



Race Results

NZ Metropolitan Trotting Club Inc, HRNZ, May 07, 2025

Compilation date: May 7, 2025, 5:16:05 PM (NZST)

Copyright © 2025 HRNZ and NZMTC. All rights reserved.

Trademarks.

StrideMASTER is a registered trademark of Thoroughbred Ratings Pty Ltd.

Disclaimer.

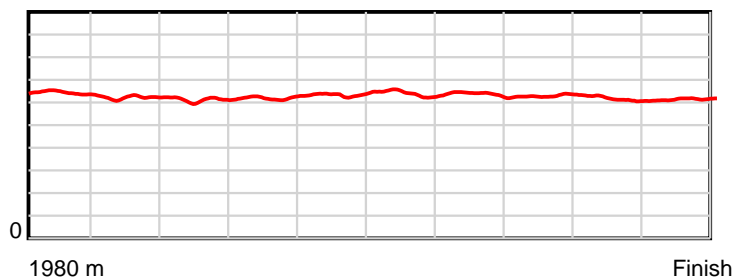
HRNZ and NZMTC and Thoroughbred Ratings Pty Ltd accepts no responsibility for the completeness or accuracy of any of the information contained herein, and makes no representations about its suitability for any particular purpose. Users should make their own judgements about those matters and/or seek independent advice. You assume all risks associated with use of the data provided on this page.

Race Results

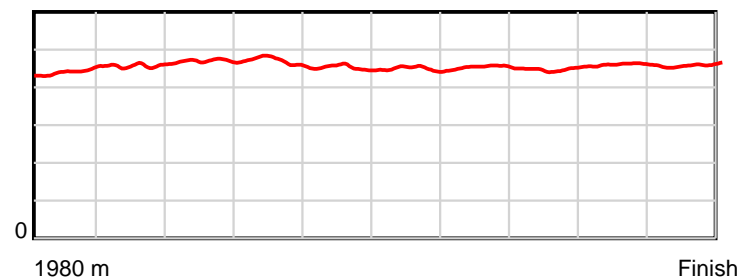
May 07, 2025, Race 1, IRT. YOUR HORSE. OUR PASSION. MOBILE PACE, Distance 1980m, Addington - Survey 1980m

Result	TAB no.	Horse (Barrier)	1980 to	1800m to	1600m to	1400m to	1200m to	1000m to	800m to	600m to	400m to	200m to	Total or	Margin
1st	9	Shake A Leg (9)	1800m	1600m	1400m	1200m	1000m	800m	600m	400m	200m	WP	Average	
		Position in running (margin)	-	9(5.3)	9(11.5)	9(13.0)	9(10.3)	4(2.7)	1(0.0)	2(0.2)	1(0.0)	1(0.0)		0.00
		Sectional time (s)	12.82	14.99	15.41	15.13	14.77	14.50	14.26	14.15	14.76	15.11		
		Cumulative time (s)	145.90	133.08	118.09	102.68	87.55	72.78	58.28	44.02	29.87	15.11	2:25.90	
		Speed (m/s)	14.04	13.34	12.98	13.22	13.54	13.79	14.03	14.13	13.55	13.24	13.57	
		Stride length (m)	6.36	6.10	6.09	6.21	6.12	6.19	6.37	6.34	6.24	6.07	6.21	
		Stride duration (s)	0.442	0.457	0.470	0.470	0.452	0.449	0.454	0.448	0.461	0.458	0.457	
		Stride efficiency (%)	63.22	58.13	58.05	60.33	58.55	59.89	63.40	62.73	60.93	57.58	60.19	
		Stride count	28.30	32.79	32.81	32.19	32.67	32.31	31.40	31.57	32.03	32.95	319.02	

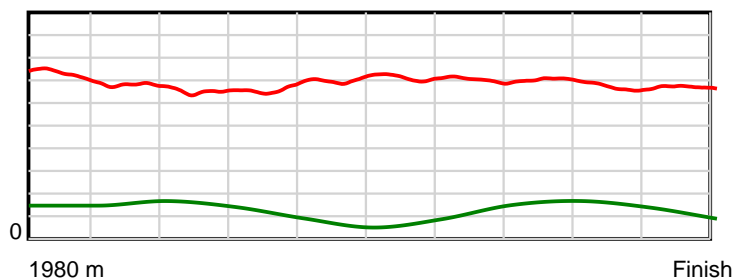
10 m Stride length



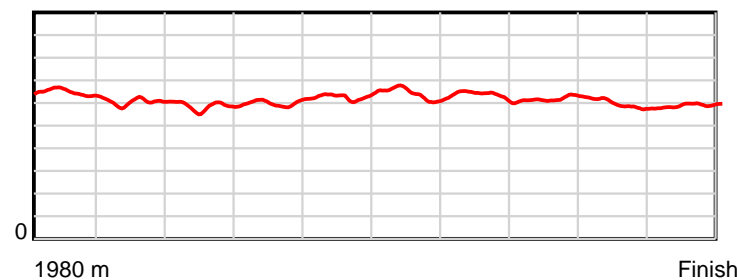
0.6 s Stride duration



20 m/sec Speed



100 % Stride efficiency



Note: Horizontal distance axis grid lines are 200m furlongs.

Disclaimer.

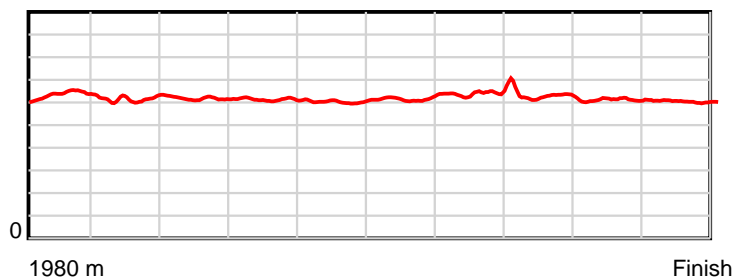
HRNZ and NZMTC and Thoroughbred Ratings Pty Ltd accepts no responsibility for the completeness or accuracy of any of the information contained herein, and makes no representations about its suitability for any particular purpose. Users should make their own judgements about those matters and/or seek independent advice. You assume all risks associated with use of the data provided on this page.

Race Results

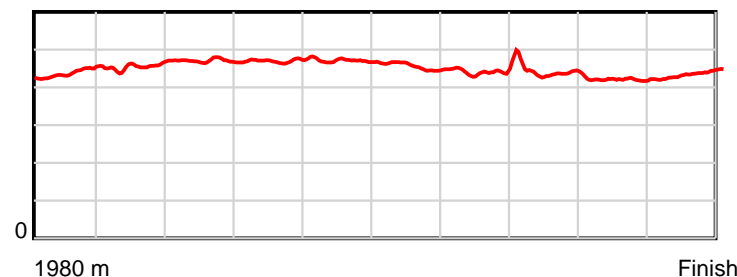
May 07, 2025, Race 1, IRT. YOUR HORSE. OUR PASSION. MOBILE PACE, Distance 1980m, Addington - Survey 1980m

Result	TAB no.	Horse (Barrier)	1980 to	1800m to	1600m to	1400m to	1200m to	1000m to	800m to	600m to	400m to	200m to	Total or	Margin
2nd	4	Franco Elvis (4)	1800m	1600m	1400m	1200m	1000m	800m	600m	400m	200m	WP	Average	
		Position in running (margin)	-	8(4.7)	8(10.8)	8(10.8)	8(9.7)	9(9.2)	9(11.0)	9(8.8)	9(9.8)	4(5.1)		2.10
		Sectional time (s)	12.69	14.98	15.17	15.39	15.95	15.24	13.85	14.36	13.99	14.66		
		Cumulative time (s)	146.28	133.59	118.61	103.44	88.05	72.10	56.86	43.01	28.65	14.66	2:26.28	
		Speed (m/s)	14.18	13.35	13.18	13.00	12.54	13.12	14.44	13.93	14.30	13.64	13.54	
		Stride length (m)	6.27	6.07	6.20	6.11	5.91	5.97	6.43	6.07	6.00	5.95	6.09	
		Stride duration (s)	0.439	0.455	0.471	0.470	0.471	0.455	0.445	0.435	0.420	0.437	0.450	
		Stride efficiency (%)	61.41	57.64	60.12	58.29	54.54	55.68	64.63	57.49	56.33	55.41	58.02	
		Stride count	28.71	32.93	32.24	32.75	33.85	33.50	31.10	32.97	33.31	33.59	324.95	

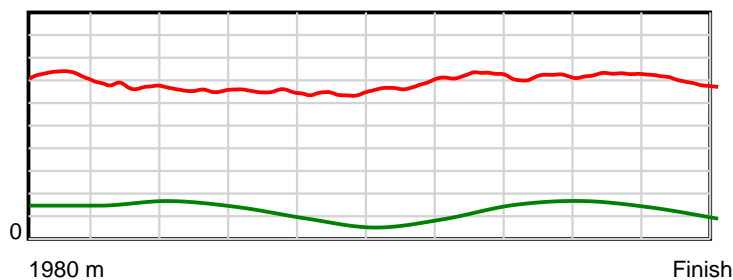
10 m Stride length



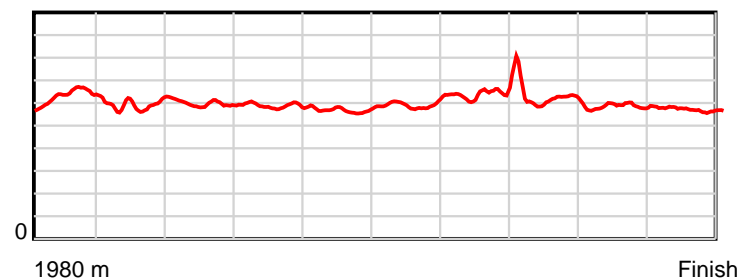
0.6 s Stride duration



20 m/sec Speed



100 % Stride efficiency



Note: Horizontal distance axis grid lines are 200m furlongs.

Disclaimer.

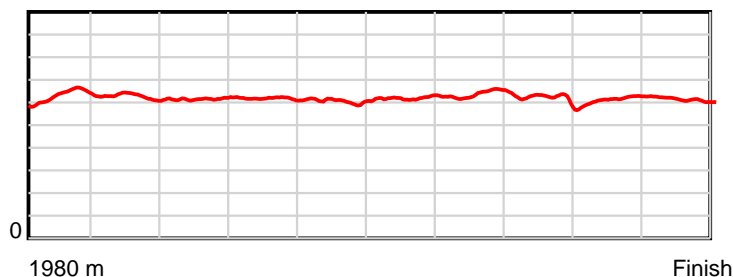
HRNZ and NZMTC and Thoroughbred Ratings Pty Ltd accepts no responsibility for the completeness or accuracy of any of the information contained herein, and makes no representations about its suitability for any particular purpose. Users should make their own judgements about those matters and/or seek independent advice. You assume all risks associated with use of the data provided on this page.

Race Results

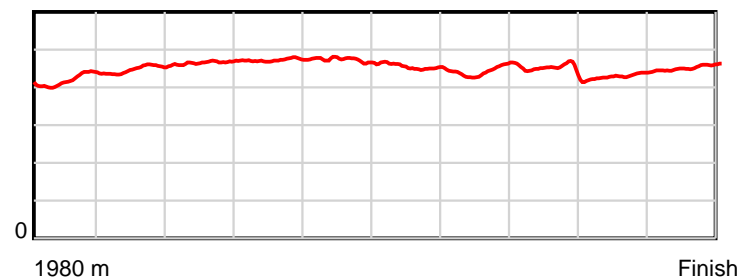
May 07, 2025, Race 1, IRT. YOUR HORSE. OUR PASSION. MOBILE PACE, Distance 1980m, Addington - Survey 1980m

Result	TAB no.	Horse (Barrier)	1980 to	1800m to	1600m to	1400m to	1200m to	1000m to	800m to	600m to	400m to	200m to	Total or	Margin
3rd	6	Shapely (6)	1800m	1600m	1400m	1200m	1000m	800m	600m	400m	200m	WP	Average	
		Position in running (margin)	-	4(1.7)	4(4.5)	5(4.5)	4(3.6)	5(3.9)	6(5.4)	5(4.1)	5(6.8)	2(3.6)		3.30
		Sectional time (s)	12.60	14.42	15.17	15.43	16.07	15.20	14.01	14.64	14.22	14.74		
		Cumulative time (s)	146.50	133.90	119.48	104.31	88.88	72.81	57.61	43.60	28.96	14.74	2:26.50	
		Speed (m/s)	14.28	13.87	13.18	12.96	12.45	13.16	14.28	13.66	14.06	13.57	13.52	
		Stride length (m)	6.23	6.21	6.14	6.12	5.86	5.97	6.34	6.10	6.07	6.15	6.12	
		Stride duration (s)	0.420	0.448	0.465	0.472	0.471	0.454	0.444	0.446	0.432	0.453	0.453	
		Stride efficiency (%)	60.73	60.28	58.86	58.46	53.74	55.68	62.86	58.14	57.61	59.18	58.45	
		Stride count	28.87	32.20	32.59	32.70	34.11	33.51	31.53	32.79	32.94	32.50	323.74	

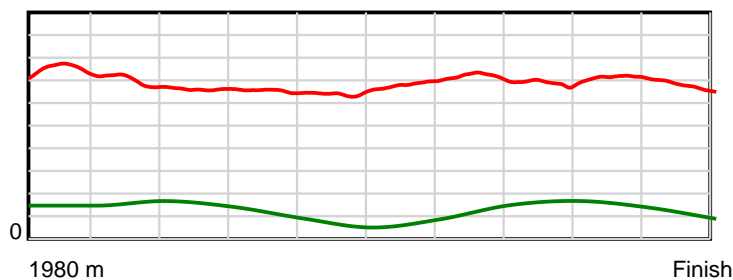
10 m Stride length



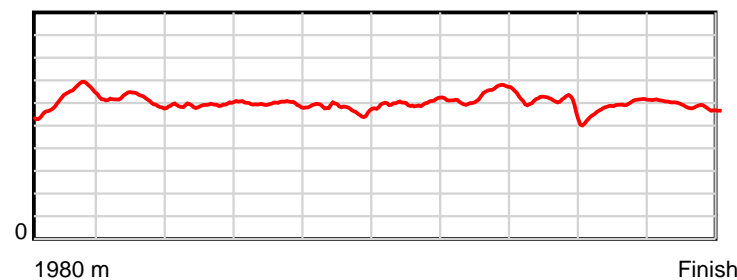
0.6 s Stride duration



20 m/sec Speed



100 % Stride efficiency



Note: Horizontal distance axis grid lines are 200m furlongs.

Disclaimer.

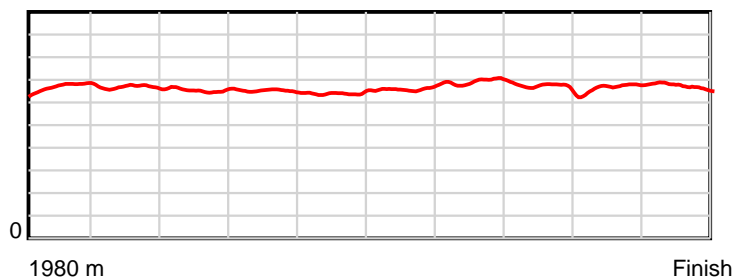
HRNZ and NZMTC and Thoroughbred Ratings Pty Ltd accepts no responsibility for the completeness or accuracy of any of the information contained herein, and makes no representations about its suitability for any particular purpose. Users should make their own judgements about those matters and/or seek independent advice. You assume all risks associated with use of the data provided on this page.

Race Results

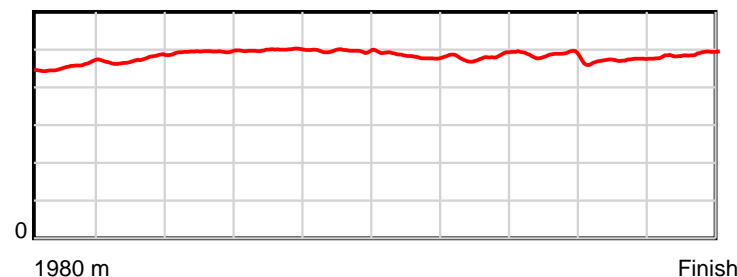
May 07, 2025, Race 1, IRT. YOUR HORSE. OUR PASSION. MOBILE PACE, Distance 1980m, Addington - Survey 1980m

Result	TAB no.	Horse (Barrier)	1980 to	1800m to	1600m to	1400m to	1200m to	1000m to	800m to	600m to	400m to	200m to	Total or	Margin
4th	3	Sweet Dreams (3)	1800m	1600m	1400m	1200m	1000m	800m	600m	400m	200m	WP	Average	
		Position in running (margin)	-	7(3.9)	6(6.9)	6(6.8)	6(5.5)	7(5.4)	7(7.3)	7(5.7)	7(9.1)	6(5.9)		4.40
		Sectional time (s)	12.87	14.46	15.14	15.36	16.01	15.27	13.95	14.76	14.23	14.64		
		Cumulative time (s)	146.69	133.82	119.36	104.22	88.86	72.85	57.58	43.63	28.87	14.64	2:26.69	
		Speed (m/s)	13.98	13.83	13.21	13.02	12.49	13.10	14.34	13.55	14.05	13.66	13.50	
		Stride length (m)	6.65	6.55	6.54	6.50	6.20	6.32	6.91	6.55	6.65	6.67	6.55	
		Stride duration (s)	0.457	0.474	0.495	0.499	0.497	0.483	0.482	0.483	0.473	0.488	0.485	
		Stride efficiency (%)	69.12	67.08	66.76	65.98	60.14	62.46	74.61	67.05	69.10	69.42	66.99	
		Stride count	27.06	30.53	30.60	30.78	32.24	31.63	28.95	30.53	30.08	30.01	302.41	

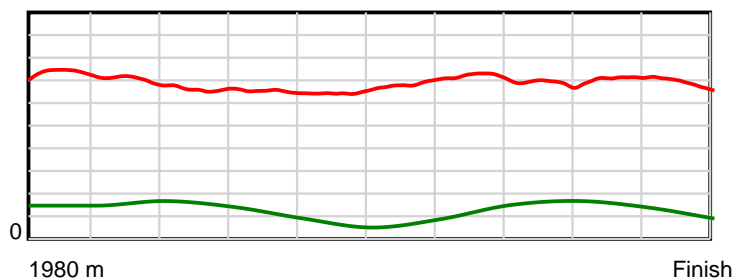
10 m Stride length



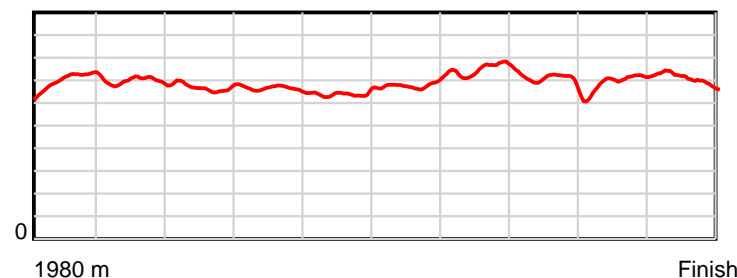
0.6 s Stride duration



20 m/sec Speed



100 % Stride efficiency



Note: Horizontal distance axis grid lines are 200m furlongs.

Disclaimer.

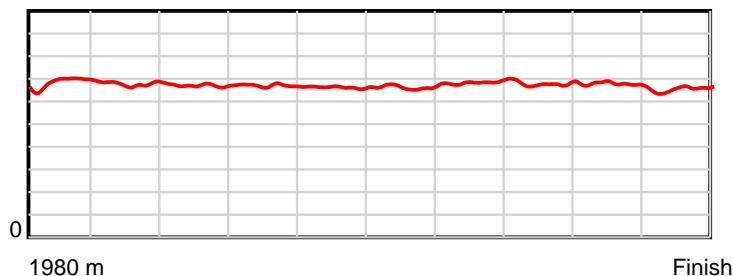
HRNZ and NZMTC and Thoroughbred Ratings Pty Ltd accepts no responsibility for the completeness or accuracy of any of the information contained herein, and makes no representations about its suitability for any particular purpose. Users should make their own judgements about those matters and/or seek independent advice. You assume all risks associated with use of the data provided on this page.

Race Results

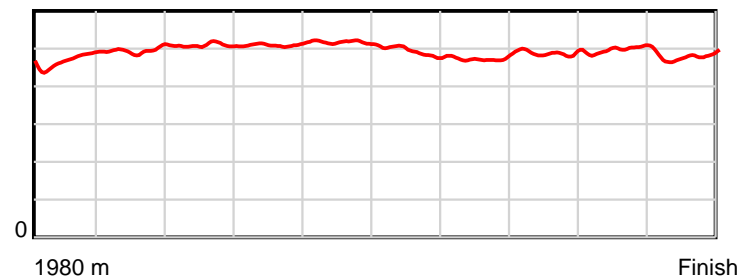
May 07, 2025, Race 1, IRT. YOUR HORSE. OUR PASSION. MOBILE PACE, Distance 1980m, Addington - Survey 1980m

Result	TAB no.	Horse (Barrier)	1980 to	1800m to	1600m to	1400m to	1200m to	1000m to	800m to	600m to	400m to	200m to	Total or	Margin
5th	8	Super Fund (8)	1800m	1600m	1400m	1200m	1000m	800m	600m	400m	200m	WP	Average	
		Position in running (margin)	-	6(3.9)	7(9.2)	7(9.0)	7(7.3)	8(7.4)	8(9.6)	8(7.7)	8(9.3)	9(7.6)		6.30
		Sectional time (s)	12.73	14.84	15.13	15.30	16.03	15.32	13.91	14.44	14.48	14.85		
		Cumulative time (s)	147.03	134.30	119.46	104.33	89.03	73.00	57.68	43.77	29.33	14.85	2:27.03	
		Speed (m/s)	14.14	13.48	13.22	13.07	12.48	13.05	14.38	13.85	13.81	13.47	13.47	
		Stride length (m)	6.80	6.68	6.72	6.66	6.45	6.41	6.82	6.75	6.89	6.46	6.66	
		Stride duration (s)	0.470	0.496	0.509	0.510	0.517	0.491	0.475	0.488	0.499	0.479	0.495	
		Stride efficiency (%)	72.29	69.83	70.66	69.38	64.96	64.22	72.76	71.24	74.12	65.15	69.31	
		Stride count	26.46	29.92	29.74	30.02	31.02	31.20	29.31	29.62	29.04	30.97	297.30	

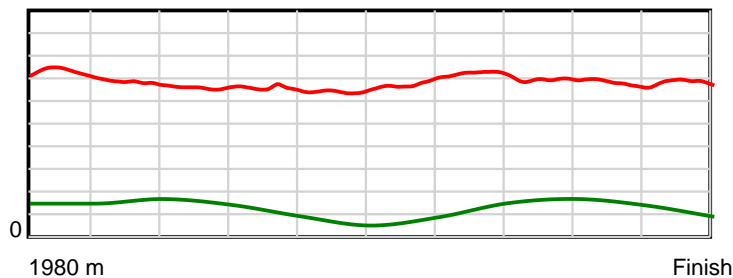
10 m Stride length



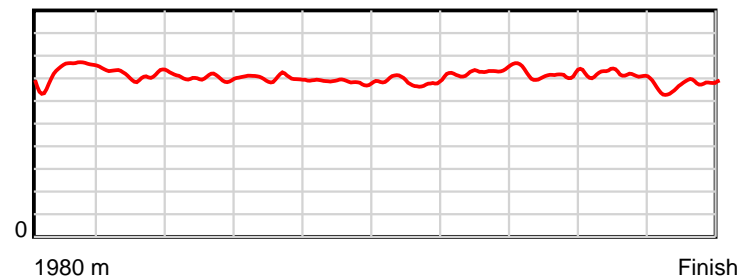
0.6 s Stride duration



20 m/sec Speed



100 % Stride efficiency



Note: Horizontal distance axis grid lines are 200m furlongs.

Disclaimer.

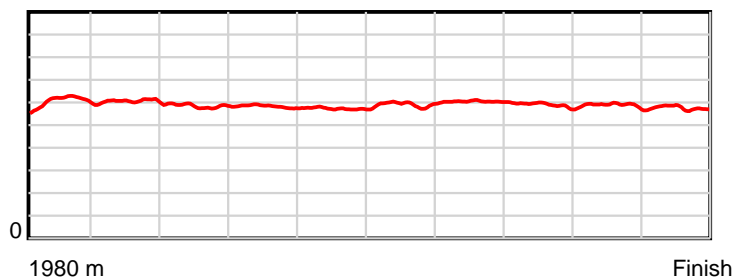
HRNZ and NZMTC and Thoroughbred Ratings Pty Ltd accepts no responsibility for the completeness or accuracy of any of the information contained herein, and makes no representations about its suitability for any particular purpose. Users should make their own judgements about those matters and/or seek independent advice. You assume all risks associated with use of the data provided on this page.

Race Results

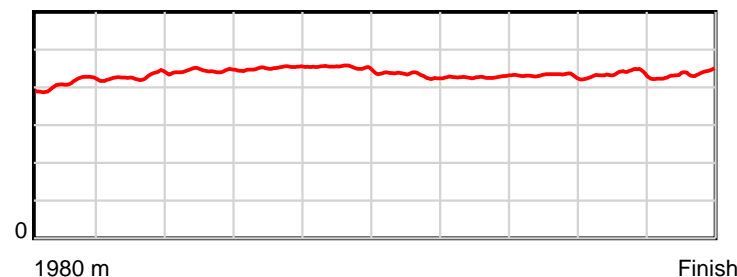
May 07, 2025, Race 1, IRT. YOUR HORSE. OUR PASSION. MOBILE PACE, Distance 1980m, Addington - Survey 1980m

Result	TAB no.	Horse (Barrier)	1980 to	1800m to	1600m to	1400m to	1200m to	1000m to	800m to	600m to	400m to	200m to	Total or	Margin
6th	1	Terror Ma Sue (1)	1800m	1600m	1400m	1200m	1000m	800m	600m	400m	200m	WP	Average	
		Position in running (margin)	-	5(3.4)	5(5.2)	4(4.0)	5(3.7)	6(4.1)	5(4.4)	6(4.3)	6(7.1)	7(6.0)		7.10
		Sectional time (s)	12.61	14.26	14.97	15.53	16.09	15.00	14.19	14.66	14.56	15.32		
		Cumulative time (s)	147.19	134.58	120.32	105.35	89.82	73.73	58.73	44.54	29.88	15.32	2:27.19	
		Speed (m/s)	14.27	14.03	13.36	12.88	12.43	13.33	14.09	13.64	13.74	13.05	13.45	
		Stride length (m)	6.03	6.00	5.94	5.81	5.63	5.76	6.03	5.88	5.98	5.69	5.87	
		Stride duration (s)	0.411	0.428	0.444	0.451	0.453	0.432	0.428	0.431	0.435	0.436	0.436	
		Stride efficiency (%)	56.90	56.32	55.05	52.74	49.52	51.93	56.75	54.06	55.90	50.59	53.85	
		Stride count	29.83	33.32	33.70	34.43	35.53	34.69	33.19	34.00	33.44	35.15	337.28	

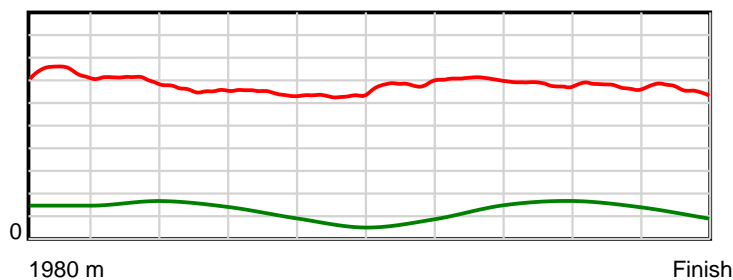
10 m Stride length



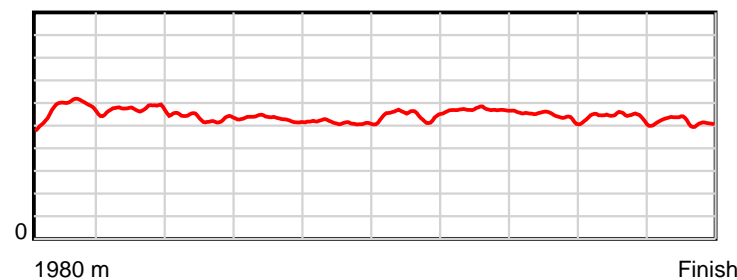
0.6 s Stride duration



20 m/sec Speed



100 % Stride efficiency



Note: Horizontal distance axis grid lines are 200m furlongs.

Disclaimer.

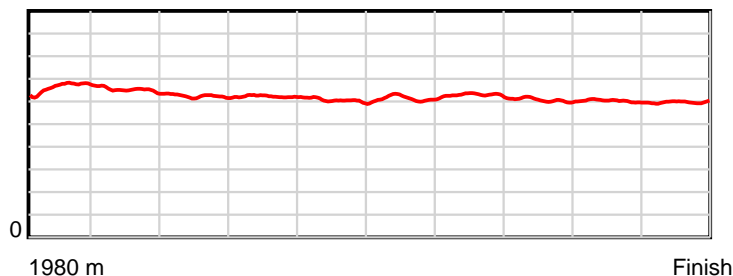
HRNZ and NZMTC and Thoroughbred Ratings Pty Ltd accepts no responsibility for the completeness or accuracy of any of the information contained herein, and makes no representations about its suitability for any particular purpose. Users should make their own judgements about those matters and/or seek independent advice. You assume all risks associated with use of the data provided on this page.

Race Results

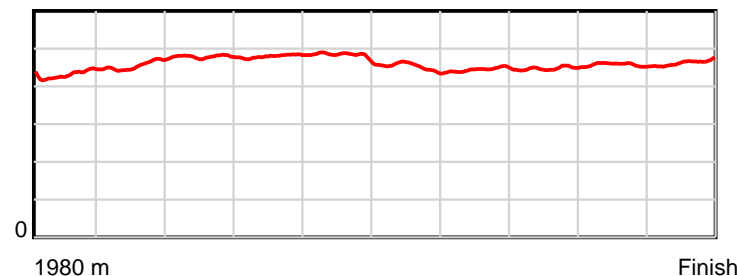
May 07, 2025, Race 1, IRT. YOUR HORSE. OUR PASSION. MOBILE PACE, Distance 1980m, Addington - Survey 1980m

Result	TAB no.	Horse (Barrier)	1980 to	1800m to	1600m to	1400m to	1200m to	1000m to	800m to	600m to	400m to	200m to	Total or	Margin
7th	5	She's A Jewel (5)	1800m	1600m	1400m	1200m	1000m	800m	600m	400m	200m	WP	Average	
		Position in running (margin)	-	1(0.0)	1(0.0)	1(0.0)	1(0.0)	1(0.0)	2(0.1)	1(0.0)	2(3.1)	3(4.4)		7.70
		Sectional time (s)	12.32	13.96	15.17	15.57	16.03	14.98	14.19	14.71	14.97	15.40		
		Cumulative time (s)	147.30	134.98	121.02	105.85	90.28	74.25	59.27	45.08	30.37	15.40	2:27.30	
		Speed (m/s)	14.61	14.33	13.18	12.85	12.48	13.35	14.09	13.60	13.36	12.99	13.44	
		Stride length (m)	6.55	6.53	6.31	6.16	6.02	6.03	6.27	6.09	6.12	6.01	6.20	
		Stride duration (s)	0.431	0.456	0.479	0.480	0.482	0.452	0.445	0.448	0.458	0.463	0.461	
		Stride efficiency (%)	67.05	66.71	62.29	59.32	56.59	56.83	61.44	57.87	58.46	56.48	60.06	
		Stride count	27.48	30.61	31.68	32.46	33.24	33.16	31.90	32.87	32.70	33.27	319.37	

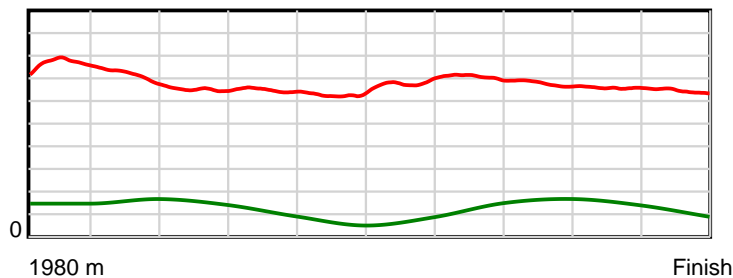
10 m Stride length



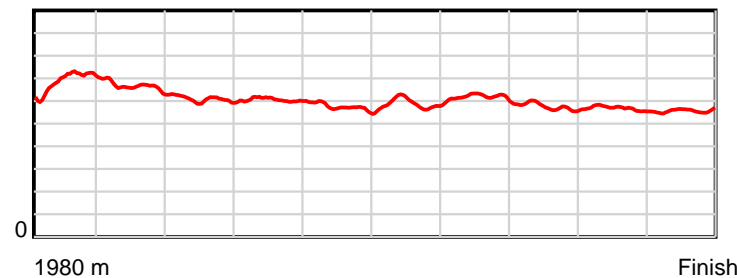
0.6 s Stride duration



20 m/sec Speed



100 % Stride efficiency



Note: Horizontal distance axis grid lines are 200m furlongs.

Disclaimer.

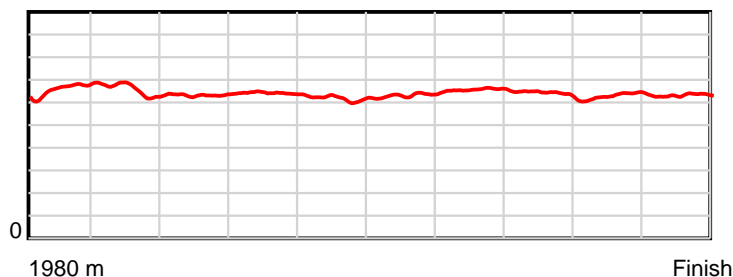
HRNZ and NZMTC and Thoroughbred Ratings Pty Ltd accepts no responsibility for the completeness or accuracy of any of the information contained herein, and makes no representations about its suitability for any particular purpose. Users should make their own judgements about those matters and/or seek independent advice. You assume all risks associated with use of the data provided on this page.

Race Results

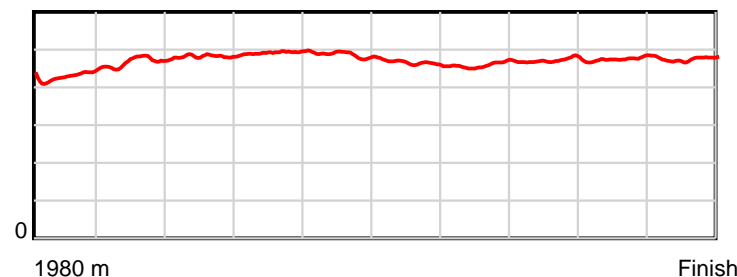
May 07, 2025, Race 1, IRT. YOUR HORSE. OUR PASSION. MOBILE PACE, Distance 1980m, Addington - Survey 1980m

Result	TAB no.	Horse (Barrier)	1980 to	1800m to	1600m to	1400m to	1200m to	1000m to	800m to	600m to	400m to	200m to	Total or	Margin
8th	7	Stunna (7)	1800m	1600m	1400m	1200m	1000m	800m	600m	400m	200m	WP	Average	
		Position in running (margin)	-	2(0.2)	3(3.0)	3(2.5)	2(1.5)	3(2.6)	4(3.5)	4(2.3)	4(6.0)	8(7.6)		7.80
		Sectional time (s)	12.21	14.43	15.08	15.40	16.22	15.11	14.01	14.81	15.01	15.02		
		Cumulative time (s)	147.30	135.09	120.66	105.58	90.18	73.96	58.85	44.84	30.03	15.02	2:27.30	
		Speed (m/s)	14.74	13.86	13.26	12.99	12.33	13.24	14.28	13.50	13.32	13.32	13.44	
		Stride length (m)	6.55	6.48	6.39	6.39	6.00	6.15	6.56	6.37	6.34	6.32	6.35	
		Stride duration (s)	0.430	0.467	0.482	0.492	0.486	0.464	0.460	0.471	0.476	0.475	0.472	
		Stride efficiency (%)	67.12	65.55	63.88	63.88	56.16	59.06	67.24	63.35	62.80	62.36	62.97	
		Stride count	27.46	30.88	31.28	31.28	33.36	32.53	30.49	31.41	31.55	31.66	311.90	

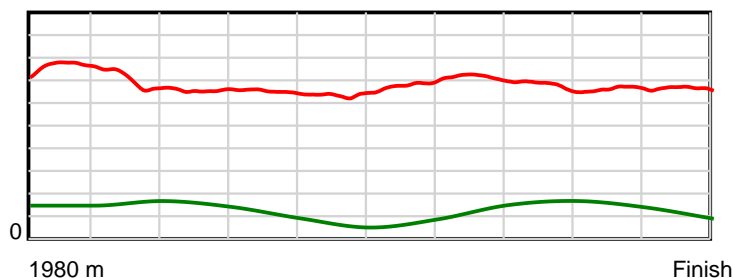
10 m Stride length



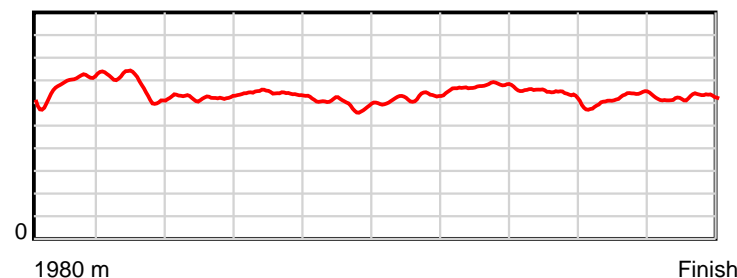
0.6 s Stride duration



20 m/sec Speed



100 % Stride efficiency



Note: Horizontal distance axis grid lines are 200m furlongs.

Disclaimer.

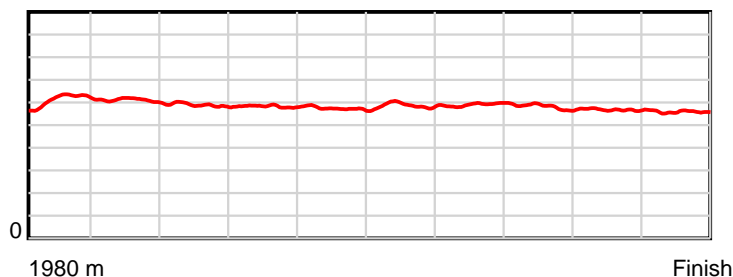
HRNZ and NZMTC and Thoroughbred Ratings Pty Ltd accepts no responsibility for the completeness or accuracy of any of the information contained herein, and makes no representations about its suitability for any particular purpose. Users should make their own judgements about those matters and/or seek independent advice. You assume all risks associated with use of the data provided on this page.

Race Results

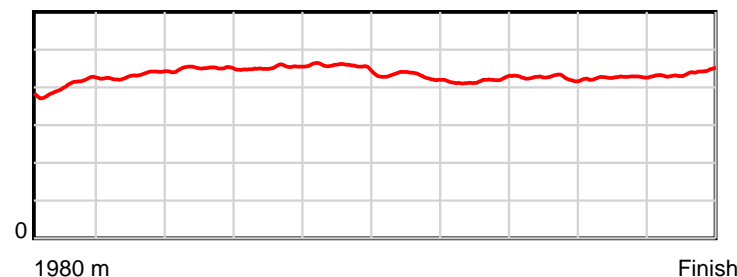
May 07, 2025, Race 1, IRT. YOUR HORSE. OUR PASSION. MOBILE PACE, Distance 1980m, Addington - Survey 1980m

Result	TAB no.	Horse (Barrier)	1980 to	1800m to	1600m to	1400m to	1200m to	1000m to	800m to	600m to	400m to	200m to	Total or	Margin
9th	2	Kalatra (2)	1800m	1600m	1400m	1200m	1000m	800m	600m	400m	200m	WP	Average	
		Position in running (margin)	-	3(1.3)	2(2.7)	2(2.1)	3(1.9)	2(2.1)	3(2.1)	3(1.9)	3(4.9)	5(5.5)		9.40
		Sectional time (s)	12.37	14.19	15.07	15.53	16.06	14.95	14.19	14.69	14.86	15.69		
		Cumulative time (s)	147.60	135.23	121.04	105.97	90.44	74.38	59.43	45.24	30.55	15.69	2:27.60	
		Speed (m/s)	14.55	14.09	13.27	12.88	12.45	13.38	14.09	13.61	13.46	12.75	13.41	
		Stride length (m)	6.07	6.10	5.97	5.82	5.68	5.75	5.89	5.79	5.73	5.59	5.83	
		Stride duration (s)	0.404	0.433	0.450	0.452	0.456	0.430	0.418	0.425	0.426	0.438	0.435	
		Stride efficiency (%)	57.61	58.05	55.75	52.98	50.49	51.66	54.21	52.37	51.40	48.77	53.17	
		Stride count	29.65	32.81	33.48	34.35	35.19	34.78	33.96	34.55	34.87	35.80	339.44	

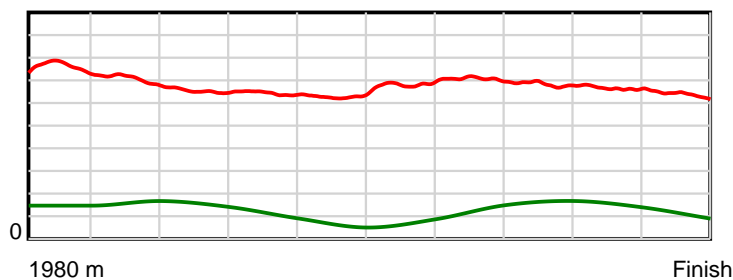
10 m Stride length



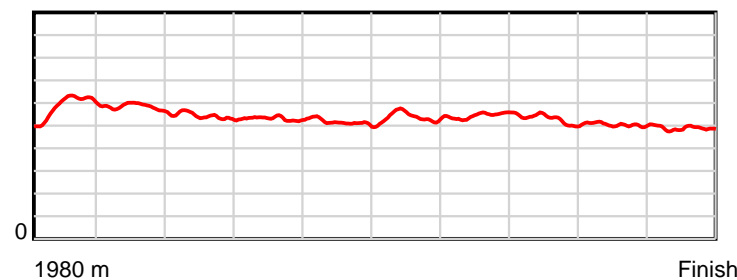
0.6 s Stride duration



20 m/sec Speed



100 % Stride efficiency



Note: Horizontal distance axis grid lines are 200m furlongs.

Disclaimer.

HRNZ and NZMTC and Thoroughbred Ratings Pty Ltd accepts no responsibility for the completeness or accuracy of any of the information contained herein, and makes no representations about its suitability for any particular purpose. Users should make their own judgements about those matters and/or seek independent advice. You assume all risks associated with use of the data provided on this page.