



Race Results

NZ Metropolitan Trotting Club Inc, HRNZ, May 07, 2025

Compilation date: May 7, 2025, 5:58:30 PM (NZST)

Copyright © 2025 HRNZ and NZMTC. All rights reserved.

Trademarks.

StrideMASTER is a registered trademark of Thoroughbred Ratings Pty Ltd.

Disclaimer.

HRNZ and NZMTC and Thoroughbred Ratings Pty Ltd accepts no responsibility for the completeness or accuracy of any of the information contained herein, and makes no representations about its suitability for any particular purpose. Users should make their own judgements about those matters and/or seek independent advice. You assume all risks associated with use of the data provided on this page.



Race Results



May 07, 2025, Race 2, SHARE THE DREAM WITH WOODLANDS STUD MOBILE PACE, Distance 2600m, Addington - Survey 3200m

Result	TAB no.	Horse (Barrier)	2600 to	2400m to
1st	3	Lily's A Star (3)	2400m	2200m
		Position in running (margin)	-	2(1.2)
		Sectional time (s)	12.88	14.99
		Cumulative time (s)	195.27	182.39
		Speed (m/s)	15.53	13.34
		Stride length (m)	6.24	6.02
		Stride duration (s)	0.398	0.451
		Stride efficiency (%)	60.92	56.65
		Stride count	32.03	33.22

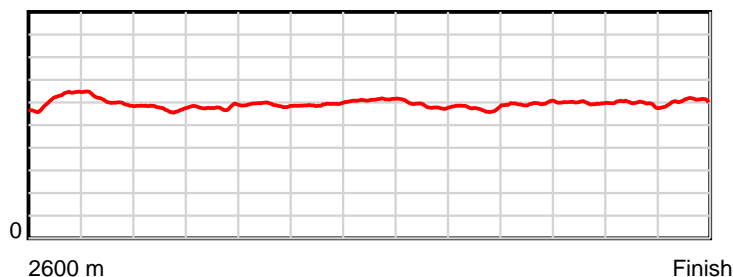
Disclaimer.

HRNZ and NZMTC and Thoroughbred Ratings Pty Ltd accepts no responsibility for the completeness or accuracy of any of the information contained herein, and makes no representations about its suitability for any particular purpose. Users should make their own judgements about those matters and/or seek independent advice. You assume all risks associated with use of the data provided on this page.

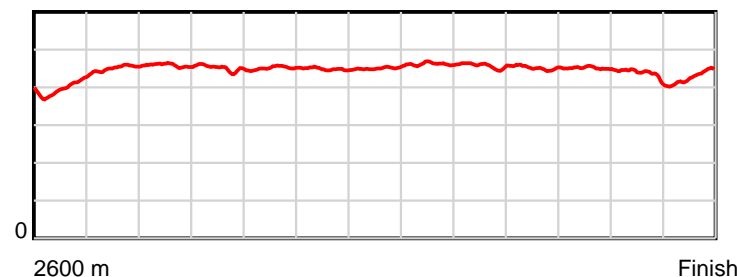
May 07, 2025, Race 2, SHARE THE DREAM WITH WOODLANDS STUD MOBILE PACE, Distance 2600m, Addington - Survey 3200m

Result	TAB no.	Horse (Barrier)	2200m to	2000m to	1800m to	1600m to	1400m to	1200m to	1000m to	800m to	600m to	400m to	200m to	Total or	Margin
1st	3	Lily's A Star (3)	2000m	1800m	1600m	1400m	1200m	1000m	800m	600m	400m	200m	WP	Average	
		Position in running (margin)	2(1.8)	2(2.3)	2(1.9)	2(1.9)	2(1.5)	2(1.7)	2(1.6)	2(1.8)	2(1.8)	2(2.0)	2(1.3)		0.00
		Sectional time (s)	16.38	15.57	15.25	14.77	14.74	15.84	16.26	15.19	15.03	14.27	14.10		
		Cumulative time (s)	167.40	151.02	135.45	120.20	105.43	90.69	74.85	58.59	43.40	28.37	14.10	3:15.27	
		Speed (m/s)	12.21	12.85	13.11	13.54	13.57	12.63	12.30	13.17	13.31	14.02	14.18	13.32	
		Stride length (m)	5.59	5.79	5.92	6.07	6.11	5.83	5.62	5.94	6.00	6.11	6.05	5.94	
		Stride duration (s)	0.458	0.451	0.451	0.448	0.451	0.462	0.457	0.451	0.451	0.436	0.427	0.446	
		Stride efficiency (%)	48.90	52.47	54.75	57.60	58.40	53.12	49.44	55.16	56.28	58.29	57.19	55.16	
		Stride count	35.75	34.51	33.79	32.94	32.72	34.30	35.56	33.66	33.33	32.75	33.06	437.62	

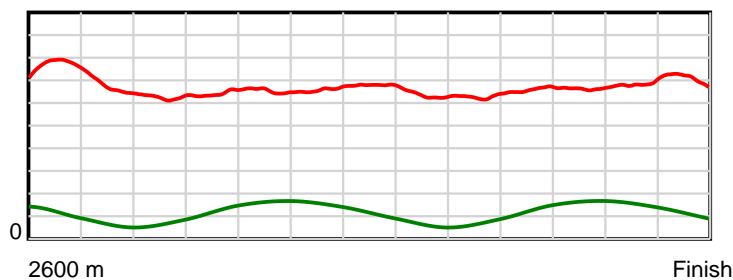
10 m Stride length



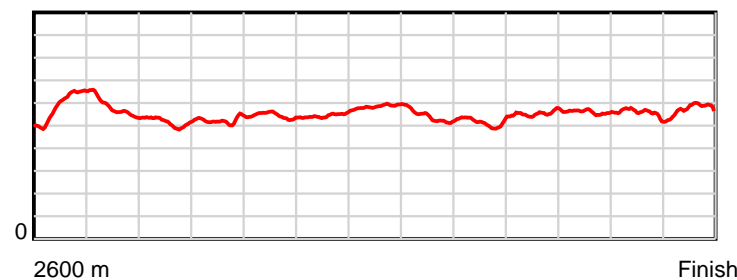
0.6 s Stride duration



20 m/sec Speed



100 % Stride efficiency



Note: Horizontal distance axis grid lines are 200m furlongs.

Disclaimer.

HRNZ and NZMTC and Thoroughbred Ratings Pty Ltd accepts no responsibility for the completeness or accuracy of any of the information contained herein, and makes no representations about its suitability for any particular purpose. Users should make their own judgements about those matters and/or seek independent advice. You assume all risks associated with use of the data provided on this page.



Race Results



May 07, 2025, Race 2, SHARE THE DREAM WITH WOODLANDS STUD MOBILE PACE, Distance 2600m, Addington - Survey 3200m

Result	TAB no.	Horse (Barrier)	2600 to	2400m to
2nd	4	Okiwi Bay (4)	2400m	2200m
		Position in running (margin)	-	5(7.2)
		Sectional time (s)	13.79	15.43
		Cumulative time (s)	195.49	181.70
		Speed (m/s)	14.50	12.96
		Stride length (m)	6.58	6.12
		Stride duration (s)	0.449	0.472
		Stride efficiency (%)	67.62	58.44
		Stride count	30.40	32.71

Disclaimer.

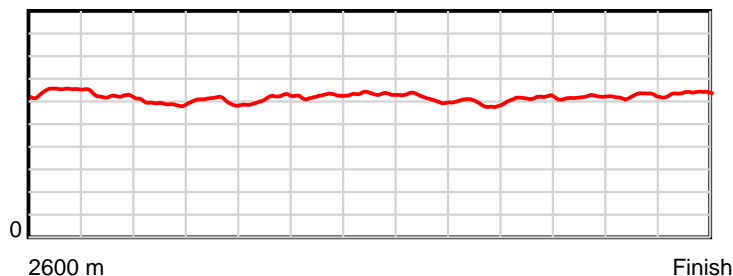
HRNZ and NZMTC and Thoroughbred Ratings Pty Ltd accepts no responsibility for the completeness or accuracy of any of the information contained herein, and makes no representations about its suitability for any particular purpose. Users should make their own judgements about those matters and/or seek independent advice. You assume all risks associated with use of the data provided on this page.

Race Results

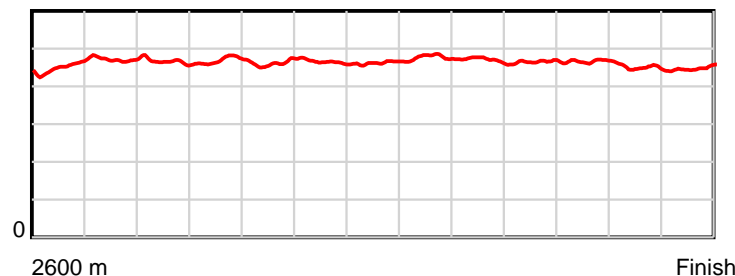
May 07, 2025, Race 2, SHARE THE DREAM WITH WOODLANDS STUD MOBILE PACE, Distance 2600m, Addington - Survey 3200m

Result	TAB no.	Horse (Barrier)	2200m to	2000m to	1800m to	1600m to	1400m to	1200m to	1000m to	800m to	600m to	400m to	200m to	Total or	Margin
2nd	4	Okiwi Bay (4)	2000m	1800m	1600m	1400m	1200m	1000m	800m	600m	400m	200m	WP	Average	
		Position in running (margin)	5(10.4)	5(9.7)	5(8.8)	5(7.9)	5(6.7)	5(5.8)	5(6.1)	5(6.4)	5(5.6)	4(5.7)	3(3.4)		1.20
		Sectional time (s)	16.17	15.50	15.08	14.64	14.57	15.89	16.28	15.06	15.01	14.01	14.06		
		Cumulative time (s)	166.27	150.10	134.60	119.52	104.88	90.31	74.42	58.14	43.08	28.07	14.06	3:15.49	
		Speed (m/s)	12.37	12.90	13.26	13.66	13.73	12.59	12.29	13.28	13.32	14.28	14.22	13.30	
		Stride length (m)	5.77	6.06	6.12	6.35	6.35	6.00	5.77	6.18	6.22	6.41	6.37	6.17	
		Stride duration (s)	0.466	0.470	0.462	0.465	0.463	0.477	0.470	0.465	0.467	0.449	0.448	0.464	
		Stride efficiency (%)	51.95	57.37	58.60	62.96	62.98	56.20	52.08	59.65	60.40	64.19	63.48	59.43	
		Stride count	34.69	33.01	32.66	31.51	31.50	33.35	34.64	32.37	32.17	31.21	31.38	421.60	

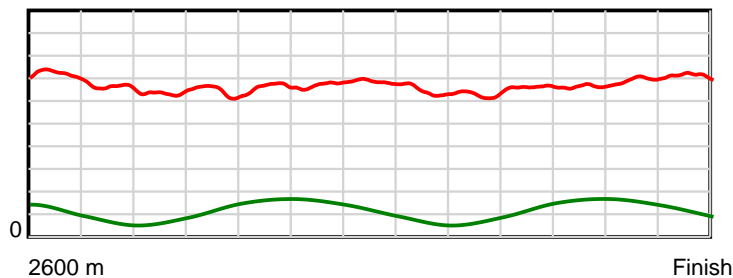
10 m Stride length



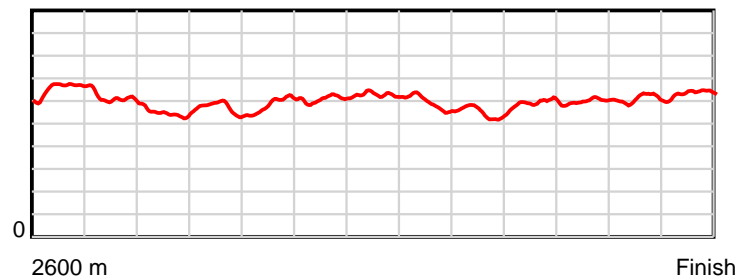
0.6 s Stride duration



20 m/sec Speed



100 % Stride efficiency



Note: Horizontal distance axis grid lines are 200m furlongs.

Disclaimer.

HRNZ and NZMTC and Thoroughbred Ratings Pty Ltd accepts no responsibility for the completeness or accuracy of any of the information contained herein, and makes no representations about its suitability for any particular purpose. Users should make their own judgements about those matters and/or seek independent advice. You assume all risks associated with use of the data provided on this page.



Race Results



May 07, 2025, Race 2, SHARE THE DREAM WITH WOODLANDS STUD MOBILE PACE, Distance 2600m, Addington - Survey 3200m

Result	TAB no.	Horse (Barrier)	2600 to	2400m to
3rd	6	Sweet Tartan (6)	2400m	2200m
		Position in running (margin)	-	1(0.0)
		Sectional time (s)	12.71	14.90
		Cumulative time (s)	195.52	182.81
		Speed (m/s)	15.74	13.42
		Stride length (m)	6.77	6.23
		Stride duration (s)	0.423	0.464
		Stride efficiency (%)	71.56	60.66
		Stride count	29.56	32.10

Disclaimer.

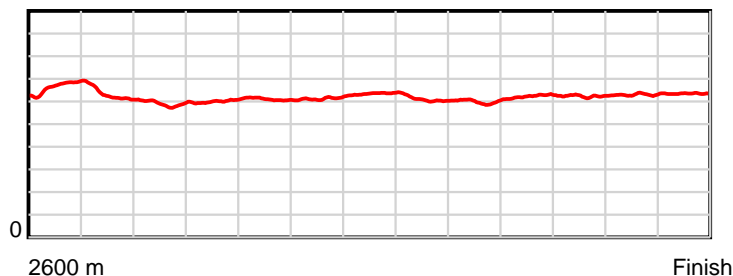
HRNZ and NZMTC and Thoroughbred Ratings Pty Ltd accepts no responsibility for the completeness or accuracy of any of the information contained herein, and makes no representations about its suitability for any particular purpose. Users should make their own judgements about those matters and/or seek independent advice. You assume all risks associated with use of the data provided on this page.

Race Results

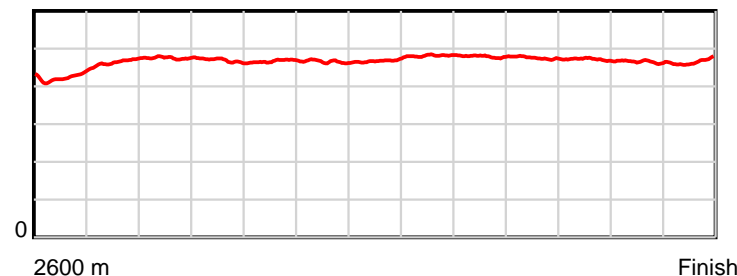
May 07, 2025, Race 2, SHARE THE DREAM WITH WOODLANDS STUD MOBILE PACE, Distance 2600m, Addington - Survey 3200m

Result	TAB no.	Horse (Barrier)	2200m to	2000m to	1800m to	1600m to	1400m to	1200m to	1000m to	800m to	600m to	400m to	200m to	Total or	Margin
3rd	6	Sweet Tartan (6)	2000m	1800m	1600m	1400m	1200m	1000m	800m	600m	400m	200m	WP	Average	
		Position in running (margin)	1(0.0)	1(0.0)	1(0.0)	1(0.0)	1(0.0)	1(0.0)	1(0.0)	1(0.0)	1(0.0)	1(0.0)	1(0.0)		1.40
		Sectional time (s)	16.30	15.64	15.24	14.83	14.72	15.85	16.23	15.19	15.00	14.39	14.52		
		Cumulative time (s)	167.91	151.61	135.97	120.73	105.90	91.18	75.33	59.10	43.91	28.91	14.52	3:15.52	
		Speed (m/s)	12.27	12.79	13.12	13.49	13.59	12.62	12.32	13.17	13.33	13.90	13.77	13.30	
		Stride length (m)	5.83	5.99	6.13	6.28	6.35	6.07	5.90	6.25	6.28	6.47	6.41	6.22	
		Stride duration (s)	0.475	0.468	0.467	0.465	0.468	0.481	0.479	0.475	0.471	0.466	0.466	0.468	
		Stride efficiency (%)	53.19	56.06	58.71	61.54	63.08	57.66	54.37	61.10	61.68	65.46	64.30	60.45	
		Stride count	34.28	33.39	32.63	31.87	31.48	32.92	33.91	31.99	31.83	30.90	31.18	418.04	

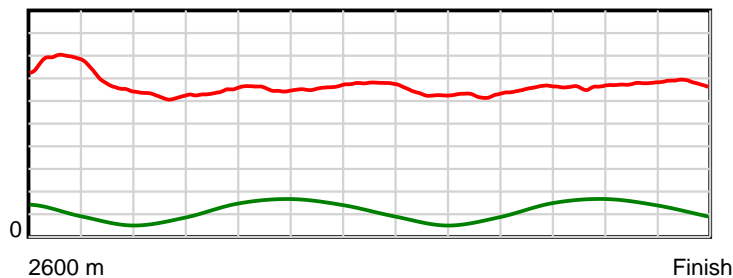
10 m Stride length



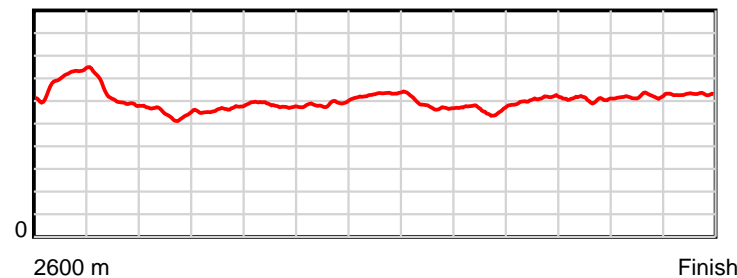
0.6 s Stride duration



20 m/sec Speed



100 % Stride efficiency



Note: Horizontal distance axis grid lines are 200m furlongs.

Disclaimer.

HRNZ and NZMTC and Thoroughbred Ratings Pty Ltd accepts no responsibility for the completeness or accuracy of any of the information contained herein, and makes no representations about its suitability for any particular purpose. Users should make their own judgements about those matters and/or seek independent advice. You assume all risks associated with use of the data provided on this page.



Race Results



May 07, 2025, Race 2, SHARE THE DREAM WITH WOODLANDS STUD MOBILE PACE, Distance 2600m, Addington - Survey 3200m

Result	TAB no.	Horse (Barrier)	2600 to	2400m to
4th	2	Hoo Haa (2)	2400m	2200m
		Position in running (margin)	-	4(7.1)
		Sectional time (s)	13.73	15.12
		Cumulative time (s)	196.29	182.56
		Speed (m/s)	14.57	13.23
		Stride length (m)	6.19	5.85
		Stride duration (s)	0.422	0.443
		Stride efficiency (%)	59.82	53.57
		Stride count	32.33	34.16

Disclaimer.

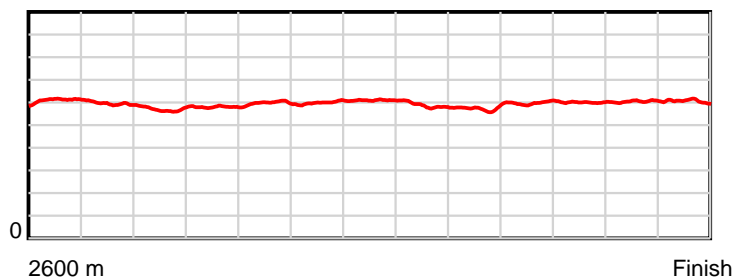
HRNZ and NZMTC and Thoroughbred Ratings Pty Ltd accepts no responsibility for the completeness or accuracy of any of the information contained herein, and makes no representations about its suitability for any particular purpose. Users should make their own judgements about those matters and/or seek independent advice. You assume all risks associated with use of the data provided on this page.

Race Results

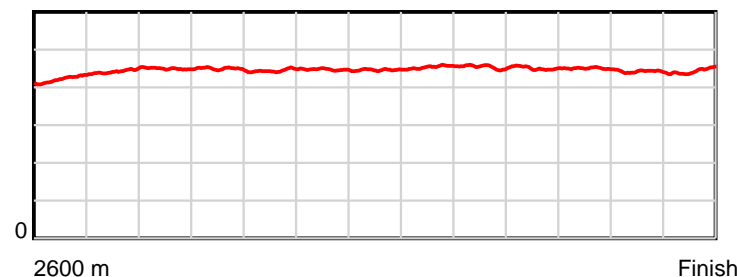
May 07, 2025, Race 2, SHARE THE DREAM WITH WOODLANDS STUD MOBILE PACE, Distance 2600m, Addington - Survey 3200m

Result	TAB no.	Horse (Barrier)	2200m to	2000m to	1800m to	1600m to	1400m to	1200m to	1000m to	800m to	600m to	400m to	200m to	Total or	Margin
4th	2	Hoo Haa (2)	2000m	1800m	1600m	1400m	1200m	1000m	800m	600m	400m	200m	WP	Average	
		Position in running (margin)	4(8.4)	4(7.6)	4(7.4)	4(5.9)	4(5.1)	4(4.8)	3(3.6)	3(3.6)	3(3.6)	3(3.8)	4(4.1)		5.70
		Sectional time (s)	16.16	15.61	14.99	14.70	14.67	15.65	16.23	15.19	15.03	14.44	14.77		
		Cumulative time (s)	167.44	151.28	135.67	120.68	105.98	91.31	75.66	59.43	44.24	29.21	14.77	3:16.29	
		Speed (m/s)	12.38	12.81	13.34	13.61	13.63	12.78	12.32	13.17	13.31	13.85	13.54	13.25	
		Stride length (m)	5.56	5.76	5.94	6.08	6.08	5.80	5.59	5.93	5.98	6.12	6.01	5.91	
		Stride duration (s)	0.449	0.449	0.445	0.447	0.446	0.454	0.454	0.451	0.450	0.442	0.444	0.446	
		Stride efficiency (%)	48.32	51.82	55.08	57.71	57.83	52.59	48.91	55.03	55.97	58.54	56.44	54.57	
		Stride count	35.97	34.73	33.69	32.91	32.88	34.48	35.75	33.70	33.42	32.68	33.28	439.98	

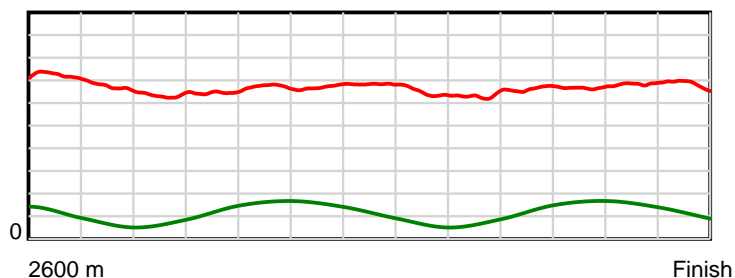
10 m Stride length



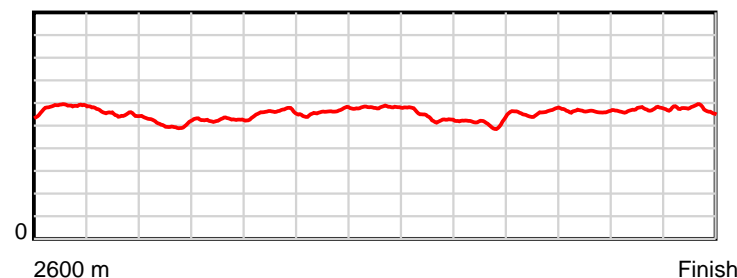
0.6 s Stride duration



20 m/sec Speed



100 % Stride efficiency



Note: Horizontal distance axis grid lines are 200m furlongs.

Disclaimer.

HRNZ and NZMTC and Thoroughbred Ratings Pty Ltd accepts no responsibility for the completeness or accuracy of any of the information contained herein, and makes no representations about its suitability for any particular purpose. Users should make their own judgements about those matters and/or seek independent advice. You assume all risks associated with use of the data provided on this page.



Race Results



May 07, 2025, Race 2, SHARE THE DREAM WITH WOODLANDS STUD MOBILE PACE, Distance 2600m, Addington - Survey 3200m

Result	TAB no.	Horse (Barrier)	2600 to	2400m to
5th	1	Ester Lucy (1)	2400m	2200m
		Position in running (margin)	-	3(4.2)
		Sectional time (s)	13.29	15.11
		Cumulative time (s)	196.39	183.10
		Speed (m/s)	15.05	13.24
		Stride length (m)	6.84	6.55
		Stride duration (s)	0.450	0.495
		Stride efficiency (%)	73.20	67.14
		Stride count	29.22	30.51

Disclaimer.

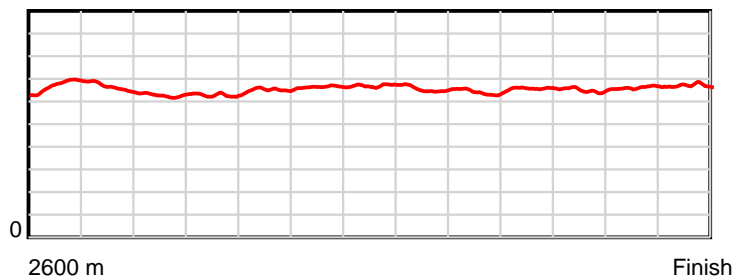
HRNZ and NZMTC and Thoroughbred Ratings Pty Ltd accepts no responsibility for the completeness or accuracy of any of the information contained herein, and makes no representations about its suitability for any particular purpose. Users should make their own judgements about those matters and/or seek independent advice. You assume all risks associated with use of the data provided on this page.

Race Results

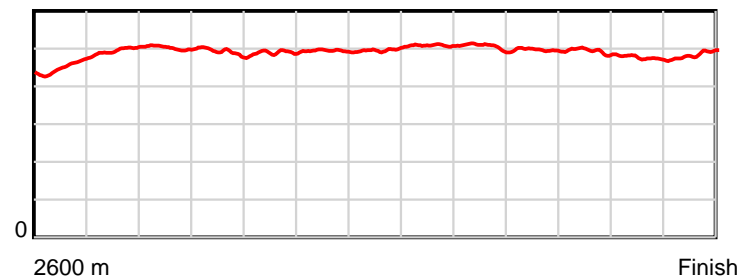
May 07, 2025, Race 2, SHARE THE DREAM WITH WOODLANDS STUD MOBILE PACE, Distance 2600m, Addington - Survey 3200m

Result	TAB no.	Horse (Barrier)	2200m to	2000m to	1800m to	1600m to	1400m to	1200m to	1000m to	800m to	600m to	400m to	200m to	Total or	Margin
5th	1	Ester Lucy (1)	2000m	1800m	1600m	1400m	1200m	1000m	800m	600m	400m	200m	WP	Average	
		Position in running (margin)	3(5.5)	3(5.2)	3(4.5)	3(3.6)	3(2.7)	3(3.6)	4(3.8)	4(4.1)	4(3.8)	5(5.9)	5(6.4)		6.30
		Sectional time (s)	16.24	15.53	15.09	14.68	14.88	15.88	16.28	15.13	15.36	14.47	14.45		
		Cumulative time (s)	167.99	151.75	136.22	121.13	106.45	91.57	75.69	59.41	44.28	28.92	14.45	3:16.39	
		Speed (m/s)	12.32	12.88	13.25	13.62	13.44	12.59	12.29	13.22	13.02	13.82	13.84	13.24	
		Stride length (m)	6.18	6.33	6.49	6.73	6.67	6.40	6.20	6.57	6.42	6.55	6.73	6.51	
		Stride duration (s)	0.502	0.492	0.490	0.494	0.496	0.508	0.505	0.497	0.493	0.474	0.486	0.492	
		Stride efficiency (%)	59.67	62.70	65.85	70.82	69.48	64.01	60.12	67.37	64.42	67.11	70.67	66.17	
		Stride count	32.37	31.57	30.81	29.71	29.99	31.25	32.24	30.46	31.15	30.52	29.74	399.54	

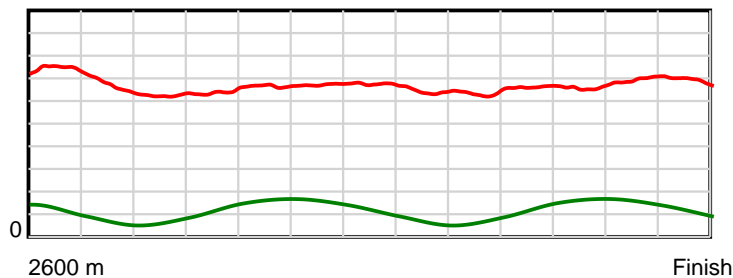
10 m Stride length



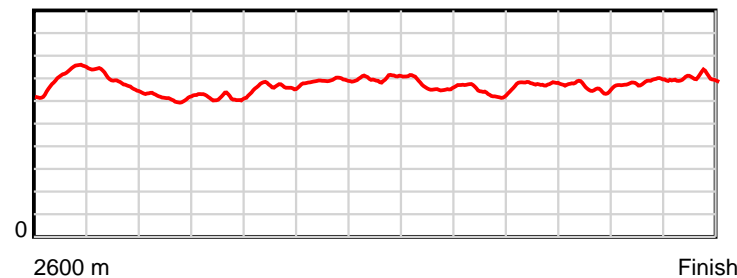
0.6 s Stride duration



20 m/sec Speed



100 % Stride efficiency



Note: Horizontal distance axis grid lines are 200m furlongs.

Disclaimer.

HRNZ and NZMTC and Thoroughbred Ratings Pty Ltd accepts no responsibility for the completeness or accuracy of any of the information contained herein, and makes no representations about its suitability for any particular purpose. Users should make their own judgements about those matters and/or seek independent advice. You assume all risks associated with use of the data provided on this page.



Race Results



May 07, 2025, Race 2, SHARE THE DREAM WITH WOODLANDS STUD MOBILE PACE, Distance 2600m, Addington - Survey 3200m

Result	TAB no.	Horse (Barrier)	2600 to	2400m to
6th	5	Ambleside Driv... (5)	2400m	2200m
		Position in running (margin)	-	()
		Sectional time (s)		
		Cumulative time (s)	NaN	NaN
		Speed (m/s)		
		Stride length (m)		
		Stride duration (s)		
		Stride efficiency (%)		
		Stride count		

Disclaimer.

HRNZ and NZMTC and Thoroughbred Ratings Pty Ltd accepts no responsibility for the completeness or accuracy of any of the information contained herein, and makes no representations about its suitability for any particular purpose. Users should make their own judgements about those matters and/or seek independent advice. You assume all risks associated with use of the data provided on this page.


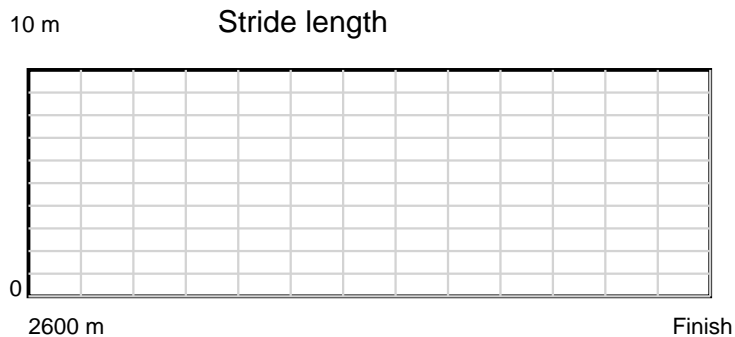


Race Results



May 07, 2025, Race 2, SHARE THE DREAM WITH WOODLANDS STUD MOBILE PACE, Distance 2600m, Addington - Survey 3200m

Result	TAB no.	Horse (Barrier)	2200m to	2000m to	1800m to	1600m to	1400m to	1200m to	1000m to	800m to	600m to	400m to	200m to	Total or	Margin
6th	5	Ambleside Driv... (5)	2000m	1800m	1600m	1400m	1200m	1000m	800m	600m	400m	200m	WP	Average	
		Position in running (margin)	()	()	()	()	()	()	()	()	()	()	()		11.10
		Sectional time (s)													
		Cumulative time (s)	NaN	NaN	NaN	NaN	NaN	NaN	NaN	NaN	NaN	NaN	NaN	3:17.27	
		Speed (m/s)												13.18	
		Stride length (m)												nan	
		Stride duration (s)												nan	
		Stride efficiency (%)												nan	
		Stride count												0.00	



Note: Horizontal distance axis grid lines are 200m furlongs.

Disclaimer.

HRNZ and NZMTC and Thoroughbred Ratings Pty Ltd accepts no responsibility for the completeness or accuracy of any of the information contained herein, and makes no representations about its suitability for any particular purpose. Users should make their own judgements about those matters and/or seek independent advice. You assume all risks associated with use of the data provided on this page.