



Race Results

NZ Metropolitan Trotting Club Inc, HRNZ, May 07, 2025

Compilation date: May 7, 2025, 6:59:07 PM (NZST)

Copyright © 2025 HRNZ and NZMTC. All rights reserved.

Trademarks.

StrideMASTER is a registered trademark of Thoroughbred Ratings Pty Ltd.

Disclaimer.

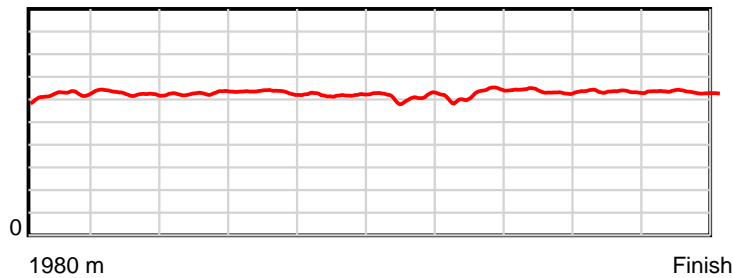
HRNZ and NZMTC and Thoroughbred Ratings Pty Ltd accepts no responsibility for the completeness or accuracy of any of the information contained herein, and makes no representations about its suitability for any particular purpose. Users should make their own judgements about those matters and/or seek independent advice. You assume all risks associated with use of the data provided on this page.

Race Results

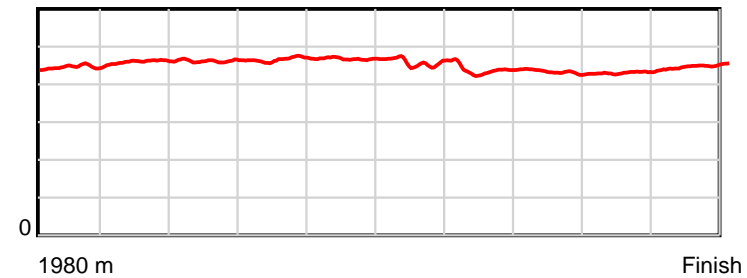
May 07, 2025, Race 4, LADIES' NIGHT 13 JUNE 'BOOK NOW' (JUNIOR DRIVERS) MOB PACE, Distance 1980m, Addington - Survey 1980m

Result	TAB no.	Horse (Barrier)	1980 to	1800m to	1600m to	1400m to	1200m to	1000m to	800m to	600m to	400m to	200m to	Total or	Margin
1st	12	Miki Bennett (12)	1800m	1600m	1400m	1200m	1000m	800m	600m	400m	200m	WP	Average	
		Position in running (margin)	-	10(7.8)	10(9.7)	11(10.8)	11(11.7)	11(11.9)	12(10.2)	8(3.0)	2(0.1)	1(0.0)		0.00
		Sectional time (s)	13.52	14.84	14.87	14.69	15.43	15.47	13.94	13.90	13.92	14.20		
		Cumulative time (s)	144.78	131.26	116.42	101.55	86.86	71.43	55.96	42.02	28.12	14.20	2:24.78	
		Speed (m/s)	13.31	13.48	13.45	13.61	12.96	12.93	14.35	14.39	14.37	14.08	13.68	
		Stride length (m)	6.20	6.20	6.22	6.35	6.06	5.92	6.25	6.22	6.20	6.33	6.19	
		Stride duration (s)	0.446	0.460	0.462	0.466	0.468	0.458	0.436	0.432	0.432	0.449	0.453	
		Stride efficiency (%)	60.10	60.04	60.38	62.99	57.40	54.79	61.12	60.40	60.06	62.61	59.92	
		Stride count	29.02	32.27	32.17	31.50	33.00	33.78	31.98	32.17	32.26	31.60	319.75	

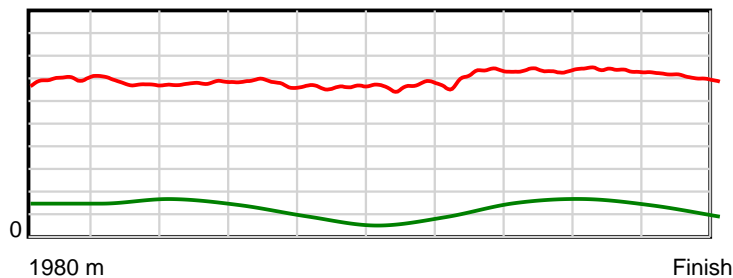
10 m Stride length



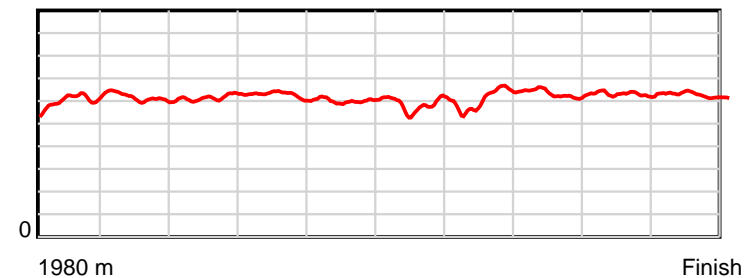
0.6 s Stride duration



20 m/sec Speed



100 % Stride efficiency



Note: Horizontal distance axis grid lines are 200m furlongs.


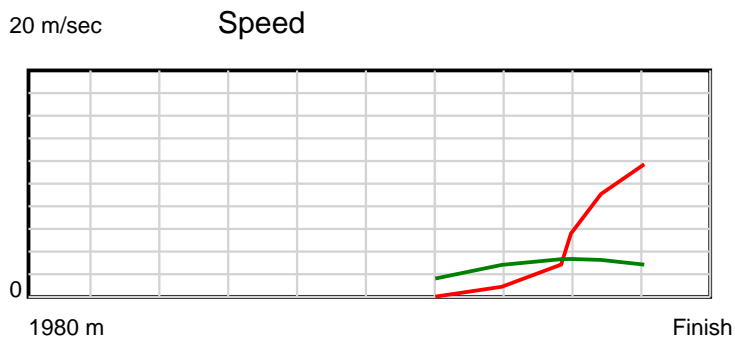
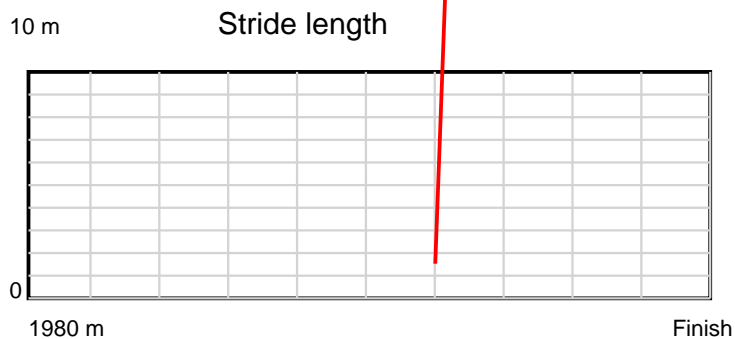
Disclaimer.

HRNZ and NZMTC and Thoroughbred Ratings Pty Ltd accepts no responsibility for the completeness or accuracy of any of the information contained herein, and makes no representations about its suitability for any particular purpose. Users should make their own judgements about those matters and/or seek independent advice. You assume all risks associated with use of the data provided on this page.

Race Results

May 07, 2025, Race 4, LADIES' NIGHT 13 JUNE 'BOOK NOW' (JUNIOR DRIVERS) MOB PACE, Distance 1980m, Addington - Survey 1980m

Result	TAB no.	Horse (Barrier)	1980 to 1800m	1800m to 1600m	1600m to 1400m	1400m to 1200m	1200m to 1000m	1000m to 800m	800m to 600m	600m to 400m	400m to 200m	200m to WP	Total or Average	Margin
2nd	9	Jack Tar (9)												
		Position in running (margin)	-	12(10.3)	12(12.4)	12(12.2)	12(13.6)	12(13.2)	9(6.6)	4(1.3)	1(0.0)	2(1.3)		1.80
		Sectional time (s)	13.91	14.87	14.65	14.77	15.34	14.66	14.26	14.16	14.16	14.33		
		Cumulative time (s)	145.11	131.20	116.33	101.68	86.91	71.57	56.91	42.65	28.49	14.33	2:25.11	
		Speed (m/s)	12.94	13.45	13.65	13.54	13.04	13.64	14.03	14.12	14.12	13.96	13.64	
		Stride length (m)	0.00	0.00	0.00	0.00	0.00	16111.06	782.68	108.72	53.93	122.13	265.42	
		Stride duration (s)	0.000	0.000	0.000	0.000	0.000	1180.639	55.790	7.695	3.818	8.751	19.452	
		Stride efficiency (%)	0.00	0.00	0.00	0.00	0.00	405612896.0	957260.06	18470.96	4544.85	23307.49	110081.98	
		Stride count	0.00	0.00	0.00	0.00	0.00	0.01	0.26	1.84	3.71	1.64	7.46	



Note: Horizontal distance axis grid lines are 200m furlongs.

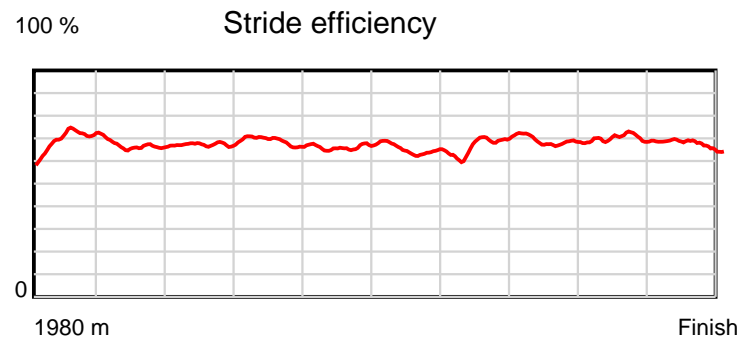
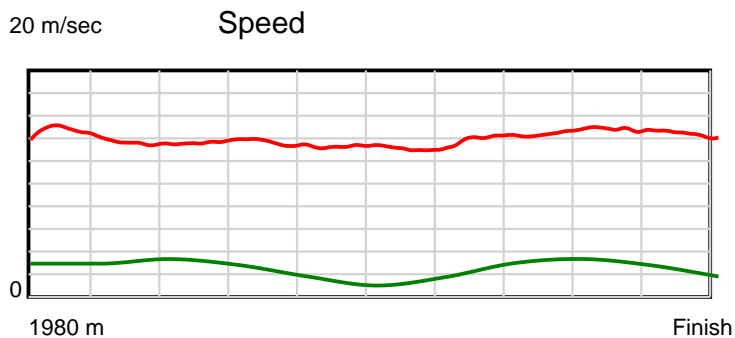
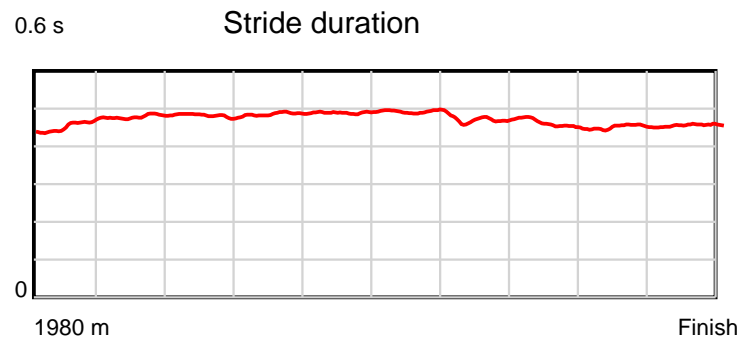
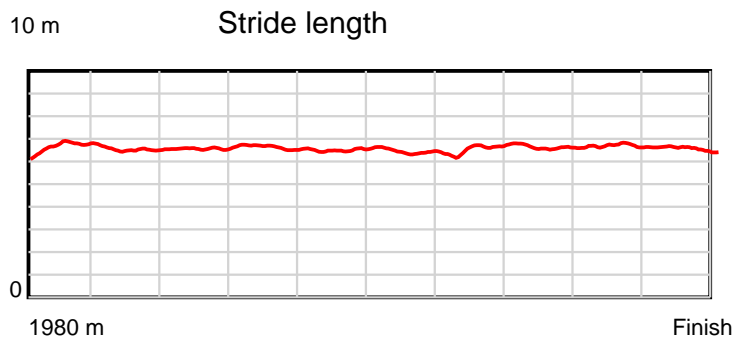
Disclaimer.

HRNZ and NZMTC and Thoroughbred Ratings Pty Ltd accepts no responsibility for the completeness or accuracy of any of the information contained herein, and makes no representations about its suitability for any particular purpose. Users should make their own judgements about those matters and/or seek independent advice. You assume all risks associated with use of the data provided on this page.

Race Results

May 07, 2025, Race 4, LADIES' NIGHT 13 JUNE 'BOOK NOW' (JUNIOR DRIVERS) MOB PACE, Distance 1980m, Addington - Survey 1980m

Result	TAB no.	Horse (Barrier)	1980 to	1800m to	1600m to	1400m to	1200m to	1000m to	800m to	600m to	400m to	200m to	Total or	Margin
3rd	11	Social Distanc... (11)	1800m	1600m	1400m	1200m	1000m	800m	600m	400m	200m	WP	Average	
		Position in running (margin)	-	5(3.5)	8(6.0)	8(7.1)	9(7.9)	10(8.2)	10(7.5)	7(2.8)	6(2.7)	4(3.6)		2.00
		Sectional time (s)	12.85	14.94	14.88	14.66	15.45	15.65	14.35	14.37	14.09	13.90		
		Cumulative time (s)	145.14	132.29	117.35	102.47	87.81	72.36	56.71	42.36	27.99	13.90	2:25.14	
		Speed (m/s)	14.01	13.39	13.44	13.64	12.94	12.78	13.94	13.92	14.19	14.39	13.64	
		Stride length (m)	6.63	6.41	6.47	6.63	6.34	6.28	6.55	6.37	6.41	6.56	6.46	
		Stride duration (s)	0.455	0.478	0.481	0.486	0.489	0.492	0.470	0.458	0.452	0.456	0.474	
		Stride efficiency (%)	68.79	64.12	65.41	68.64	62.71	61.69	67.01	63.45	64.31	67.25	65.24	
		Stride count	27.13	31.22	30.91	30.18	31.57	31.83	30.54	31.39	31.18	30.49	306.44	



Note: Horizontal distance axis grid lines are 200m furlongs.

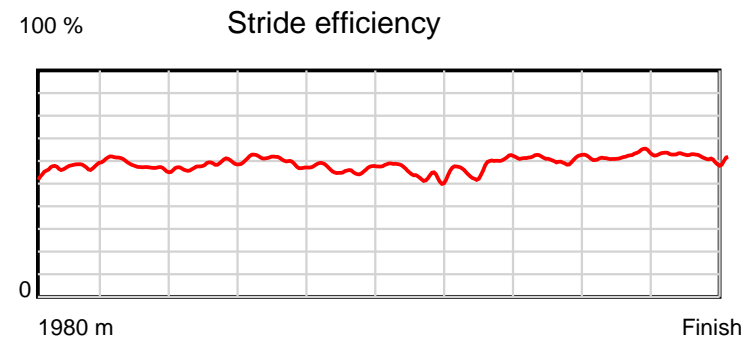
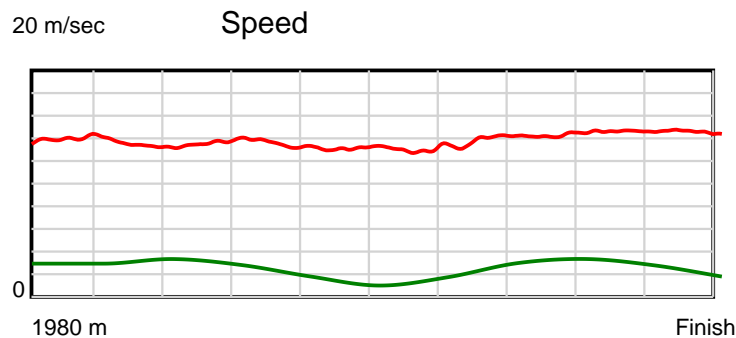
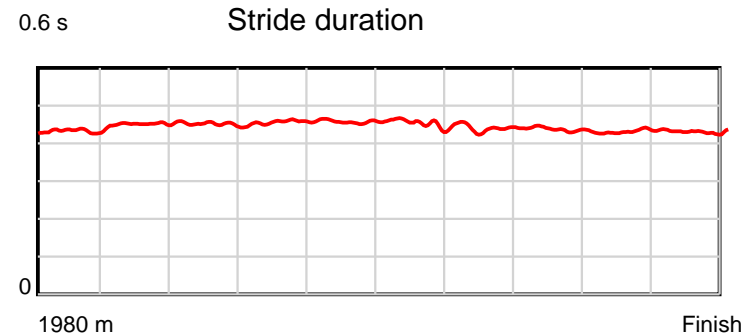
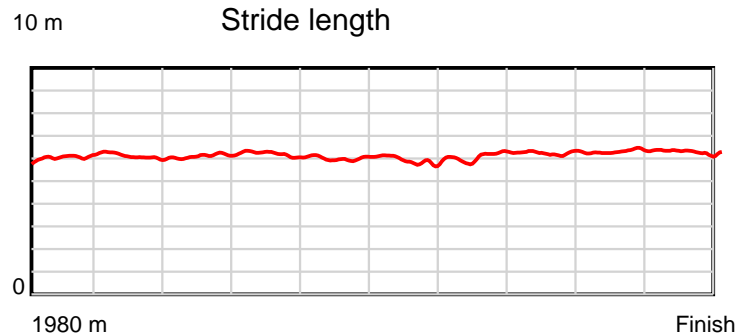
Disclaimer.

HRNZ and NZMTC and Thoroughbred Ratings Pty Ltd accepts no responsibility for the completeness or accuracy of any of the information contained herein, and makes no representations about its suitability for any particular purpose. Users should make their own judgements about those matters and/or seek independent advice. You assume all risks associated with use of the data provided on this page.

Race Results

May 07, 2025, Race 4, LADIES' NIGHT 13 JUNE 'BOOK NOW' (JUNIOR DRIVERS) MOB PACE, Distance 1980m, Addington - Survey 1980m

Result	TAB no.	Horse (Barrier)	1980 to	1800m to	1600m to	1400m to	1200m to	1000m to	800m to	600m to	400m to	200m to	Total or	Margin
4th	3	Just Ask Paddy (3)	1800m	1600m	1400m	1200m	1000m	800m	600m	400m	200m	WP	Average	
		Position in running (margin)	-	8(5.5)	9(7.8)	10(8.9)	10(9.7)	10(10.0)	11(9.0)	11(4.8)	11(5.0)	7(6.0)		2.80
		Sectional time (s)	13.25	14.91	14.87	14.67	15.45	15.59	14.42	14.42	14.12	13.59		
		Cumulative time (s)	145.29	132.04	117.13	102.26	87.59	72.14	56.55	42.13	27.71	13.59	2:25.29	
		Speed (m/s)	13.58	13.41	13.45	13.63	12.94	12.83	13.87	13.87	14.16	14.72	13.63	
		Stride length (m)	6.02	6.05	6.07	6.21	5.92	5.82	6.11	6.06	6.12	6.33	6.07	
		Stride duration (s)	0.432	0.451	0.451	0.456	0.458	0.453	0.441	0.437	0.432	0.430	0.445	
		Stride efficiency (%)	56.71	57.28	57.57	60.29	54.78	52.88	58.33	57.33	58.54	62.68	57.56	
		Stride count	29.88	33.04	32.95	32.20	33.78	34.38	32.74	33.02	32.68	31.58	326.25	



Note: Horizontal distance axis grid lines are 200m furlongs.

Disclaimer.

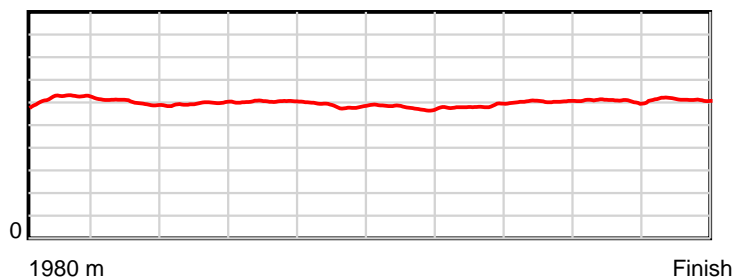
HRNZ and NZMTC and Thoroughbred Ratings Pty Ltd accepts no responsibility for the completeness or accuracy of any of the information contained herein, and makes no representations about its suitability for any particular purpose. Users should make their own judgements about those matters and/or seek independent advice. You assume all risks associated with use of the data provided on this page.

Race Results

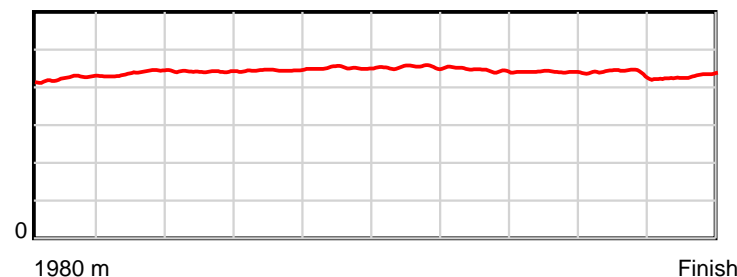
May 07, 2025, Race 4, LADIES' NIGHT 13 JUNE 'BOOK NOW' (JUNIOR DRIVERS) MOB PACE, Distance 1980m, Addington - Survey 1980m

Result	TAB no.	Horse (Barrier)	1980 to	1800m to	1600m to	1400m to	1200m to	1000m to	800m to	600m to	400m to	200m to	Total or	Margin
5th	10	Pure Courage (10)	1800m	1600m	1400m	1200m	1000m	800m	600m	400m	200m	WP	Average	
		Position in running (margin)	-	6(3.7)	4(2.9)	5(3.3)	6(3.8)	5(4.1)	5(3.6)	9(3.5)	9(4.0)	9(6.6)		4.80
		Sectional time (s)	12.72	14.40	14.76	14.63	15.45	15.67	15.11	14.47	14.38	14.06		
		Cumulative time (s)	145.65	132.93	118.53	103.77	89.14	73.69	58.02	42.91	28.44	14.06	2:25.65	
		Speed (m/s)	14.15	13.89	13.55	13.67	12.94	12.76	13.24	13.82	13.91	14.22	13.59	
		Stride length (m)	6.17	6.09	5.99	6.09	5.84	5.79	5.90	6.09	6.11	6.10	6.01	
		Stride duration (s)	0.425	0.438	0.442	0.445	0.451	0.454	0.446	0.441	0.440	0.429	0.442	
		Stride efficiency (%)	59.57	57.98	55.98	57.90	53.31	52.47	54.48	58.01	58.40	58.18	56.52	
		Stride count	29.15	32.83	33.42	32.86	34.24	34.52	33.87	32.83	32.72	32.78	329.22	

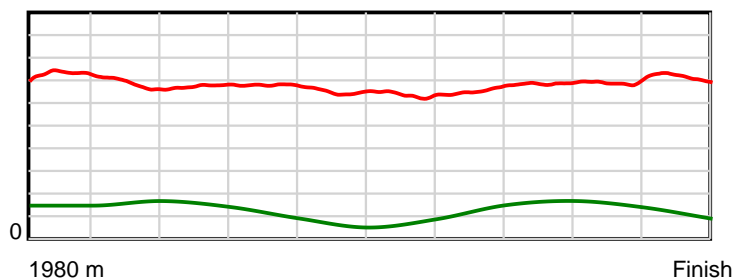
10 m Stride length



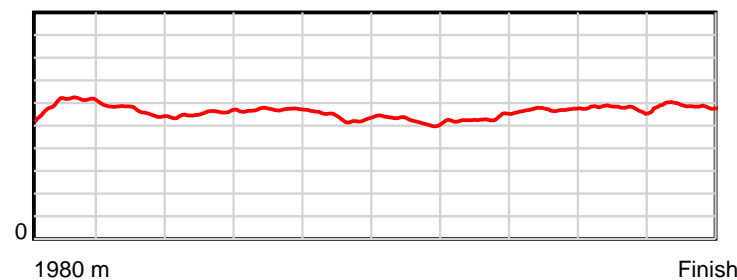
0.6 s Stride duration



20 m/sec Speed



100 % Stride efficiency



Note: Horizontal distance axis grid lines are 200m furlongs.

Disclaimer.

HRNZ and NZMTC and Thoroughbred Ratings Pty Ltd accepts no responsibility for the completeness or accuracy of any of the information contained herein, and makes no representations about its suitability for any particular purpose. Users should make their own judgements about those matters and/or seek independent advice. You assume all risks associated with use of the data provided on this page.

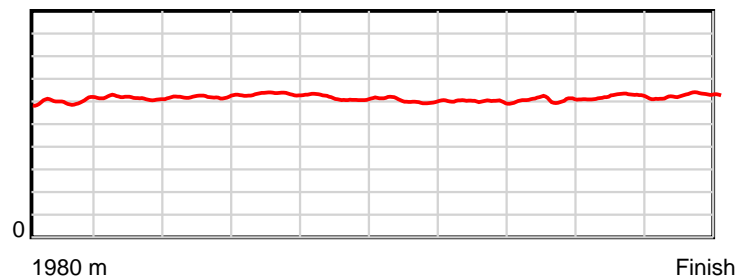


Race Results

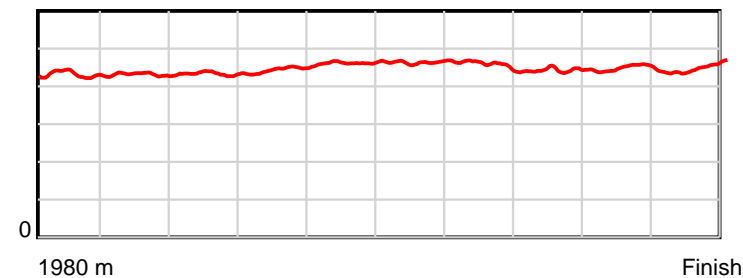
May 07, 2025, Race 4, LADIES' NIGHT 13 JUNE 'BOOK NOW' (JUNIOR DRIVERS) MOB PACE, Distance 1980m, Addington - Survey 1980m

Result	TAB no.	Horse (Barrier)	1980 to	1800m to	1600m to	1400m to	1200m to	1000m to	800m to	600m to	400m to	200m to	Total or	Margin
6th	7	Don Juan (7)	1800m	1600m	1400m	1200m	1000m	800m	600m	400m	200m	WP	Average	
		Position in running (margin)	-	9(6.2)	7(5.6)	6(3.4)	2(0.4)	2(0.6)	2(0.6)	3(0.8)	7(2.8)	8(6.6)		7.20
		Sectional time (s)	13.20	14.42	14.33	14.04	15.44	15.75	15.17	14.72	14.56	14.44		
		Cumulative time (s)	146.07	132.87	118.45	104.12	90.08	74.64	58.89	43.72	29.00	14.44	2:26.07	
		Speed (m/s)	13.63	13.87	13.96	14.25	12.95	12.70	13.18	13.59	13.74	13.85	13.55	
		Stride length (m)	5.95	5.97	6.05	6.33	5.99	5.89	6.02	6.02	6.14	6.24	6.06	
		Stride duration (s)	0.432	0.431	0.434	0.444	0.462	0.464	0.456	0.443	0.447	0.450	0.447	
		Stride efficiency (%)	55.37	55.78	57.27	62.56	56.05	54.17	56.55	56.70	58.99	60.84	57.37	
		Stride count	30.24	33.47	33.04	31.61	33.39	33.97	33.25	33.20	32.55	32.05	326.77	

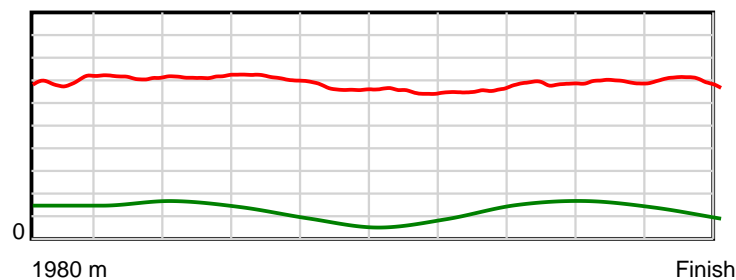
10 m Stride length



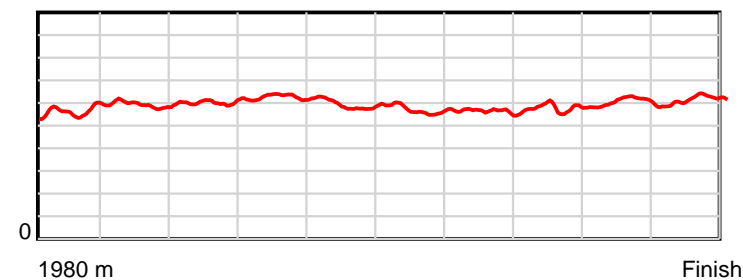
0.6 s Stride duration



20 m/sec Speed



100 % Stride efficiency



Note: Horizontal distance axis grid lines are 200m furlongs.

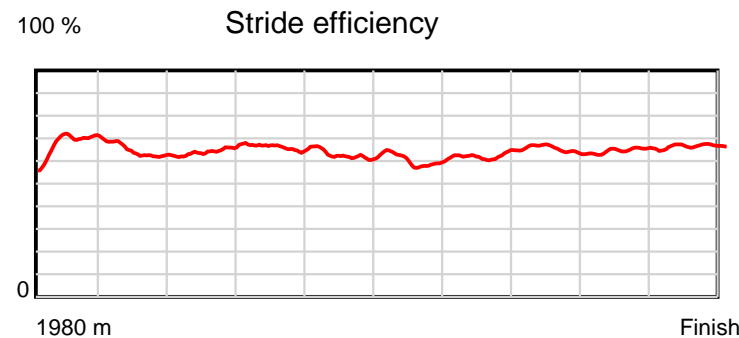
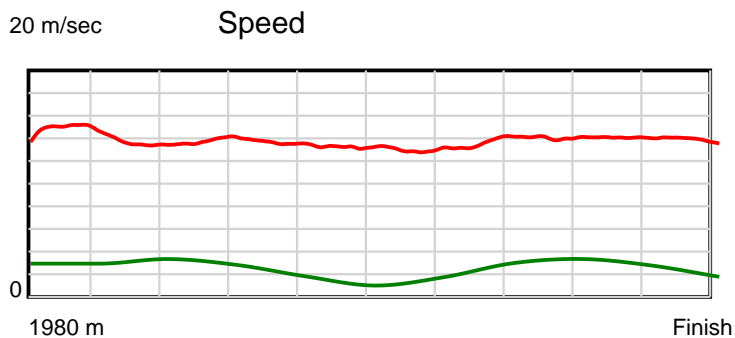
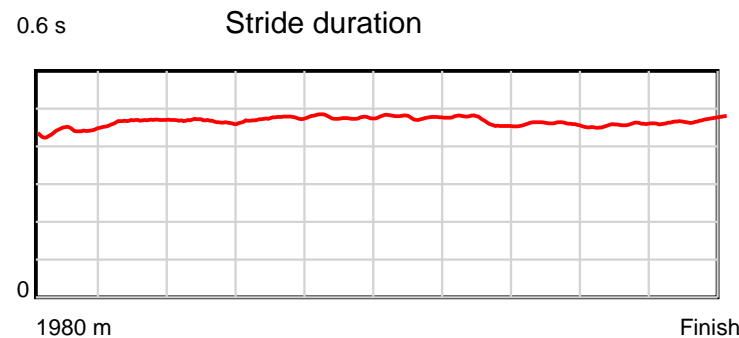
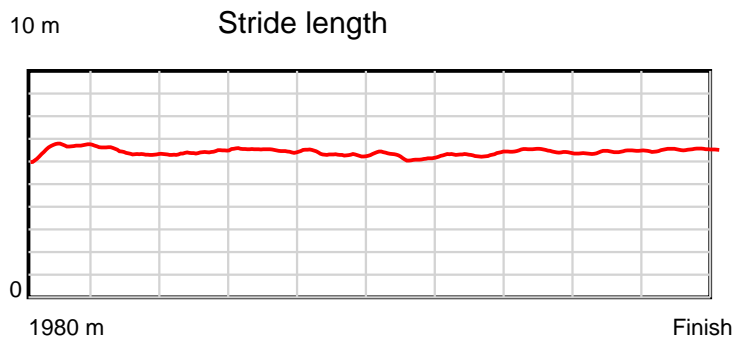
Disclaimer.

HRNZ and NZMTC and Thoroughbred Ratings Pty Ltd accepts no responsibility for the completeness or accuracy of any of the information contained herein, and makes no representations about its suitability for any particular purpose. Users should make their own judgements about those matters and/or seek independent advice. You assume all risks associated with use of the data provided on this page.

Race Results

May 07, 2025, Race 4, LADIES' NIGHT 13 JUNE 'BOOK NOW' (JUNIOR DRIVERS) MOB PACE, Distance 1980m, Addington - Survey 1980m

Result	TAB no.	Horse (Barrier)	1980 to	1800m to	1600m to	1400m to	1200m to	1000m to	800m to	600m to	400m to	200m to	Total or	Margin
7th	5	Destiny Dance (5)	1800m	1600m	1400m	1200m	1000m	800m	600m	400m	200m	WP	Average	
		Position in running (margin)	-	2(0.5)	3(2.2)	4(3.2)	5(3.8)	6(4.4)	6(4.1)	6(2.2)	8(3.4)	10(6.9)		8.40
		Sectional time (s)	12.23	14.80	14.85	14.65	15.50	15.70	14.83	14.57	14.54	14.62		
		Cumulative time (s)	146.29	134.06	119.26	104.41	89.76	74.26	58.56	43.73	29.16	14.62	2:26.29	
		Speed (m/s)	14.72	13.51	13.47	13.65	12.90	12.74	13.49	13.73	13.76	13.68	13.53	
		Stride length (m)	6.52	6.31	6.27	6.48	6.16	6.08	6.28	6.31	6.29	6.44	6.31	
		Stride duration (s)	0.441	0.467	0.466	0.475	0.477	0.477	0.466	0.460	0.457	0.470	0.466	
		Stride efficiency (%)	66.34	62.25	61.43	65.61	59.23	57.82	61.61	62.19	61.86	64.76	62.19	
		Stride count	27.63	31.69	31.90	30.87	32.49	32.88	31.85	31.70	31.79	31.07	313.87	



Note: Horizontal distance axis grid lines are 200m furlongs.

Disclaimer.

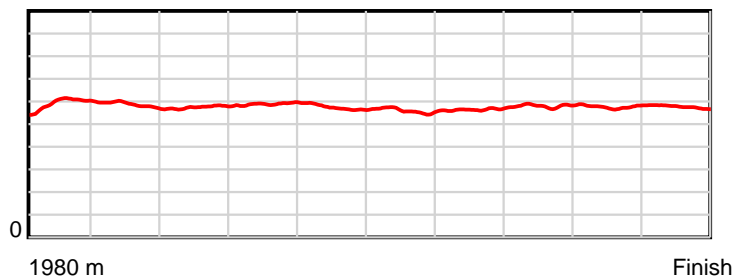
HRNZ and NZMTC and Thoroughbred Ratings Pty Ltd accepts no responsibility for the completeness or accuracy of any of the information contained herein, and makes no representations about its suitability for any particular purpose. Users should make their own judgements about those matters and/or seek independent advice. You assume all risks associated with use of the data provided on this page.

Race Results

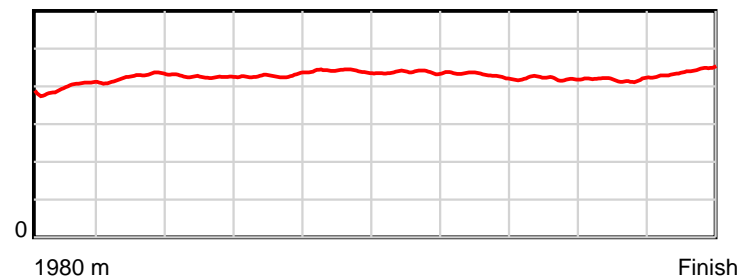
May 07, 2025, Race 4, LADIES' NIGHT 13 JUNE 'BOOK NOW' (JUNIOR DRIVERS) MOB PACE, Distance 1980m, Addington - Survey 1980m

Result	TAB no.	Horse (Barrier)	1980 to	1800m to	1600m to	1400m to	1200m to	1000m to	800m to	600m to	400m to	200m to	Total or	Margin
8th	2	Gladys Greenla... (2)	1800m	1600m	1400m	1200m	1000m	800m	600m	400m	200m	WP	Average	
		Position in running (margin)	-	1(0.0)	1(0.0)	1(0.0)	1(0.0)	1(0.0)	1(0.0)	1(0.0)	3(0.6)	3(2.8)		8.80
		Sectional time (s)	12.38	14.53	14.69	14.54	15.40	15.75	15.14	14.48	14.31	15.13		
		Cumulative time (s)	146.35	133.97	119.44	104.75	90.21	74.81	59.06	43.92	29.44	15.13	2:26.35	
		Speed (m/s)	14.54	13.76	13.61	13.76	12.99	12.70	13.21	13.81	13.98	13.22	13.53	
		Stride length (m)	5.91	5.86	5.79	5.89	5.72	5.55	5.68	5.81	5.84	5.81	5.78	
		Stride duration (s)	0.398	0.425	0.425	0.428	0.441	0.437	0.430	0.421	0.418	0.440	0.428	
		Stride efficiency (%)	54.64	53.62	52.44	54.23	51.20	48.18	50.48	52.75	53.32	52.82	52.29	
		Stride count	30.44	34.14	34.53	33.95	34.94	36.02	35.19	34.42	34.24	34.40	342.27	

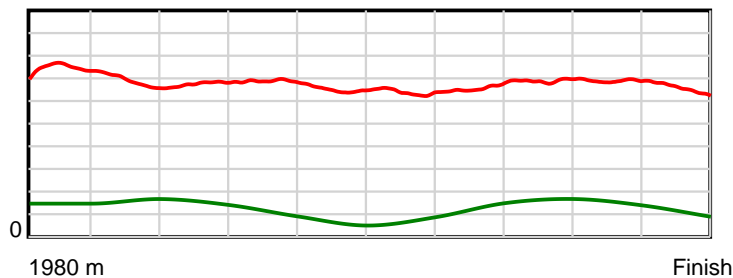
10 m Stride length



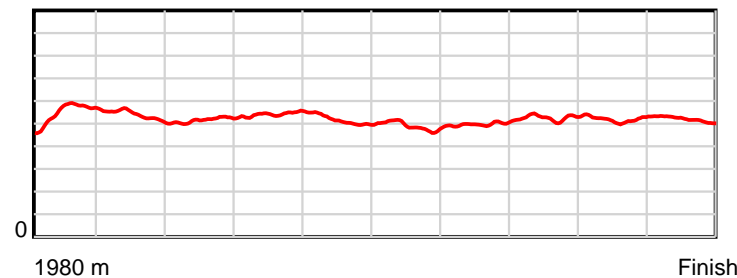
0.6 s Stride duration



20 m/sec Speed



100 % Stride efficiency



Note: Horizontal distance axis grid lines are 200m furlongs.

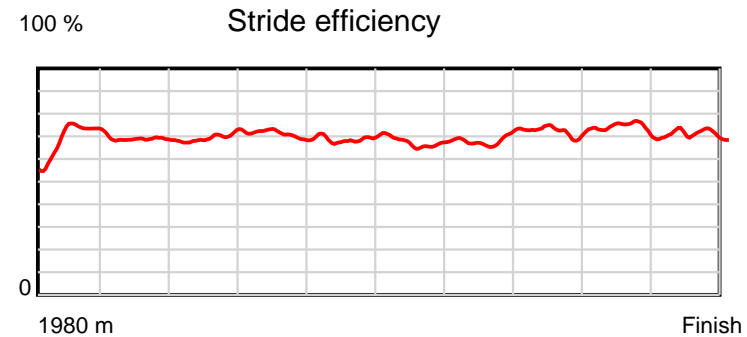
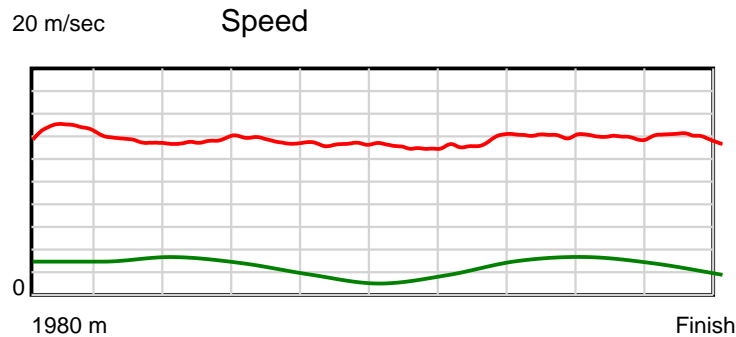
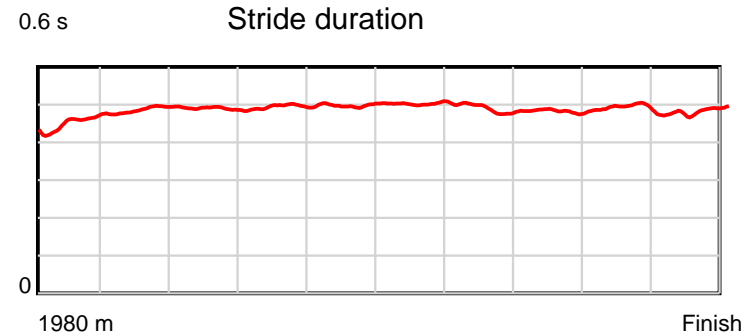
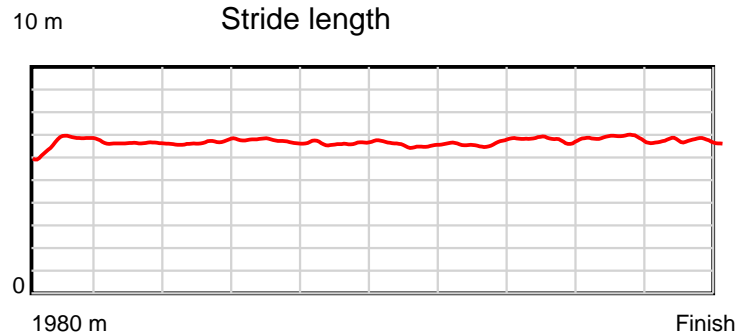
Disclaimer.

HRNZ and NZMTC and Thoroughbred Ratings Pty Ltd accepts no responsibility for the completeness or accuracy of any of the information contained herein, and makes no representations about its suitability for any particular purpose. Users should make their own judgements about those matters and/or seek independent advice. You assume all risks associated with use of the data provided on this page.

Race Results

May 07, 2025, Race 4, LADIES' NIGHT 13 JUNE 'BOOK NOW' (JUNIOR DRIVERS) MOB PACE, Distance 1980m, Addington - Survey 1980m

Result	TAB no.	Horse (Barrier)	1980 to	1800m to	1600m to	1400m to	1200m to	1000m to	800m to	600m to	400m to	200m to	Total or	Margin
9th	4	Timbimboo (4)	1800m	1600m	1400m	1200m	1000m	800m	600m	400m	200m	WP	Average	
		Position in running (margin)	-	3(1.5)	6(4.1)	7(5.0)	7(6.1)	8(6.0)	7(5.6)	10(3.6)	10(4.6)	11(8.4)		9.30
		Sectional time (s)	12.53	14.95	14.85	14.73	15.38	15.69	14.80	14.54	14.58	14.40		
		Cumulative time (s)	146.45	133.92	118.97	104.12	89.39	74.01	58.32	43.52	28.98	14.40	2:26.45	
		Speed (m/s)	14.36	13.38	13.47	13.58	13.00	12.75	13.51	13.76	13.72	13.89	13.52	
		Stride length (m)	6.59	6.50	6.60	6.71	6.48	6.40	6.60	6.64	6.73	6.73	6.60	
		Stride duration (s)	0.453	0.486	0.490	0.494	0.499	0.502	0.489	0.483	0.491	0.484	0.488	
		Stride efficiency (%)	67.90	66.05	67.98	70.46	65.71	63.98	68.14	68.86	70.84	70.69	68.01	
		Stride count	27.31	30.76	30.32	29.78	30.84	31.26	30.29	30.13	29.70	29.74	300.13	



Note: Horizontal distance axis grid lines are 200m furlongs.

Disclaimer.

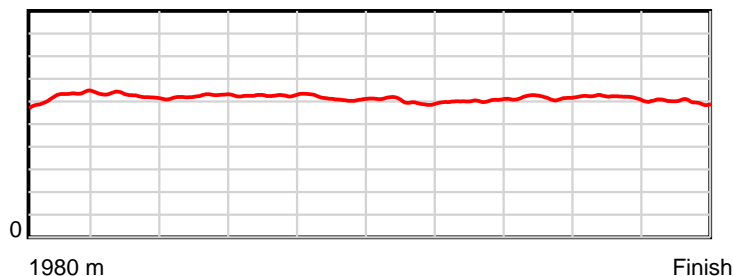
HRNZ and NZMTC and Thoroughbred Ratings Pty Ltd accepts no responsibility for the completeness or accuracy of any of the information contained herein, and makes no representations about its suitability for any particular purpose. Users should make their own judgements about those matters and/or seek independent advice. You assume all risks associated with use of the data provided on this page.

Race Results

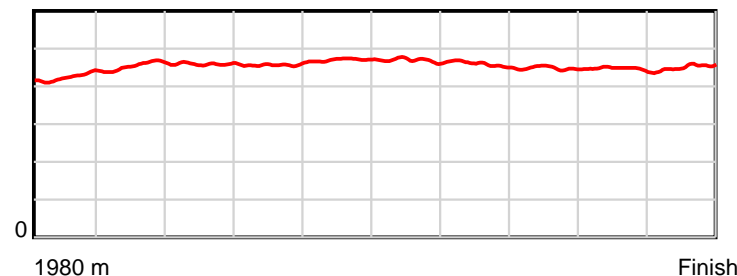
May 07, 2025, Race 4, LADIES' NIGHT 13 JUNE 'BOOK NOW' (JUNIOR DRIVERS) MOB PACE, Distance 1980m, Addington - Survey 1980m

Result	TAB no.	Horse (Barrier)	1980 to	1800m to	1600m to	1400m to	1200m to	1000m to	800m to	600m to	400m to	200m to	Total or	Margin
10th	1	Gliding High (1)	1800m	1600m	1400m	1200m	1000m	800m	600m	400m	200m	WP	Average	
		Position in running (margin)	-	4(2.2)	2(1.9)	3(1.8)	3(2.0)	3(2.1)	3(2.0)	5(2.1)	5(2.4)	5(5.0)		9.70
		Sectional time (s)	12.63	14.47	14.69	14.57	15.42	15.73	15.15	14.44	14.38	15.04		
		Cumulative time (s)	146.52	133.89	119.42	104.73	90.16	74.74	59.01	43.86	29.42	15.04	2:26.52	
		Speed (m/s)	14.25	13.82	13.61	13.73	12.97	12.71	13.20	13.85	13.91	13.30	13.51	
		Stride length (m)	6.18	6.29	6.25	6.27	6.10	5.96	6.06	6.20	6.21	6.00	6.15	
		Stride duration (s)	0.425	0.455	0.459	0.457	0.470	0.469	0.459	0.448	0.447	0.451	0.455	
		Stride efficiency (%)	59.64	61.78	61.07	61.38	58.21	55.48	57.38	60.16	60.33	56.26	59.11	
		Stride count	29.14	31.81	31.99	31.91	32.77	33.57	33.00	32.23	32.19	33.33	321.94	

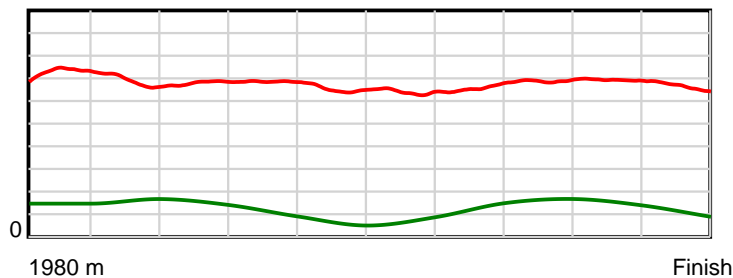
10 m Stride length



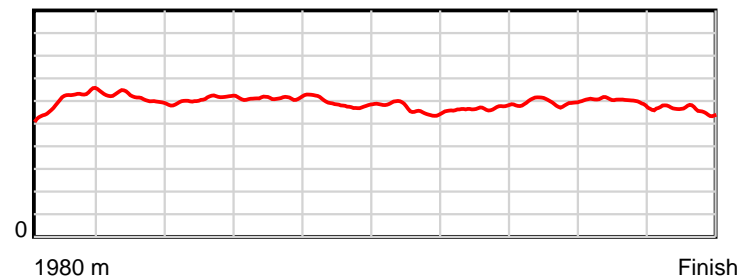
0.6 s Stride duration



20 m/sec Speed



100 % Stride efficiency



Note: Horizontal distance axis grid lines are 200m furlongs.

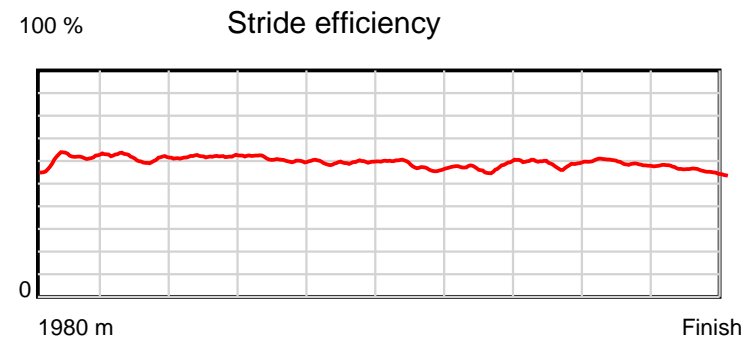
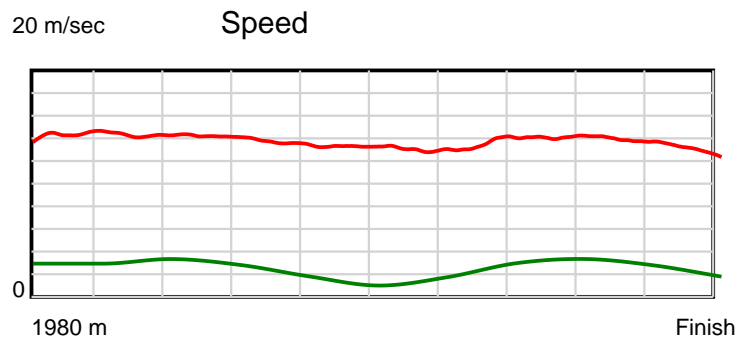
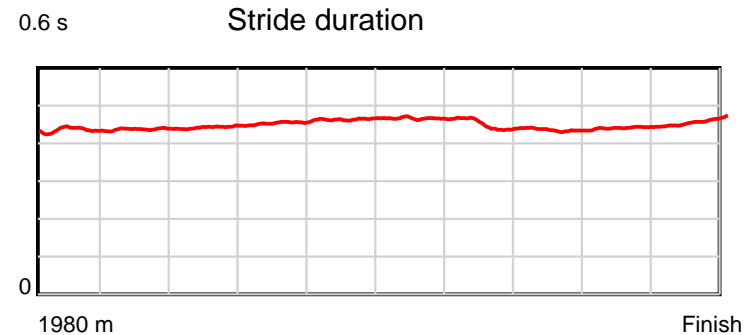
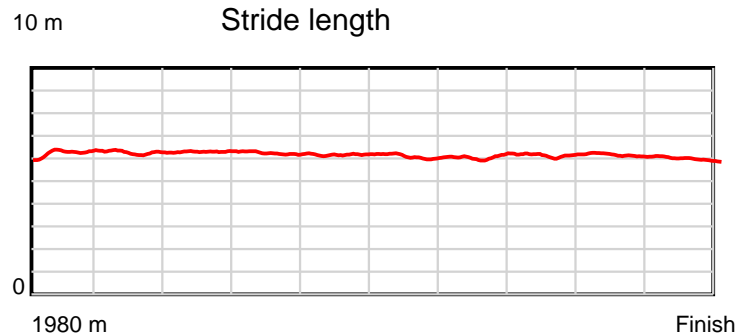
Disclaimer.

HRNZ and NZMTC and Thoroughbred Ratings Pty Ltd accepts no responsibility for the completeness or accuracy of any of the information contained herein, and makes no representations about its suitability for any particular purpose. Users should make their own judgements about those matters and/or seek independent advice. You assume all risks associated with use of the data provided on this page.

Race Results

May 07, 2025, Race 4, LADIES' NIGHT 13 JUNE 'BOOK NOW' (JUNIOR DRIVERS) MOB PACE, Distance 1980m, Addington - Survey 1980m

Result	TAB no.	Horse (Barrier)	1980 to	1800m to	1600m to	1400m to	1200m to	1000m to	800m to	600m to	400m to	200m to	Total or	Margin
11th	6	Playing With S... (6)	1800m	1600m	1400m	1200m	1000m	800m	600m	400m	200m	WP	Average	
		Position in running (margin)	-	7(3.8)	5(3.2)	2(1.3)	4(2.1)	4(2.7)	4(2.6)	2(0.5)	4(1.7)	6(5.5)		12.00
		Sectional time (s)	13.02	14.42	14.38	14.67	15.50	15.74	14.78	14.58	14.59	15.27		
		Cumulative time (s)	146.95	133.93	119.51	105.13	90.46	74.96	59.22	44.44	29.86	15.27	2:26.95	
		Speed (m/s)	13.82	13.87	13.91	13.63	12.90	12.71	13.53	13.72	13.71	13.10	13.47	
		Stride length (m)	6.19	6.06	6.15	6.19	5.98	5.92	6.06	5.97	6.06	6.02	6.06	
		Stride duration (s)	0.435	0.437	0.442	0.454	0.464	0.466	0.448	0.435	0.442	0.459	0.450	
		Stride efficiency (%)	59.79	57.47	59.16	59.95	55.95	54.83	57.38	55.60	57.36	56.57	57.34	
		Stride count	29.10	32.98	32.51	32.29	33.43	33.76	33.01	33.53	33.01	33.24	326.86	



Note: Horizontal distance axis grid lines are 200m furlongs.

Disclaimer.

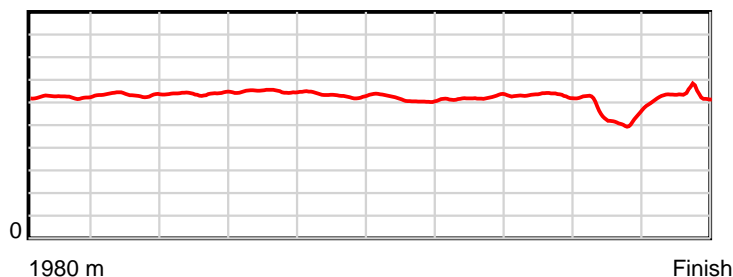
HRNZ and NZMTC and Thoroughbred Ratings Pty Ltd accepts no responsibility for the completeness or accuracy of any of the information contained herein, and makes no representations about its suitability for any particular purpose. Users should make their own judgements about those matters and/or seek independent advice. You assume all risks associated with use of the data provided on this page.

Race Results

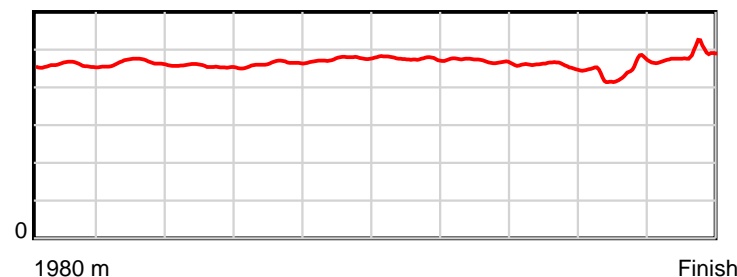
May 07, 2025, Race 4, LADIES' NIGHT 13 JUNE 'BOOK NOW' (JUNIOR DRIVERS) MOB PACE, Distance 1980m, Addington - Survey 1980m

Result	TAB no.	Horse (Barrier)	1980 to	1800m to	1600m to	1400m to	1200m to	1000m to	800m to	600m to	400m to	200m to	Total or	Margin
12th	8	Foveaux Gamble... (8)	1800m	1600m	1400m	1200m	1000m	800m	600m	400m	200m	WP	Average	
		Position in running (margin)	-	11(8.9)	11(11.5)	9(8.6)	8(6.9)	7(5.9)	8(5.8)	12(6.0)	12(6.9)	12(20.3)		25.60
		Sectional time (s)	13.63	14.95	14.21	14.27	15.24	15.73	15.17	14.53	16.17	15.48		
		Cumulative time (s)	149.38	135.75	120.80	106.59	92.32	77.08	61.35	46.18	31.65	15.48	2:29.38	
		Speed (m/s)	13.20	13.38	14.07	14.02	13.12	12.71	13.18	13.76	12.37	12.92	13.25	
		Stride length (m)	6.12	6.23	6.42	6.48	6.25	6.05	6.19	6.28	5.50	6.24	6.17	
		Stride duration (s)	0.459	0.466	0.456	0.462	0.476	0.476	0.470	0.456	0.444	0.483	0.465	
		Stride efficiency (%)	58.57	60.65	64.39	65.68	61.00	57.23	59.91	61.64	47.18	60.83	59.40	
		Stride count	29.40	32.10	31.16	30.85	32.01	33.05	32.30	31.84	36.40	32.05	321.16	

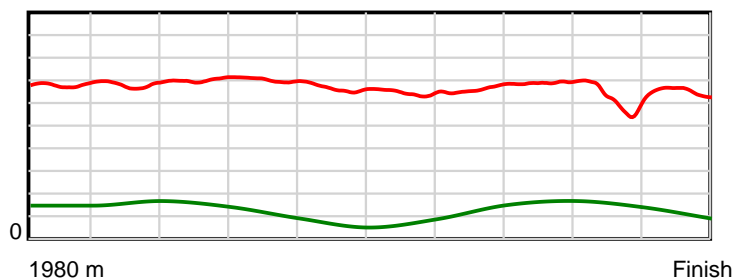
10 m Stride length



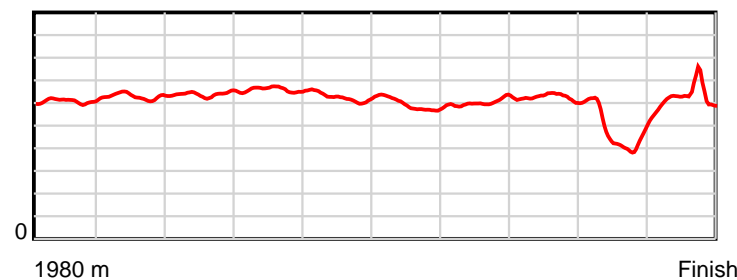
0.6 s Stride duration



20 m/sec Speed



100 % Stride efficiency



Note: Horizontal distance axis grid lines are 200m furlongs.

Disclaimer.

HRNZ and NZMTC and Thoroughbred Ratings Pty Ltd accepts no responsibility for the completeness or accuracy of any of the information contained herein, and makes no representations about its suitability for any particular purpose. Users should make their own judgements about those matters and/or seek independent advice. You assume all risks associated with use of the data provided on this page.