



Race Results

NZ Metropolitan Trotting Club Inc, HRNZ, May 07, 2025

Compilation date: May 7, 2025, 7:23:36 PM (NZST)

Copyright © 2025 HRNZ and NZMTC. All rights reserved.

Trademarks.

StrideMASTER is a registered trademark of Thoroughbred Ratings Pty Ltd.

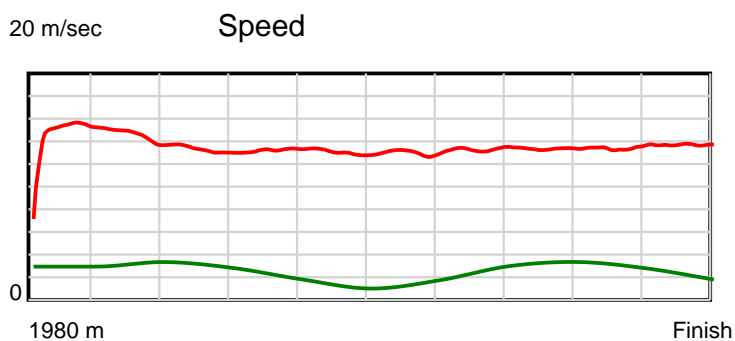
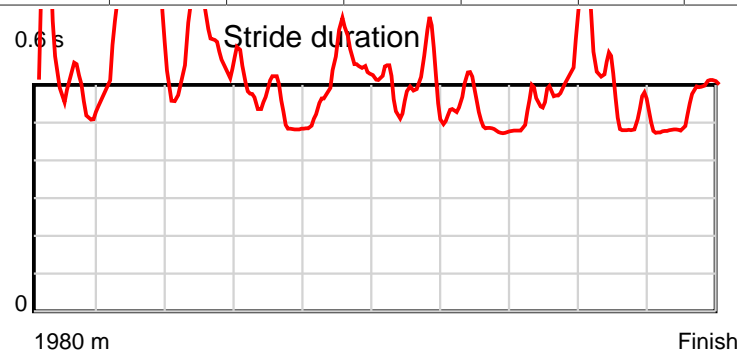
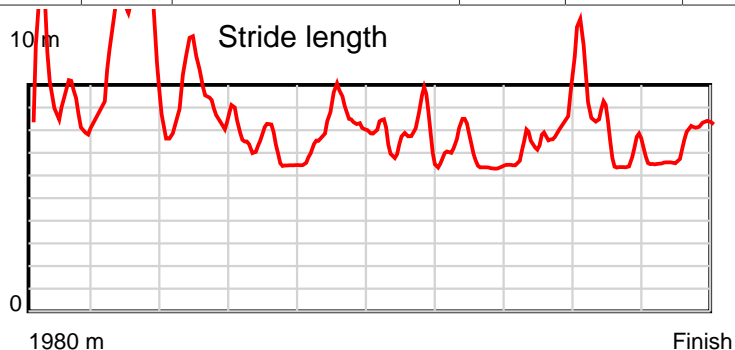
Disclaimer.

HRNZ and NZMTC and Thoroughbred Ratings Pty Ltd accepts no responsibility for the completeness or accuracy of any of the information contained herein, and makes no representations about its suitability for any particular purpose. Users should make their own judgements about those matters and/or seek independent advice. You assume all risks associated with use of the data provided on this page.

Race Results

May 07, 2025, Race 5, CANTERBURY PLAINS CHALLENGE SERIES (HEAT 9) MOBILE PACE, Distance 1980m, Addington - Survey 1980m

Result	TAB no.	Horse (Barrier)	1980 to	1800m to	1600m to	1400m to	1200m to	1000m to	800m to	600m to	400m to	200m to	Total or	Margin
1st	7	Hes Santas Exc... (6)	1800m	1600m	1400m	1200m	1000m	800m	600m	400m	200m	WP	Average	
		Position in running (margin)	-	1(0.0)	1(0.0)	1(0.0)	1(0.0)	1(0.0)	1(0.0)	1(0.0)	1(0.0)	1(0.0)		0.00
		Sectional time (s)	12.01	14.11	15.32	14.98	15.36	15.54	15.05	15.11	14.94	14.77		
		Cumulative time (s)	147.19	135.18	121.07	105.75	90.77	75.41	59.87	44.82	29.71	14.77	2:27.19	
		Speed (m/s)	14.99	14.17	13.05	13.35	13.02	12.87	13.29	13.24	13.39	13.54	13.45	
		Stride length (m)	8.28	9.07	8.68	6.92	7.44	7.37	6.68	7.50	7.18	7.08	7.54	
		Stride duration (s)	0.547	0.640	0.665	0.518	0.571	0.572	0.503	0.567	0.536	0.522	0.561	
		Stride efficiency (%)	107.01	128.64	117.86	74.82	86.45	84.85	69.75	87.91	80.50	78.25	88.93	
		Stride count	21.75	22.04	23.03	28.90	26.89	27.14	29.94	26.66	27.86	28.26	262.47	



Note: Horizontal distance axis grid lines are 200m furlongs.

Disclaimer.

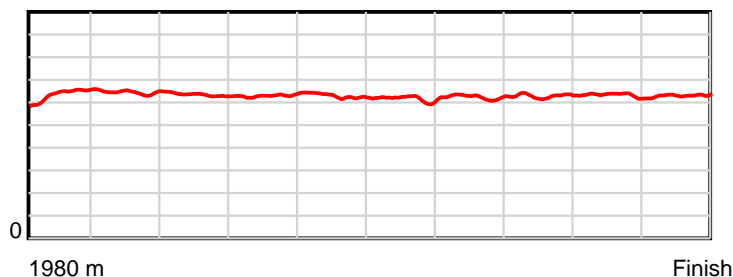
HRNZ and NZMTC and Thoroughbred Ratings Pty Ltd accepts no responsibility for the completeness or accuracy of any of the information contained herein, and makes no representations about its suitability for any particular purpose. Users should make their own judgements about those matters and/or seek independent advice. You assume all risks associated with use of the data provided on this page.

Race Results

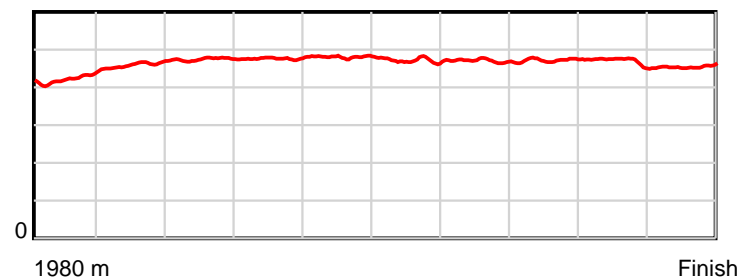
May 07, 2025, Race 5, CANTERBURY PLAINS CHALLENGE SERIES (HEAT 9) MOBILE PACE, Distance 1980m, Addington - Survey 1980m

Result	TAB no.	Horse (Barrier)	1980 to	1800m to	1600m to	1400m to	1200m to	1000m to	800m to	600m to	400m to	200m to	Total or	Margin
2nd	6	Westar Molly (5)	1800m	1600m	1400m	1200m	1000m	800m	600m	400m	200m	WP	Average	
		Position in running (margin)	-	2(1.0)	2(3.1)	2(2.3)	2(2.3)	2(2.6)	3(2.0)	3(1.9)	2(2.1)	2(2.3)		0.80
		Sectional time (s)	12.17	14.47	15.18	14.98	15.40	15.45	15.03	15.14	14.99	14.52		
		Cumulative time (s)	147.33	135.16	120.69	105.51	90.53	75.13	59.68	44.65	29.51	14.52	2:27.33	
		Speed (m/s)	14.79	13.82	13.18	13.35	12.99	12.94	13.31	13.21	13.34	13.77	13.44	
		Stride length (m)	6.30	6.36	6.25	6.36	6.23	6.10	6.25	6.23	6.25	6.28	6.26	
		Stride duration (s)	0.423	0.460	0.474	0.476	0.480	0.471	0.470	0.472	0.468	0.456	0.466	
		Stride efficiency (%)	62.11	63.18	61.06	63.15	60.72	58.20	61.13	60.73	61.07	61.70	61.27	
		Stride count	28.55	31.45	32.00	31.46	32.09	32.77	31.98	32.08	31.99	31.83	316.20	

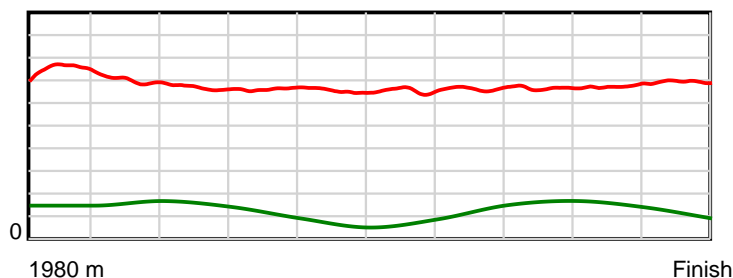
10 m Stride length



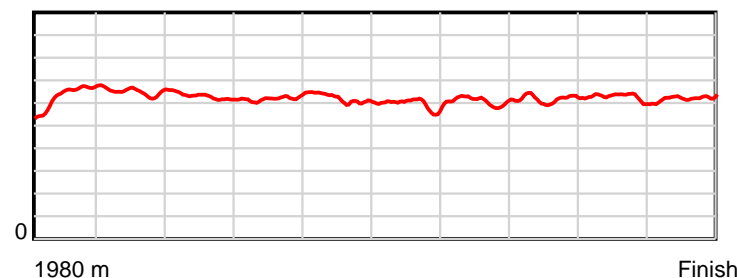
0.6 s Stride duration



20 m/sec Speed



100 % Stride efficiency



Note: Horizontal distance axis grid lines are 200m furlongs.

Disclaimer.

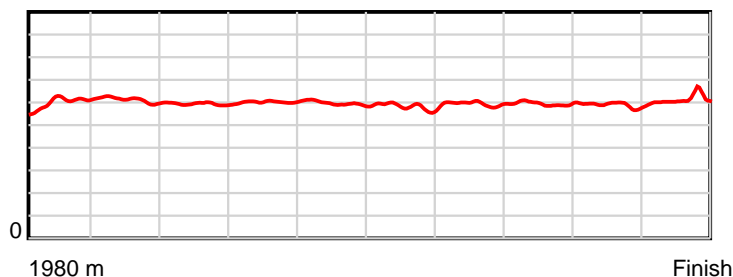
HRNZ and NZMTC and Thoroughbred Ratings Pty Ltd accepts no responsibility for the completeness or accuracy of any of the information contained herein, and makes no representations about its suitability for any particular purpose. Users should make their own judgements about those matters and/or seek independent advice. You assume all risks associated with use of the data provided on this page.

Race Results

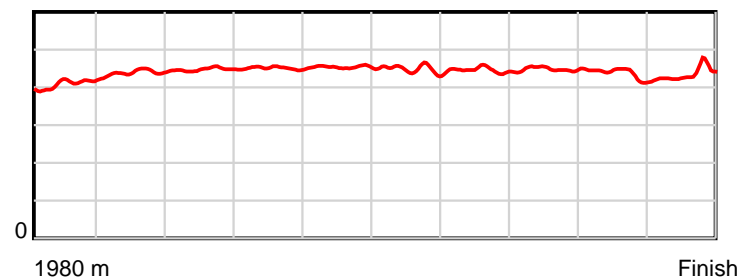
May 07, 2025, Race 5, CANTERBURY PLAINS CHALLENGE SERIES (HEAT 9) MOBILE PACE, Distance 1980m, Addington - Survey 1980m

Result	TAB no.	Horse (Barrier)	1980 to	1800m to	1600m to	1400m to	1200m to	1000m to	800m to	600m to	400m to	200m to	Total or	Margin
3rd	5	He's Tough (4)	1800m	1600m	1400m	1200m	1000m	800m	600m	400m	200m	WP	Average	
		Position in running (margin)	-	4(3.1)	3(5.2)	3(4.1)	3(4.6)	3(4.6)	5(3.8)	4(3.7)	4(4.2)	3(3.8)		1.10
		Sectional time (s)	12.65	14.47	15.13	15.07	15.37	15.41	15.03	15.19	14.88	14.18		
		Cumulative time (s)	147.38	134.73	120.26	105.13	90.06	74.69	59.28	44.25	29.06	14.18	2:27.38	
		Speed (m/s)	14.23	13.82	13.22	13.27	13.01	12.98	13.31	13.17	13.44	14.10	13.43	
		Stride length (m)	5.96	6.08	5.92	5.99	5.90	5.81	5.94	5.90	5.86	6.12	5.95	
		Stride duration (s)	0.410	0.440	0.448	0.451	0.453	0.448	0.446	0.448	0.436	0.434	0.443	
		Stride efficiency (%)	55.42	57.72	54.69	56.02	54.41	52.76	55.10	54.46	53.67	58.43	55.23	
		Stride count	30.22	32.91	33.81	33.40	33.89	34.42	33.68	33.88	34.13	32.71	333.05	

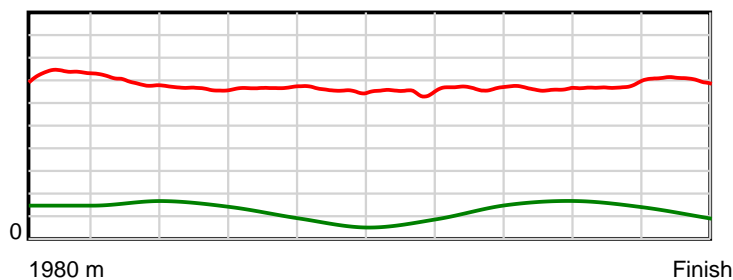
10 m Stride length



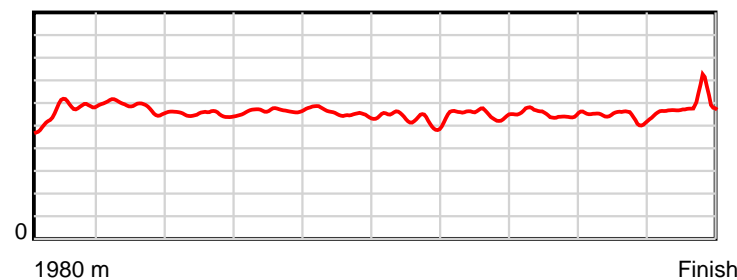
0.6 s Stride duration



20 m/sec Speed



100 % Stride efficiency



Note: Horizontal distance axis grid lines are 200m furlongs.

Disclaimer.

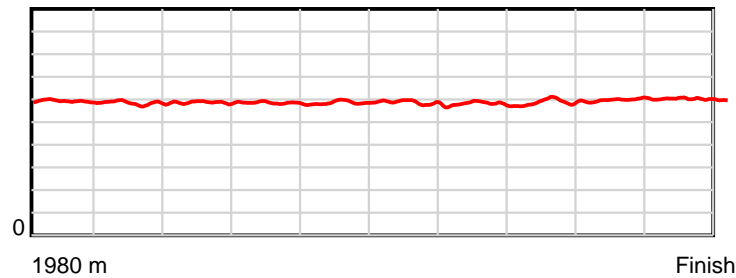
HRNZ and NZMTC and Thoroughbred Ratings Pty Ltd accepts no responsibility for the completeness or accuracy of any of the information contained herein, and makes no representations about its suitability for any particular purpose. Users should make their own judgements about those matters and/or seek independent advice. You assume all risks associated with use of the data provided on this page.

Race Results

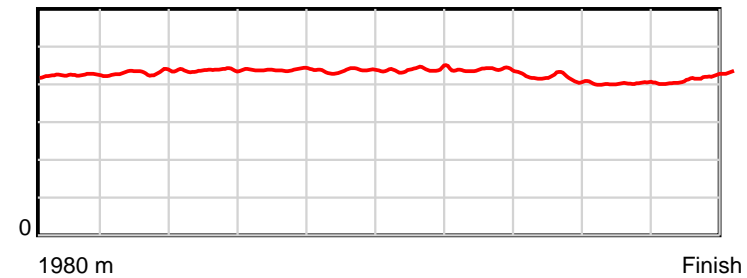
May 07, 2025, Race 5, CANTERBURY PLAINS CHALLENGE SERIES (HEAT 9) MOBILE PACE, Distance 1980m, Addington - Survey 1980m

Result	TAB no.	Horse (Barrier)	1980 to	1800m to	1600m to	1400m to	1200m to	1000m to	800m to	600m to	400m to	200m to	Total or	Margin
4th	14	Radioactive Ja... (0)	1800m	1600m	1400m	1200m	1000m	800m	600m	400m	200m	WP	Average	
		Position in running (margin)	-	12(10.1)	12(16.3)	12(15.5)	12(15.3)	12(14.8)	12(13.5)	12(13.3)	12(10.4)	6(5.4)		1.30
		Sectional time (s)	13.91	15.15	15.19	14.94	15.28	15.33	15.01	14.62	14.12	13.87		
		Cumulative time (s)	147.42	133.51	118.36	103.17	88.23	72.95	57.62	42.61	27.99	13.87	2:27.42	
		Speed (m/s)	12.94	13.20	13.17	13.39	13.09	13.05	13.32	13.68	14.16	14.42	13.43	
		Stride length (m)	5.88	5.69	5.77	5.87	5.71	5.73	5.83	5.67	5.70	6.04	5.79	
		Stride duration (s)	0.424	0.431	0.438	0.438	0.436	0.439	0.437	0.415	0.402	0.419	0.431	
		Stride efficiency (%)	54.02	50.61	51.96	53.77	50.91	51.39	53.06	50.29	50.77	57.02	52.31	
		Stride count	30.62	35.14	34.68	34.09	35.04	34.87	34.32	35.26	35.09	33.11	342.22	

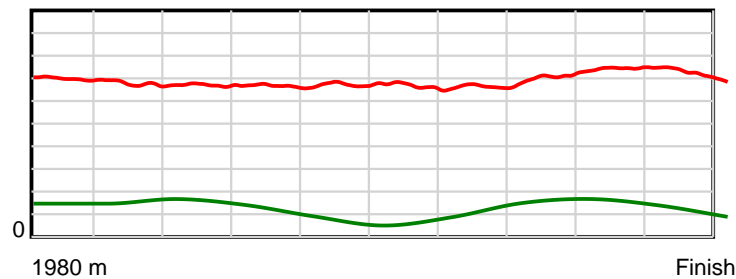
10 m Stride length



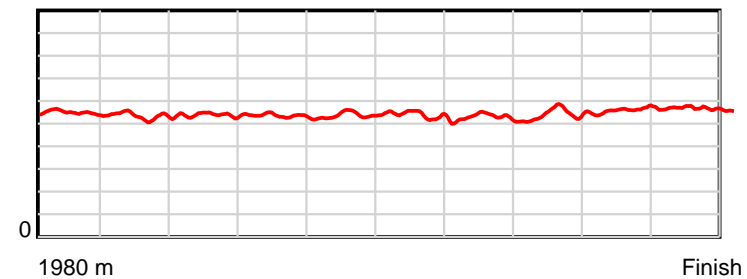
0.6 s Stride duration



20 m/sec Speed



100 % Stride efficiency



Note: Horizontal distance axis grid lines are 200m furlongs.

Disclaimer.

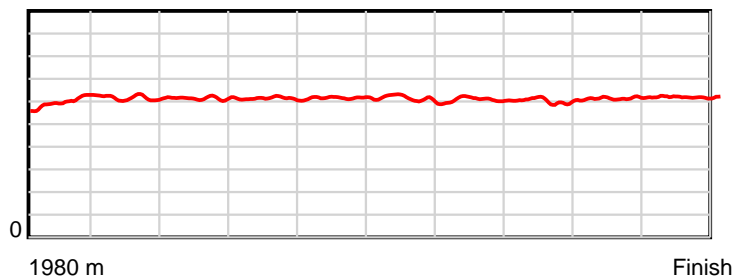
HRNZ and NZMTC and Thoroughbred Ratings Pty Ltd accepts no responsibility for the completeness or accuracy of any of the information contained herein, and makes no representations about its suitability for any particular purpose. Users should make their own judgements about those matters and/or seek independent advice. You assume all risks associated with use of the data provided on this page.

Race Results

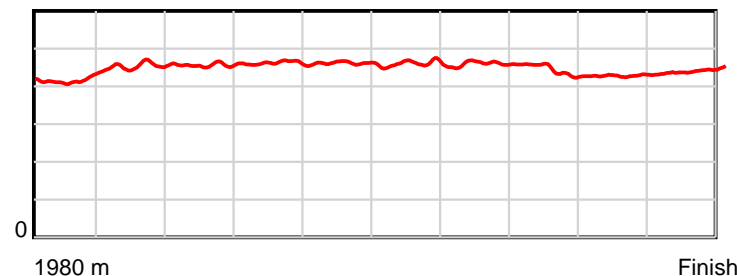
May 07, 2025, Race 5, CANTERBURY PLAINS CHALLENGE SERIES (HEAT 9) MOBILE PACE, Distance 1980m, Addington - Survey 1980m

Result	TAB no.	Horse (Barrier)	1980 to	1800m to	1600m to	1400m to	1200m to	1000m to	800m to	600m to	400m to	200m to	Total or	Margin
5th	3	Wind In The Wi... (3)	1800m	1600m	1400m	1200m	1000m	800m	600m	400m	200m	WP	Average	
		Position in running (margin)	-	6(5.1)	8(10.5)	8(9.3)	9(9.4)	9(8.8)	8(7.7)	8(7.6)	8(7.2)	4(4.1)		1.80
		Sectional time (s)	13.14	15.02	15.12	14.99	15.26	15.36	15.03	15.05	14.41	14.14		
		Cumulative time (s)	147.52	134.38	119.36	104.24	89.25	73.99	58.63	43.60	28.55	14.14	2:27.52	
		Speed (m/s)	13.70	13.32	13.23	13.34	13.11	13.02	13.31	13.29	13.88	14.14	13.42	
		Stride length (m)	5.95	6.05	6.04	6.16	6.05	5.99	6.12	5.86	5.95	6.26	6.04	
		Stride duration (s)	0.415	0.454	0.457	0.461	0.461	0.460	0.460	0.441	0.429	0.443	0.450	
		Stride efficiency (%)	55.36	57.17	56.96	59.20	57.10	56.11	58.44	53.63	55.24	61.27	57.01	
		Stride count	30.24	33.07	33.13	32.49	33.09	33.38	32.70	34.14	33.64	31.94	327.82	

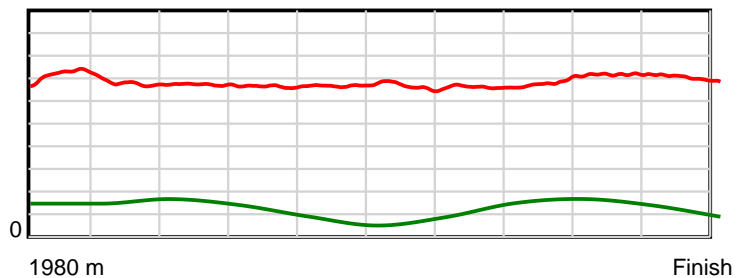
10 m Stride length



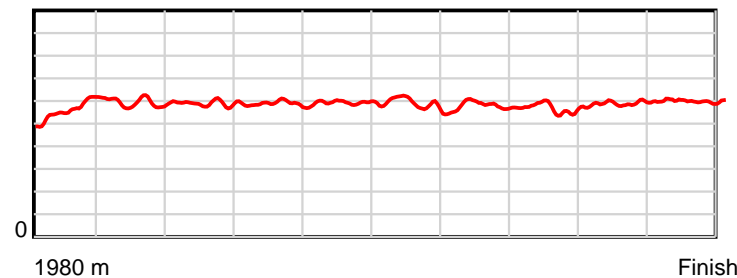
0.6 s Stride duration



20 m/sec Speed



100 % Stride efficiency



Note: Horizontal distance axis grid lines are 200m furlongs.

Disclaimer.

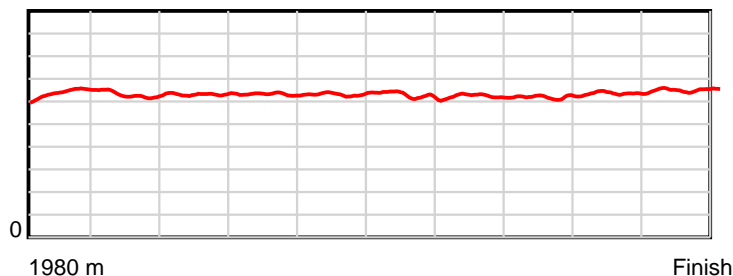
HRNZ and NZMTC and Thoroughbred Ratings Pty Ltd accepts no responsibility for the completeness or accuracy of any of the information contained herein, and makes no representations about its suitability for any particular purpose. Users should make their own judgements about those matters and/or seek independent advice. You assume all risks associated with use of the data provided on this page.

Race Results

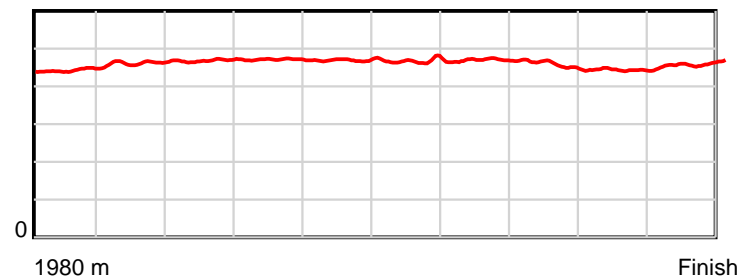
May 07, 2025, Race 5, CANTERBURY PLAINS CHALLENGE SERIES (HEAT 9) MOBILE PACE, Distance 1980m, Addington - Survey 1980m

Result	TAB no.	Horse (Barrier)	1980 to	1800m to	1600m to	1400m to	1200m to	1000m to	800m to	600m to	400m to	200m to	Total or	Margin
6th	11	Motor Mouth (10)	1800m	1600m	1400m	1200m	1000m	800m	600m	400m	200m	WP	Average	
		Position in running (margin)	-	9(7.2)	9(12.4)	9(11.2)	10(11.2)	10(10.6)	10(9.3)	10(9.3)	11(9.5)	10(6.7)		3.10
		Sectional time (s)	13.22	14.98	15.12	14.98	15.27	15.31	15.06	15.13	14.48	14.19		
		Cumulative time (s)	147.74	134.52	119.54	104.42	89.44	74.17	58.86	43.80	28.67	14.19	2:27.74	
		Speed (m/s)	13.62	13.35	13.23	13.35	13.10	13.06	13.28	13.22	13.81	14.09	13.40	
		Stride length (m)	6.35	6.16	6.20	6.28	6.15	6.10	6.24	6.04	6.14	6.49	6.21	
		Stride duration (s)	0.443	0.462	0.468	0.471	0.470	0.467	0.470	0.457	0.444	0.460	0.463	
		Stride efficiency (%)	62.99	59.37	59.98	61.66	59.14	58.07	60.80	56.96	58.82	65.73	60.25	
		Stride count	28.35	32.45	32.28	31.84	32.51	32.81	32.06	33.13	32.60	30.84	318.87	

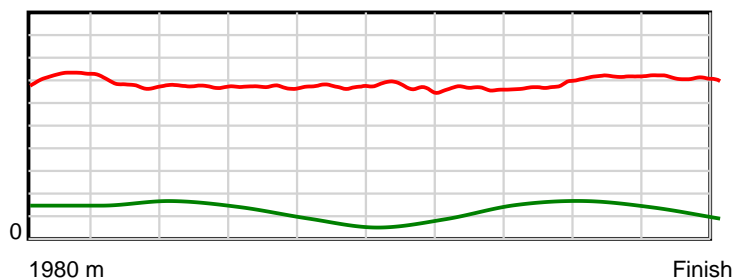
10 m Stride length



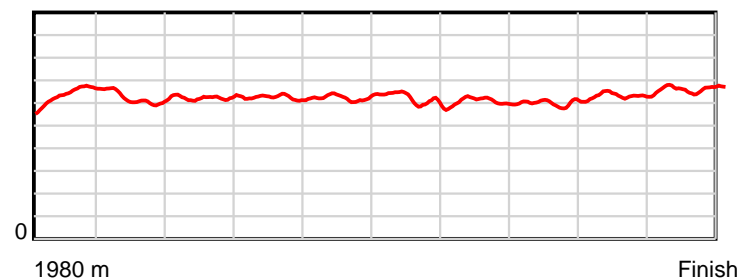
0.6 s Stride duration



20 m/sec Speed



100 % Stride efficiency



Note: Horizontal distance axis grid lines are 200m furlongs.

Disclaimer.

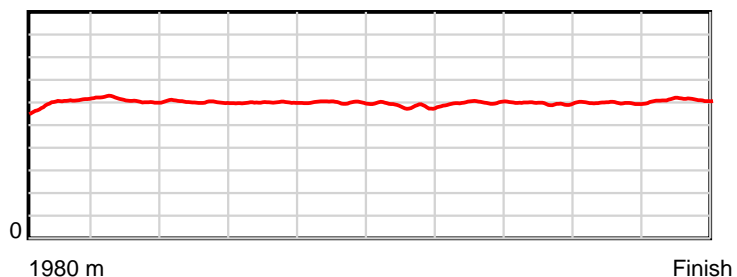
HRNZ and NZMTC and Thoroughbred Ratings Pty Ltd accepts no responsibility for the completeness or accuracy of any of the information contained herein, and makes no representations about its suitability for any particular purpose. Users should make their own judgements about those matters and/or seek independent advice. You assume all risks associated with use of the data provided on this page.

Race Results

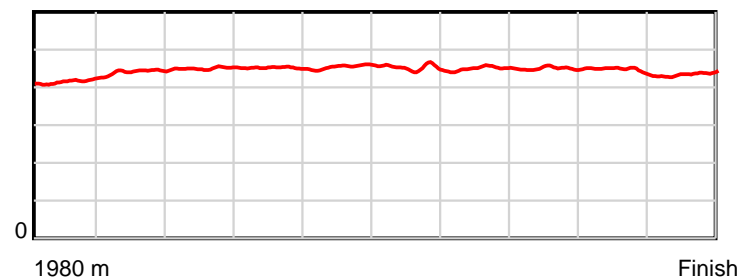
May 07, 2025, Race 5, CANTERBURY PLAINS CHALLENGE SERIES (HEAT 9) MOBILE PACE, Distance 1980m, Addington - Survey 1980m

Result	TAB no.	Horse (Barrier)	1980 to	1800m to	1600m to	1400m to	1200m to	1000m to	800m to	600m to	400m to	200m to	Total or	Margin
7th	1	My Ten Guitars (2)	1800m	1600m	1400m	1200m	1000m	800m	600m	400m	200m	WP	Average	
		Position in running (margin)	-	7(5.5)	5(8.0)	5(6.6)	5(6.6)	6(6.3)	7(6.3)	7(6.2)	7(6.4)	8(6.0)		3.20
		Sectional time (s)	13.05	14.53	15.09	14.98	15.32	15.54	15.02	15.16	14.87	14.20		
		Cumulative time (s)	147.76	134.71	120.18	105.09	90.11	74.79	59.25	44.23	29.07	14.20	2:27.76	
		Speed (m/s)	13.79	13.76	13.25	13.35	13.05	12.87	13.32	13.19	13.45	14.08	13.40	
		Stride length (m)	5.93	6.07	5.97	6.03	5.93	5.82	5.99	5.94	6.00	6.13	5.98	
		Stride duration (s)	0.416	0.441	0.451	0.452	0.455	0.452	0.450	0.450	0.446	0.435	0.446	
		Stride efficiency (%)	54.87	57.67	55.74	56.79	55.00	52.91	56.10	55.09	56.31	58.69	55.90	
		Stride count	30.38	32.92	33.49	33.18	33.71	34.37	33.38	33.68	33.32	32.63	331.06	

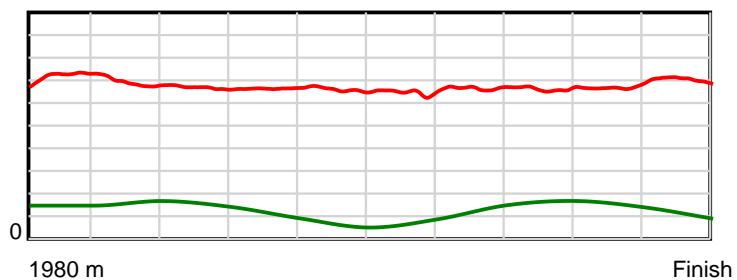
10 m Stride length



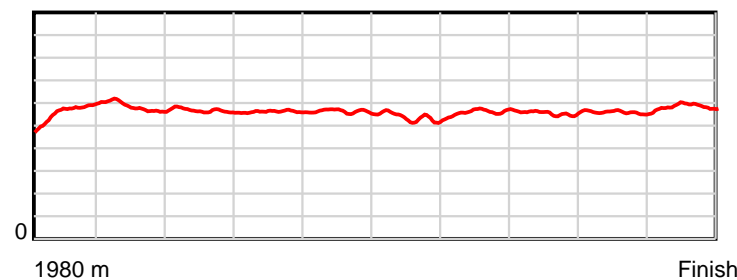
0.6 s Stride duration



20 m/sec Speed



100 % Stride efficiency



Note: Horizontal distance axis grid lines are 200m furlongs.

Disclaimer.

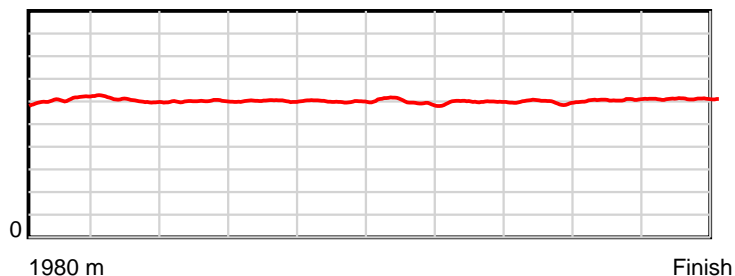
HRNZ and NZMTC and Thoroughbred Ratings Pty Ltd accepts no responsibility for the completeness or accuracy of any of the information contained herein, and makes no representations about its suitability for any particular purpose. Users should make their own judgements about those matters and/or seek independent advice. You assume all risks associated with use of the data provided on this page.

Race Results

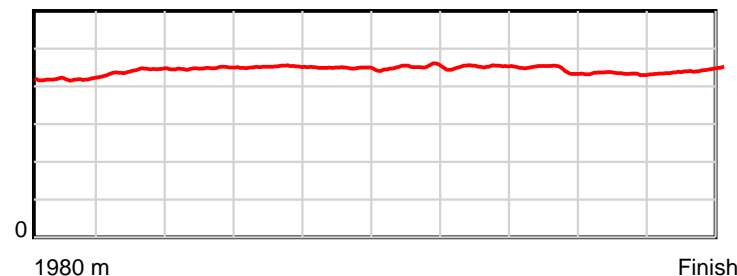
May 07, 2025, Race 5, CANTERBURY PLAINS CHALLENGE SERIES (HEAT 9) MOBILE PACE, Distance 1980m, Addington - Survey 1980m

Result	TAB no.	Horse (Barrier)	1980 to	1800m to	1600m to	1400m to	1200m to	1000m to	800m to	600m to	400m to	200m to	Total or	Margin
8th	9	Touch N Go (8)	1800m	1600m	1400m	1200m	1000m	800m	600m	400m	200m	WP	Average	
		Position in running (margin)	-	5(3.9)	6(8.4)	6(7.4)	6(7.4)	7(6.5)	6(5.3)	6(5.8)	6(5.9)	5(4.5)		3.40
		Sectional time (s)	12.69	14.86	15.16	14.98	15.22	15.33	15.14	15.12	14.71	14.59		
		Cumulative time (s)	147.80	135.11	120.25	105.09	90.11	74.89	59.56	44.42	29.30	14.59	2:27.80	
		Speed (m/s)	14.18	13.46	13.19	13.35	13.14	13.05	13.21	13.23	13.60	13.71	13.40	
		Stride length (m)	6.05	5.94	5.91	6.04	5.89	5.89	5.98	5.88	5.90	6.06	5.95	
		Stride duration (s)	0.419	0.441	0.448	0.452	0.448	0.451	0.453	0.445	0.434	0.442	0.444	
		Stride efficiency (%)	57.23	55.18	54.62	56.93	54.19	54.20	55.89	54.05	54.44	57.47	55.38	
		Stride count	29.74	33.66	33.83	33.14	33.96	33.96	33.44	34.01	33.88	32.98	332.60	

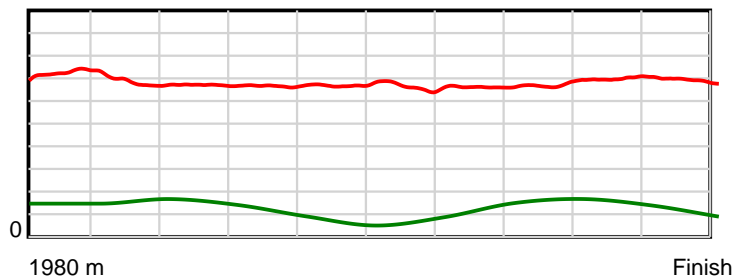
10 m Stride length



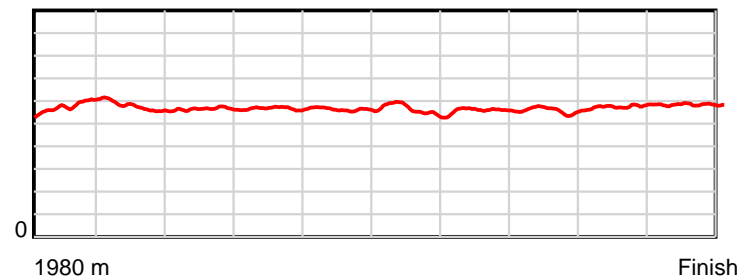
0.6 s Stride duration



20 m/sec Speed



100 % Stride efficiency



Note: Horizontal distance axis grid lines are 200m furlongs.

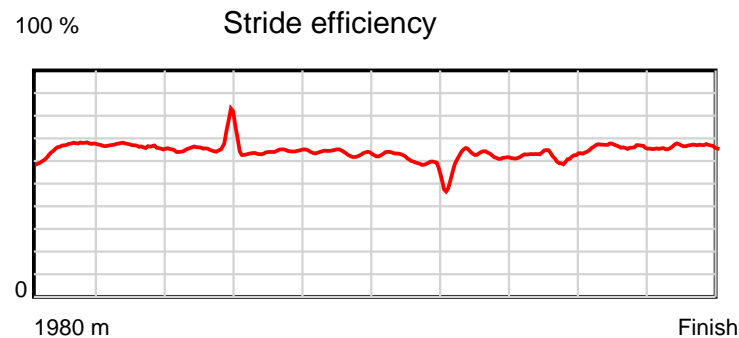
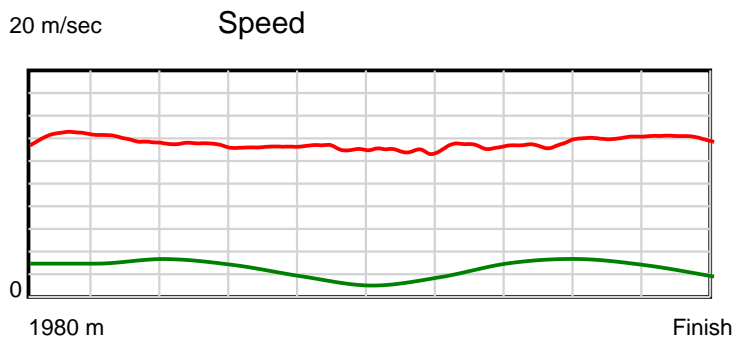
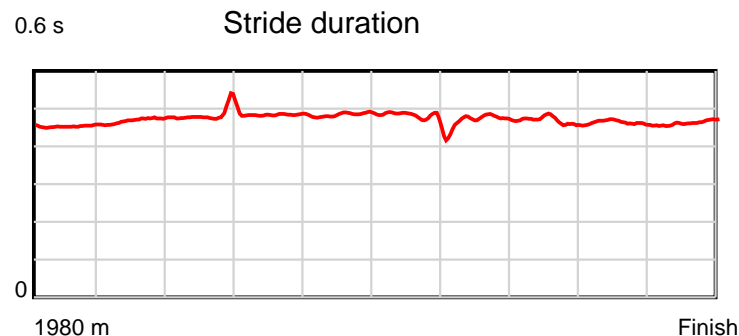
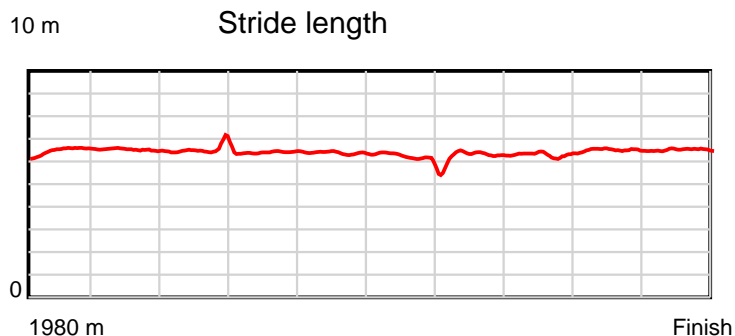
Disclaimer.

HRNZ and NZMTC and Thoroughbred Ratings Pty Ltd accepts no responsibility for the completeness or accuracy of any of the information contained herein, and makes no representations about its suitability for any particular purpose. Users should make their own judgements about those matters and/or seek independent advice. You assume all risks associated with use of the data provided on this page.

Race Results

May 07, 2025, Race 5, CANTERBURY PLAINS CHALLENGE SERIES (HEAT 9) MOBILE PACE, Distance 1980m, Addington - Survey 1980m

Result	TAB no.	Horse (Barrier)	1980 to	1800m to	1600m to	1400m to	1200m to	1000m to	800m to	600m to	400m to	200m to	Total or	Margin
9th	10	Star Magic (9)	1800m	1600m	1400m	1200m	1000m	800m	600m	400m	200m	WP	Average	
		Position in running (margin)	-	10(8.0)	7(10.2)	7(8.0)	7(8.8)	8(8.1)	9(8.1)	9(8.1)	9(8.1)	9(6.4)		3.90
		Sectional time (s)	13.32	14.48	14.95	15.11	15.25	15.54	15.04	15.11	14.65	14.45		
		Cumulative time (s)	147.90	134.58	120.10	105.15	90.04	74.79	59.25	44.21	29.10	14.45	2:27.90	
		Speed (m/s)	13.51	13.81	13.38	13.24	13.11	12.87	13.30	13.24	13.65	13.84	13.39	
		Stride length (m)	6.43	6.47	6.46	6.40	6.35	6.10	6.29	6.17	6.32	6.41	6.34	
		Stride duration (s)	0.453	0.468	0.483	0.484	0.484	0.474	0.473	0.467	0.463	0.463	0.473	
		Stride efficiency (%)	64.63	65.34	65.14	64.06	62.94	58.19	61.82	59.55	62.51	64.11	62.74	
		Stride count	27.99	30.93	30.98	31.24	31.51	32.78	31.80	32.40	31.62	31.22	312.47	



Note: Horizontal distance axis grid lines are 200m furlongs.

Disclaimer.

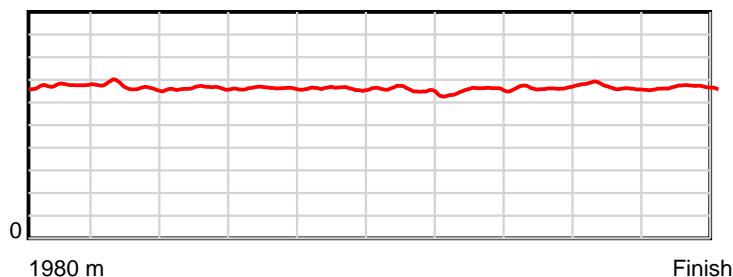
HRNZ and NZMTC and Thoroughbred Ratings Pty Ltd accepts no responsibility for the completeness or accuracy of any of the information contained herein, and makes no representations about its suitability for any particular purpose. Users should make their own judgements about those matters and/or seek independent advice. You assume all risks associated with use of the data provided on this page.

Race Results

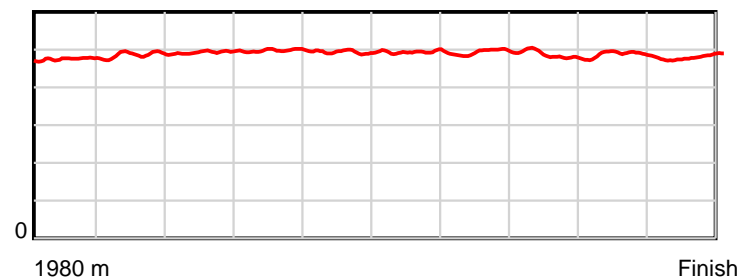
May 07, 2025, Race 5, CANTERBURY PLAINS CHALLENGE SERIES (HEAT 9) MOBILE PACE, Distance 1980m, Addington - Survey 1980m

Result	TAB no.	Horse (Barrier)	1980 to	1800m to	1600m to	1400m to	1200m to	1000m to	800m to	600m to	400m to	200m to	Total or	Margin
10th	13	Ideal Chevron (1)	1800m	1600m	1400m	1200m	1000m	800m	600m	400m	200m	WP	Average	
		Position in running (margin)	-	11(9.2)	11(14.9)	11(13.6)	11(13.2)	11(12.8)	11(11.4)	11(11.2)	10(9.1)	12(8.5)		5.60
		Sectional time (s)	13.74	15.06	15.10	14.91	15.30	15.31	15.01	14.77	14.83	14.17		
		Cumulative time (s)	148.20	134.46	119.40	104.30	89.39	74.09	58.78	43.77	29.00	14.17	2:28.20	
		Speed (m/s)	13.10	13.28	13.25	13.41	13.07	13.06	13.32	13.54	13.49	14.11	13.36	
		Stride length (m)	6.67	6.46	6.54	6.67	6.46	6.44	6.57	6.55	6.59	6.79	6.57	
		Stride duration (s)	0.475	0.486	0.493	0.497	0.494	0.493	0.493	0.484	0.489	0.481	0.492	
		Stride efficiency (%)	69.50	65.22	66.77	69.49	65.12	64.77	67.55	67.12	67.85	72.04	67.47	
		Stride count	26.99	30.96	30.60	29.99	30.98	31.07	30.42	30.52	30.35	29.46	301.34	

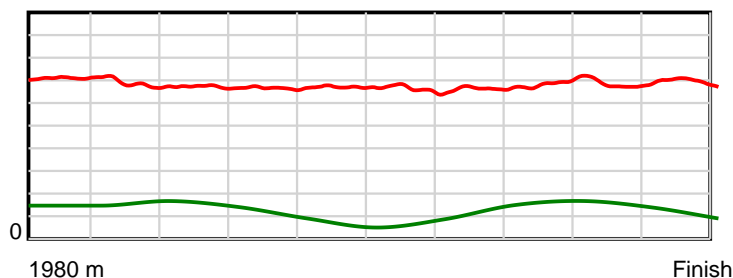
10 m Stride length



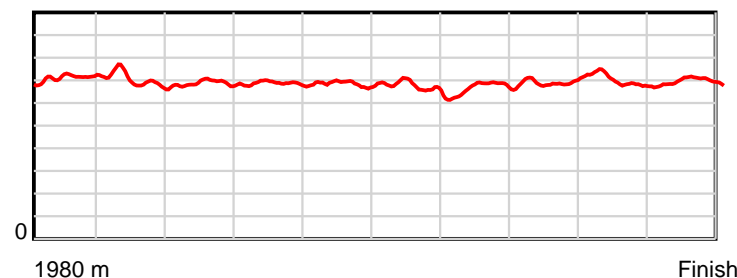
0.6 s Stride duration



20 m/sec Speed



100 % Stride efficiency



Note: Horizontal distance axis grid lines are 200m furlongs.

Disclaimer.

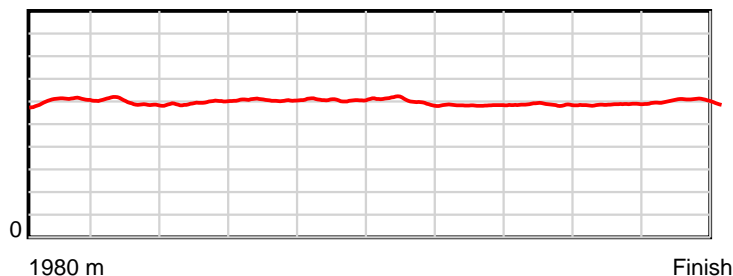
HRNZ and NZMTC and Thoroughbred Ratings Pty Ltd accepts no responsibility for the completeness or accuracy of any of the information contained herein, and makes no representations about its suitability for any particular purpose. Users should make their own judgements about those matters and/or seek independent advice. You assume all risks associated with use of the data provided on this page.

Race Results

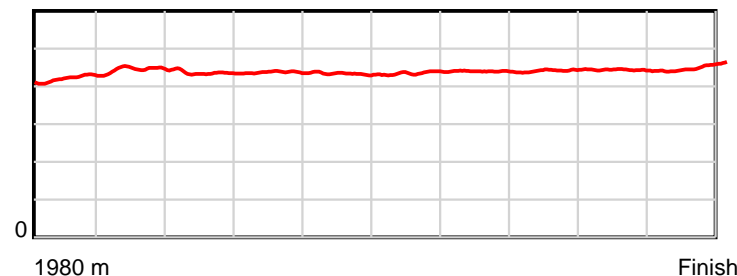
May 07, 2025, Race 5, CANTERBURY PLAINS CHALLENGE SERIES (HEAT 9) MOBILE PACE, Distance 1980m, Addington - Survey 1980m

Result	TAB no.	Horse (Barrier)	1980 to	1800m to	1600m to	1400m to	1200m to	1000m to	800m to	600m to	400m to	200m to	Total or	Margin
11th	12	Betterwithblin... (11)	1800m	1600m	1400m	1200m	1000m	800m	600m	400m	200m	WP	Average	
		Position in running (margin)	-	8(6.6)	10(14.1)	10(12.9)	8(9.2)	5(5.5)	2(1.6)	2(1.6)	3(3.0)	7(5.7)		6.90
		Sectional time (s)	13.13	15.37	15.12	14.38	14.75	14.87	15.06	15.33	15.41	15.01		
		Cumulative time (s)	148.43	135.30	119.93	104.81	90.43	75.68	60.81	45.75	30.42	15.01	2:28.43	
		Speed (m/s)	13.71	13.01	13.23	13.91	13.56	13.45	13.28	13.05	12.98	13.32	13.34	
		Stride length (m)	6.00	5.79	5.77	6.09	5.88	5.86	5.84	5.77	5.75	6.02	5.87	
		Stride duration (s)	0.422	0.445	0.436	0.437	0.433	0.436	0.439	0.443	0.443	0.452	0.440	
		Stride efficiency (%)	56.27	52.42	51.96	57.87	53.95	53.68	53.24	52.10	51.73	56.57	53.90	
		Stride count	30.00	34.53	34.68	32.86	34.04	34.12	34.27	34.64	34.76	33.24	337.14	

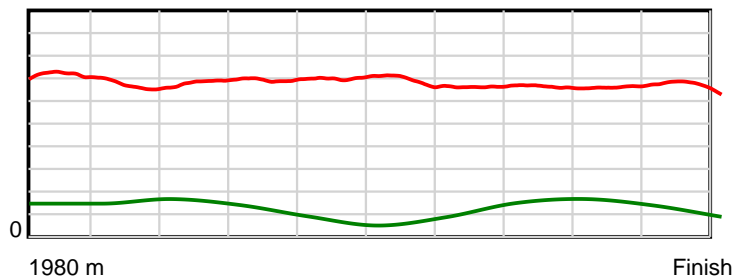
10 m Stride length



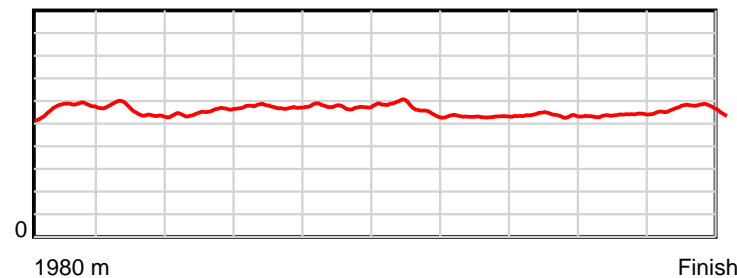
0.6 s Stride duration



20 m/sec Speed



100 % Stride efficiency



Note: Horizontal distance axis grid lines are 200m furlongs.

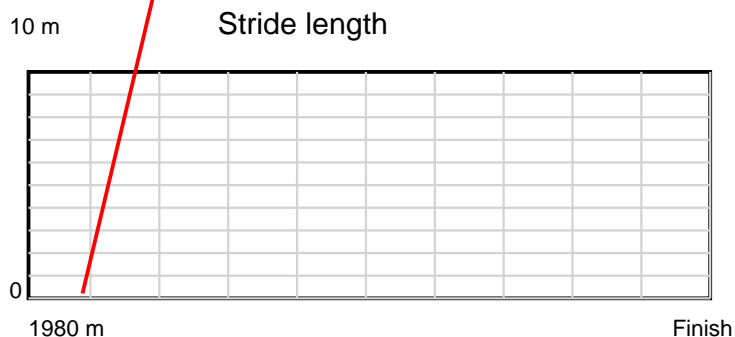
Disclaimer.

HRNZ and NZMTC and Thoroughbred Ratings Pty Ltd accepts no responsibility for the completeness or accuracy of any of the information contained herein, and makes no representations about its suitability for any particular purpose. Users should make their own judgements about those matters and/or seek independent advice. You assume all risks associated with use of the data provided on this page.

Race Results

May 07, 2025, Race 5, CANTERBURY PLAINS CHALLENGE SERIES (HEAT 9) MOBILE PACE, Distance 1980m, Addington - Survey 1980m

Result	TAB no.	Horse (Barrier)	1980 to	1800m to	1600m to	1400m to	1200m to	1000m to	800m to	600m to	400m to	200m to	Total or	Margin
12th	8	Searing Light (7)	1800m	1600m	1400m	1200m	1000m	800m	600m	400m	200m	WP	Average	
		Position in running (margin)	-	3(2.2)	4(6.5)	4(5.3)	4(5.7)	4(5.0)	4(3.5)	5(3.9)	5(5.0)	11(7.1)		11.50
		Sectional time (s)	12.59	14.83	15.12	15.04	15.26	15.29	15.11	15.29	15.30	15.43		
		Cumulative time (s)	149.26	136.67	121.84	106.72	91.68	76.42	61.13	46.02	30.73	15.43	2:29.26	
		Speed (m/s)	14.30	13.49	13.23	13.30	13.11	13.08	13.24	13.08	13.07	12.96	13.27	
		Stride length (m)	1540.10	197.40	156.15	149.58	174.45	54.63	17.70	17.49	17.49	17.33	36.48	
		Stride duration (s)	104.524	14.637	11.803	11.245	13.307	4.176	1.337	1.337	1.337	1.337	2.750	
		Stride efficiency (%)	3706490.25	60892.93	38103.66	34961.18	47557.70	4663.72	489.52	478.14	477.75	469.58	2080.05	
		Stride count	0.12	1.01	1.28	1.34	1.15	3.66	11.30	11.43	11.44	11.54	54.27	



Note: Horizontal distance axis grid lines are 200m furlongs.

Disclaimer.

HRNZ and NZMTC and Thoroughbred Ratings Pty Ltd accepts no responsibility for the completeness or accuracy of any of the information contained herein, and makes no representations about its suitability for any particular purpose. Users should make their own judgements about those matters and/or seek independent advice. You assume all risks associated with use of the data provided on this page.