



## Race Results

NZ Metropolitan Trotting Club Inc, HRNZ, May 07, 2025

Compilation date: May 7, 2025, 7:46:05 PM (NZST)

Copyright © 2025 HRNZ and NZMTC. All rights reserved.

### Trademarks.

StrideMASTER is a registered trademark of Thoroughbred Ratings Pty Ltd.

### Disclaimer.

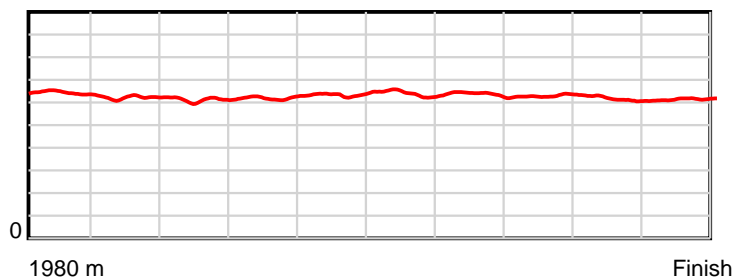
HRNZ and NZMTC and Thoroughbred Ratings Pty Ltd accepts no responsibility for the completeness or accuracy of any of the information contained herein, and makes no representations about its suitability for any particular purpose. Users should make their own judgements about those matters and/or seek independent advice. You assume all risks associated with use of the data provided on this page.

# Race Results

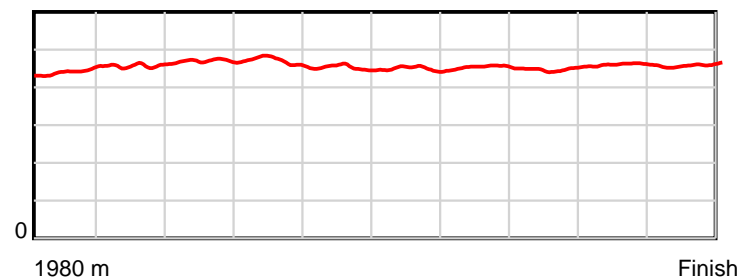
May 07, 2025, Race 1, IRT. YOUR HORSE. OUR PASSION. MOBILE PACE, Distance 1980m, Addington - Survey 1980m

Result	TAB no.	Horse (Barrier)	1980 to	1800m to	1600m to	1400m to	1200m to	1000m to	800m to	600m to	400m to	200m to	Total or	Margin
1st	9	<b>Shake A Leg (9)</b>	<b>1800m</b>	<b>1600m</b>	<b>1400m</b>	<b>1200m</b>	<b>1000m</b>	<b>800m</b>	<b>600m</b>	<b>400m</b>	<b>200m</b>	<b>WP</b>	<b>Average</b>	
		Position in running (margin)	-	9(5.3)	9(11.5)	9(13.0)	9(10.3)	4(2.7)	1(0.0)	2(0.2)	1(0.0)	1(0.0)		0.00
		Sectional time (s)	12.82	14.99	15.41	15.13	14.77	14.50	14.26	14.15	14.76	15.11		
		Cumulative time (s)	145.90	133.08	118.09	102.68	87.55	72.78	58.28	44.02	29.87	15.11	2:25.90	
		Speed (m/s)	14.04	13.34	12.98	13.22	13.54	13.79	14.03	14.13	13.55	13.24	13.57	
		Stride length (m)	6.36	6.10	6.09	6.21	6.12	6.19	6.37	6.34	6.24	6.07	6.21	
		Stride duration (s)	0.442	0.457	0.470	0.470	0.452	0.449	0.454	0.448	0.461	0.458	0.457	
		Stride efficiency (%)	63.22	58.13	58.05	60.33	58.55	59.89	63.40	62.73	60.93	57.58	60.19	
		Stride count	28.30	32.79	32.81	32.19	32.67	32.31	31.40	31.57	32.03	32.95	319.02	

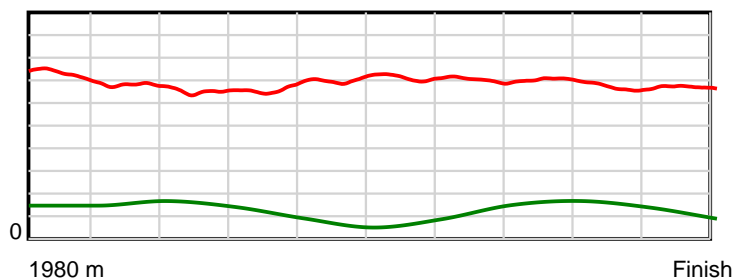
10 m Stride length



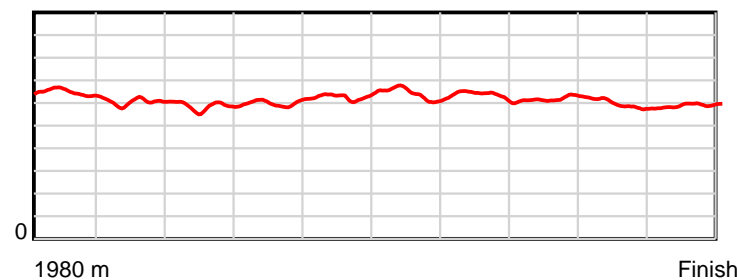
0.6 s Stride duration



20 m/sec Speed



100 % Stride efficiency



Note: Horizontal distance axis grid lines are 200m furlongs.

## Disclaimer.

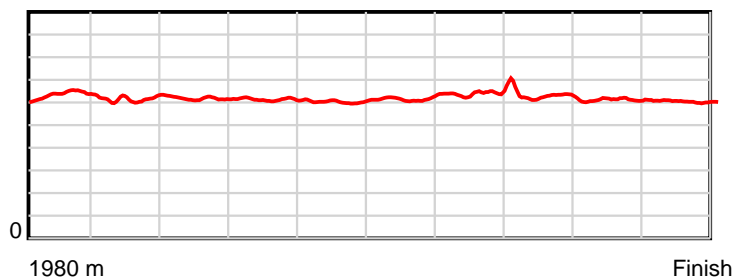
HRNZ and NZMTC and Thoroughbred Ratings Pty Ltd accepts no responsibility for the completeness or accuracy of any of the information contained herein, and makes no representations about its suitability for any particular purpose. Users should make their own judgements about those matters and/or seek independent advice. You assume all risks associated with use of the data provided on this page.

# Race Results

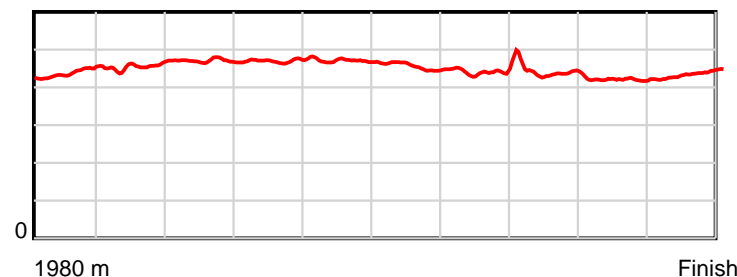
May 07, 2025, Race 1, IRT. YOUR HORSE. OUR PASSION. MOBILE PACE, Distance 1980m, Addington - Survey 1980m

Result	TAB no.	Horse (Barrier)	1980 to	1800m to	1600m to	1400m to	1200m to	1000m to	800m to	600m to	400m to	200m to	Total or	Margin
2nd	4	<b>Franco Elvis (4)</b>	<b>1800m</b>	<b>1600m</b>	<b>1400m</b>	<b>1200m</b>	<b>1000m</b>	<b>800m</b>	<b>600m</b>	<b>400m</b>	<b>200m</b>	<b>WP</b>	<b>Average</b>	
		Position in running (margin)	-	8(4.7)	8(10.8)	8(10.8)	8(9.7)	9(9.2)	9(11.0)	9(8.8)	9(9.8)	4(5.1)		2.10
		Sectional time (s)	12.69	14.98	15.17	15.39	15.95	15.24	13.85	14.36	13.99	14.66		
		Cumulative time (s)	146.28	133.59	118.61	103.44	88.05	72.10	56.86	43.01	28.65	14.66	2:26.28	
		Speed (m/s)	14.18	13.35	13.18	13.00	12.54	13.12	14.44	13.93	14.30	13.64	13.54	
		Stride length (m)	6.27	6.07	6.20	6.11	5.91	5.97	6.43	6.07	6.00	5.95	6.09	
		Stride duration (s)	0.439	0.455	0.471	0.470	0.471	0.455	0.445	0.435	0.420	0.437	0.450	
		Stride efficiency (%)	61.41	57.64	60.12	58.29	54.54	55.68	64.63	57.49	56.33	55.41	58.02	
		Stride count	28.71	32.93	32.24	32.75	33.85	33.50	31.10	32.97	33.31	33.59	324.95	

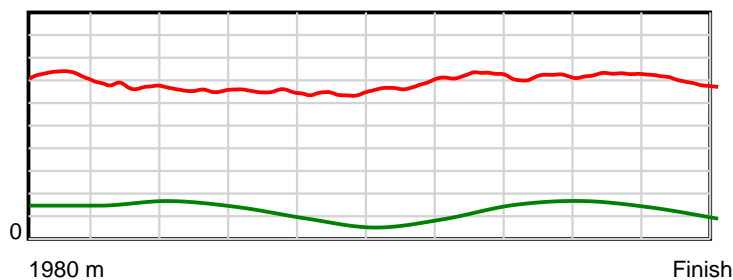
10 m Stride length



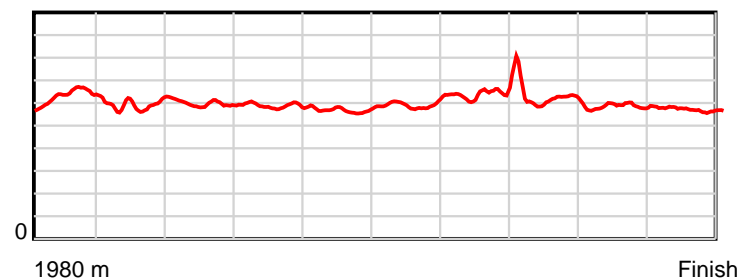
0.6 s Stride duration



20 m/sec Speed



100 % Stride efficiency



Note: Horizontal distance axis grid lines are 200m furlongs.

## Disclaimer.

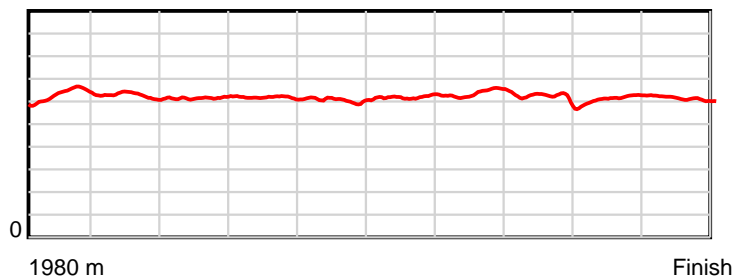
HRNZ and NZMTC and Thoroughbred Ratings Pty Ltd accepts no responsibility for the completeness or accuracy of any of the information contained herein, and makes no representations about its suitability for any particular purpose. Users should make their own judgements about those matters and/or seek independent advice. You assume all risks associated with use of the data provided on this page.

# Race Results

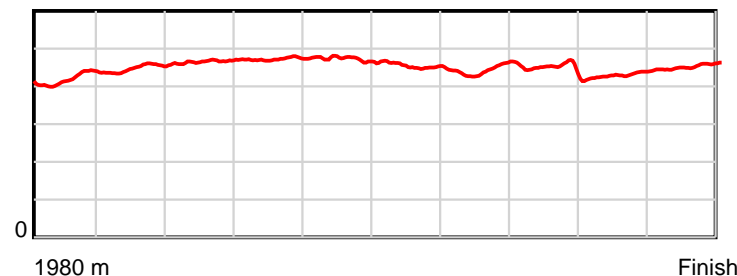
May 07, 2025, Race 1, IRT. YOUR HORSE. OUR PASSION. MOBILE PACE, Distance 1980m, Addington - Survey 1980m

Result	TAB no.	Horse (Barrier)	1980 to	1800m to	1600m to	1400m to	1200m to	1000m to	800m to	600m to	400m to	200m to	Total or	Margin
3rd	6	Shapely (6)	1800m	1600m	1400m	1200m	1000m	800m	600m	400m	200m	WP	Average	
		Position in running (margin)	-	4(1.7)	4(4.5)	5(4.5)	4(3.6)	5(3.9)	6(5.4)	5(4.1)	5(6.8)	2(3.6)		3.30
		Sectional time (s)	12.60	14.42	15.17	15.43	16.07	15.20	14.01	14.64	14.22	14.74		
		Cumulative time (s)	146.50	133.90	119.48	104.31	88.88	72.81	57.61	43.60	28.96	14.74	2:26.50	
		Speed (m/s)	14.28	13.87	13.18	12.96	12.45	13.16	14.28	13.66	14.06	13.57	13.52	
		Stride length (m)	6.23	6.21	6.14	6.12	5.86	5.97	6.34	6.10	6.07	6.15	6.12	
		Stride duration (s)	0.420	0.448	0.465	0.472	0.471	0.454	0.444	0.446	0.432	0.453	0.453	
		Stride efficiency (%)	60.73	60.28	58.86	58.46	53.74	55.68	62.86	58.14	57.61	59.18	58.45	
		Stride count	28.87	32.20	32.59	32.70	34.11	33.51	31.53	32.79	32.94	32.50	323.74	

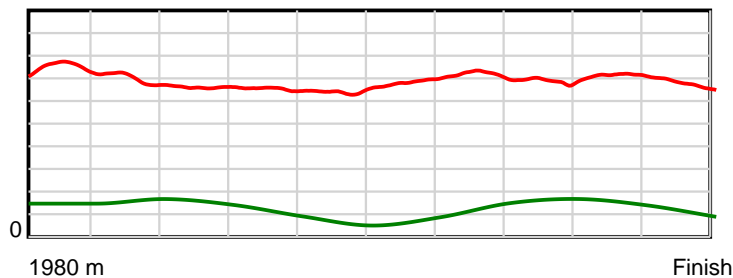
10 m Stride length



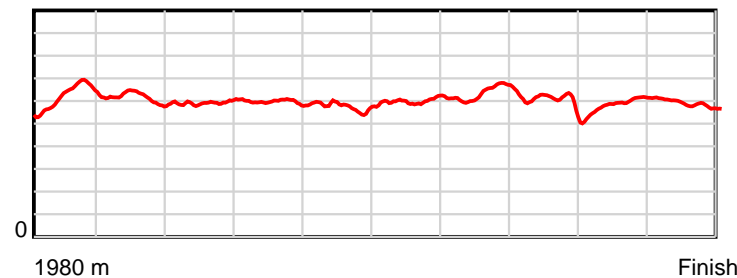
0.6 s Stride duration



20 m/sec Speed



100 % Stride efficiency



Note: Horizontal distance axis grid lines are 200m furlongs.

**Disclaimer.**

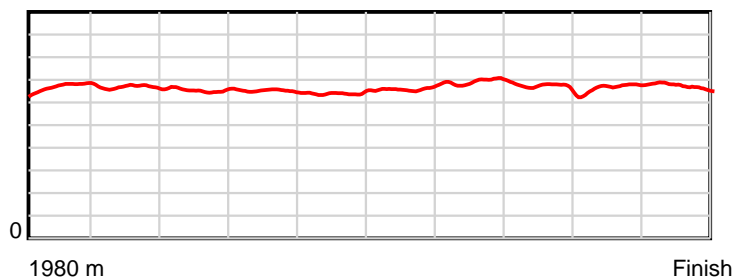
HRNZ and NZMTC and Thoroughbred Ratings Pty Ltd accepts no responsibility for the completeness or accuracy of any of the information contained herein, and makes no representations about its suitability for any particular purpose. Users should make their own judgements about those matters and/or seek independent advice. You assume all risks associated with use of the data provided on this page.

# Race Results

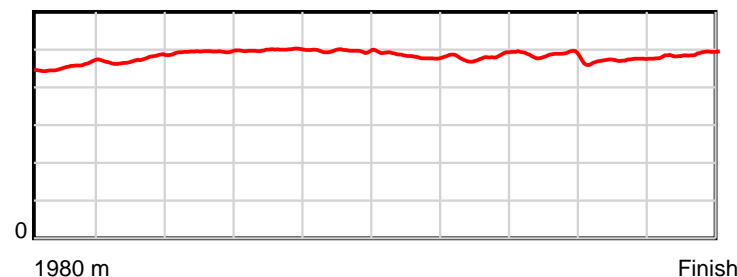
May 07, 2025, Race 1, IRT. YOUR HORSE. OUR PASSION. MOBILE PACE, Distance 1980m, Addington - Survey 1980m

Result	TAB no.	Horse (Barrier)	1980 to	1800m to	1600m to	1400m to	1200m to	1000m to	800m to	600m to	400m to	200m to	Total or	Margin
4th	3	Sweet Dreams (3)	1800m	1600m	1400m	1200m	1000m	800m	600m	400m	200m	WP	Average	
		Position in running (margin)	-	7(3.9)	6(6.9)	6(6.8)	6(5.5)	7(5.4)	7(7.3)	7(5.7)	7(9.1)	6(5.9)		4.40
		Sectional time (s)	12.87	14.46	15.14	15.36	16.01	15.27	13.95	14.76	14.23	14.64		
		Cumulative time (s)	146.69	133.82	119.36	104.22	88.86	72.85	57.58	43.63	28.87	14.64	2:26.69	
		Speed (m/s)	13.98	13.83	13.21	13.02	12.49	13.10	14.34	13.55	14.05	13.66	13.50	
		Stride length (m)	6.65	6.55	6.54	6.50	6.20	6.32	6.91	6.55	6.65	6.67	6.55	
		Stride duration (s)	0.457	0.474	0.495	0.499	0.497	0.483	0.482	0.483	0.473	0.488	0.485	
		Stride efficiency (%)	69.12	67.08	66.76	65.98	60.14	62.46	74.61	67.05	69.10	69.42	66.99	
		Stride count	27.06	30.53	30.60	30.78	32.24	31.63	28.95	30.53	30.08	30.01	302.41	

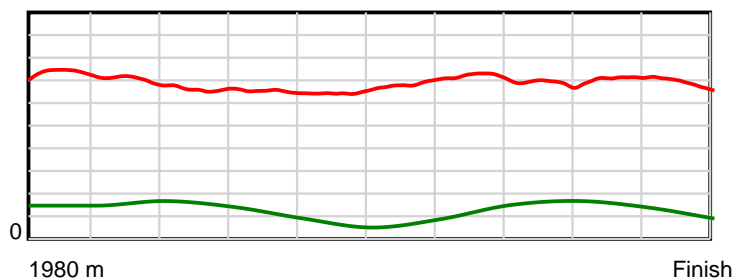
10 m Stride length



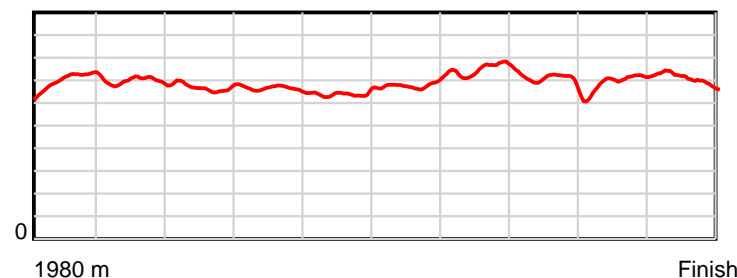
0.6 s Stride duration



20 m/sec Speed



100 % Stride efficiency



Note: Horizontal distance axis grid lines are 200m furlongs.

## Disclaimer.

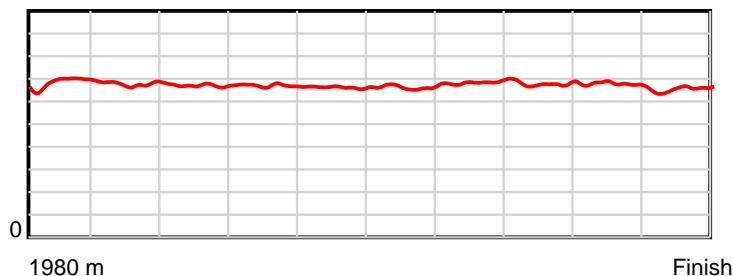
HRNZ and NZMTC and Thoroughbred Ratings Pty Ltd accepts no responsibility for the completeness or accuracy of any of the information contained herein, and makes no representations about its suitability for any particular purpose. Users should make their own judgements about those matters and/or seek independent advice. You assume all risks associated with use of the data provided on this page.

# Race Results

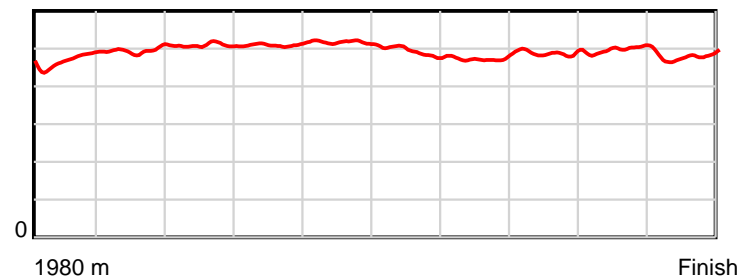
May 07, 2025, Race 1, IRT. YOUR HORSE. OUR PASSION. MOBILE PACE, Distance 1980m, Addington - Survey 1980m

Result	TAB no.	Horse (Barrier)	1980 to	1800m to	1600m to	1400m to	1200m to	1000m to	800m to	600m to	400m to	200m to	Total or	Margin
5th	8	<b>Super Fund (8)</b>	<b>1800m</b>	<b>1600m</b>	<b>1400m</b>	<b>1200m</b>	<b>1000m</b>	<b>800m</b>	<b>600m</b>	<b>400m</b>	<b>200m</b>	<b>WP</b>	<b>Average</b>	
		Position in running (margin)	-	6(3.9)	7(9.2)	7(9.0)	7(7.3)	8(7.4)	8(9.6)	8(7.7)	8(9.3)	9(7.6)		6.30
		Sectional time (s)	12.73	14.84	15.13	15.30	16.03	15.32	13.91	14.44	14.48	14.85		
		Cumulative time (s)	147.03	134.30	119.46	104.33	89.03	73.00	57.68	43.77	29.33	14.85	2:27.03	
		Speed (m/s)	14.14	13.48	13.22	13.07	12.48	13.05	14.38	13.85	13.81	13.47	13.47	
		Stride length (m)	6.80	6.68	6.72	6.66	6.45	6.41	6.82	6.75	6.89	6.46	6.66	
		Stride duration (s)	0.470	0.496	0.509	0.510	0.517	0.491	0.475	0.488	0.499	0.479	0.495	
		Stride efficiency (%)	72.29	69.83	70.66	69.38	64.96	64.22	72.76	71.24	74.12	65.15	69.31	
		Stride count	26.46	29.92	29.74	30.02	31.02	31.20	29.31	29.62	29.04	30.97	297.30	

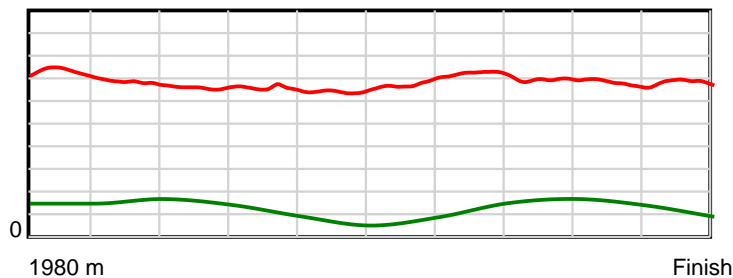
10 m Stride length



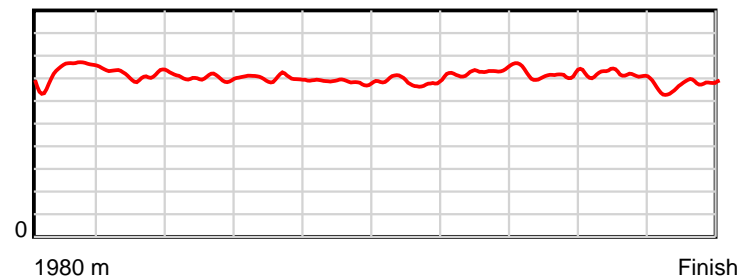
0.6 s Stride duration



20 m/sec Speed



100 % Stride efficiency



Note: Horizontal distance axis grid lines are 200m furlongs.

## Disclaimer.

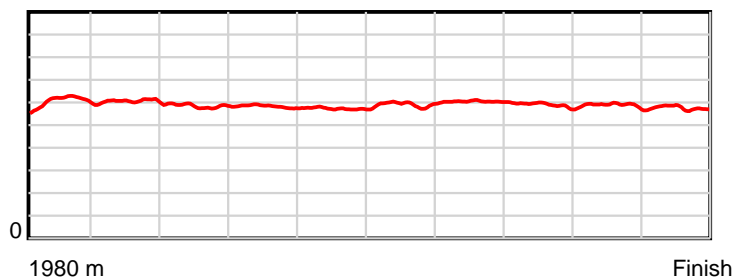
HRNZ and NZMTC and Thoroughbred Ratings Pty Ltd accepts no responsibility for the completeness or accuracy of any of the information contained herein, and makes no representations about its suitability for any particular purpose. Users should make their own judgements about those matters and/or seek independent advice. You assume all risks associated with use of the data provided on this page.

# Race Results

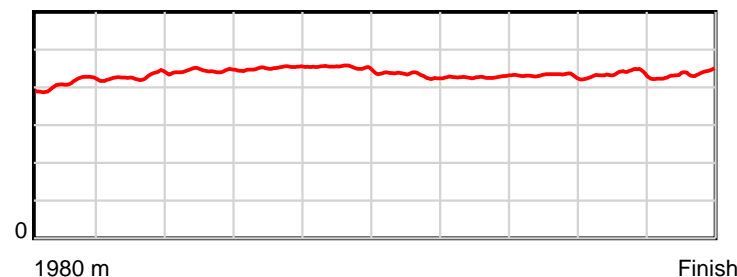
May 07, 2025, Race 1, IRT. YOUR HORSE. OUR PASSION. MOBILE PACE, Distance 1980m, Addington - Survey 1980m

Result	TAB no.	Horse (Barrier)	1980 to	1800m to	1600m to	1400m to	1200m to	1000m to	800m to	600m to	400m to	200m to	Total or	Margin
6th	1	<b>Terror Ma Sue (1)</b>	<b>1800m</b>	<b>1600m</b>	<b>1400m</b>	<b>1200m</b>	<b>1000m</b>	<b>800m</b>	<b>600m</b>	<b>400m</b>	<b>200m</b>	<b>WP</b>	<b>Average</b>	
		Position in running (margin)	-	5(3.4)	5(5.2)	4(4.0)	5(3.7)	6(4.1)	5(4.4)	6(4.3)	6(7.1)	7(6.0)		7.10
		Sectional time (s)	12.61	14.26	14.97	15.53	16.09	15.00	14.19	14.66	14.56	15.32		
		Cumulative time (s)	147.19	134.58	120.32	105.35	89.82	73.73	58.73	44.54	29.88	15.32	2:27.19	
		Speed (m/s)	14.27	14.03	13.36	12.88	12.43	13.33	14.09	13.64	13.74	13.05	13.45	
		Stride length (m)	6.03	6.00	5.94	5.81	5.63	5.76	6.03	5.88	5.98	5.69	5.87	
		Stride duration (s)	0.411	0.428	0.444	0.451	0.453	0.432	0.428	0.431	0.435	0.436	0.436	
		Stride efficiency (%)	56.90	56.32	55.05	52.74	49.52	51.93	56.75	54.06	55.90	50.59	53.85	
		Stride count	29.83	33.32	33.70	34.43	35.53	34.69	33.19	34.00	33.44	35.15	337.28	

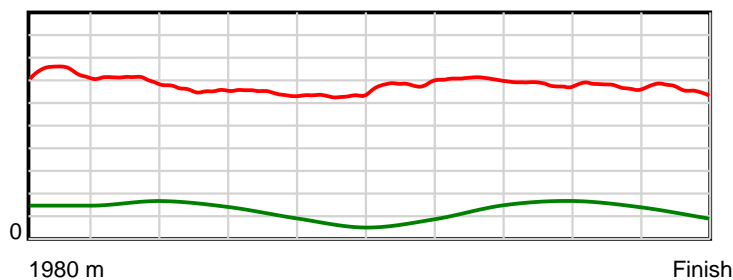
10 m Stride length



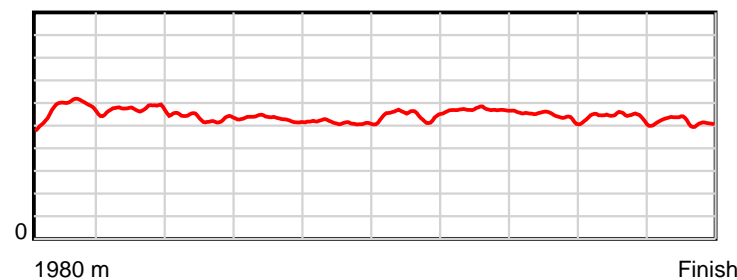
0.6 s Stride duration



20 m/sec Speed



100 % Stride efficiency



Note: Horizontal distance axis grid lines are 200m furlongs.

## Disclaimer.

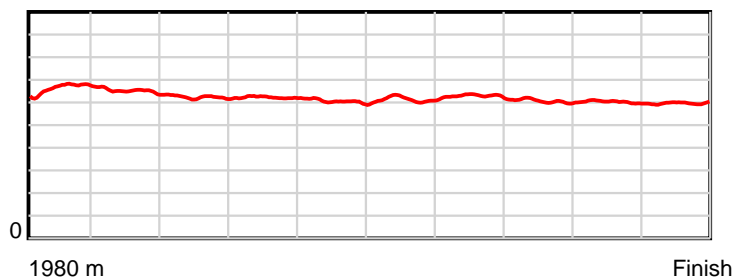
HRNZ and NZMTC and Thoroughbred Ratings Pty Ltd accepts no responsibility for the completeness or accuracy of any of the information contained herein, and makes no representations about its suitability for any particular purpose. Users should make their own judgements about those matters and/or seek independent advice. You assume all risks associated with use of the data provided on this page.

# Race Results

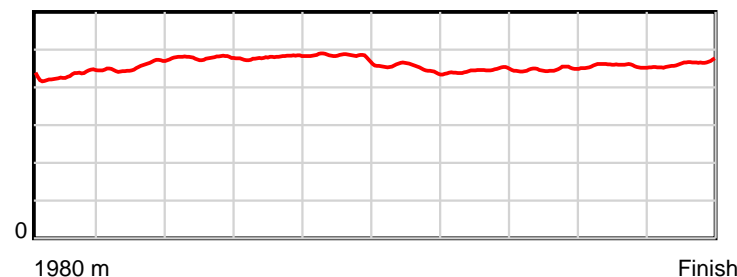
May 07, 2025, Race 1, IRT. YOUR HORSE. OUR PASSION. MOBILE PACE, Distance 1980m, Addington - Survey 1980m

Result	TAB no.	Horse (Barrier)	1980 to	1800m to	1600m to	1400m to	1200m to	1000m to	800m to	600m to	400m to	200m to	Total or	Margin
7th	5	<b>She's A Jewel (5)</b>	<b>1800m</b>	<b>1600m</b>	<b>1400m</b>	<b>1200m</b>	<b>1000m</b>	<b>800m</b>	<b>600m</b>	<b>400m</b>	<b>200m</b>	<b>WP</b>	<b>Average</b>	
		Position in running (margin)	-	1(0.0)	1(0.0)	1(0.0)	1(0.0)	1(0.0)	2(0.1)	1(0.0)	2(3.1)	3(4.4)		7.70
		Sectional time (s)	12.32	13.96	15.17	15.57	16.03	14.98	14.19	14.71	14.97	15.40		
		Cumulative time (s)	147.30	134.98	121.02	105.85	90.28	74.25	59.27	45.08	30.37	15.40	2:27.30	
		Speed (m/s)	14.61	14.33	13.18	12.85	12.48	13.35	14.09	13.60	13.36	12.99	13.44	
		Stride length (m)	6.55	6.53	6.31	6.16	6.02	6.03	6.27	6.09	6.12	6.01	6.20	
		Stride duration (s)	0.431	0.456	0.479	0.480	0.482	0.452	0.445	0.448	0.458	0.463	0.461	
		Stride efficiency (%)	67.05	66.71	62.29	59.32	56.59	56.83	61.44	57.87	58.46	56.48	60.06	
		Stride count	27.48	30.61	31.68	32.46	33.24	33.16	31.90	32.87	32.70	33.27	319.37	

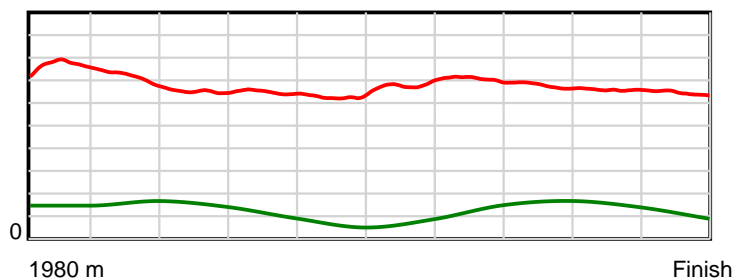
10 m Stride length



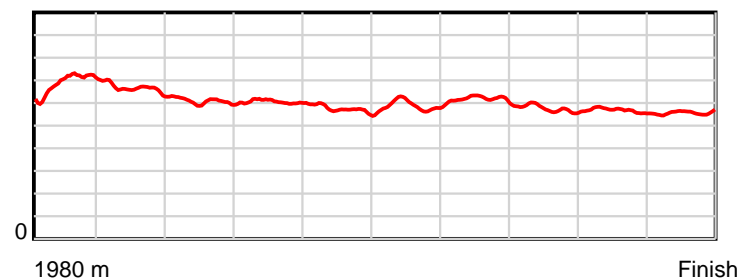
0.6 s Stride duration



20 m/sec Speed



100 % Stride efficiency



Note: Horizontal distance axis grid lines are 200m furlongs.

## Disclaimer.

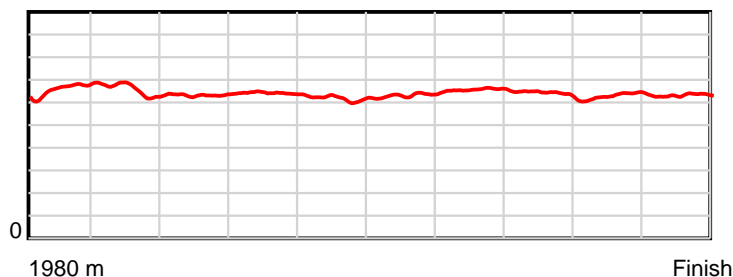
HRNZ and NZMTC and Thoroughbred Ratings Pty Ltd accepts no responsibility for the completeness or accuracy of any of the information contained herein, and makes no representations about its suitability for any particular purpose. Users should make their own judgements about those matters and/or seek independent advice. You assume all risks associated with use of the data provided on this page.

# Race Results

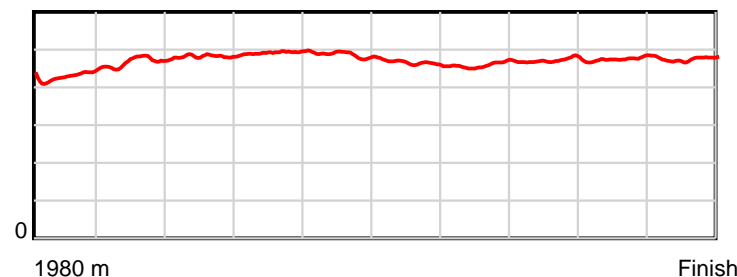
May 07, 2025, Race 1, IRT. YOUR HORSE. OUR PASSION. MOBILE PACE, Distance 1980m, Addington - Survey 1980m

Result	TAB no.	Horse (Barrier)	1980 to	1800m to	1600m to	1400m to	1200m to	1000m to	800m to	600m to	400m to	200m to	Total or	Margin
8th	7	Stunna (7)	1800m	1600m	1400m	1200m	1000m	800m	600m	400m	200m	WP	Average	
		Position in running (margin)	-	2(0.2)	3(3.0)	3(2.5)	2(1.5)	3(2.6)	4(3.5)	4(2.3)	4(6.0)	8(7.6)		7.80
		Sectional time (s)	12.21	14.43	15.08	15.40	16.22	15.11	14.01	14.81	15.01	15.02		
		Cumulative time (s)	147.30	135.09	120.66	105.58	90.18	73.96	58.85	44.84	30.03	15.02	2:27.30	
		Speed (m/s)	14.74	13.86	13.26	12.99	12.33	13.24	14.28	13.50	13.32	13.32	13.44	
		Stride length (m)	6.55	6.48	6.39	6.39	6.00	6.15	6.56	6.37	6.34	6.32	6.35	
		Stride duration (s)	0.430	0.467	0.482	0.492	0.486	0.464	0.460	0.471	0.476	0.475	0.472	
		Stride efficiency (%)	67.12	65.55	63.88	63.88	56.16	59.06	67.24	63.35	62.80	62.36	62.97	
		Stride count	27.46	30.88	31.28	31.28	33.36	32.53	30.49	31.41	31.55	31.66	311.90	

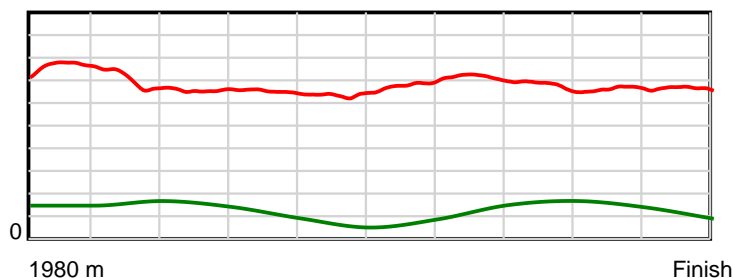
10 m Stride length



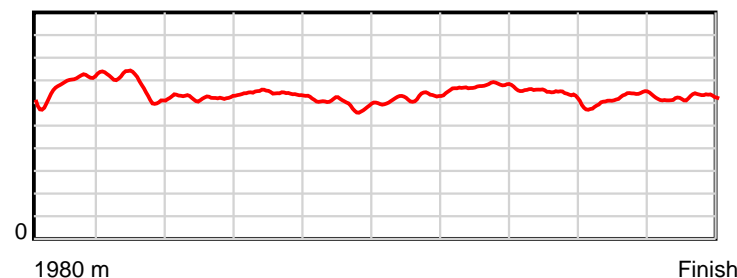
0.6 s Stride duration



20 m/sec Speed



100 % Stride efficiency



Note: Horizontal distance axis grid lines are 200m furlongs.

**Disclaimer.**

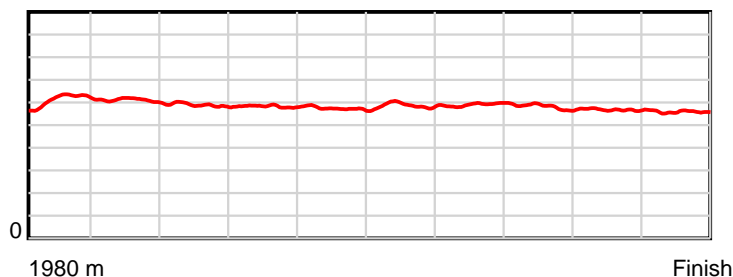
HRNZ and NZMTC and Thoroughbred Ratings Pty Ltd accepts no responsibility for the completeness or accuracy of any of the information contained herein, and makes no representations about its suitability for any particular purpose. Users should make their own judgements about those matters and/or seek independent advice. You assume all risks associated with use of the data provided on this page.

# Race Results

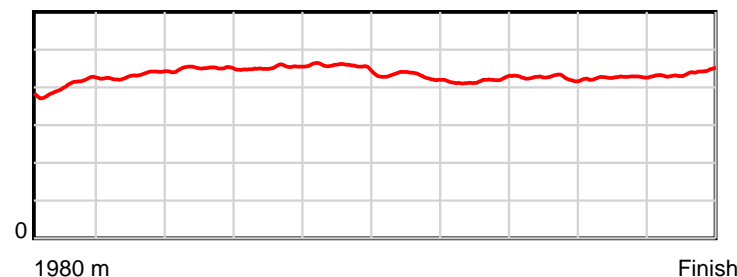
May 07, 2025, Race 1, IRT. YOUR HORSE. OUR PASSION. MOBILE PACE, Distance 1980m, Addington - Survey 1980m

Result	TAB no.	Horse (Barrier)	1980 to	1800m to	1600m to	1400m to	1200m to	1000m to	800m to	600m to	400m to	200m to	Total or	Margin
9th	2	Kalatra (2)	1800m	1600m	1400m	1200m	1000m	800m	600m	400m	200m	WP	Average	
		Position in running (margin)	-	3(1.3)	2(2.7)	2(2.1)	3(1.9)	2(2.1)	3(2.1)	3(1.9)	3(4.9)	5(5.5)		9.40
		Sectional time (s)	12.37	14.19	15.07	15.53	16.06	14.95	14.19	14.69	14.86	15.69		
		Cumulative time (s)	147.60	135.23	121.04	105.97	90.44	74.38	59.43	45.24	30.55	15.69	2:27.60	
		Speed (m/s)	14.55	14.09	13.27	12.88	12.45	13.38	14.09	13.61	13.46	12.75	13.41	
		Stride length (m)	6.07	6.10	5.97	5.82	5.68	5.75	5.89	5.79	5.73	5.59	5.83	
		Stride duration (s)	0.404	0.433	0.450	0.452	0.456	0.430	0.418	0.425	0.426	0.438	0.435	
		Stride efficiency (%)	57.61	58.05	55.75	52.98	50.49	51.66	54.21	52.37	51.40	48.77	53.17	
		Stride count	29.65	32.81	33.48	34.35	35.19	34.78	33.96	34.55	34.87	35.80	339.44	

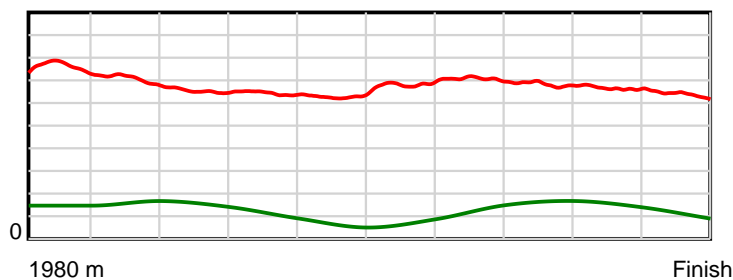
10 m Stride length



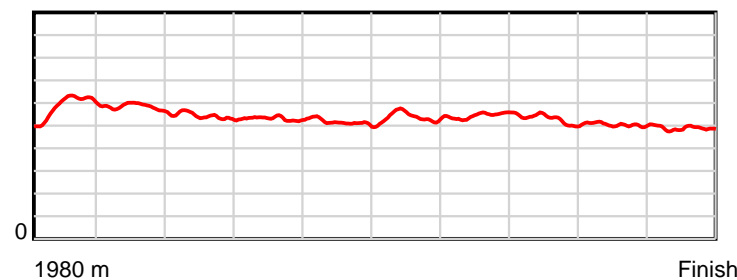
0.6 s Stride duration



20 m/sec Speed



100 % Stride efficiency



Note: Horizontal distance axis grid lines are 200m furlongs.

## Disclaimer.

HRNZ and NZMTC and Thoroughbred Ratings Pty Ltd accepts no responsibility for the completeness or accuracy of any of the information contained herein, and makes no representations about its suitability for any particular purpose. Users should make their own judgements about those matters and/or seek independent advice. You assume all risks associated with use of the data provided on this page.



# Race Results



May 07, 2025, Race 2, SHARE THE DREAM WITH WOODLANDS STUD MOBILE PACE, Distance 2600m, Addington - Survey 3200m

Result	TAB no.	Horse (Barrier)	2600 to	2400m to
1st	3	Lily's A Star (3)	2400m	2200m
		Position in running (margin)	-	2(1.2)
		Sectional time (s)	12.88	14.99
		Cumulative time (s)	195.27	182.39
		Speed (m/s)	15.53	13.34
		Stride length (m)	6.24	6.02
		Stride duration (s)	0.398	0.451
		Stride efficiency (%)	60.92	56.65
		Stride count	32.03	33.22

## Disclaimer.

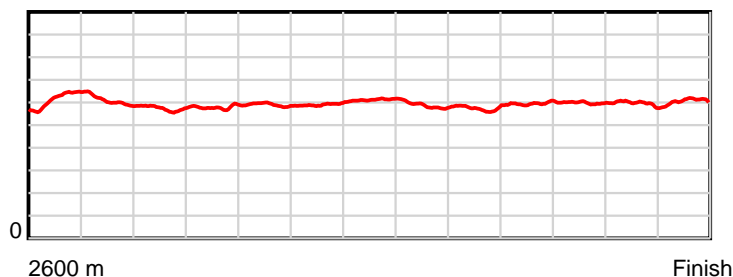
HRNZ and NZMTC and Thoroughbred Ratings Pty Ltd accepts no responsibility for the completeness or accuracy of any of the information contained herein, and makes no representations about its suitability for any particular purpose. Users should make their own judgements about those matters and/or seek independent advice. You assume all risks associated with use of the data provided on this page.

# Race Results

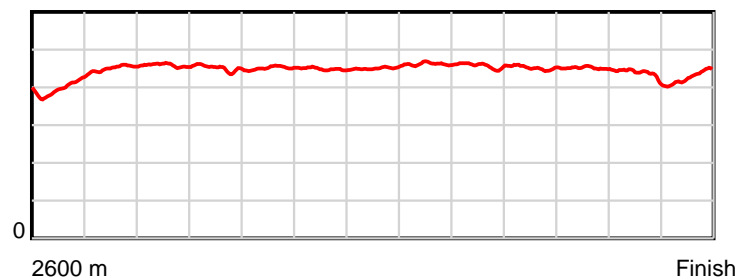
May 07, 2025, Race 2, SHARE THE DREAM WITH WOODLANDS STUD MOBILE PACE, Distance 2600m, Addington - Survey 3200m

Result	TAB no.	Horse (Barrier)	2200m to	2000m to	1800m to	1600m to	1400m to	1200m to	1000m to	800m to	600m to	400m to	200m to	Total or	Margin
1st	3	Lily's A Star (3)	2000m	1800m	1600m	1400m	1200m	1000m	800m	600m	400m	200m	WP	Average	
		Position in running (margin)	2(1.8)	2(2.3)	2(1.9)	2(1.9)	2(1.5)	2(1.7)	2(1.6)	2(1.8)	2(1.8)	2(2.0)	2(1.3)		0.00
		Sectional time (s)	16.38	15.57	15.25	14.77	14.74	15.84	16.26	15.19	15.03	14.27	14.10		
		Cumulative time (s)	167.40	151.02	135.45	120.20	105.43	90.69	74.85	58.59	43.40	28.37	14.10	3:15.27	
		Speed (m/s)	12.21	12.85	13.11	13.54	13.57	12.63	12.30	13.17	13.31	14.02	14.18	13.32	
		Stride length (m)	5.59	5.79	5.92	6.07	6.11	5.83	5.62	5.94	6.00	6.11	6.05	5.94	
		Stride duration (s)	0.458	0.451	0.451	0.448	0.451	0.462	0.457	0.451	0.451	0.436	0.427	0.446	
		Stride efficiency (%)	48.90	52.47	54.75	57.60	58.40	53.12	49.44	55.16	56.28	58.29	57.19	55.16	
		Stride count	35.75	34.51	33.79	32.94	32.72	34.30	35.56	33.66	33.33	32.75	33.06	437.62	

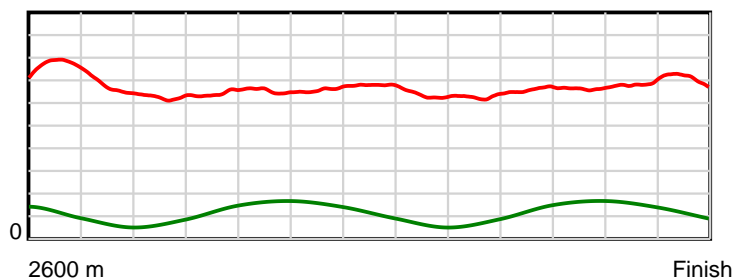
10 m Stride length



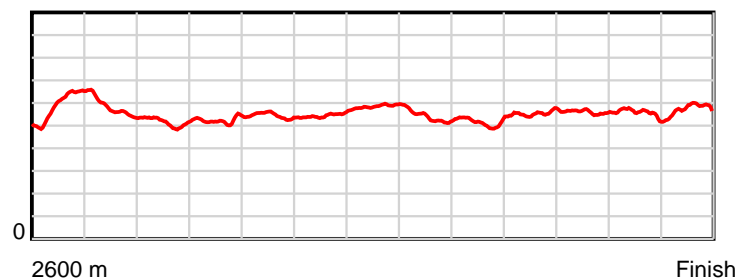
0.6 s Stride duration



20 m/sec Speed



100 % Stride efficiency



Note: Horizontal distance axis grid lines are 200m furlongs.

## Disclaimer.

HRNZ and NZMTC and Thoroughbred Ratings Pty Ltd accepts no responsibility for the completeness or accuracy of any of the information contained herein, and makes no representations about its suitability for any particular purpose. Users should make their own judgements about those matters and/or seek independent advice. You assume all risks associated with use of the data provided on this page.



# Race Results



May 07, 2025, Race 2, SHARE THE DREAM WITH WOODLANDS STUD MOBILE PACE, Distance 2600m, Addington - Survey 3200m

Result	TAB no.	Horse (Barrier)	2600 to	2400m to
2nd	4	Okiwi Bay (4)	2400m	2200m
		Position in running (margin)	-	5(7.2)
		Sectional time (s)	13.79	15.43
		Cumulative time (s)	195.49	181.70
		Speed (m/s)	14.50	12.96
		Stride length (m)	6.58	6.12
		Stride duration (s)	0.449	0.472
		Stride efficiency (%)	67.62	58.44
		Stride count	30.40	32.71

#### Disclaimer.

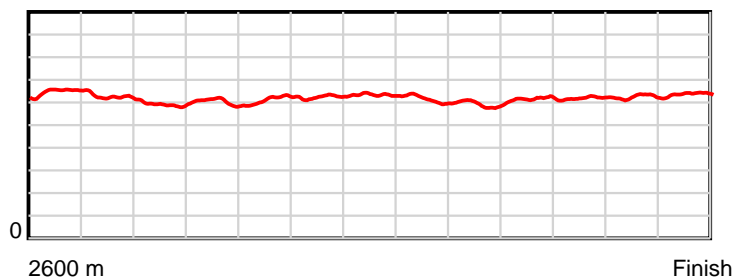
HRNZ and NZMTC and Thoroughbred Ratings Pty Ltd accepts no responsibility for the completeness or accuracy of any of the information contained herein, and makes no representations about its suitability for any particular purpose. Users should make their own judgements about those matters and/or seek independent advice. You assume all risks associated with use of the data provided on this page.

# Race Results

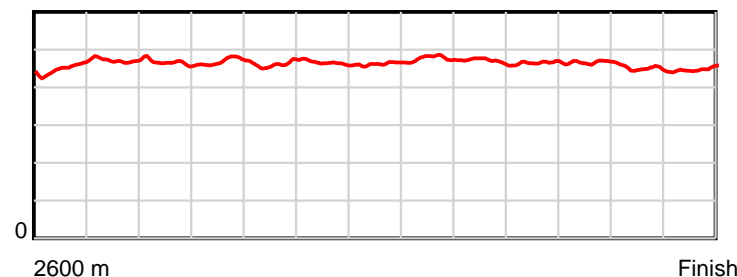
May 07, 2025, Race 2, SHARE THE DREAM WITH WOODLANDS STUD MOBILE PACE, Distance 2600m, Addington - Survey 3200m

Result	TAB no.	Horse (Barrier)	2200m to	2000m to	1800m to	1600m to	1400m to	1200m to	1000m to	800m to	600m to	400m to	200m to	Total or	Margin
2nd	4	Okiwi Bay (4)	2000m	1800m	1600m	1400m	1200m	1000m	800m	600m	400m	200m	WP	Average	
		Position in running (margin)	5(10.4)	5(9.7)	5(8.8)	5(7.9)	5(6.7)	5(5.8)	5(6.1)	5(6.4)	5(5.6)	4(5.7)	3(3.4)		1.20
		Sectional time (s)	16.17	15.50	15.08	14.64	14.57	15.89	16.28	15.06	15.01	14.01	14.06		
		Cumulative time (s)	166.27	150.10	134.60	119.52	104.88	90.31	74.42	58.14	43.08	28.07	14.06	3:15.49	
		Speed (m/s)	12.37	12.90	13.26	13.66	13.73	12.59	12.29	13.28	13.32	14.28	14.22	13.30	
		Stride length (m)	5.77	6.06	6.12	6.35	6.35	6.00	5.77	6.18	6.22	6.41	6.37	6.17	
		Stride duration (s)	0.466	0.470	0.462	0.465	0.463	0.477	0.470	0.465	0.467	0.449	0.448	0.464	
		Stride efficiency (%)	51.95	57.37	58.60	62.96	62.98	56.20	52.08	59.65	60.40	64.19	63.48	59.43	
		Stride count	34.69	33.01	32.66	31.51	31.50	33.35	34.64	32.37	32.17	31.21	31.38	421.60	

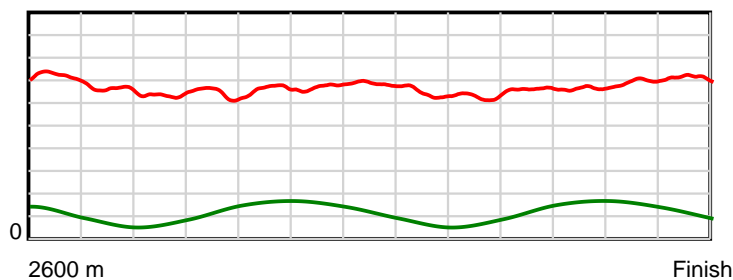
10 m Stride length



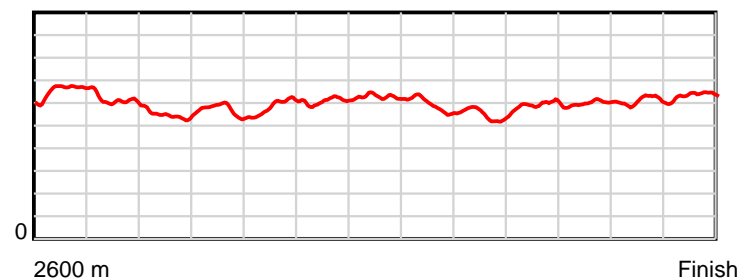
0.6 s Stride duration



20 m/sec Speed



100 % Stride efficiency



Note: Horizontal distance axis grid lines are 200m furlongs.

## Disclaimer.

HRNZ and NZMTC and Thoroughbred Ratings Pty Ltd accepts no responsibility for the completeness or accuracy of any of the information contained herein, and makes no representations about its suitability for any particular purpose. Users should make their own judgements about those matters and/or seek independent advice. You assume all risks associated with use of the data provided on this page.



# Race Results



May 07, 2025, Race 2, SHARE THE DREAM WITH WOODLANDS STUD MOBILE PACE, Distance 2600m, Addington - Survey 3200m

Result	TAB no.	Horse (Barrier)	2600 to	2400m to
3rd	6	<b>Sweet Tartan (6)</b>	<b>2400m</b>	<b>2200m</b>
		Position in running (margin)	-	1(0.0)
		Sectional time (s)	12.71	14.90
		Cumulative time (s)	195.52	182.81
		Speed (m/s)	15.74	13.42
		Stride length (m)	6.77	6.23
		Stride duration (s)	0.423	0.464
		Stride efficiency (%)	71.56	60.66
		Stride count	29.56	32.10

#### Disclaimer.

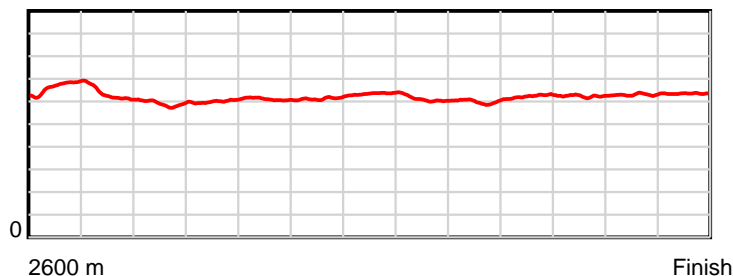
HRNZ and NZMTC and Thoroughbred Ratings Pty Ltd accepts no responsibility for the completeness or accuracy of any of the information contained herein, and makes no representations about its suitability for any particular purpose. Users should make their own judgements about those matters and/or seek independent advice. You assume all risks associated with use of the data provided on this page.

# Race Results

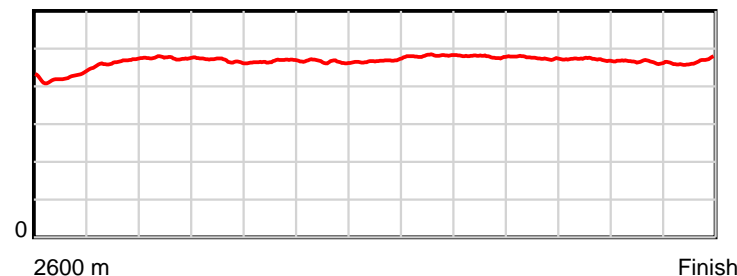
May 07, 2025, Race 2, SHARE THE DREAM WITH WOODLANDS STUD MOBILE PACE, Distance 2600m, Addington - Survey 3200m

Result	TAB no.	Horse (Barrier)	2200m to	2000m to	1800m to	1600m to	1400m to	1200m to	1000m to	800m to	600m to	400m to	200m to	Total or	Margin
3rd	6	Sweet Tartan (6)	2000m	1800m	1600m	1400m	1200m	1000m	800m	600m	400m	200m	WP	Average	
		Position in running (margin)	1(0.0)	1(0.0)	1(0.0)	1(0.0)	1(0.0)	1(0.0)	1(0.0)	1(0.0)	1(0.0)	1(0.0)	1(0.0)		1.40
		Sectional time (s)	16.30	15.64	15.24	14.83	14.72	15.85	16.23	15.19	15.00	14.39	14.52		
		Cumulative time (s)	167.91	151.61	135.97	120.73	105.90	91.18	75.33	59.10	43.91	28.91	14.52	3:15.52	
		Speed (m/s)	12.27	12.79	13.12	13.49	13.59	12.62	12.32	13.17	13.33	13.90	13.77	13.30	
		Stride length (m)	5.83	5.99	6.13	6.28	6.35	6.07	5.90	6.25	6.28	6.47	6.41	6.22	
		Stride duration (s)	0.475	0.468	0.467	0.465	0.468	0.481	0.479	0.475	0.471	0.466	0.466	0.468	
		Stride efficiency (%)	53.19	56.06	58.71	61.54	63.08	57.66	54.37	61.10	61.68	65.46	64.30	60.45	
		Stride count	34.28	33.39	32.63	31.87	31.48	32.92	33.91	31.99	31.83	30.90	31.18	418.04	

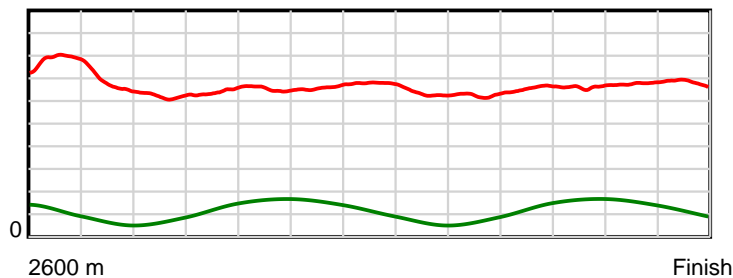
10 m Stride length



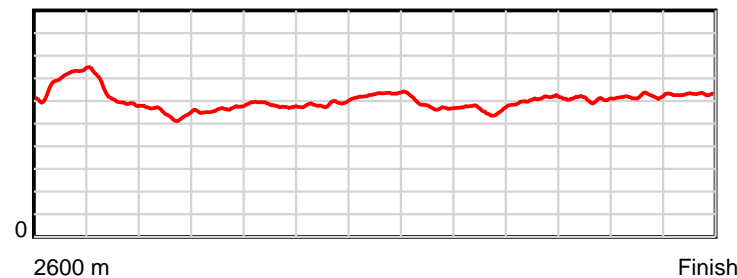
0.6 s Stride duration



20 m/sec Speed



100 % Stride efficiency



Note: Horizontal distance axis grid lines are 200m furlongs.

## Disclaimer.

HRNZ and NZMTC and Thoroughbred Ratings Pty Ltd accepts no responsibility for the completeness or accuracy of any of the information contained herein, and makes no representations about its suitability for any particular purpose. Users should make their own judgements about those matters and/or seek independent advice. You assume all risks associated with use of the data provided on this page.



# Race Results



May 07, 2025, Race 2, SHARE THE DREAM WITH WOODLANDS STUD MOBILE PACE, Distance 2600m, Addington - Survey 3200m

Result	TAB no.	Horse (Barrier)	2600 to	2400m to
4th	2	<b>Hoo Haa (2)</b>	<b>2400m</b>	<b>2200m</b>
		Position in running (margin)	-	4(7.1)
		Sectional time (s)	13.73	15.12
		Cumulative time (s)	196.29	182.56
		Speed (m/s)	14.57	13.23
		Stride length (m)	6.19	5.85
		Stride duration (s)	0.422	0.443
		Stride efficiency (%)	59.82	53.57
		Stride count	32.33	34.16

#### Disclaimer.

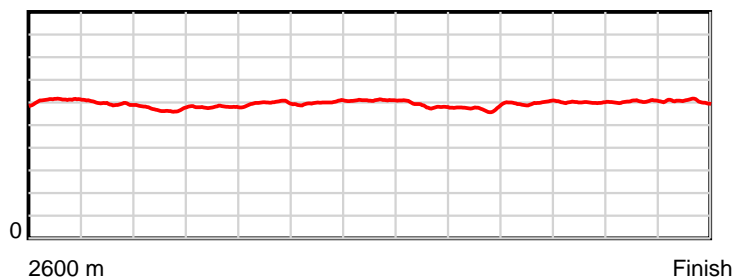
HRNZ and NZMTC and Thoroughbred Ratings Pty Ltd accepts no responsibility for the completeness or accuracy of any of the information contained herein, and makes no representations about its suitability for any particular purpose. Users should make their own judgements about those matters and/or seek independent advice. You assume all risks associated with use of the data provided on this page.

# Race Results

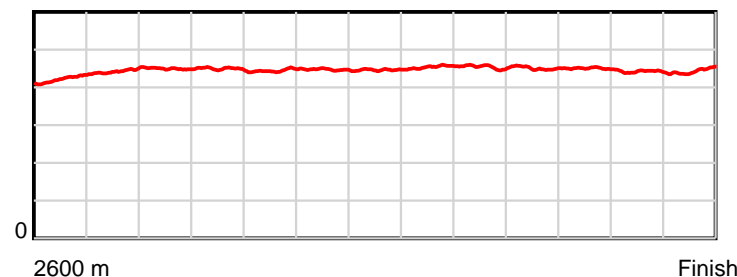
May 07, 2025, Race 2, SHARE THE DREAM WITH WOODLANDS STUD MOBILE PACE, Distance 2600m, Addington - Survey 3200m

Result	TAB no.	Horse (Barrier)	2200m to	2000m to	1800m to	1600m to	1400m to	1200m to	1000m to	800m to	600m to	400m to	200m to	Total or	Margin
4th	2	Hoo Haa (2)	2000m	1800m	1600m	1400m	1200m	1000m	800m	600m	400m	200m	WP	Average	
		Position in running (margin)	4(8.4)	4(7.6)	4(7.4)	4(5.9)	4(5.1)	4(4.8)	3(3.6)	3(3.6)	3(3.6)	3(3.8)	4(4.1)		5.70
		Sectional time (s)	16.16	15.61	14.99	14.70	14.67	15.65	16.23	15.19	15.03	14.44	14.77		
		Cumulative time (s)	167.44	151.28	135.67	120.68	105.98	91.31	75.66	59.43	44.24	29.21	14.77	3:16.29	
		Speed (m/s)	12.38	12.81	13.34	13.61	13.63	12.78	12.32	13.17	13.31	13.85	13.54	13.25	
		Stride length (m)	5.56	5.76	5.94	6.08	6.08	5.80	5.59	5.93	5.98	6.12	6.01	5.91	
		Stride duration (s)	0.449	0.449	0.445	0.447	0.446	0.454	0.454	0.451	0.450	0.442	0.444	0.446	
		Stride efficiency (%)	48.32	51.82	55.08	57.71	57.83	52.59	48.91	55.03	55.97	58.54	56.44	54.57	
		Stride count	35.97	34.73	33.69	32.91	32.88	34.48	35.75	33.70	33.42	32.68	33.28	439.98	

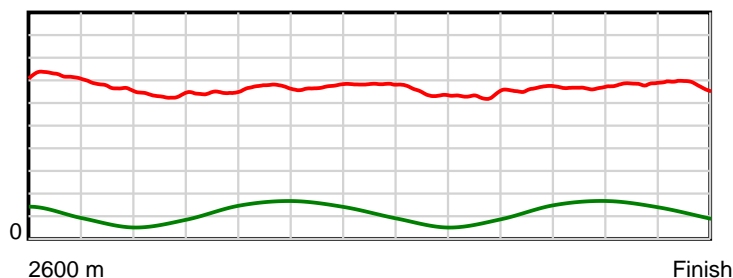
10 m Stride length



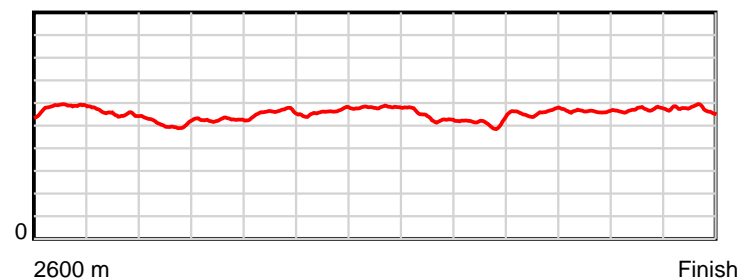
0.6 s Stride duration



20 m/sec Speed



100 % Stride efficiency



Note: Horizontal distance axis grid lines are 200m furlongs.

## Disclaimer.

HRNZ and NZMTC and Thoroughbred Ratings Pty Ltd accepts no responsibility for the completeness or accuracy of any of the information contained herein, and makes no representations about its suitability for any particular purpose. Users should make their own judgements about those matters and/or seek independent advice. You assume all risks associated with use of the data provided on this page.



# Race Results



May 07, 2025, Race 2, SHARE THE DREAM WITH WOODLANDS STUD MOBILE PACE, Distance 2600m, Addington - Survey 3200m

Result	TAB no.	Horse (Barrier)	2600 to	2400m to
5th	1	<b>Ester Lucy (1)</b>	<b>2400m</b>	<b>2200m</b>
		Position in running (margin)	-	3(4.2)
		Sectional time (s)	13.29	15.11
		Cumulative time (s)	196.39	183.10
		Speed (m/s)	15.05	13.24
		Stride length (m)	6.84	6.55
		Stride duration (s)	0.450	0.495
		Stride efficiency (%)	73.20	67.14
		Stride count	29.22	30.51

#### Disclaimer.

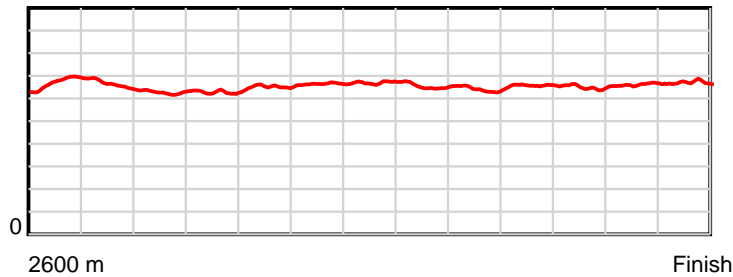
HRNZ and NZMTC and Thoroughbred Ratings Pty Ltd accepts no responsibility for the completeness or accuracy of any of the information contained herein, and makes no representations about its suitability for any particular purpose. Users should make their own judgements about those matters and/or seek independent advice. You assume all risks associated with use of the data provided on this page.

# Race Results

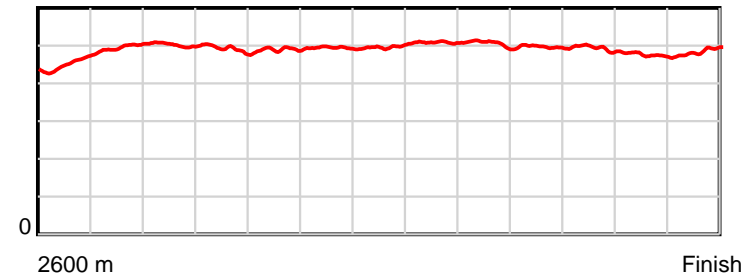
May 07, 2025, Race 2, SHARE THE DREAM WITH WOODLANDS STUD MOBILE PACE, Distance 2600m, Addington - Survey 3200m

Result	TAB no.	Horse (Barrier)	2200m to	2000m to	1800m to	1600m to	1400m to	1200m to	1000m to	800m to	600m to	400m to	200m to	Total or	Margin
5th	1	<b>Ester Lucy (1)</b>	<b>2000m</b>	<b>1800m</b>	<b>1600m</b>	<b>1400m</b>	<b>1200m</b>	<b>1000m</b>	<b>800m</b>	<b>600m</b>	<b>400m</b>	<b>200m</b>	<b>WP</b>	<b>Average</b>	
		Position in running (margin)	3(5.5)	3(5.2)	3(4.5)	3(3.6)	3(2.7)	3(3.6)	4(3.8)	4(4.1)	4(3.8)	5(5.9)	5(6.4)		6.30
		Sectional time (s)	16.24	15.53	15.09	14.68	14.88	15.88	16.28	15.13	15.36	14.47	14.45		
		Cumulative time (s)	167.99	151.75	136.22	121.13	106.45	91.57	75.69	59.41	44.28	28.92	14.45	3:16.39	
		Speed (m/s)	12.32	12.88	13.25	13.62	13.44	12.59	12.29	13.22	13.02	13.82	13.84	13.24	
		Stride length (m)	6.18	6.33	6.49	6.73	6.67	6.40	6.20	6.57	6.42	6.55	6.73	6.51	
		Stride duration (s)	0.502	0.492	0.490	0.494	0.496	0.508	0.505	0.497	0.493	0.474	0.486	0.492	
		Stride efficiency (%)	59.67	62.70	65.85	70.82	69.48	64.01	60.12	67.37	64.42	67.11	70.67	66.17	
		Stride count	32.37	31.57	30.81	29.71	29.99	31.25	32.24	30.46	31.15	30.52	29.74	399.54	

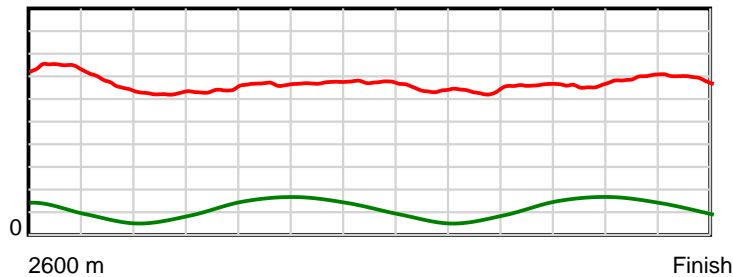
10 m Stride length



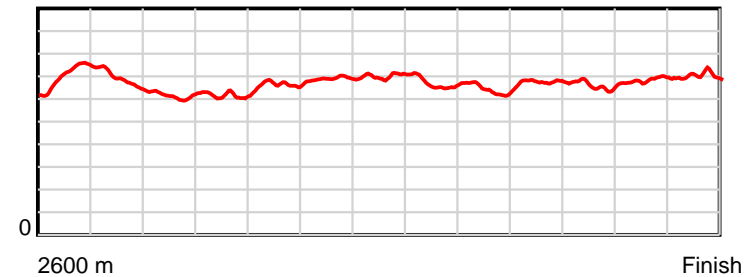
0.6 s Stride duration



20 m/sec Speed



100 % Stride efficiency



Note: Horizontal distance axis grid lines are 200m furlongs.

**Disclaimer.**

HRNZ and NZMTC and Thoroughbred Ratings Pty Ltd accepts no responsibility for the completeness or accuracy of any of the information contained herein, and makes no representations about its suitability for any particular purpose. Users should make their own judgements about those matters and/or seek independent advice. You assume all risks associated with use of the data provided on this page.



# Race Results



May 07, 2025, Race 2, SHARE THE DREAM WITH WOODLANDS STUD MOBILE PACE, Distance 2600m, Addington - Survey 3200m

Result	TAB no.	Horse (Barrier)	2600 to	2400m to
6th	5	<b>Ambleside Driv... (5)</b>	<b>2400m</b>	<b>2200m</b>
		Position in running (margin)	-	()
		Sectional time (s)		
		Cumulative time (s)	NaN	NaN
		Speed (m/s)		
		Stride length (m)		
		Stride duration (s)		
		Stride efficiency (%)		
		Stride count		

## Disclaimer.

HRNZ and NZMTC and Thoroughbred Ratings Pty Ltd accepts no responsibility for the completeness or accuracy of any of the information contained herein, and makes no representations about its suitability for any particular purpose. Users should make their own judgements about those matters and/or seek independent advice. You assume all risks associated with use of the data provided on this page.

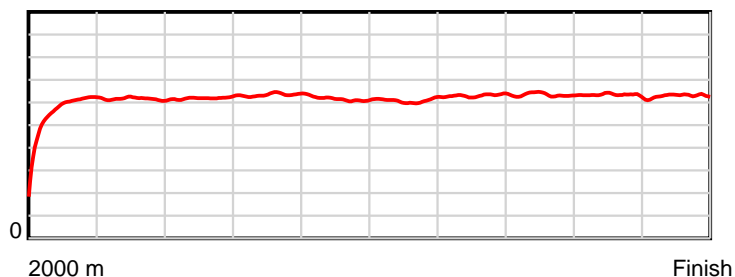


# Race Results

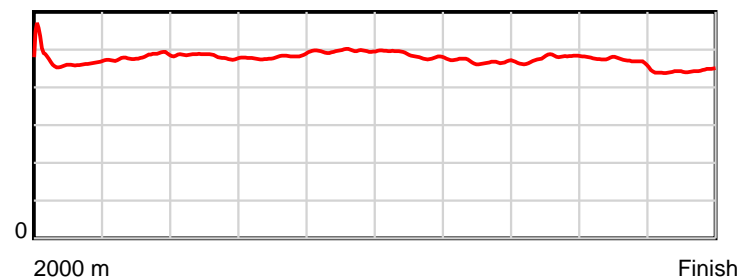
May 07, 2025, Race 3, , Distance 2000m, Addington - Survey 3200m

Result	TAB no.	Horse (Barrier)	2000 to	1800m to	1600m to	1400m to	1200m to	1000m to	800m to	600m to	400m to	200m to	Total or	Margin
1st	5	Monarch Prince (6)	1800m	1600m	1400m	1200m	1000m	800m	600m	400m	200m	WP	Average	
		Position in running (margin)	-	1(0.0)	2(1.3)	2(1.8)	2(1.5)	2(1.2)	2(2.1)	3(1.9)	2(1.5)	3(0.8)		0.00
		Sectional time (s)	16.82	15.73	15.55	15.20	16.20	16.26	14.81	15.07	14.75	14.10		
		Cumulative time (s)	154.49	137.67	121.94	106.39	91.19	74.99	58.73	43.92	28.85	14.10	2:34.49	
		Speed (m/s)	11.89	12.71	12.86	13.16	12.35	12.30	13.50	13.27	13.56	14.18	12.95	
		Stride length (m)	5.71	6.12	6.21	6.33	6.13	5.97	6.32	6.34	6.38	6.29	6.17	
		Stride duration (s)	0.467	0.481	0.483	0.481	0.497	0.485	0.468	0.478	0.471	0.444	0.477	
		Stride efficiency (%)	50.95	58.46	60.34	62.53	58.71	55.66	62.46	62.87	63.63	61.91	59.57	
		Stride count	35.02	32.70	32.19	31.62	32.63	33.51	31.63	31.53	31.34	31.77	323.94	

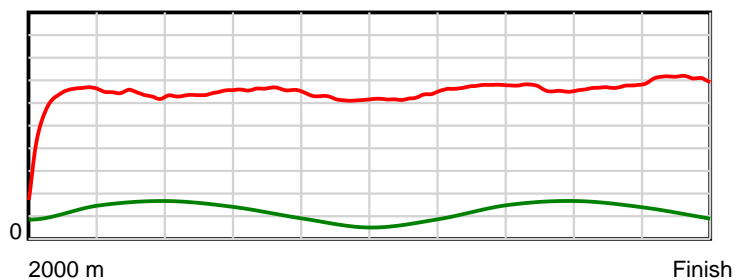
10 m Stride length



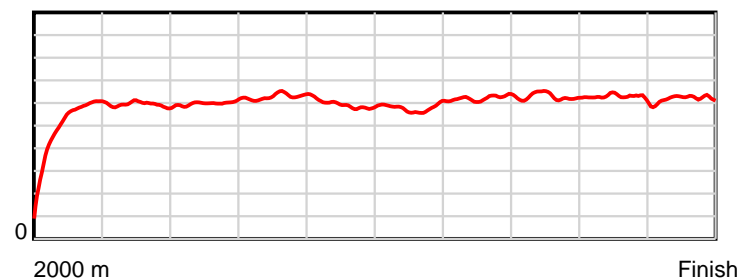
0.6 s Stride duration



20 m/sec Speed



100 % Stride efficiency



Note: Horizontal distance axis grid lines are 200m furlongs.

## Disclaimer.

HRNZ and NZMTC and Thoroughbred Ratings Pty Ltd accepts no responsibility for the completeness or accuracy of any of the information contained herein, and makes no representations about its suitability for any particular purpose. Users should make their own judgements about those matters and/or seek independent advice. You assume all risks associated with use of the data provided on this page.

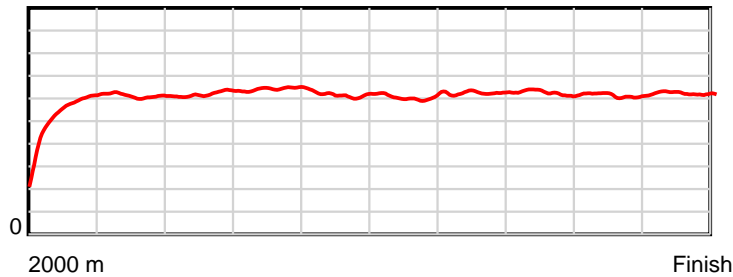


# Race Results

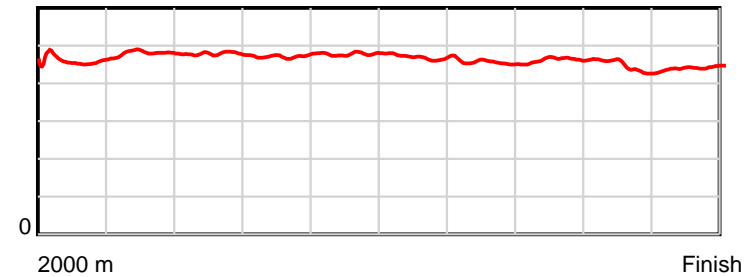
May 07, 2025, Race 3, , Distance 2000m, Addington - Survey 3200m

Result	TAB no.	Horse (Barrier)	2000 to	1800m to	1600m to	1400m to	1200m to	1000m to	800m to	600m to	400m to	200m to	Total or	Margin
2nd	8	<b>Waihemo Hannah (9)</b>	<b>1800m</b>	<b>1600m</b>	<b>1400m</b>	<b>1200m</b>	<b>1000m</b>	<b>800m</b>	<b>600m</b>	<b>400m</b>	<b>200m</b>	<b>WP</b>	<b>Average</b>	
		Position in running (margin)	-	7(8.2)	6(10.5)	7(11.3)	7(8.3)	6(6.0)	5(4.7)	4(2.9)	4(2.6)	4(1.4)		0.30
		Sectional time (s)	18.07	15.89	15.61	14.76	15.86	15.89	14.55	15.09	14.67	14.14		
		Cumulative time (s)	154.53	136.46	120.57	104.96	90.20	74.34	58.45	43.90	28.81	14.14	2:34.53	
		Speed (m/s)	11.07	12.59	12.81	13.55	12.61	12.59	13.75	13.25	13.63	14.14	12.94	
		Stride length (m)	5.30	6.05	6.12	6.39	6.02	5.92	6.25	6.13	6.05	6.25	6.04	
		Stride duration (s)	0.459	0.481	0.478	0.472	0.478	0.470	0.454	0.463	0.444	0.442	0.466	
		Stride efficiency (%)	43.97	57.20	58.62	63.86	56.72	54.69	60.96	58.80	57.21	61.05	56.92	
		Stride count	37.70	33.06	32.65	31.29	33.20	33.81	32.02	32.60	33.06	32.00	331.39	

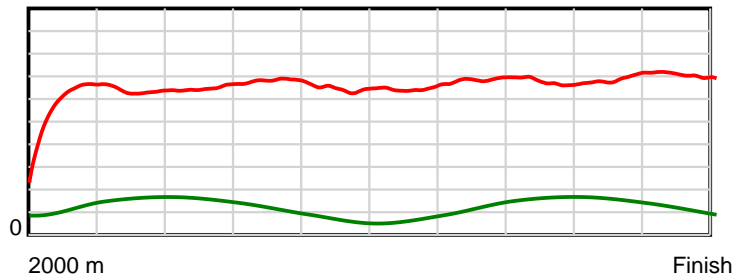
10 m Stride length



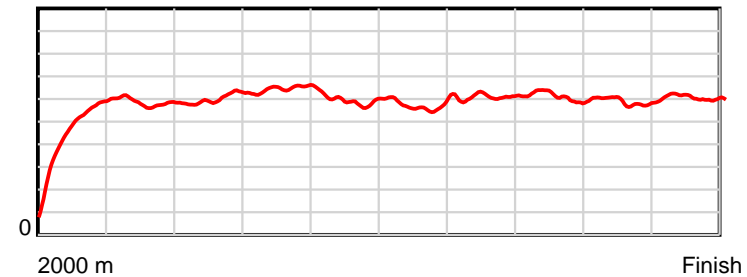
0.6 s Stride duration



20 m/sec Speed



100 % Stride efficiency



Note: Horizontal distance axis grid lines are 200m furlongs.

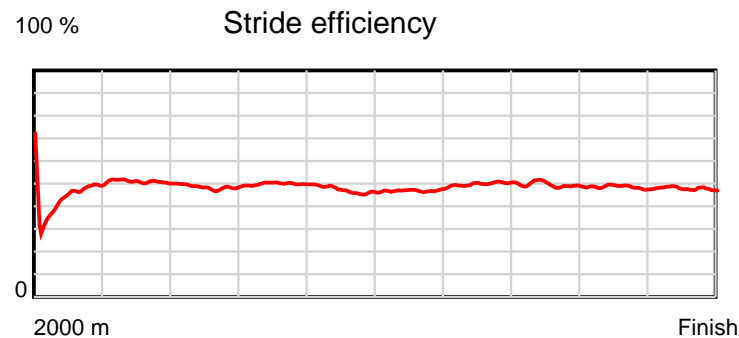
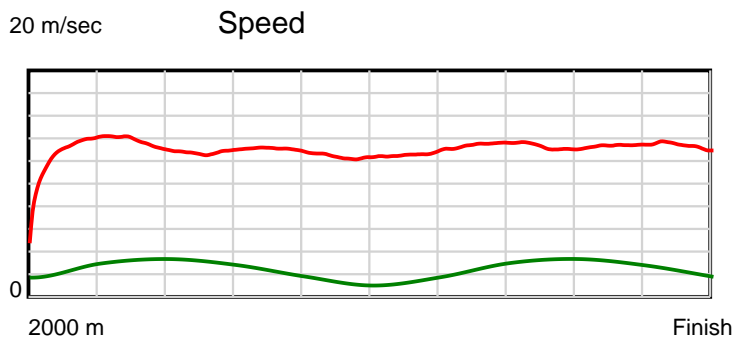
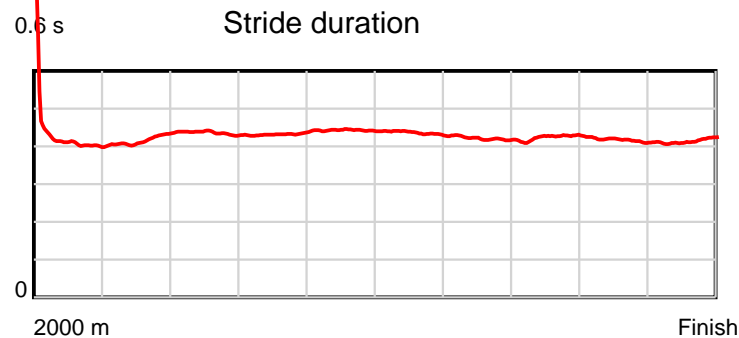
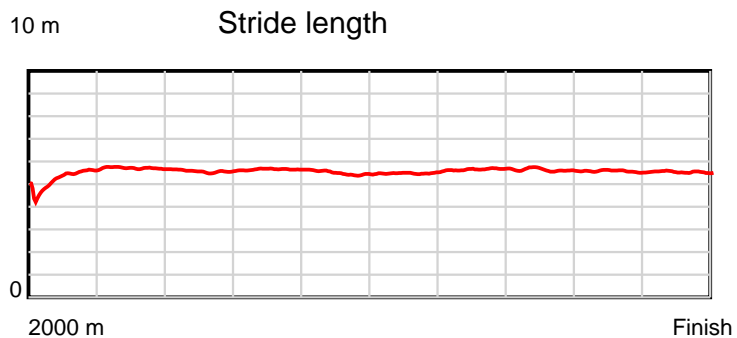
**Disclaimer.**

HRNZ and NZMTC and Thoroughbred Ratings Pty Ltd accepts no responsibility for the completeness or accuracy of any of the information contained herein, and makes no representations about its suitability for any particular purpose. Users should make their own judgements about those matters and/or seek independent advice. You assume all risks associated with use of the data provided on this page.

# Race Results

May 07, 2025, Race 3, , Distance 2000m, Addington - Survey 3200m

Result	TAB no.	Horse (Barrier)	2000 to	1800m to	1600m to	1400m to	1200m to	1000m to	800m to	600m to	400m to	200m to	Total or	Margin
3rd	11	Bonnie Bagrie (1)	1800m	1600m	1400m	1200m	1000m	800m	600m	400m	200m	WP	Average	
		Position in running (margin)	-	3(3.1)	1(0.0)	1(0.0)	1(0.0)	1(0.0)	1(0.0)	1(0.0)	1(0.0)	1(0.0)		3.50
		Sectional time (s)	17.10	14.99	15.48	15.25	16.24	16.11	14.85	15.14	14.87	15.08		
		Cumulative time (s)	155.11	138.01	123.02	107.54	92.29	76.05	59.94	45.09	29.95	15.08	2:35.11	
		Speed (m/s)	11.70	13.34	12.92	13.11	12.32	12.41	13.47	13.21	13.45	13.26	12.89	
		Stride length (m)	5.28	5.56	5.63	5.67	5.45	5.41	5.67	5.60	5.60	5.50	5.54	
		Stride duration (s)	0.416	0.417	0.436	0.432	0.443	0.436	0.421	0.424	0.417	0.415	0.429	
		Stride efficiency (%)	43.61	48.37	49.55	50.22	46.44	45.69	50.28	49.04	49.07	47.29	47.88	
		Stride count	37.86	35.95	35.52	35.28	36.69	36.99	35.26	35.70	35.69	36.36	361.30	



Note: Horizontal distance axis grid lines are 200m furlongs.

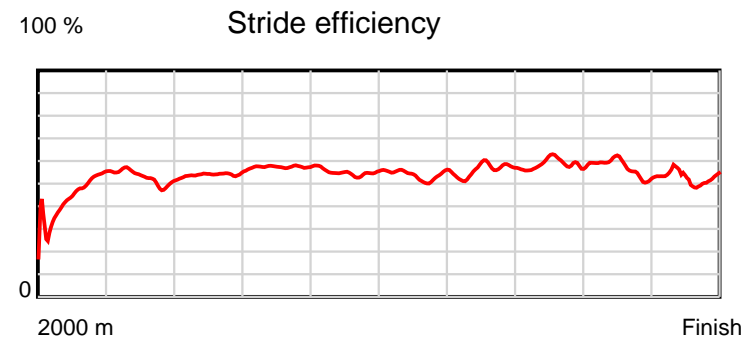
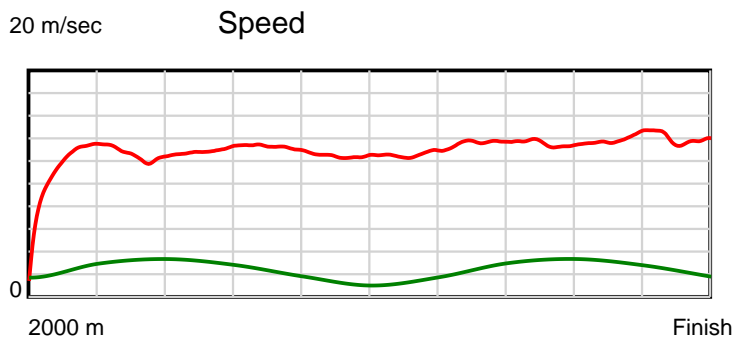
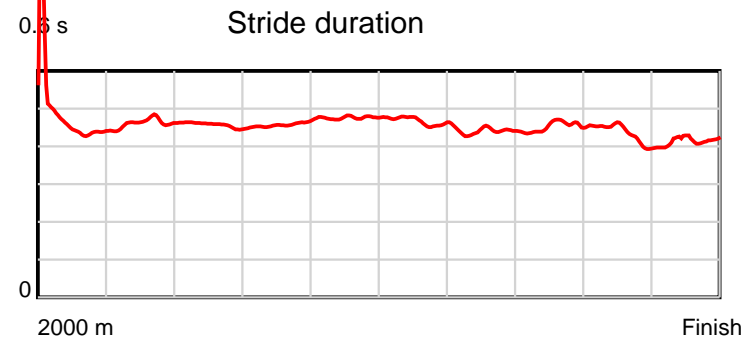
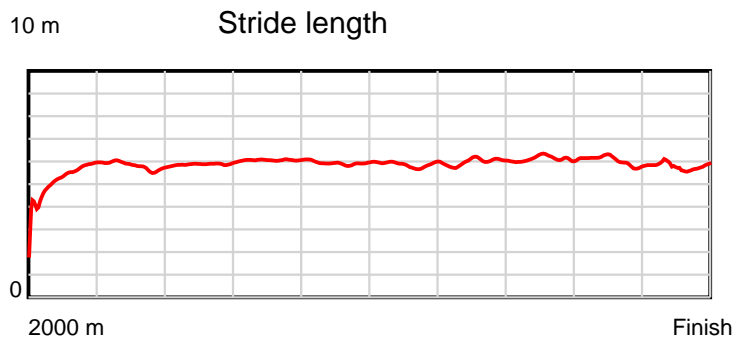
#### Disclaimer.

HRNZ and NZMTC and Thoroughbred Ratings Pty Ltd accepts no responsibility for the completeness or accuracy of any of the information contained herein, and makes no representations about its suitability for any particular purpose. Users should make their own judgements about those matters and/or seek independent advice. You assume all risks associated with use of the data provided on this page.

# Race Results

May 07, 2025, Race 3, , Distance 2000m, Addington - Survey 3200m

Result	TAB no.	Horse (Barrier)	2000 to	1800m to	1600m to	1400m to	1200m to	1000m to	800m to	600m to	400m to	200m to	Total or	Margin
4th	1	Diedre Franco (2)	1800m	1600m	1400m	1200m	1000m	800m	600m	400m	200m	WP	Average	
		Position in running (margin)	-	8(8.3)	7(10.5)	6(10.2)	6(8.3)	7(7.7)	8(8.1)	8(6.9)	8(6.5)	7(4.4)		4.00
		Sectional time (s)	17.98	15.88	15.41	14.94	16.15	16.17	14.64	15.09	14.52	14.42		
		Cumulative time (s)	155.20	137.22	121.34	105.93	90.99	74.84	58.67	44.03	28.94	14.42	2:35.20	
		Speed (m/s)	11.12	12.59	12.98	13.39	12.38	12.37	13.66	13.25	13.77	13.87	12.89	
		Stride length (m)	5.29	5.82	5.93	6.12	5.90	5.78	6.02	6.00	5.95	5.71	5.84	
		Stride duration (s)	0.470	0.462	0.457	0.457	0.476	0.467	0.441	0.452	0.432	0.412	0.453	
		Stride efficiency (%)	43.78	52.90	54.90	58.56	54.34	52.16	56.64	56.21	55.26	51.01	53.34	
		Stride count	37.78	34.37	33.74	32.67	33.92	34.62	33.22	33.35	33.63	35.01	342.31	



Note: Horizontal distance axis grid lines are 200m furlongs.

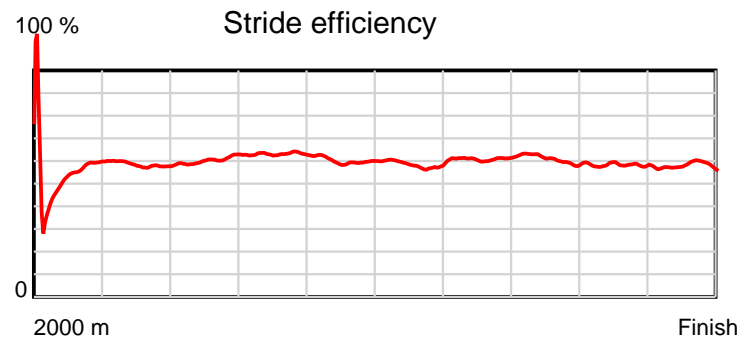
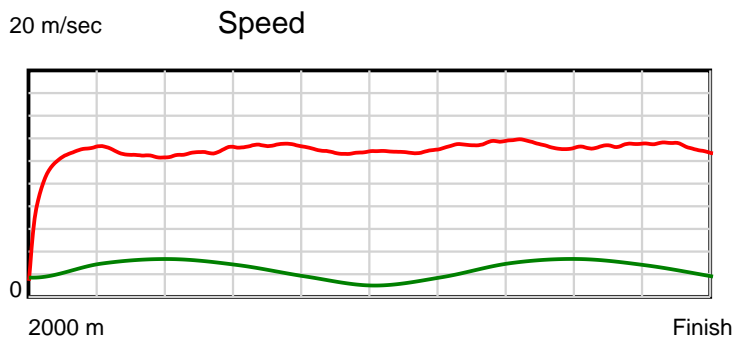
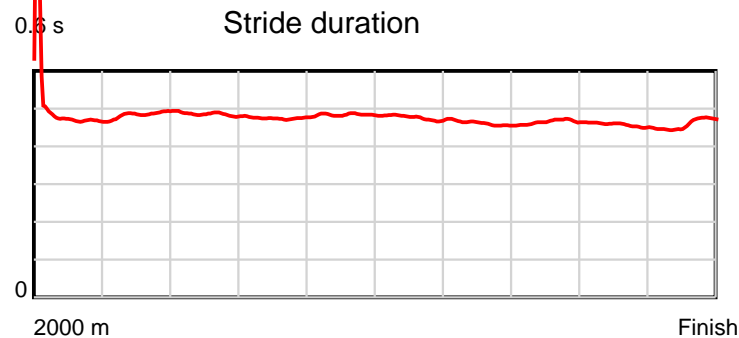
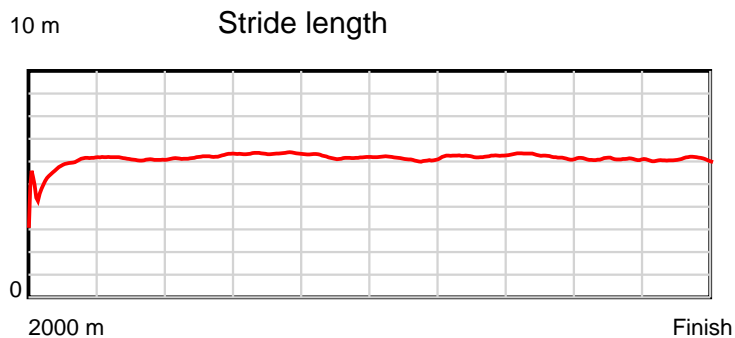
#### Disclaimer.

HRNZ and NZMTC and Thoroughbred Ratings Pty Ltd accepts no responsibility for the completeness or accuracy of any of the information contained herein, and makes no representations about its suitability for any particular purpose. Users should make their own judgements about those matters and/or seek independent advice. You assume all risks associated with use of the data provided on this page.

# Race Results

May 07, 2025, Race 3, , Distance 2000m, Addington - Survey 3200m

Result	TAB no.	Horse (Barrier)	2000 to 1800m	1800m to 1600m	1600m to 1400m	1400m to 1200m	1200m to 1000m	1000m to 800m	800m to 600m	600m to 400m	400m to 200m	200m to WP	Total or Average	Margin
5th	6	<b>Cappaha (7)</b>												
		Position in running (margin)	-	5(5.7)	5(8.7)	5(8.7)	4(6.0)	4(4.3)	3(2.7)	2(1.6)	3(1.8)	2(0.8)		4.10
		Sectional time (s)	17.66	16.01	15.47	14.81	15.95	15.84	14.67	15.17	14.70	14.95		
		Cumulative time (s)	155.23	137.57	121.56	106.09	91.28	75.33	59.49	44.82	29.65	14.95	2:35.23	
		Speed (m/s)	11.33	12.49	12.93	13.50	12.54	12.63	13.63	13.18	13.61	13.38	12.88	
		Stride length (m)	5.56	6.06	6.27	6.41	6.06	6.01	6.27	6.14	6.20	6.16	6.11	
		Stride duration (s)	0.478	0.485	0.485	0.475	0.484	0.476	0.460	0.465	0.456	0.460	0.474	
		Stride efficiency (%)	48.39	57.34	61.46	64.25	57.42	56.45	61.46	58.82	60.06	59.23	58.26	
		Stride count	35.94	33.02	31.89	31.19	32.99	33.28	31.89	32.60	32.26	32.49	327.55	



Note: Horizontal distance axis grid lines are 200m furlongs.

#### Disclaimer.

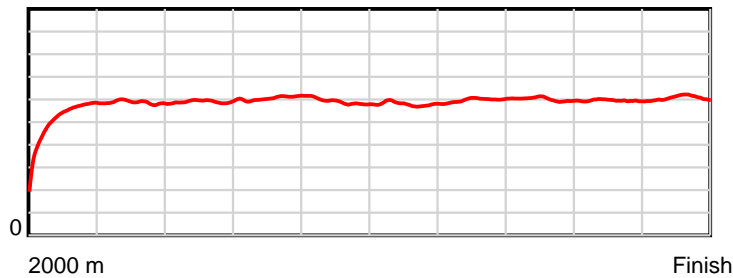
HRNZ and NZMTC and Thoroughbred Ratings Pty Ltd accepts no responsibility for the completeness or accuracy of any of the information contained herein, and makes no representations about its suitability for any particular purpose. Users should make their own judgements about those matters and/or seek independent advice. You assume all risks associated with use of the data provided on this page.

# Race Results

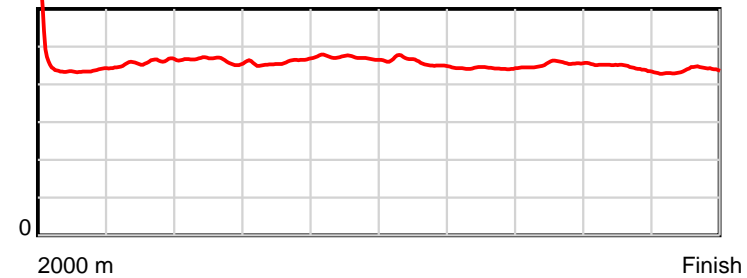
May 07, 2025, Race 3, , Distance 2000m, Addington - Survey 3200m

Result	TAB no.	Horse (Barrier)	2000 to	1800m to	1600m to	1400m to	1200m to	1000m to	800m to	600m to	400m to	200m to	Total or	Margin
6th	2	The Bloss (3)	1800m	1600m	1400m	1200m	1000m	800m	600m	400m	200m	WP	Average	
		Position in running (margin)	-	2(1.9)	3(3.4)	3(4.5)	3(4.3)	3(4.1)	4(3.8)	5(3.6)	5(3.9)	6(3.7)		4.30
		Sectional time (s)	16.97	15.76	15.65	15.23	16.21	16.06	14.81	15.19	14.83	14.54		
		Cumulative time (s)	155.25	138.28	122.52	106.87	91.64	75.43	59.37	44.56	29.37	14.54	2:35.25	
		Speed (m/s)	11.79	12.69	12.78	13.13	12.34	12.45	13.50	13.17	13.49	13.76	12.88	
		Stride length (m)	5.22	5.81	5.93	6.03	5.82	5.71	5.98	5.98	6.00	6.01	5.84	
		Stride duration (s)	0.444	0.458	0.464	0.459	0.471	0.459	0.443	0.454	0.445	0.437	0.453	
		Stride efficiency (%)	42.54	52.80	54.86	56.90	52.90	51.01	55.86	55.86	56.34	56.43	53.28	
		Stride count	38.33	34.41	33.75	33.14	34.37	35.01	33.45	33.45	33.31	33.28	342.50	

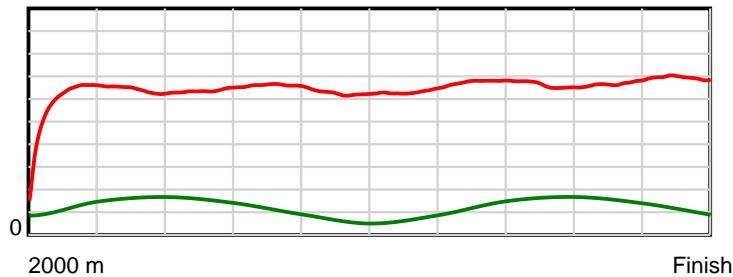
10 m Stride length



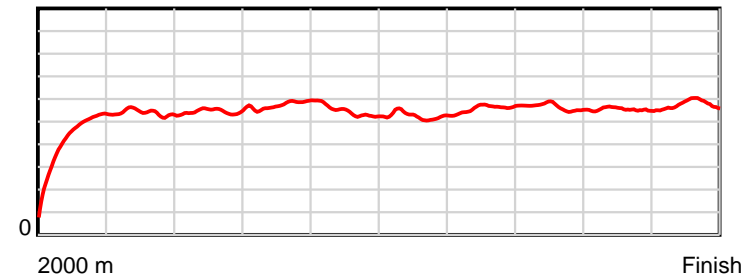
0.6 s Stride duration



20 m/sec Speed



100 % Stride efficiency



Note: Horizontal distance axis grid lines are 200m furlongs.

## Disclaimer.

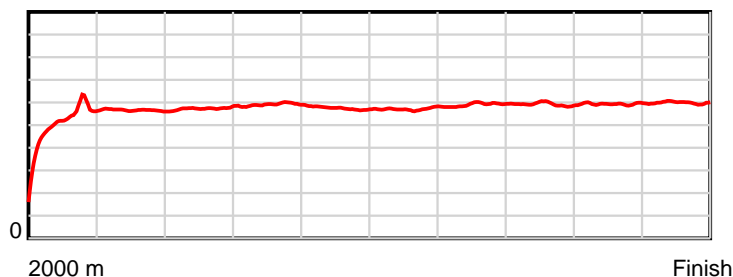
HRNZ and NZMTC and Thoroughbred Ratings Pty Ltd accepts no responsibility for the completeness or accuracy of any of the information contained herein, and makes no representations about its suitability for any particular purpose. Users should make their own judgements about those matters and/or seek independent advice. You assume all risks associated with use of the data provided on this page.

# Race Results

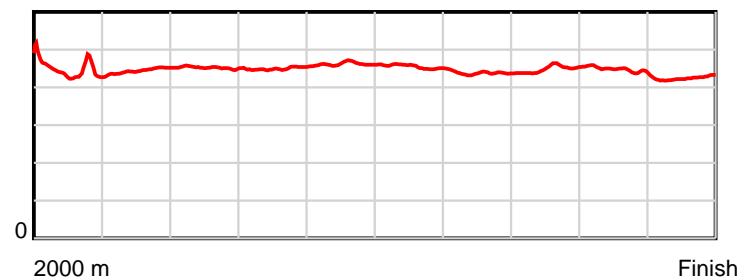
May 07, 2025, Race 3, , Distance 2000m, Addington - Survey 3200m

Result	TAB no.	Horse (Barrier)	2000 to	1800m to	1600m to	1400m to	1200m to	1000m to	800m to	600m to	400m to	200m to	Total or	Margin
7th	4	<b>Racey Krusa (5)</b>	<b>1800m</b>	<b>1600m</b>	<b>1400m</b>	<b>1200m</b>	<b>1000m</b>	<b>800m</b>	<b>600m</b>	<b>400m</b>	<b>200m</b>	<b>WP</b>	<b>Average</b>	
		Position in running (margin)	-	4(5.1)	4(6.4)	4(6.6)	5(6.1)	5(5.8)	6(6.0)	7(5.5)	7(5.6)	8(5.6)		4.30
		Sectional time (s)	17.59	15.72	15.52	15.16	16.20	16.14	14.77	15.16	14.86	14.14		
		Cumulative time (s)	155.26	137.67	121.95	106.43	91.27	75.07	58.93	44.16	29.00	14.14	2:35.26	
		Speed (m/s)	11.37	12.72	12.89	13.19	12.35	12.39	13.54	13.19	13.46	14.14	12.88	
		Stride length (m)	5.16	5.66	5.82	5.93	5.70	5.63	5.93	5.92	6.01	6.00	5.77	
		Stride duration (s)	0.442	0.445	0.452	0.450	0.461	0.454	0.437	0.449	0.447	0.424	0.448	
		Stride efficiency (%)	41.55	50.07	52.93	55.04	50.72	49.59	54.86	54.74	56.50	56.28	51.94	
		Stride count	38.78	35.33	34.37	33.70	35.10	35.50	33.75	33.79	33.26	33.33	346.91	

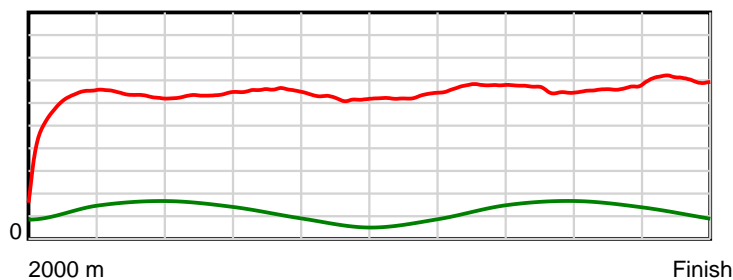
10 m Stride length



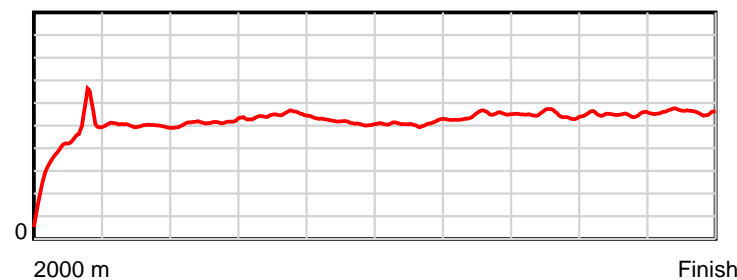
0.6 s Stride duration



20 m/sec Speed



100 % Stride efficiency



Note: Horizontal distance axis grid lines are 200m furlongs.

## Disclaimer.

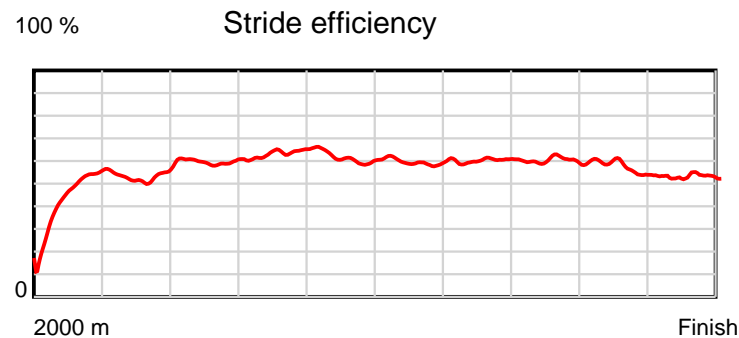
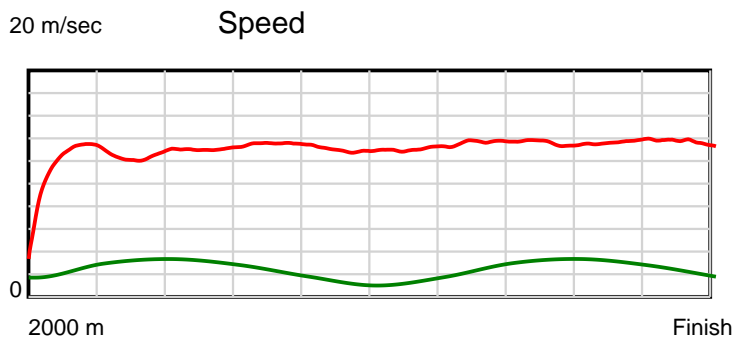
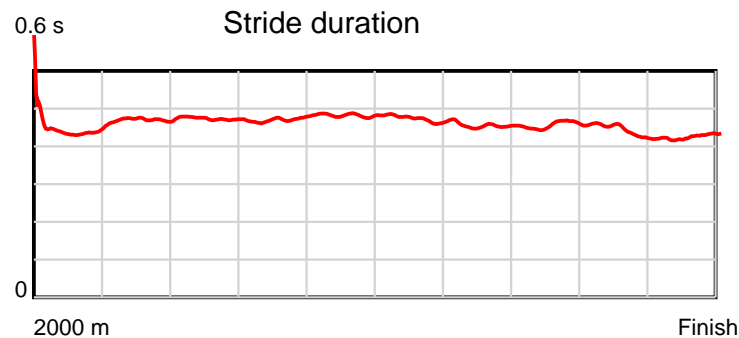
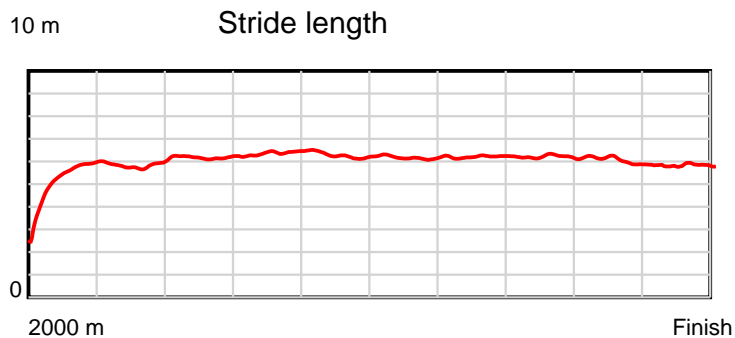
HRNZ and NZMTC and Thoroughbred Ratings Pty Ltd accepts no responsibility for the completeness or accuracy of any of the information contained herein, and makes no representations about its suitability for any particular purpose. Users should make their own judgements about those matters and/or seek independent advice. You assume all risks associated with use of the data provided on this page.



# Race Results

May 07, 2025, Race 3, , Distance 2000m, Addington - Survey 3200m

Result	TAB no.	Horse (Barrier)	2000 to 1800m	1800m to 1600m	1600m to 1400m	1400m to 1200m	1200m to 1000m	1000m to 800m	800m to 600m	600m to 400m	400m to 200m	200m to WP	Total or Average	Margin
8th	9	<b>Meandad (10)</b>												
		Position in running (margin)	-	6(7.2)	8(12.8)	9(12.9)	8(9.7)	8(8.0)	7(6.8)	6(5.4)	6(4.7)	5(3.6)		5.30
		Sectional time (s)	17.95	16.43	15.50	14.71	15.95	15.90	14.63	15.02	14.69	14.66		
		Cumulative time (s)	155.44	137.49	121.06	105.56	90.85	74.90	59.00	44.37	29.35	14.66	2:35.44	
		Speed (m/s)	11.14	12.17	12.90	13.60	12.54	12.58	13.67	13.32	13.61	13.64	12.87	
		Stride length (m)	5.20	5.72	6.12	6.39	6.04	5.95	6.21	6.08	6.00	5.82	5.94	
		Stride duration (s)	0.447	0.470	0.474	0.470	0.482	0.473	0.454	0.456	0.441	0.427	0.461	
		Stride efficiency (%)	42.29	51.21	58.44	63.89	57.04	55.29	60.25	57.69	56.28	52.88	55.06	
		Stride count	38.45	34.94	32.71	31.28	33.10	33.62	32.21	32.92	33.33	34.38	336.94	



Note: Horizontal distance axis grid lines are 200m furlongs.

**Disclaimer.**

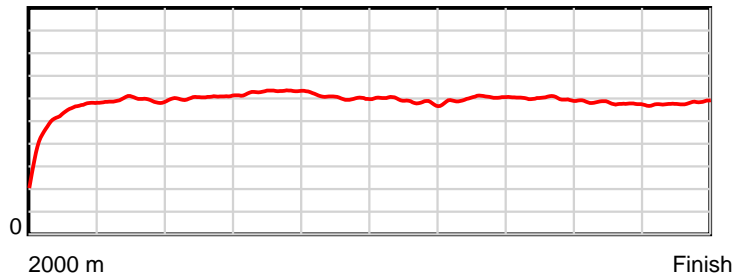
HRNZ and NZMTC and Thoroughbred Ratings Pty Ltd accepts no responsibility for the completeness or accuracy of any of the information contained herein, and makes no representations about its suitability for any particular purpose. Users should make their own judgements about those matters and/or seek independent advice. You assume all risks associated with use of the data provided on this page.

# Race Results

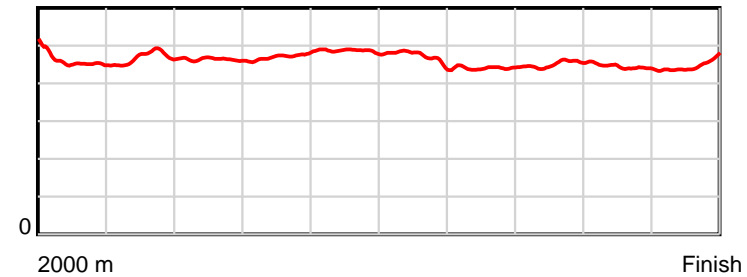
May 07, 2025, Race 3, , Distance 2000m, Addington - Survey 3200m

Result	TAB no.	Horse (Barrier)	2000 to	1800m to	1600m to	1400m to	1200m to	1000m to	800m to	600m to	400m to	200m to	Total or	Margin
9th	7	Lavra Segil (8)	1800m	1600m	1400m	1200m	1000m	800m	600m	400m	200m	WP	Average	
		Position in running (margin)	-	9(12.4)	9(14.2)	8(12.0)	9(9.9)	9(9.4)	10(9.9)	9(8.5)	9(7.9)	9(9.7)		14.90
		Sectional time (s)	18.75	15.82	15.11	14.90	16.16	16.19	14.61	15.03	15.18	15.43		
		Cumulative time (s)	157.18	138.43	122.61	107.50	92.60	76.44	60.25	45.64	30.61	15.43	2:37.18	
		Speed (m/s)	10.67	12.64	13.24	13.42	12.38	12.35	13.69	13.31	13.18	12.96	12.72	
		Stride length (m)	5.18	5.92	6.14	6.32	6.02	5.81	6.04	6.01	5.84	5.82	5.89	
		Stride duration (s)	0.459	0.468	0.464	0.471	0.486	0.470	0.441	0.451	0.443	0.449	0.463	
		Stride efficiency (%)	41.86	54.72	58.84	62.40	56.55	52.70	56.98	56.35	53.32	52.91	54.26	
		Stride count	38.64	33.80	32.59	31.65	33.25	34.44	33.12	33.30	34.24	34.37	339.40	

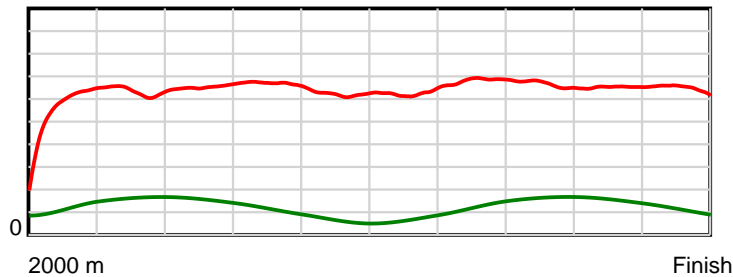
10 m Stride length



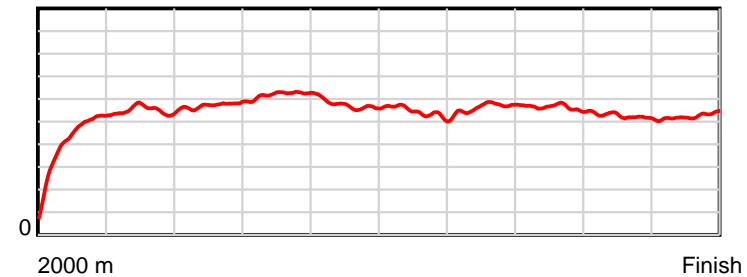
0.6 s Stride duration



20 m/sec Speed



100 % Stride efficiency



Note: Horizontal distance axis grid lines are 200m furlongs.

**Disclaimer.**

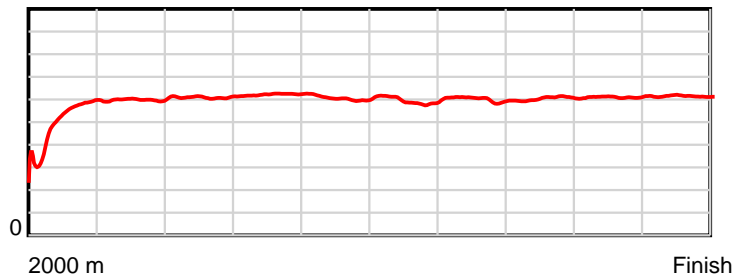
HRNZ and NZMTC and Thoroughbred Ratings Pty Ltd accepts no responsibility for the completeness or accuracy of any of the information contained herein, and makes no representations about its suitability for any particular purpose. Users should make their own judgements about those matters and/or seek independent advice. You assume all risks associated with use of the data provided on this page.

# Race Results

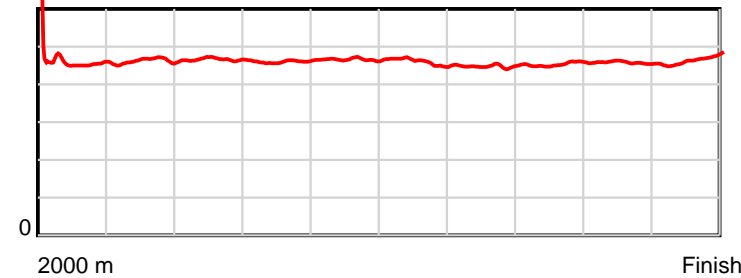
May 07, 2025, Race 3, , Distance 2000m, Addington - Survey 3200m

Result	TAB no.	Horse (Barrier)	2000 to 1800m	1800m to 1600m	1600m to 1400m	1400m to 1200m	1200m to 1000m	1000m to 800m	800m to 600m	600m to 400m	400m to 200m	200m to WP	Total or Average	Margin
10th	3	<b>Big Al (4)</b>												
		Position in running (margin)	-	10(14.8)	10(15.3)	10(15.3)	10(12.7)	10(10.2)	9(9.0)	10(9.0)	10(9.1)	10(10.6)		15.00
		Sectional time (s)	19.16	15.59	15.48	14.80	15.83	15.90	14.86	15.15	15.13	15.28		
		Cumulative time (s)	157.18	138.02	122.43	106.95	92.15	76.32	60.42	45.56	30.41	15.28	2:37.18	
		Speed (m/s)	10.44	12.83	12.92	13.51	12.63	12.58	13.46	13.20	13.22	13.09	12.72	
		Stride length (m)	4.89	5.92	6.02	6.22	5.89	5.77	6.03	5.98	6.04	6.10	5.86	
		Stride duration (s)	0.460	0.461	0.466	0.460	0.466	0.459	0.448	0.453	0.457	0.466	0.461	
		Stride efficiency (%)	37.35	54.76	56.62	60.45	54.14	52.07	56.79	55.94	57.10	58.05	53.68	
		Stride count	40.91	33.79	33.23	32.16	33.98	34.65	33.18	33.43	33.09	32.81	341.23	

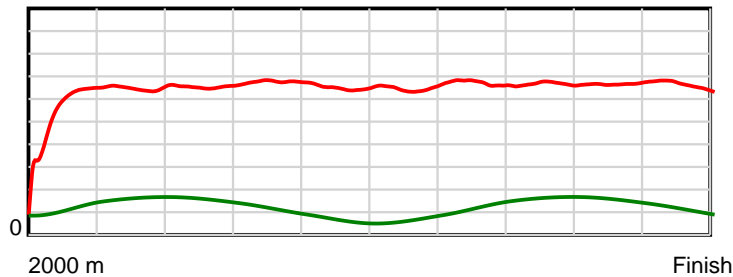
10 m Stride length



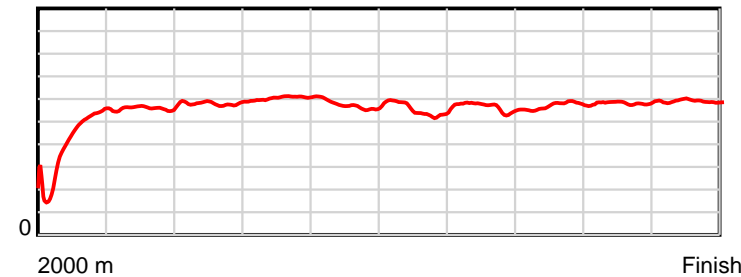
0.6 s Stride duration



20 m/sec Speed



100 % Stride efficiency



Note: Horizontal distance axis grid lines are 200m furlongs.

## Disclaimer.

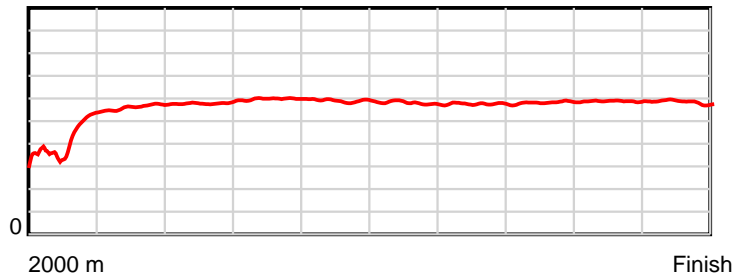
HRNZ and NZMTC and Thoroughbred Ratings Pty Ltd accepts no responsibility for the completeness or accuracy of any of the information contained herein, and makes no representations about its suitability for any particular purpose. Users should make their own judgements about those matters and/or seek independent advice. You assume all risks associated with use of the data provided on this page.

# Race Results

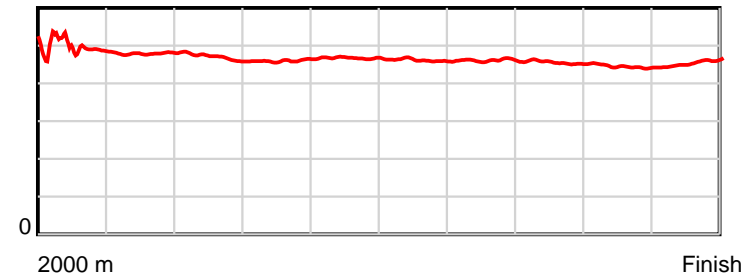
May 07, 2025, Race 3, , Distance 2000m, Addington - Survey 3200m

Result	TAB no.	Horse (Barrier)	2000 to	1800m to	1600m to	1400m to	1200m to	1000m to	800m to	600m to	400m to	200m to	Total or	Margin
11th	10	Kiss Me Kate (0)	1800m	1600m	1400m	1200m	1000m	800m	600m	400m	200m	WP	Average	
		Position in running (margin)	-	11(54.7)	11(65.3)	11(69.0)	11(68.7)	11(67.9)	11(68.3)	11(74.0)	11(77.8)	11(79.0)		79.70
		Sectional time (s)	25.87	17.28	16.10	15.19	16.11	16.18	15.79	15.79	15.07	15.46		
		Cumulative time (s)	168.84	142.97	125.69	109.59	94.40	78.29	62.11	46.32	30.53	15.46	2:48.84	
		Speed (m/s)	7.73	11.57	12.42	13.17	12.41	12.36	12.67	12.67	13.27	12.94	11.85	
		Stride length (m)	4.10	5.55	5.84	6.06	5.80	5.70	5.84	5.77	5.89	5.89	5.58	
		Stride duration (s)	0.488	0.479	0.470	0.460	0.467	0.461	0.461	0.455	0.444	0.455	0.471	
		Stride efficiency (%)	26.27	48.06	53.35	57.29	52.54	50.83	53.29	51.96	54.26	54.19	48.64	
		Stride count	48.78	36.06	34.23	33.03	34.49	35.07	34.25	34.68	33.94	33.96	358.49	

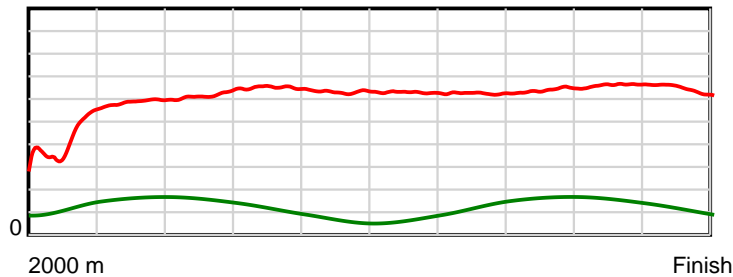
10 m Stride length



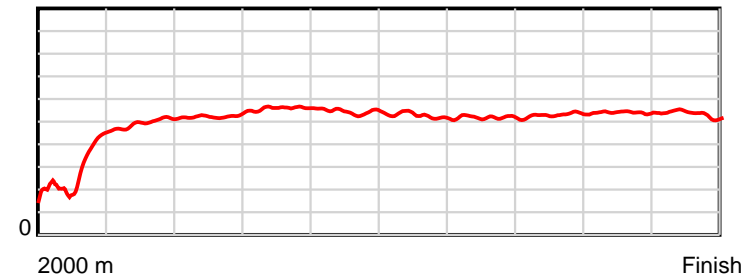
0.6 s Stride duration



20 m/sec Speed



100 % Stride efficiency



Note: Horizontal distance axis grid lines are 200m furlongs.

**Disclaimer.**

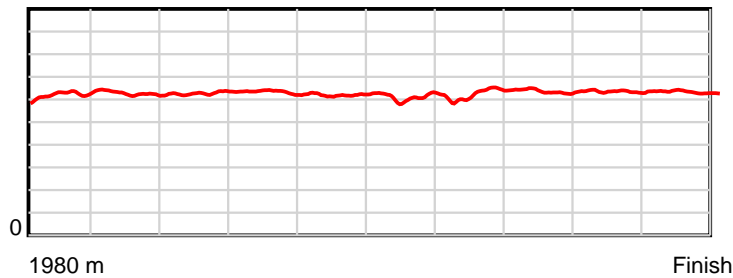
HRNZ and NZMTC and Thoroughbred Ratings Pty Ltd accepts no responsibility for the completeness or accuracy of any of the information contained herein, and makes no representations about its suitability for any particular purpose. Users should make their own judgements about those matters and/or seek independent advice. You assume all risks associated with use of the data provided on this page.

# Race Results

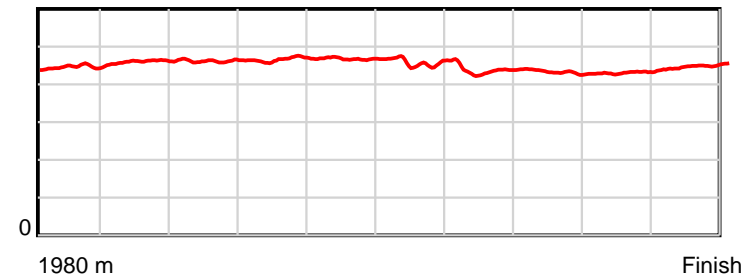
May 07, 2025, Race 4, LADIES' NIGHT 13 JUNE 'BOOK NOW' (JUNIOR DRIVERS) MOB PACE, Distance 1980m, Addington - Survey 1980m

Result	TAB no.	Horse (Barrier)	1980 to	1800m to	1600m to	1400m to	1200m to	1000m to	800m to	600m to	400m to	200m to	Total or	Margin
1st	12	<b>Miki Bennett (12)</b>	<b>1800m</b>	<b>1600m</b>	<b>1400m</b>	<b>1200m</b>	<b>1000m</b>	<b>800m</b>	<b>600m</b>	<b>400m</b>	<b>200m</b>	<b>WP</b>	<b>Average</b>	
		Position in running (margin)	-	10(7.8)	10(9.7)	11(10.8)	11(11.7)	11(11.9)	12(10.2)	8(3.0)	2(0.1)	1(0.0)		0.00
		Sectional time (s)	13.52	14.84	14.87	14.69	15.43	15.47	13.94	13.90	13.92	14.20		
		Cumulative time (s)	144.78	131.26	116.42	101.55	86.86	71.43	55.96	42.02	28.12	14.20	2:24.78	
		Speed (m/s)	13.31	13.48	13.45	13.61	12.96	12.93	14.35	14.39	14.37	14.08	13.68	
		Stride length (m)	6.20	6.20	6.22	6.35	6.06	5.92	6.25	6.22	6.20	6.33	6.19	
		Stride duration (s)	0.446	0.460	0.462	0.466	0.468	0.458	0.436	0.432	0.432	0.449	0.453	
		Stride efficiency (%)	60.10	60.04	60.38	62.99	57.40	54.79	61.12	60.40	60.06	62.61	59.92	
		Stride count	29.02	32.27	32.17	31.50	33.00	33.78	31.98	32.17	32.26	31.60	319.75	

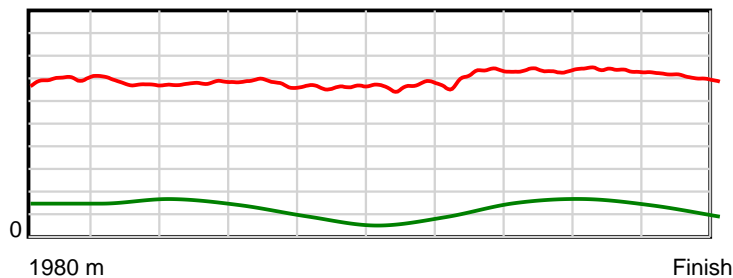
10 m Stride length



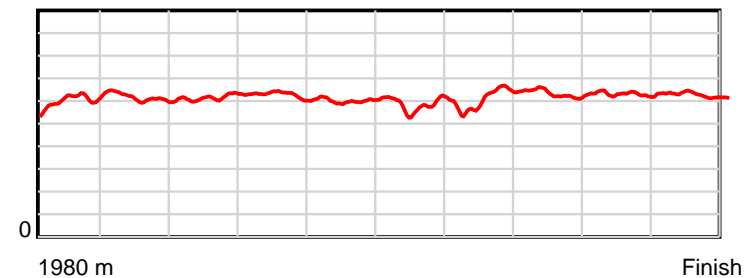
0.6 s Stride duration



20 m/sec Speed



100 % Stride efficiency



Note: Horizontal distance axis grid lines are 200m furlongs.

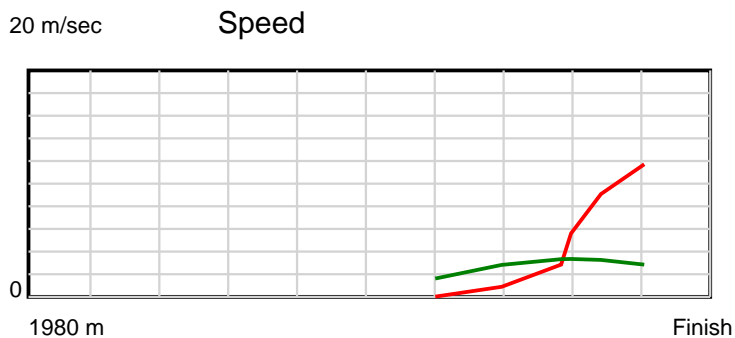
**Disclaimer.**

HRNZ and NZMTC and Thoroughbred Ratings Pty Ltd accepts no responsibility for the completeness or accuracy of any of the information contained herein, and makes no representations about its suitability for any particular purpose. Users should make their own judgements about those matters and/or seek independent advice. You assume all risks associated with use of the data provided on this page.

# Race Results

May 07, 2025, Race 4, LADIES' NIGHT 13 JUNE 'BOOK NOW' (JUNIOR DRIVERS) MOB PACE, Distance 1980m, Addington - Survey 1980m

Result	TAB no.	Horse (Barrier)	1980 to 1800m	1800m to 1600m	1600m to 1400m	1400m to 1200m	1200m to 1000m	1000m to 800m	800m to 600m	600m to 400m	400m to 200m	200m to WP	Total or Average	Margin
2nd	9	Jack Tar (9)												
		Position in running (margin)	-	12(10.3)	12(12.4)	12(12.2)	12(13.6)	12(13.2)	9(6.6)	4(1.3)	1(0.0)	2(1.3)		1.80
		Sectional time (s)	13.91	14.87	14.65	14.77	15.34	14.66	14.26	14.16	14.16	14.33		
		Cumulative time (s)	145.11	131.20	116.33	101.68	86.91	71.57	56.91	42.65	28.49	14.33	2:25.11	
		Speed (m/s)	12.94	13.45	13.65	13.54	13.04	13.64	14.03	14.12	14.12	13.96	13.64	
		Stride length (m)	0.00	0.00	0.00	0.00	0.00	16111.06	782.68	108.72	53.93	122.13	265.42	
		Stride duration (s)	0.000	0.000	0.000	0.000	0.000	1180.639	55.790	7.695	3.818	8.751	19.452	
		Stride efficiency (%)	0.00	0.00	0.00	0.00	0.00	405612896.0	957260.06	18470.96	4544.85	23307.49	110081.98	
		Stride count	0.00	0.00	0.00	0.00	0.00	0.01	0.26	1.84	3.71	1.64	7.46	



Note: Horizontal distance axis grid lines are 200m furlongs.

#### Disclaimer.

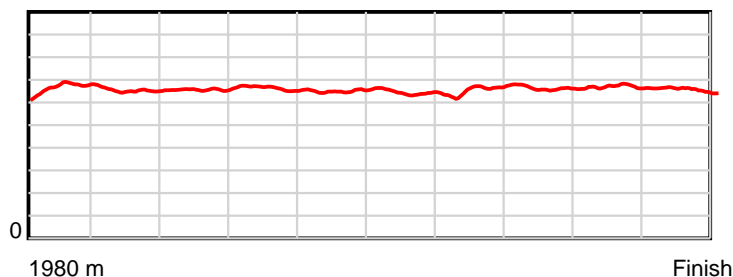
HRNZ and NZMTC and Thoroughbred Ratings Pty Ltd accepts no responsibility for the completeness or accuracy of any of the information contained herein, and makes no representations about its suitability for any particular purpose. Users should make their own judgements about those matters and/or seek independent advice. You assume all risks associated with use of the data provided on this page.

# Race Results

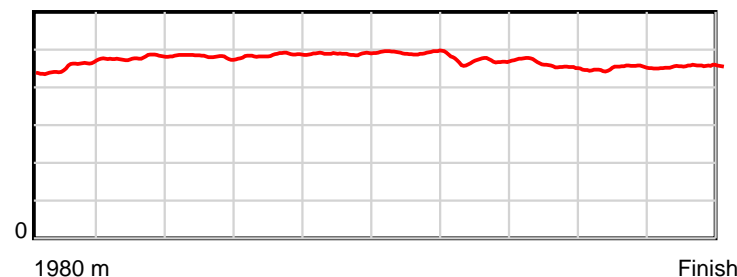
May 07, 2025, Race 4, LADIES' NIGHT 13 JUNE 'BOOK NOW' (JUNIOR DRIVERS) MOB PACE, Distance 1980m, Addington - Survey 1980m

Result	TAB no.	Horse (Barrier)	1980 to	1800m to	1600m to	1400m to	1200m to	1000m to	800m to	600m to	400m to	200m to	Total or	Margin
3rd	11	Social Distanc... (11)	1800m	1600m	1400m	1200m	1000m	800m	600m	400m	200m	WP	Average	
		Position in running (margin)	-	5(3.5)	8(6.0)	8(7.1)	9(7.9)	10(7.5)	7(2.8)	6(2.7)	4(3.6)			2.00
		Sectional time (s)	12.85	14.94	14.88	14.66	15.45	15.65	14.35	14.37	14.09	13.90		
		Cumulative time (s)	145.14	132.29	117.35	102.47	87.81	72.36	56.71	42.36	27.99	13.90	2:25.14	
		Speed (m/s)	14.01	13.39	13.44	13.64	12.94	12.78	13.94	13.92	14.19	14.39	13.64	
		Stride length (m)	6.63	6.41	6.47	6.63	6.34	6.28	6.55	6.37	6.41	6.56	6.46	
		Stride duration (s)	0.455	0.478	0.481	0.486	0.489	0.492	0.470	0.458	0.452	0.456	0.474	
		Stride efficiency (%)	68.79	64.12	65.41	68.64	62.71	61.69	67.01	63.45	64.31	67.25	65.24	
		Stride count	27.13	31.22	30.91	30.18	31.57	31.83	30.54	31.39	31.18	30.49	306.44	

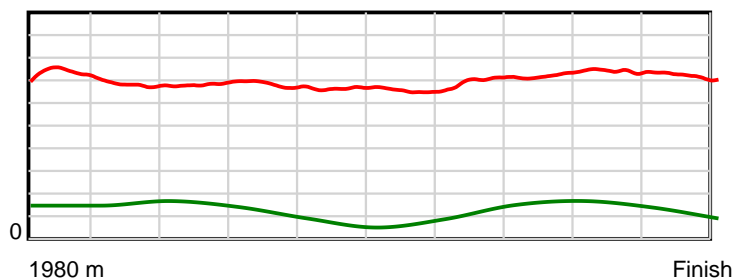
10 m Stride length



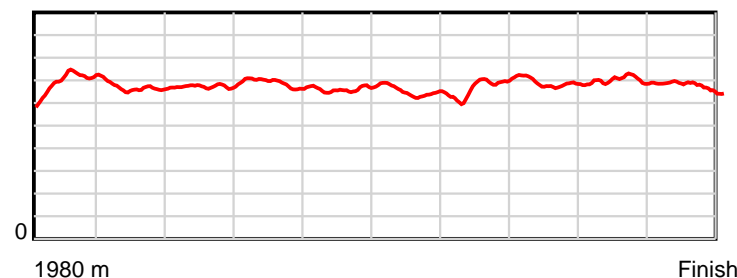
0.6 s Stride duration



20 m/sec Speed



100 % Stride efficiency



Note: Horizontal distance axis grid lines are 200m furlongs.

## Disclaimer.

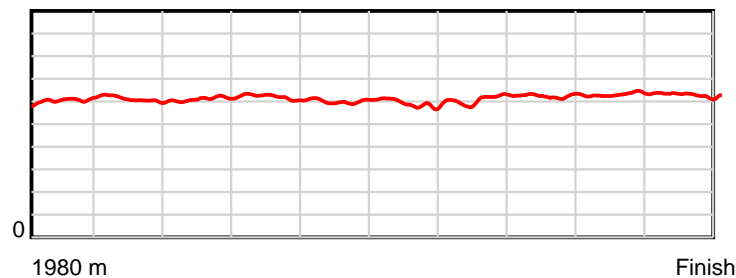
HRNZ and NZMTC and Thoroughbred Ratings Pty Ltd accepts no responsibility for the completeness or accuracy of any of the information contained herein, and makes no representations about its suitability for any particular purpose. Users should make their own judgements about those matters and/or seek independent advice. You assume all risks associated with use of the data provided on this page.

# Race Results

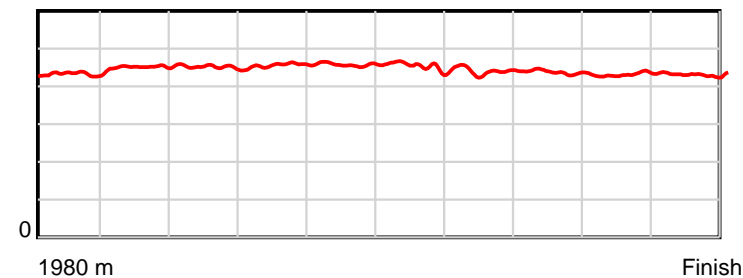
May 07, 2025, Race 4, LADIES' NIGHT 13 JUNE 'BOOK NOW' (JUNIOR DRIVERS) MOB PACE, Distance 1980m, Addington - Survey 1980m

Result	TAB no.	Horse (Barrier)	1980 to	1800m to	1600m to	1400m to	1200m to	1000m to	800m to	600m to	400m to	200m to	Total or	Margin
4th	3	Just Ask Paddy (3)	1800m	1600m	1400m	1200m	1000m	800m	600m	400m	200m	WP	Average	
		Position in running (margin)	-	8(5.5)	9(7.8)	10(8.9)	10(9.7)	10(10.0)	11(9.0)	11(4.8)	11(5.0)	7(6.0)		2.80
		Sectional time (s)	13.25	14.91	14.87	14.67	15.45	15.59	14.42	14.42	14.12	13.59		
		Cumulative time (s)	145.29	132.04	117.13	102.26	87.59	72.14	56.55	42.13	27.71	13.59	2:25.29	
		Speed (m/s)	13.58	13.41	13.45	13.63	12.94	12.83	13.87	13.87	14.16	14.72	13.63	
		Stride length (m)	6.02	6.05	6.07	6.21	5.92	5.82	6.11	6.06	6.12	6.33	6.07	
		Stride duration (s)	0.432	0.451	0.451	0.456	0.458	0.453	0.441	0.437	0.432	0.430	0.445	
		Stride efficiency (%)	56.71	57.28	57.57	60.29	54.78	52.88	58.33	57.33	58.54	62.68	57.56	
		Stride count	29.88	33.04	32.95	32.20	33.78	34.38	32.74	33.02	32.68	31.58	326.25	

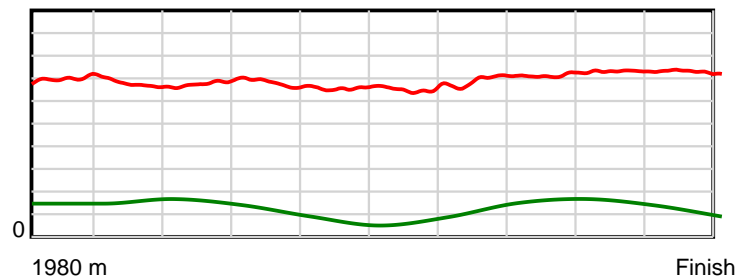
10 m Stride length



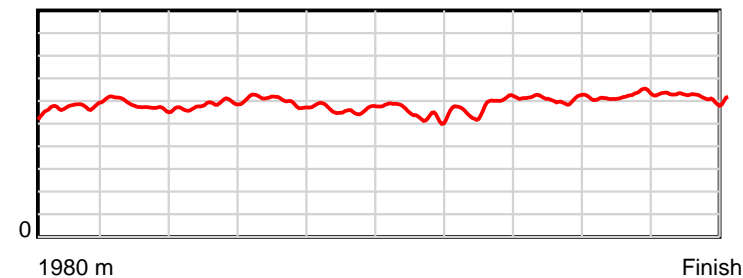
0.6 s Stride duration



20 m/sec Speed



100 % Stride efficiency



Note: Horizontal distance axis grid lines are 200m furlongs.

## Disclaimer.

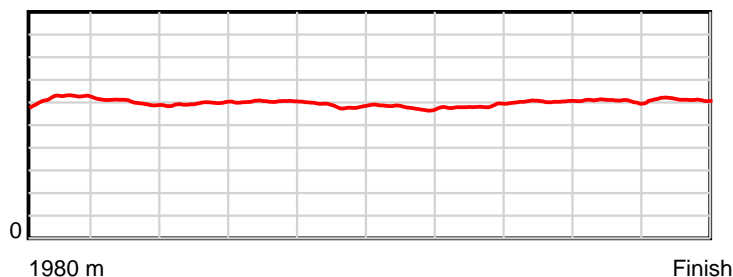
HRNZ and NZMTC and Thoroughbred Ratings Pty Ltd accepts no responsibility for the completeness or accuracy of any of the information contained herein, and makes no representations about its suitability for any particular purpose. Users should make their own judgements about those matters and/or seek independent advice. You assume all risks associated with use of the data provided on this page.

# Race Results

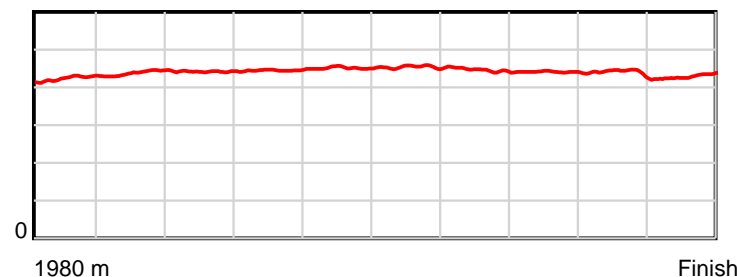
May 07, 2025, Race 4, LADIES' NIGHT 13 JUNE 'BOOK NOW' (JUNIOR DRIVERS) MOB PACE, Distance 1980m, Addington - Survey 1980m

Result	TAB no.	Horse (Barrier)	1980 to	1800m to	1600m to	1400m to	1200m to	1000m to	800m to	600m to	400m to	200m to	Total or	Margin
5th	10	<b>Pure Courage (10)</b>	<b>1800m</b>	<b>1600m</b>	<b>1400m</b>	<b>1200m</b>	<b>1000m</b>	<b>800m</b>	<b>600m</b>	<b>400m</b>	<b>200m</b>	<b>WP</b>	<b>Average</b>	
		Position in running (margin)	-	6(3.7)	4(2.9)	5(3.3)	6(3.8)	5(4.1)	5(3.6)	9(3.5)	9(4.0)	9(6.6)		4.80
		Sectional time (s)	12.72	14.40	14.76	14.63	15.45	15.67	15.11	14.47	14.38	14.06		
		Cumulative time (s)	145.65	132.93	118.53	103.77	89.14	73.69	58.02	42.91	28.44	14.06	2:25.65	
		Speed (m/s)	14.15	13.89	13.55	13.67	12.94	12.76	13.24	13.82	13.91	14.22	13.59	
		Stride length (m)	6.17	6.09	5.99	6.09	5.84	5.79	5.90	6.09	6.11	6.10	6.01	
		Stride duration (s)	0.425	0.438	0.442	0.445	0.451	0.454	0.446	0.441	0.440	0.429	0.442	
		Stride efficiency (%)	59.57	57.98	55.98	57.90	53.31	52.47	54.48	58.01	58.40	58.18	56.52	
		Stride count	29.15	32.83	33.42	32.86	34.24	34.52	33.87	32.83	32.72	32.78	329.22	

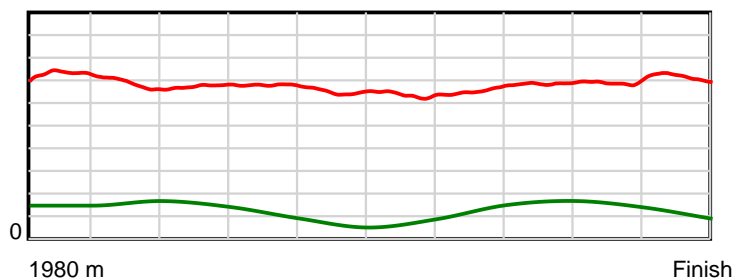
10 m Stride length



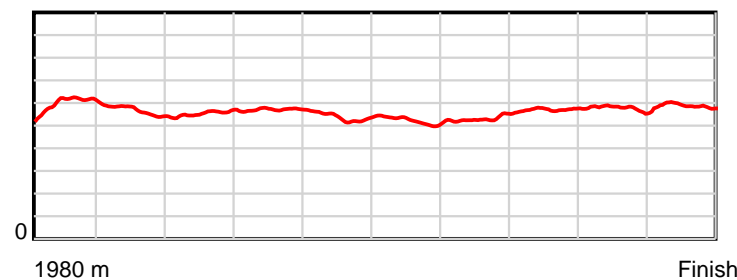
0.6 s Stride duration



20 m/sec Speed



100 % Stride efficiency



Note: Horizontal distance axis grid lines are 200m furlongs.

**Disclaimer.**

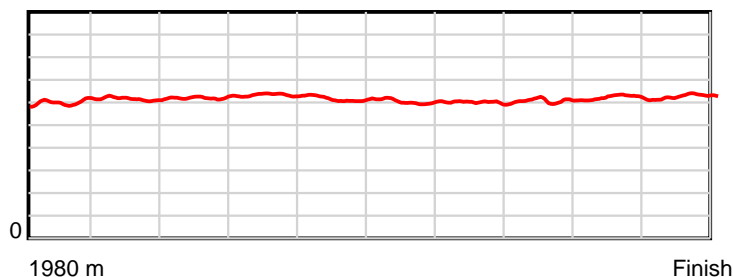
HRNZ and NZMTC and Thoroughbred Ratings Pty Ltd accepts no responsibility for the completeness or accuracy of any of the information contained herein, and makes no representations about its suitability for any particular purpose. Users should make their own judgements about those matters and/or seek independent advice. You assume all risks associated with use of the data provided on this page.

# Race Results

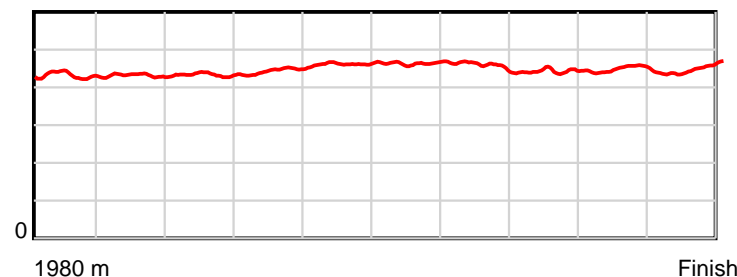
May 07, 2025, Race 4, LADIES' NIGHT 13 JUNE 'BOOK NOW' (JUNIOR DRIVERS) MOB PACE, Distance 1980m, Addington - Survey 1980m

Result	TAB no.	Horse (Barrier)	1980 to	1800m to	1600m to	1400m to	1200m to	1000m to	800m to	600m to	400m to	200m to	Total or	Margin
6th	7	Don Juan (7)	1800m	1600m	1400m	1200m	1000m	800m	600m	400m	200m	WP	Average	
		Position in running (margin)	-	9(6.2)	7(5.6)	6(3.4)	2(0.4)	2(0.6)	2(0.6)	3(0.8)	7(2.8)	8(6.6)		7.20
		Sectional time (s)	13.20	14.42	14.33	14.04	15.44	15.75	15.17	14.72	14.56	14.44		
		Cumulative time (s)	146.07	132.87	118.45	104.12	90.08	74.64	58.89	43.72	29.00	14.44	2:26.07	
		Speed (m/s)	13.63	13.87	13.96	14.25	12.95	12.70	13.18	13.59	13.74	13.85	13.55	
		Stride length (m)	5.95	5.97	6.05	6.33	5.99	5.89	6.02	6.02	6.14	6.24	6.06	
		Stride duration (s)	0.432	0.431	0.434	0.444	0.462	0.464	0.456	0.443	0.447	0.450	0.447	
		Stride efficiency (%)	55.37	55.78	57.27	62.56	56.05	54.17	56.55	56.70	58.99	60.84	57.37	
		Stride count	30.24	33.47	33.04	31.61	33.39	33.97	33.25	33.20	32.55	32.05	326.77	

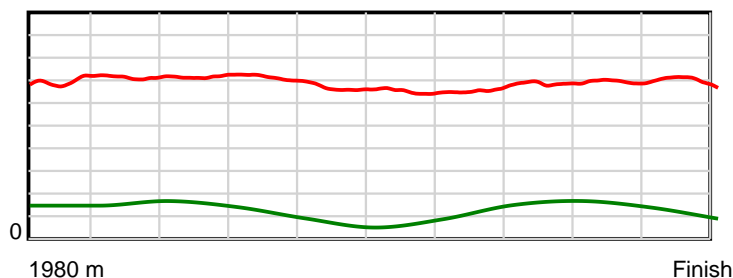
10 m Stride length



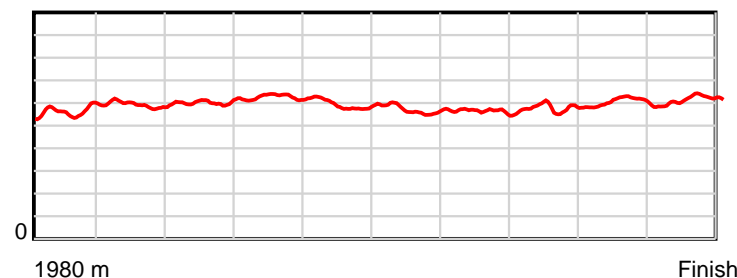
0.6 s Stride duration



20 m/sec Speed



100 % Stride efficiency



Note: Horizontal distance axis grid lines are 200m furlongs.

## Disclaimer.

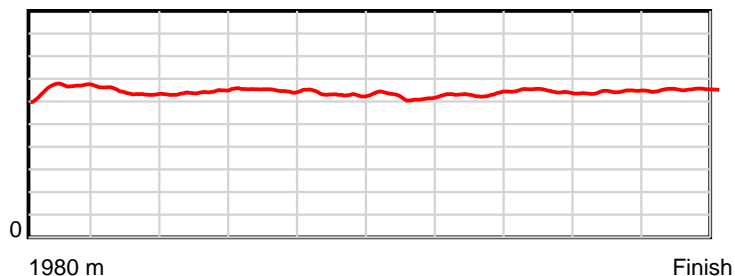
HRNZ and NZMTC and Thoroughbred Ratings Pty Ltd accepts no responsibility for the completeness or accuracy of any of the information contained herein, and makes no representations about its suitability for any particular purpose. Users should make their own judgements about those matters and/or seek independent advice. You assume all risks associated with use of the data provided on this page.

# Race Results

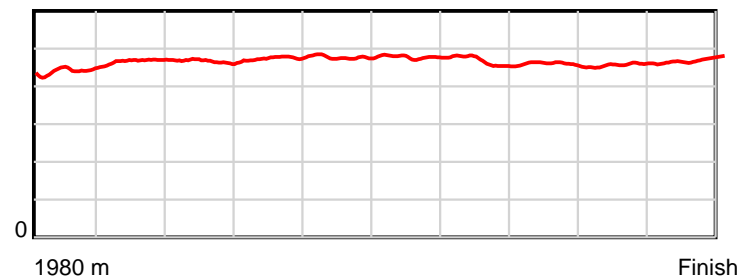
May 07, 2025, Race 4, LADIES' NIGHT 13 JUNE 'BOOK NOW' (JUNIOR DRIVERS) MOB PACE, Distance 1980m, Addington - Survey 1980m

Result	TAB no.	Horse (Barrier)	1980 to	1800m to	1600m to	1400m to	1200m to	1000m to	800m to	600m to	400m to	200m to	Total or	Margin
7th	5	<b>Destiny Dance (5)</b>	<b>1800m</b>	<b>1600m</b>	<b>1400m</b>	<b>1200m</b>	<b>1000m</b>	<b>800m</b>	<b>600m</b>	<b>400m</b>	<b>200m</b>	<b>WP</b>	<b>Average</b>	
		Position in running (margin)	-	2(0.5)	3(2.2)	4(3.2)	5(3.8)	6(4.4)	6(4.1)	6(2.2)	8(3.4)	10(6.9)		8.40
		Sectional time (s)	12.23	14.80	14.85	14.65	15.50	15.70	14.83	14.57	14.54	14.62		
		Cumulative time (s)	146.29	134.06	119.26	104.41	89.76	74.26	58.56	43.73	29.16	14.62	2:26.29	
		Speed (m/s)	14.72	13.51	13.47	13.65	12.90	12.74	13.49	13.73	13.76	13.68	13.53	
		Stride length (m)	6.52	6.31	6.27	6.48	6.16	6.08	6.28	6.31	6.29	6.44	6.31	
		Stride duration (s)	0.441	0.467	0.466	0.475	0.477	0.477	0.466	0.460	0.457	0.470	0.466	
		Stride efficiency (%)	66.34	62.25	61.43	65.61	59.23	57.82	61.61	62.19	61.86	64.76	62.19	
		Stride count	27.63	31.69	31.90	30.87	32.49	32.88	31.85	31.70	31.79	31.07	313.87	

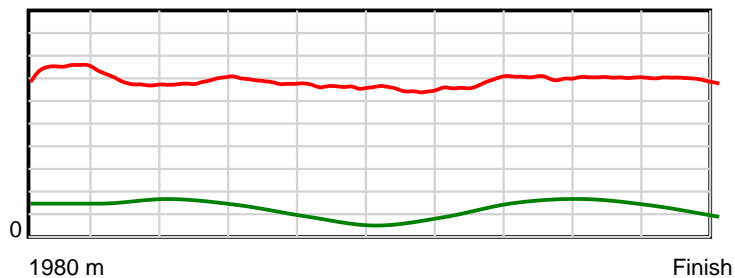
10 m Stride length



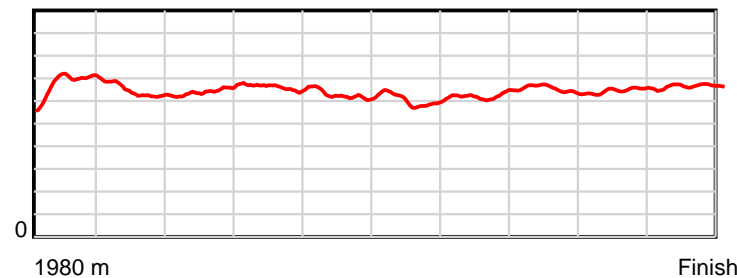
0.6 s Stride duration



20 m/sec Speed



100 % Stride efficiency



Note: Horizontal distance axis grid lines are 200m furlongs.

## Disclaimer.

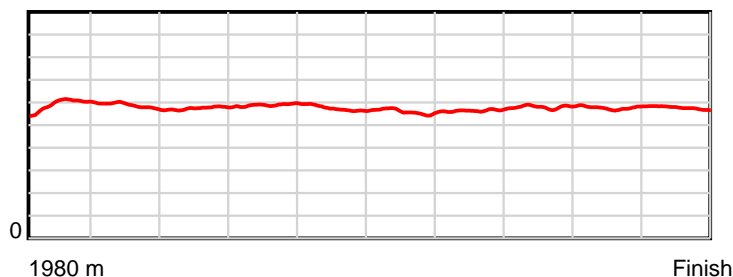
HRNZ and NZMTC and Thoroughbred Ratings Pty Ltd accepts no responsibility for the completeness or accuracy of any of the information contained herein, and makes no representations about its suitability for any particular purpose. Users should make their own judgements about those matters and/or seek independent advice. You assume all risks associated with use of the data provided on this page.

# Race Results

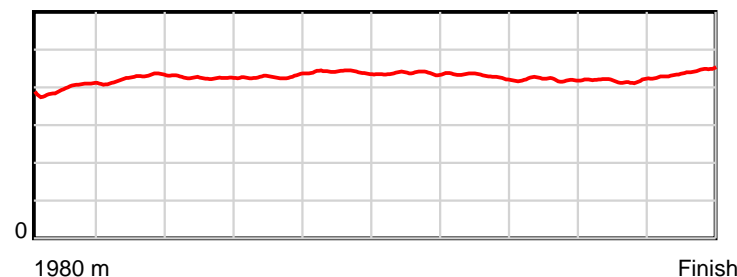
May 07, 2025, Race 4, LADIES' NIGHT 13 JUNE 'BOOK NOW' (JUNIOR DRIVERS) MOB PACE, Distance 1980m, Addington - Survey 1980m

Result	TAB no.	Horse (Barrier)	1980 to	1800m to	1600m to	1400m to	1200m to	1000m to	800m to	600m to	400m to	200m to	Total or	Margin
8th	2	Gladys Greenla... (2)	1800m	1600m	1400m	1200m	1000m	800m	600m	400m	200m	WP	Average	
		Position in running (margin)	-	1(0.0)	1(0.0)	1(0.0)	1(0.0)	1(0.0)	1(0.0)	1(0.0)	3(0.6)	3(2.8)		8.80
		Sectional time (s)	12.38	14.53	14.69	14.54	15.40	15.75	15.14	14.48	14.31	15.13		
		Cumulative time (s)	146.35	133.97	119.44	104.75	90.21	74.81	59.06	43.92	29.44	15.13	2:26.35	
		Speed (m/s)	14.54	13.76	13.61	13.76	12.99	12.70	13.21	13.81	13.98	13.22	13.53	
		Stride length (m)	5.91	5.86	5.79	5.89	5.72	5.55	5.68	5.81	5.84	5.81	5.78	
		Stride duration (s)	0.398	0.425	0.425	0.428	0.441	0.437	0.430	0.421	0.418	0.440	0.428	
		Stride efficiency (%)	54.64	53.62	52.44	54.23	51.20	48.18	50.48	52.75	53.32	52.82	52.29	
		Stride count	30.44	34.14	34.53	33.95	34.94	36.02	35.19	34.42	34.24	34.40	342.27	

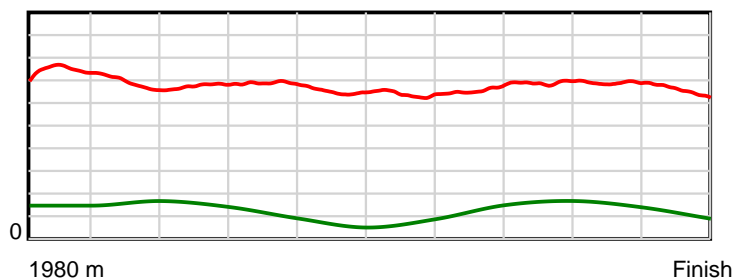
10 m Stride length



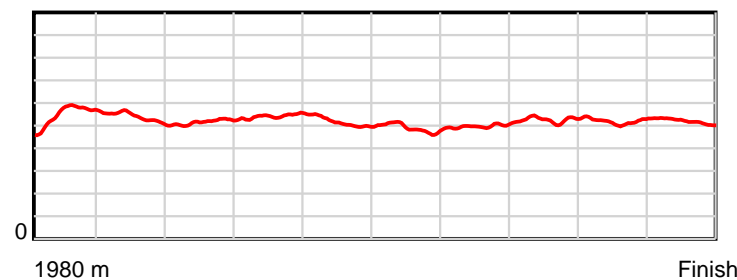
0.6 s Stride duration



20 m/sec Speed



100 % Stride efficiency



Note: Horizontal distance axis grid lines are 200m furlongs.

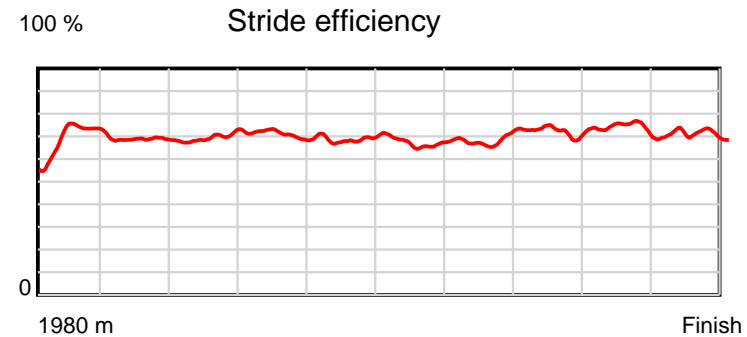
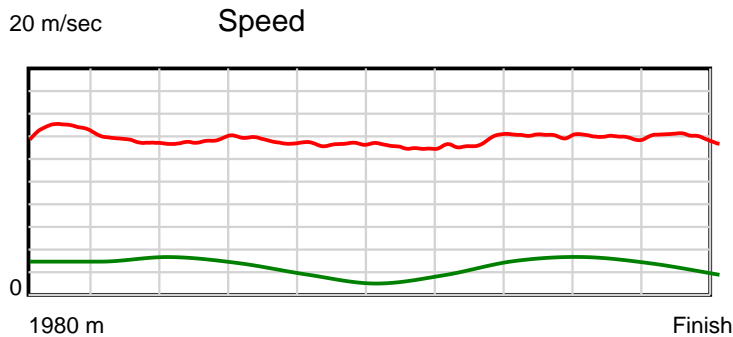
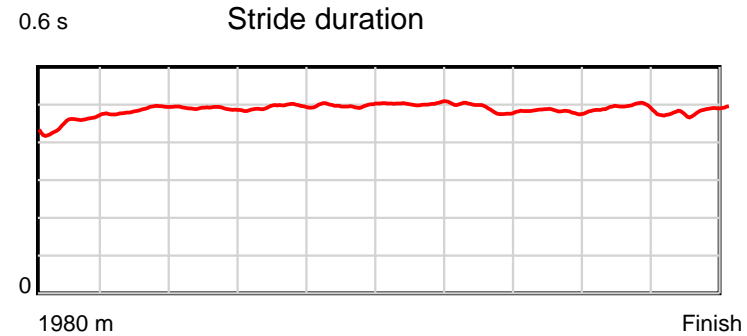
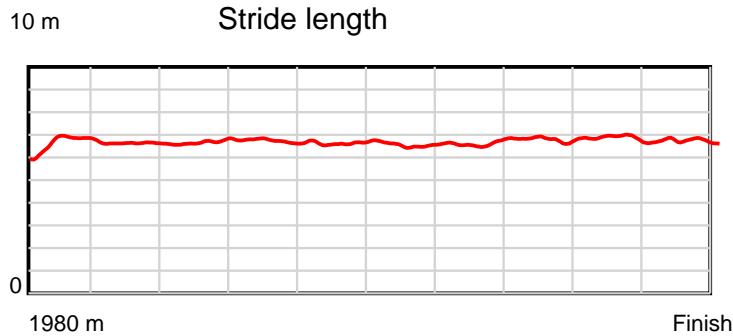
## Disclaimer.

HRNZ and NZMTC and Thoroughbred Ratings Pty Ltd accepts no responsibility for the completeness or accuracy of any of the information contained herein, and makes no representations about its suitability for any particular purpose. Users should make their own judgements about those matters and/or seek independent advice. You assume all risks associated with use of the data provided on this page.

# Race Results

May 07, 2025, Race 4, LADIES' NIGHT 13 JUNE 'BOOK NOW' (JUNIOR DRIVERS) MOB PACE, Distance 1980m, Addington - Survey 1980m

Result	TAB no.	Horse (Barrier)	1980 to	1800m to	1600m to	1400m to	1200m to	1000m to	800m to	600m to	400m to	200m to	Total or	Margin
9th	4	<b>Timbimboo (4)</b>	<b>1800m</b>	<b>1600m</b>	<b>1400m</b>	<b>1200m</b>	<b>1000m</b>	<b>800m</b>	<b>600m</b>	<b>400m</b>	<b>200m</b>	<b>WP</b>	<b>Average</b>	
		Position in running (margin)	-	3(1.5)	6(4.1)	7(5.0)	7(6.1)	8(6.0)	7(5.6)	10(3.6)	10(4.6)	11(8.4)		9.30
		Sectional time (s)	12.53	14.95	14.85	14.73	15.38	15.69	14.80	14.54	14.58	14.40		
		Cumulative time (s)	146.45	133.92	118.97	104.12	89.39	74.01	58.32	43.52	28.98	14.40	2:26.45	
		Speed (m/s)	14.36	13.38	13.47	13.58	13.00	12.75	13.51	13.76	13.72	13.89	13.52	
		Stride length (m)	6.59	6.50	6.60	6.71	6.48	6.40	6.60	6.64	6.73	6.73	6.60	
		Stride duration (s)	0.453	0.486	0.490	0.494	0.499	0.502	0.489	0.483	0.491	0.484	0.488	
		Stride efficiency (%)	67.90	66.05	67.98	70.46	65.71	63.98	68.14	68.86	70.84	70.69	68.01	
		Stride count	27.31	30.76	30.32	29.78	30.84	31.26	30.29	30.13	29.70	29.74	300.13	



Note: Horizontal distance axis grid lines are 200m furlongs.

#### Disclaimer.

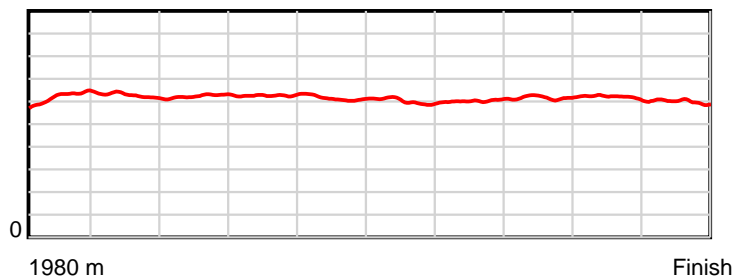
HRNZ and NZMTC and Thoroughbred Ratings Pty Ltd accepts no responsibility for the completeness or accuracy of any of the information contained herein, and makes no representations about its suitability for any particular purpose. Users should make their own judgements about those matters and/or seek independent advice. You assume all risks associated with use of the data provided on this page.

# Race Results

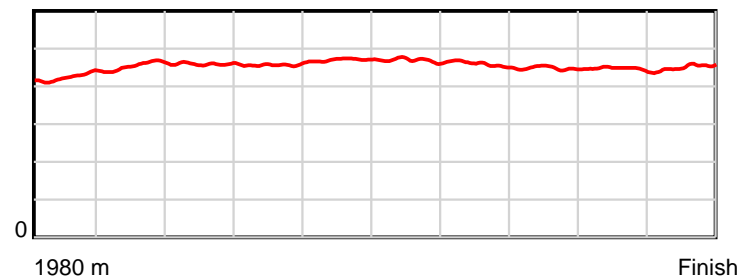
May 07, 2025, Race 4, LADIES' NIGHT 13 JUNE 'BOOK NOW' (JUNIOR DRIVERS) MOB PACE, Distance 1980m, Addington - Survey 1980m

Result	TAB no.	Horse (Barrier)	1980 to	1800m to	1600m to	1400m to	1200m to	1000m to	800m to	600m to	400m to	200m to	Total or	Margin
10th	1	<b>Gliding High (1)</b>	<b>1800m</b>	<b>1600m</b>	<b>1400m</b>	<b>1200m</b>	<b>1000m</b>	<b>800m</b>	<b>600m</b>	<b>400m</b>	<b>200m</b>	<b>WP</b>	<b>Average</b>	
		Position in running (margin)	-	4(2.2)	2(1.9)	3(1.8)	3(2.0)	3(2.1)	3(2.0)	5(2.1)	5(2.4)	5(5.0)		9.70
		Sectional time (s)	12.63	14.47	14.69	14.57	15.42	15.73	15.15	14.44	14.38	15.04		
		Cumulative time (s)	146.52	133.89	119.42	104.73	90.16	74.74	59.01	43.86	29.42	15.04	2:26.52	
		Speed (m/s)	14.25	13.82	13.61	13.73	12.97	12.71	13.20	13.85	13.91	13.30	13.51	
		Stride length (m)	6.18	6.29	6.25	6.27	6.10	5.96	6.06	6.20	6.21	6.00	6.15	
		Stride duration (s)	0.425	0.455	0.459	0.457	0.470	0.469	0.459	0.448	0.447	0.451	0.455	
		Stride efficiency (%)	59.64	61.78	61.07	61.38	58.21	55.48	57.38	60.16	60.33	56.26	59.11	
		Stride count	29.14	31.81	31.99	31.91	32.77	33.57	33.00	32.23	32.19	33.33	321.94	

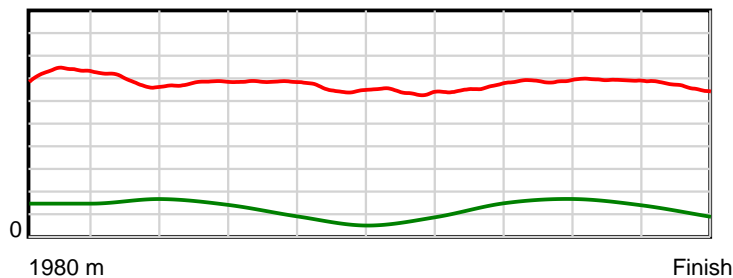
10 m Stride length



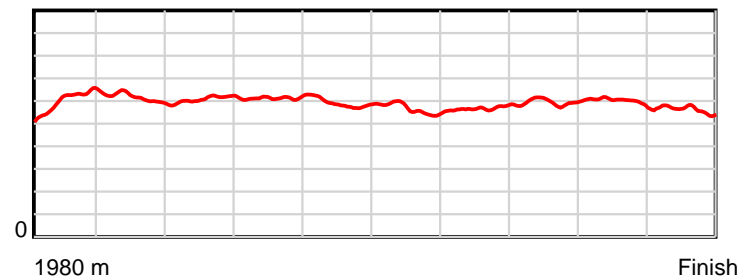
0.6 s Stride duration



20 m/sec Speed



100 % Stride efficiency



Note: Horizontal distance axis grid lines are 200m furlongs.

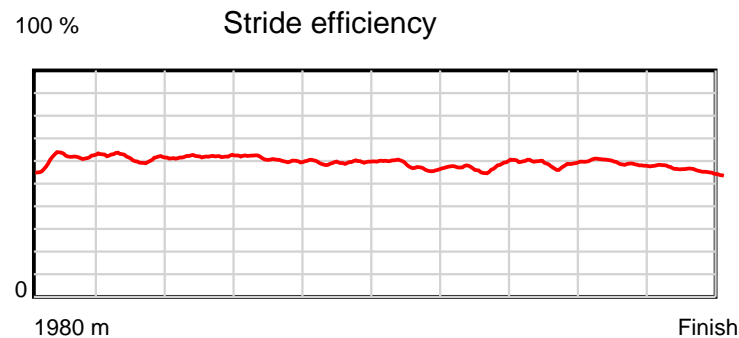
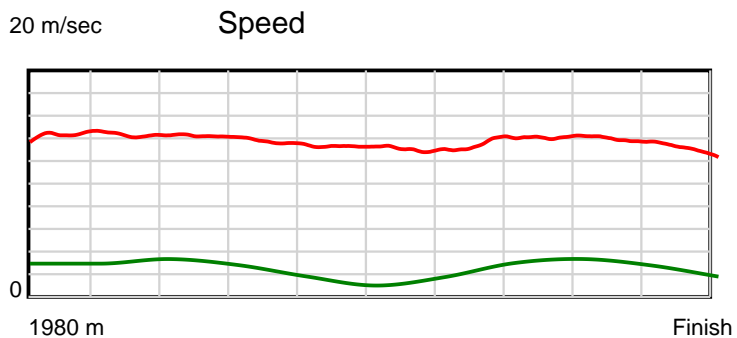
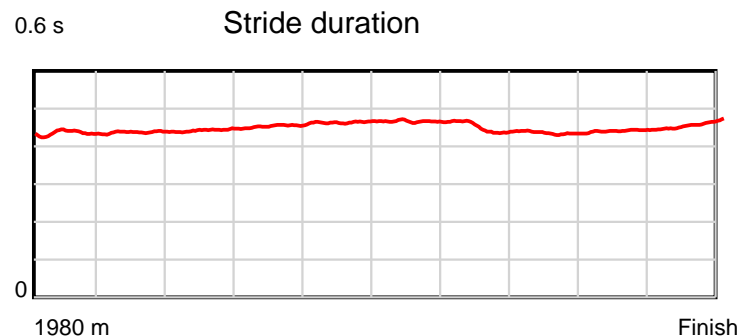
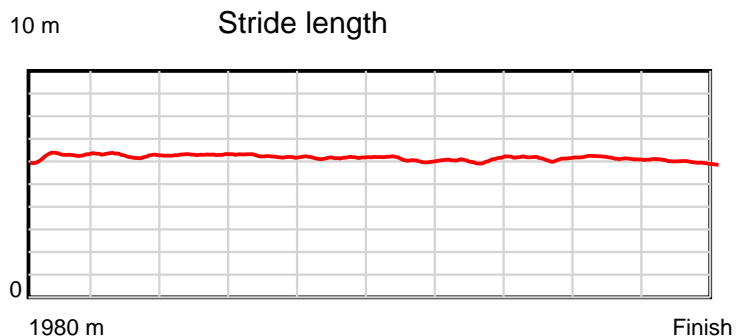
## Disclaimer.

HRNZ and NZMTC and Thoroughbred Ratings Pty Ltd accepts no responsibility for the completeness or accuracy of any of the information contained herein, and makes no representations about its suitability for any particular purpose. Users should make their own judgements about those matters and/or seek independent advice. You assume all risks associated with use of the data provided on this page.

# Race Results

May 07, 2025, Race 4, LADIES' NIGHT 13 JUNE 'BOOK NOW' (JUNIOR DRIVERS) MOB PACE, Distance 1980m, Addington - Survey 1980m

Result	TAB no.	Horse (Barrier)	1980 to	1800m to	1600m to	1400m to	1200m to	1000m to	800m to	600m to	400m to	200m to	Total or	Margin
11th	6	Playing With S... (6)	1800m	1600m	1400m	1200m	1000m	800m	600m	400m	200m	WP	Average	
		Position in running (margin)	-	7(3.8)	5(3.2)	2(1.3)	4(2.1)	4(2.7)	4(2.6)	2(0.5)	4(1.7)	6(5.5)		12.00
		Sectional time (s)	13.02	14.42	14.38	14.67	15.50	15.74	14.78	14.58	14.59	15.27		
		Cumulative time (s)	146.95	133.93	119.51	105.13	90.46	74.96	59.22	44.44	29.86	15.27	2:26.95	
		Speed (m/s)	13.82	13.87	13.91	13.63	12.90	12.71	13.53	13.72	13.71	13.10	13.47	
		Stride length (m)	6.19	6.06	6.15	6.19	5.98	5.92	6.06	5.97	6.06	6.02	6.06	
		Stride duration (s)	0.435	0.437	0.442	0.454	0.464	0.466	0.448	0.435	0.442	0.459	0.450	
		Stride efficiency (%)	59.79	57.47	59.16	59.95	55.95	54.83	57.38	55.60	57.36	56.57	57.34	
		Stride count	29.10	32.98	32.51	32.29	33.43	33.76	33.01	33.53	33.01	33.24	326.86	



Note: Horizontal distance axis grid lines are 200m furlongs.

**Disclaimer.**

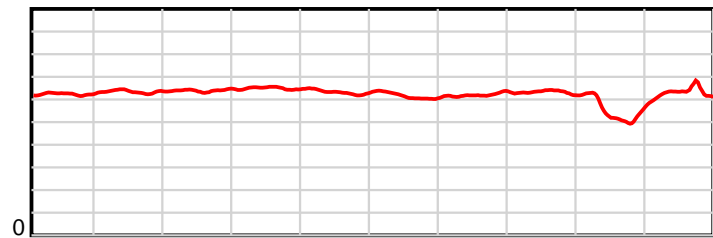
HRNZ and NZMTC and Thoroughbred Ratings Pty Ltd accepts no responsibility for the completeness or accuracy of any of the information contained herein, and makes no representations about its suitability for any particular purpose. Users should make their own judgements about those matters and/or seek independent advice. You assume all risks associated with use of the data provided on this page.

# Race Results

May 07, 2025, Race 4, LADIES' NIGHT 13 JUNE 'BOOK NOW' (JUNIOR DRIVERS) MOB PACE, Distance 1980m, Addington - Survey 1980m

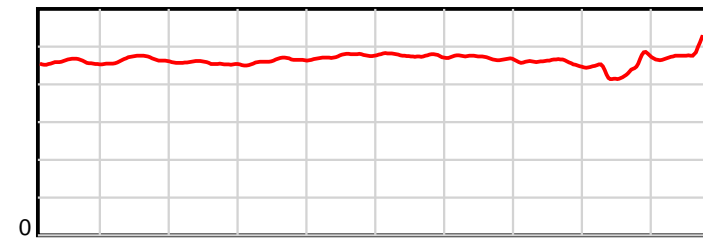
Result	TAB no.	Horse (Barrier)	1980 to	1800m to	1600m to	1400m to	1200m to	1000m to	800m to	600m to	400m to	200m to	Total or	Margin
12th	8	Foveaux Gamble... (8)	1800m	1600m	1400m	1200m	1000m	800m	600m	400m	200m	WP	Average	
		Position in running (margin)	-	11(8.9)	11(11.5)	9(8.6)	8(6.9)	7(5.9)	8(5.8)	12(6.0)	12(6.9)	12(20.3)		25.60
		Sectional time (s)	13.63	14.95	14.21	14.27	15.24	15.73	15.17	14.53	16.17	15.48		
		Cumulative time (s)	149.38	135.75	120.80	106.59	92.32	77.08	61.35	46.18	31.65	15.48	2:29.38	
		Speed (m/s)	13.20	13.38	14.07	14.02	13.12	12.71	13.18	13.76	12.37	12.92	13.25	
		Stride length (m)	6.12	6.23	6.42	6.48	6.25	6.05	6.19	6.28	5.50	6.24	6.17	
		Stride duration (s)	0.459	0.466	0.456	0.462	0.476	0.476	0.470	0.456	0.444	0.483	0.465	
		Stride efficiency (%)	58.57	60.65	64.39	65.68	61.00	57.23	59.91	61.64	47.18	60.83	59.40	
		Stride count	29.40	32.10	31.16	30.85	32.01	33.05	32.30	31.84	36.40	32.05	321.16	

10 m Stride length



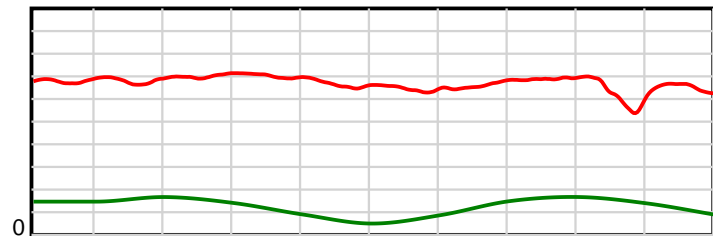
1980 m Finish

0.6 s Stride duration



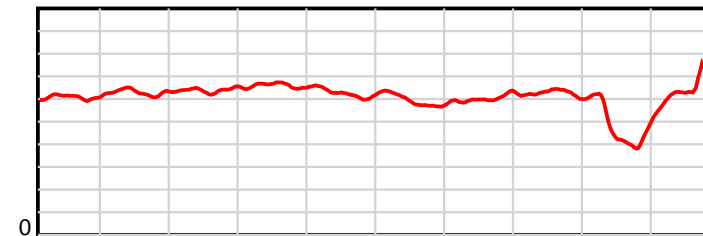
1980 m Finish

20 m/sec Speed



1980 m Finish

100 % Stride efficiency



1980 m Finish

Note: Horizontal distance axis grid lines are 200m furlongs.

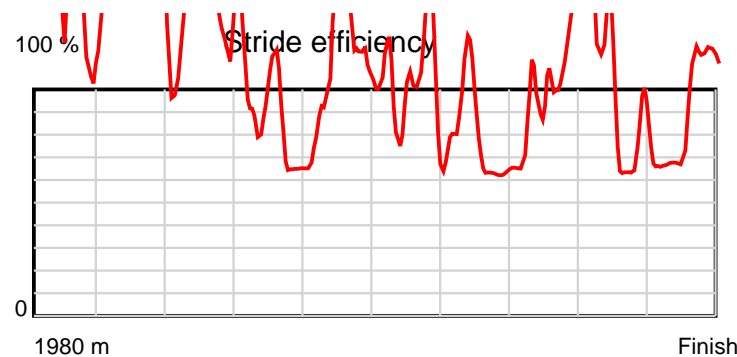
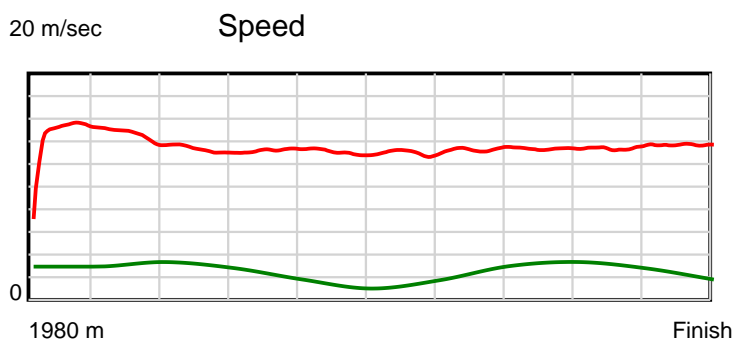
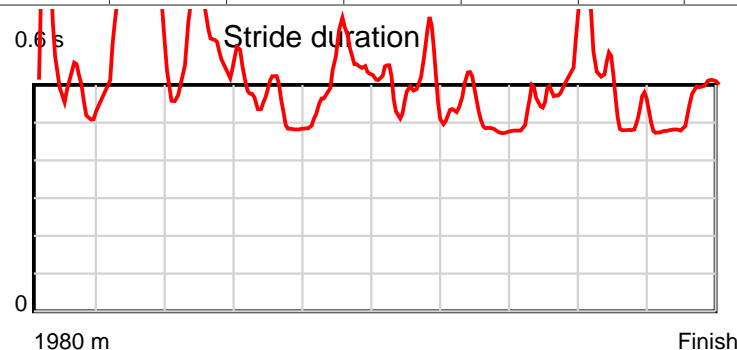
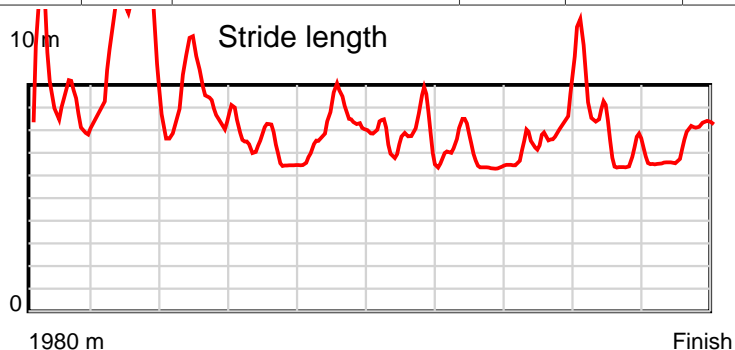
## Disclaimer.

HRNZ and NZMTC and Thoroughbred Ratings Pty Ltd accepts no responsibility for the completeness or accuracy of any of the information contained herein, and makes no representations about its suitability for any particular purpose. Users should make their own judgements about those matters and/or seek independent advice. You assume all risks associated with use of the data provided on this page.

# Race Results

May 07, 2025, Race 5, CANTERBURY PLAINS CHALLENGE SERIES (HEAT 9) MOBILE PACE, Distance 1980m, Addington - Survey 1980m

Result	TAB no.	Horse (Barrier)	1980 to	1800m to	1600m to	1400m to	1200m to	1000m to	800m to	600m to	400m to	200m to	Total or	Margin
1st	7	Hes Santas Exc... (6)	1800m	1600m	1400m	1200m	1000m	800m	600m	400m	200m	WP	Average	
		Position in running (margin)	-	1(0.0)	1(0.0)	1(0.0)	1(0.0)	1(0.0)	1(0.0)	1(0.0)	1(0.0)	1(0.0)		0.00
		Sectional time (s)	12.01	14.11	15.32	14.98	15.36	15.54	15.05	15.11	14.94	14.77		
		Cumulative time (s)	147.19	135.18	121.07	105.75	90.77	75.41	59.87	44.82	29.71	14.77	2:27.19	
		Speed (m/s)	14.99	14.17	13.05	13.35	13.02	12.87	13.29	13.24	13.39	13.54	13.45	
		Stride length (m)	8.28	9.07	8.68	6.92	7.44	7.37	6.68	7.50	7.18	7.08	7.54	
		Stride duration (s)	0.547	0.640	0.665	0.518	0.571	0.572	0.503	0.567	0.536	0.522	0.561	
		Stride efficiency (%)	107.01	128.64	117.86	74.82	86.45	84.85	69.75	87.91	80.50	78.25	88.93	
		Stride count	21.75	22.04	23.03	28.90	26.89	27.14	29.94	26.66	27.86	28.26	262.47	



Note: Horizontal distance axis grid lines are 200m furlongs.

**Disclaimer.**

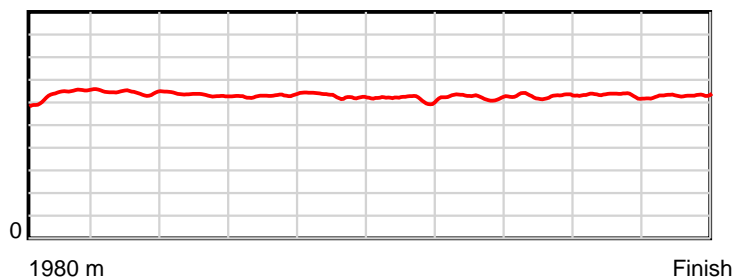
HRNZ and NZMTC and Thoroughbred Ratings Pty Ltd accepts no responsibility for the completeness or accuracy of any of the information contained herein, and makes no representations about its suitability for any particular purpose. Users should make their own judgements about those matters and/or seek independent advice. You assume all risks associated with use of the data provided on this page.

# Race Results

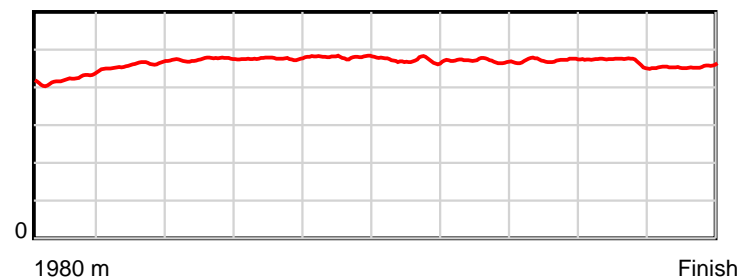
May 07, 2025, Race 5, CANTERBURY PLAINS CHALLENGE SERIES (HEAT 9) MOBILE PACE, Distance 1980m, Addington - Survey 1980m

Result	TAB no.	Horse (Barrier)	1980 to	1800m to	1600m to	1400m to	1200m to	1000m to	800m to	600m to	400m to	200m to	Total or	Margin
2nd	6	Westar Molly (5)	1800m	1600m	1400m	1200m	1000m	800m	600m	400m	200m	WP	Average	
		Position in running (margin)	-	2(1.0)	2(3.1)	2(2.3)	2(2.3)	2(2.6)	3(2.0)	3(1.9)	2(2.1)	2(2.3)		0.80
		Sectional time (s)	12.17	14.47	15.18	14.98	15.40	15.45	15.03	15.14	14.99	14.52		
		Cumulative time (s)	147.33	135.16	120.69	105.51	90.53	75.13	59.68	44.65	29.51	14.52	2:27.33	
		Speed (m/s)	14.79	13.82	13.18	13.35	12.99	12.94	13.31	13.21	13.34	13.77	13.44	
		Stride length (m)	6.30	6.36	6.25	6.36	6.23	6.10	6.25	6.23	6.25	6.28	6.26	
		Stride duration (s)	0.423	0.460	0.474	0.476	0.480	0.471	0.470	0.472	0.468	0.456	0.466	
		Stride efficiency (%)	62.11	63.18	61.06	63.15	60.72	58.20	61.13	60.73	61.07	61.70	61.27	
		Stride count	28.55	31.45	32.00	31.46	32.09	32.77	31.98	32.08	31.99	31.83	316.20	

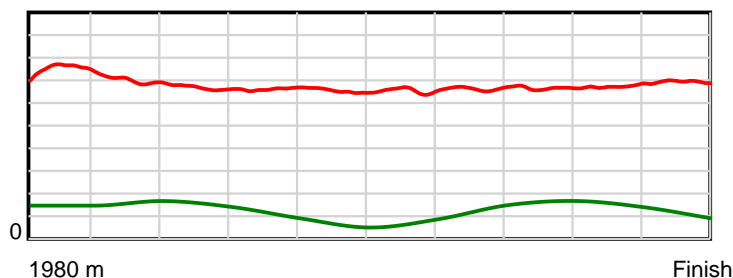
10 m Stride length



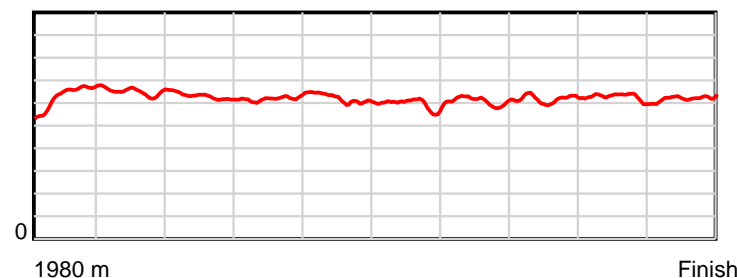
0.6 s Stride duration



20 m/sec Speed



100 % Stride efficiency



Note: Horizontal distance axis grid lines are 200m furlongs.

## Disclaimer.

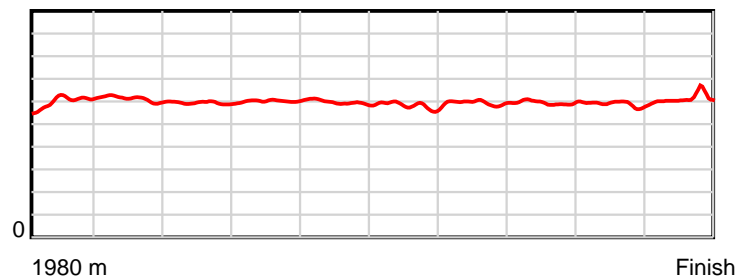
HRNZ and NZMTC and Thoroughbred Ratings Pty Ltd accepts no responsibility for the completeness or accuracy of any of the information contained herein, and makes no representations about its suitability for any particular purpose. Users should make their own judgements about those matters and/or seek independent advice. You assume all risks associated with use of the data provided on this page.

# Race Results

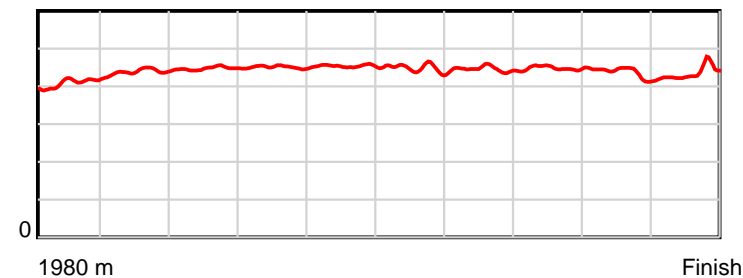
May 07, 2025, Race 5, CANTERBURY PLAINS CHALLENGE SERIES (HEAT 9) MOBILE PACE, Distance 1980m, Addington - Survey 1980m

Result	TAB no.	Horse (Barrier)	1980 to	1800m to	1600m to	1400m to	1200m to	1000m to	800m to	600m to	400m to	200m to	Total or	Margin
3rd	5	He's Tough (4)	1800m	1600m	1400m	1200m	1000m	800m	600m	400m	200m	WP	Average	
		Position in running (margin)	-	4(3.1)	3(5.2)	3(4.1)	3(4.6)	3(4.6)	5(3.8)	4(3.7)	4(4.2)	3(3.8)		1.10
		Sectional time (s)	12.65	14.47	15.13	15.07	15.37	15.41	15.03	15.19	14.88	14.18		
		Cumulative time (s)	147.38	134.73	120.26	105.13	90.06	74.69	59.28	44.25	29.06	14.18	2:27.38	
		Speed (m/s)	14.23	13.82	13.22	13.27	13.01	12.98	13.31	13.17	13.44	14.10	13.43	
		Stride length (m)	5.96	6.08	5.92	5.99	5.90	5.81	5.94	5.90	5.86	6.12	5.95	
		Stride duration (s)	0.410	0.440	0.448	0.451	0.453	0.448	0.446	0.448	0.436	0.434	0.443	
		Stride efficiency (%)	55.42	57.72	54.69	56.02	54.41	52.76	55.10	54.46	53.67	58.43	55.23	
		Stride count	30.22	32.91	33.81	33.40	33.89	34.42	33.68	33.88	34.13	32.71	333.05	

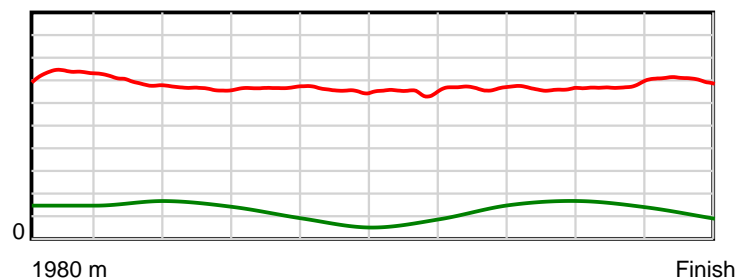
10 m Stride length



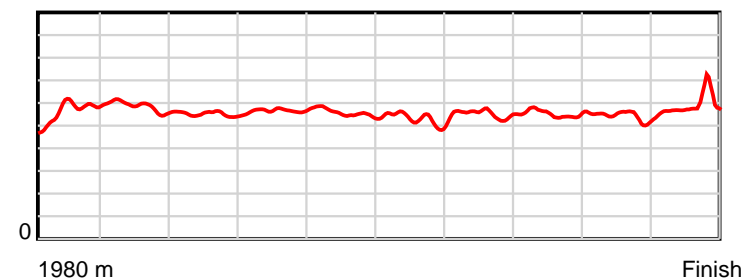
0.6 s Stride duration



20 m/sec Speed



100 % Stride efficiency



Note: Horizontal distance axis grid lines are 200m furlongs.

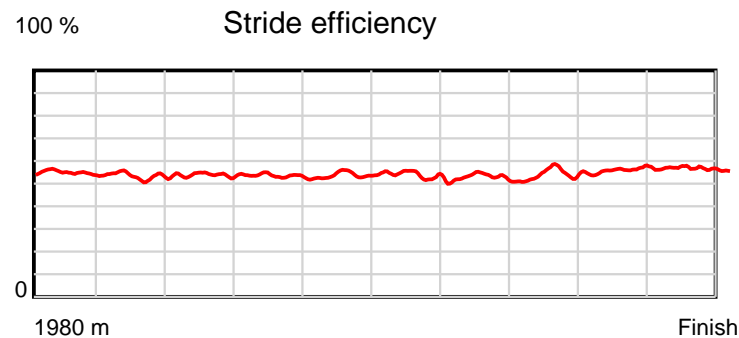
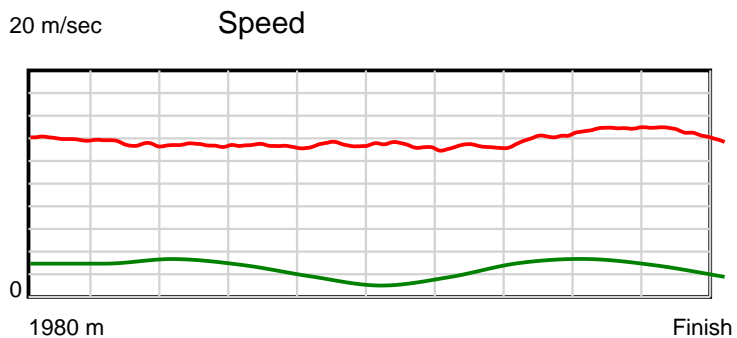
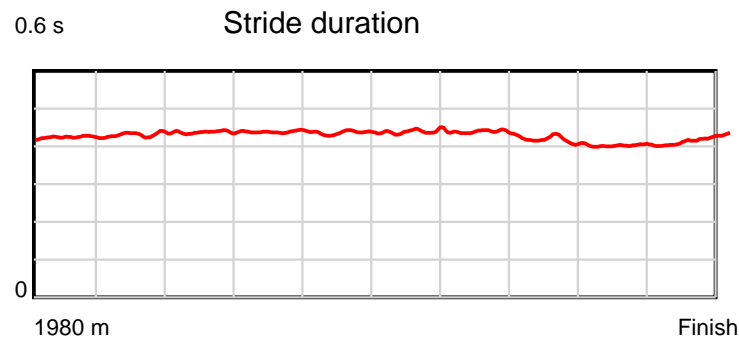
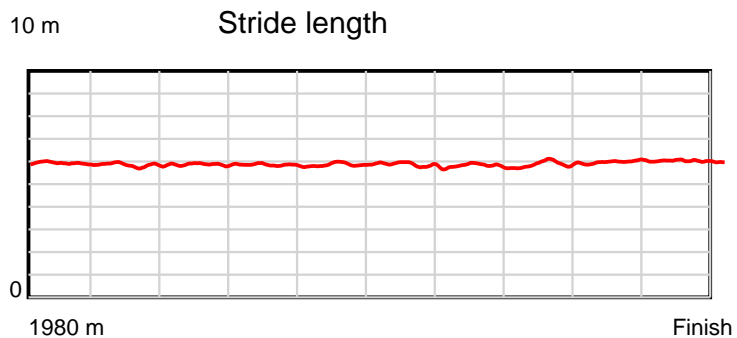
## Disclaimer.

HRNZ and NZMTC and Thoroughbred Ratings Pty Ltd accepts no responsibility for the completeness or accuracy of any of the information contained herein, and makes no representations about its suitability for any particular purpose. Users should make their own judgements about those matters and/or seek independent advice. You assume all risks associated with use of the data provided on this page.

# Race Results

May 07, 2025, Race 5, CANTERBURY PLAINS CHALLENGE SERIES (HEAT 9) MOBILE PACE, Distance 1980m, Addington - Survey 1980m

Result	TAB no.	Horse (Barrier)	1980 to	1800m to	1600m to	1400m to	1200m to	1000m to	800m to	600m to	400m to	200m to	Total or	Margin
4th	14	Radioactive Ja... (0)	1800m	1600m	1400m	1200m	1000m	800m	600m	400m	200m	WP	Average	
		Position in running (margin)	-	12(10.1)	12(16.3)	12(15.5)	12(15.3)	12(14.8)	12(13.5)	12(13.3)	12(10.4)	6(5.4)		1.30
		Sectional time (s)	13.91	15.15	15.19	14.94	15.28	15.33	15.01	14.62	14.12	13.87		
		Cumulative time (s)	147.42	133.51	118.36	103.17	88.23	72.95	57.62	42.61	27.99	13.87	2:27.42	
		Speed (m/s)	12.94	13.20	13.17	13.39	13.09	13.05	13.32	13.68	14.16	14.42	13.43	
		Stride length (m)	5.88	5.69	5.77	5.87	5.71	5.73	5.83	5.67	5.70	6.04	5.79	
		Stride duration (s)	0.424	0.431	0.438	0.438	0.436	0.439	0.437	0.415	0.402	0.419	0.431	
		Stride efficiency (%)	54.02	50.61	51.96	53.77	50.91	51.39	53.06	50.29	50.77	57.02	52.31	
		Stride count	30.62	35.14	34.68	34.09	35.04	34.87	34.32	35.26	35.09	33.11	342.22	



Note: Horizontal distance axis grid lines are 200m furlongs.

#### Disclaimer.

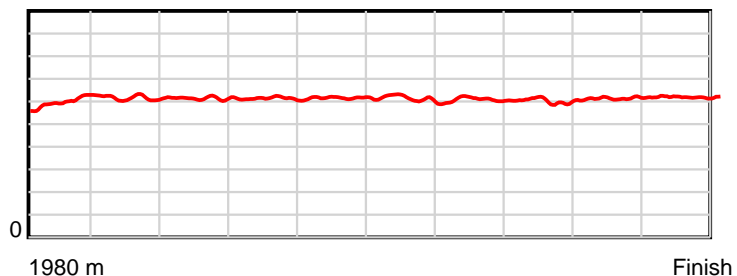
HRNZ and NZMTC and Thoroughbred Ratings Pty Ltd accepts no responsibility for the completeness or accuracy of any of the information contained herein, and makes no representations about its suitability for any particular purpose. Users should make their own judgements about those matters and/or seek independent advice. You assume all risks associated with use of the data provided on this page.

# Race Results

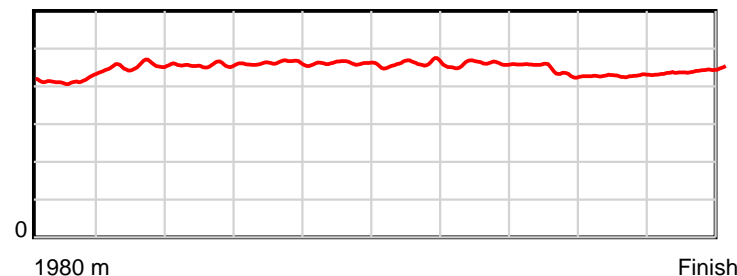
May 07, 2025, Race 5, CANTERBURY PLAINS CHALLENGE SERIES (HEAT 9) MOBILE PACE, Distance 1980m, Addington - Survey 1980m

Result	TAB no.	Horse (Barrier)	1980 to	1800m to	1600m to	1400m to	1200m to	1000m to	800m to	600m to	400m to	200m to	Total or	Margin
5th	3	Wind In The Wi... (3)	1800m	1600m	1400m	1200m	1000m	800m	600m	400m	200m	WP	Average	
		Position in running (margin)	-	6(5.1)	8(10.5)	8(9.3)	9(9.4)	9(8.8)	8(7.7)	8(7.6)	8(7.2)	4(4.1)		1.80
		Sectional time (s)	13.14	15.02	15.12	14.99	15.26	15.36	15.03	15.05	14.41	14.14		
		Cumulative time (s)	147.52	134.38	119.36	104.24	89.25	73.99	58.63	43.60	28.55	14.14	2:27.52	
		Speed (m/s)	13.70	13.32	13.23	13.34	13.11	13.02	13.31	13.29	13.88	14.14	13.42	
		Stride length (m)	5.95	6.05	6.04	6.16	6.05	5.99	6.12	5.86	5.95	6.26	6.04	
		Stride duration (s)	0.415	0.454	0.457	0.461	0.461	0.460	0.460	0.441	0.429	0.443	0.450	
		Stride efficiency (%)	55.36	57.17	56.96	59.20	57.10	56.11	58.44	53.63	55.24	61.27	57.01	
		Stride count	30.24	33.07	33.13	32.49	33.09	33.38	32.70	34.14	33.64	31.94	327.82	

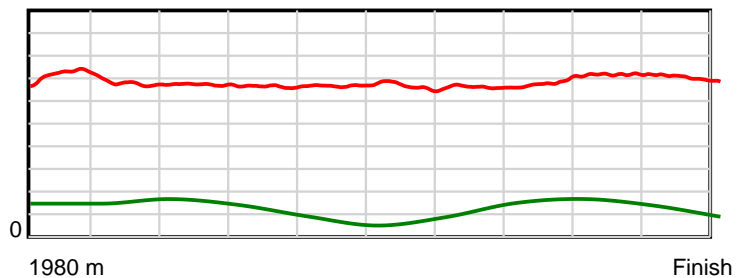
10 m Stride length



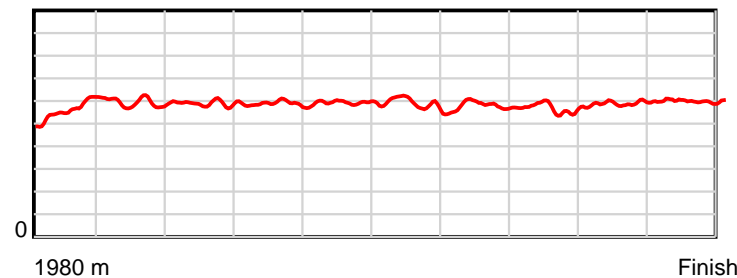
0.6 s Stride duration



20 m/sec Speed



100 % Stride efficiency



Note: Horizontal distance axis grid lines are 200m furlongs.

## Disclaimer.

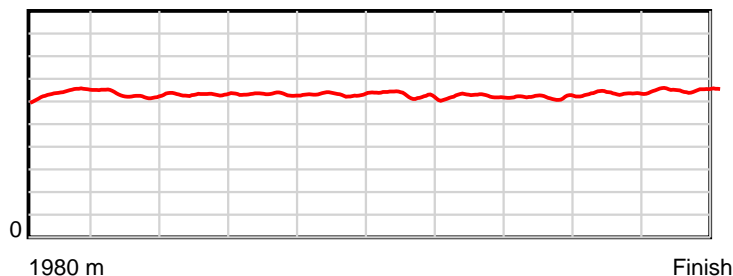
HRNZ and NZMTC and Thoroughbred Ratings Pty Ltd accepts no responsibility for the completeness or accuracy of any of the information contained herein, and makes no representations about its suitability for any particular purpose. Users should make their own judgements about those matters and/or seek independent advice. You assume all risks associated with use of the data provided on this page.

# Race Results

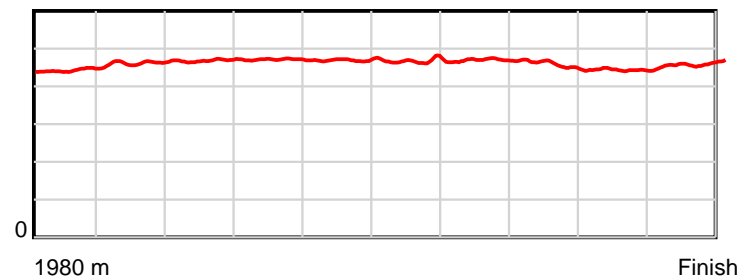
May 07, 2025, Race 5, CANTERBURY PLAINS CHALLENGE SERIES (HEAT 9) MOBILE PACE, Distance 1980m, Addington - Survey 1980m

Result	TAB no.	Horse (Barrier)	1980 to	1800m to	1600m to	1400m to	1200m to	1000m to	800m to	600m to	400m to	200m to	Total or	Margin
6th	11	<b>Motor Mouth (10)</b>	<b>1800m</b>	<b>1600m</b>	<b>1400m</b>	<b>1200m</b>	<b>1000m</b>	<b>800m</b>	<b>600m</b>	<b>400m</b>	<b>200m</b>	<b>WP</b>	<b>Average</b>	
		Position in running (margin)	-	9(7.2)	9(12.4)	9(11.2)	10(11.2)	10(10.6)	10(9.3)	10(9.3)	11(9.5)	10(6.7)		3.10
		Sectional time (s)	13.22	14.98	15.12	14.98	15.27	15.31	15.06	15.13	14.48	14.19		
		Cumulative time (s)	147.74	134.52	119.54	104.42	89.44	74.17	58.86	43.80	28.67	14.19	2:27.74	
		Speed (m/s)	13.62	13.35	13.23	13.35	13.10	13.06	13.28	13.22	13.81	14.09	13.40	
		Stride length (m)	6.35	6.16	6.20	6.28	6.15	6.10	6.24	6.04	6.14	6.49	6.21	
		Stride duration (s)	0.443	0.462	0.468	0.471	0.470	0.467	0.470	0.457	0.444	0.460	0.463	
		Stride efficiency (%)	62.99	59.37	59.98	61.66	59.14	58.07	60.80	56.96	58.82	65.73	60.25	
		Stride count	28.35	32.45	32.28	31.84	32.51	32.81	32.06	33.13	32.60	30.84	318.87	

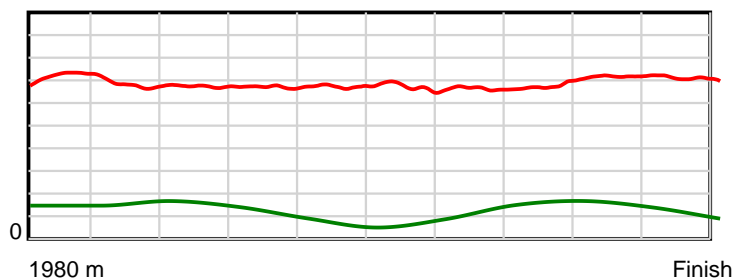
10 m Stride length



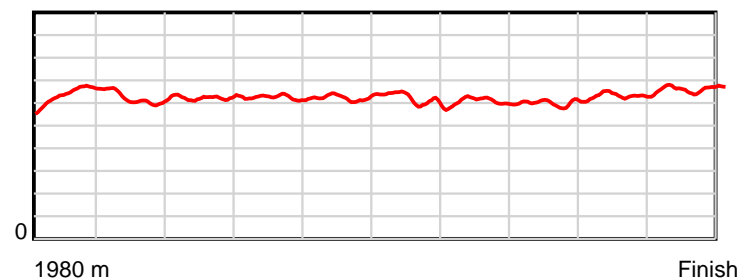
0.6 s Stride duration



20 m/sec Speed



100 % Stride efficiency



Note: Horizontal distance axis grid lines are 200m furlongs.

## Disclaimer.

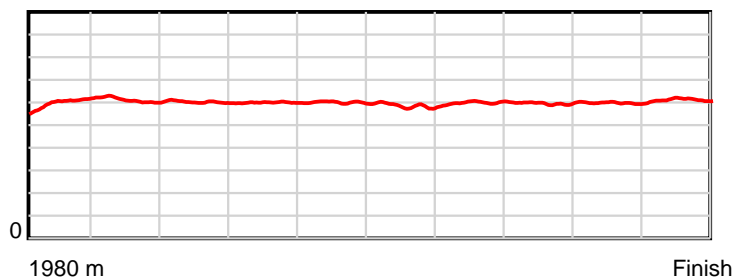
HRNZ and NZMTC and Thoroughbred Ratings Pty Ltd accepts no responsibility for the completeness or accuracy of any of the information contained herein, and makes no representations about its suitability for any particular purpose. Users should make their own judgements about those matters and/or seek independent advice. You assume all risks associated with use of the data provided on this page.

# Race Results

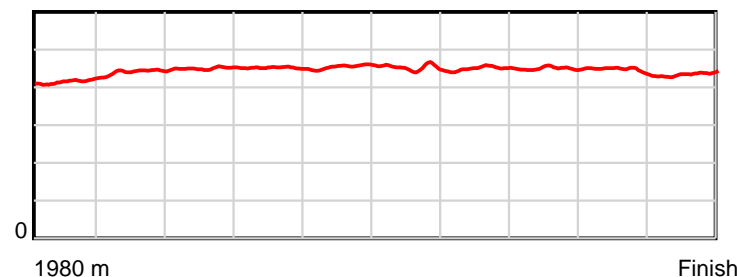
May 07, 2025, Race 5, CANTERBURY PLAINS CHALLENGE SERIES (HEAT 9) MOBILE PACE, Distance 1980m, Addington - Survey 1980m

Result	TAB no.	Horse (Barrier)	1980 to	1800m to	1600m to	1400m to	1200m to	1000m to	800m to	600m to	400m to	200m to	Total or	Margin
7th	1	My Ten Guitars (2)	1800m	1600m	1400m	1200m	1000m	800m	600m	400m	200m	WP	Average	
		Position in running (margin)	-	7(5.5)	5(8.0)	5(6.6)	5(6.6)	6(6.3)	7(6.3)	7(6.2)	7(6.4)	8(6.0)		3.20
		Sectional time (s)	13.05	14.53	15.09	14.98	15.32	15.54	15.02	15.16	14.87	14.20		
		Cumulative time (s)	147.76	134.71	120.18	105.09	90.11	74.79	59.25	44.23	29.07	14.20	2:27.76	
		Speed (m/s)	13.79	13.76	13.25	13.35	13.05	12.87	13.32	13.19	13.45	14.08	13.40	
		Stride length (m)	5.93	6.07	5.97	6.03	5.93	5.82	5.99	5.94	6.00	6.13	5.98	
		Stride duration (s)	0.416	0.441	0.451	0.452	0.455	0.452	0.450	0.450	0.446	0.435	0.446	
		Stride efficiency (%)	54.87	57.67	55.74	56.79	55.00	52.91	56.10	55.09	56.31	58.69	55.90	
		Stride count	30.38	32.92	33.49	33.18	33.71	34.37	33.38	33.68	33.32	32.63	331.06	

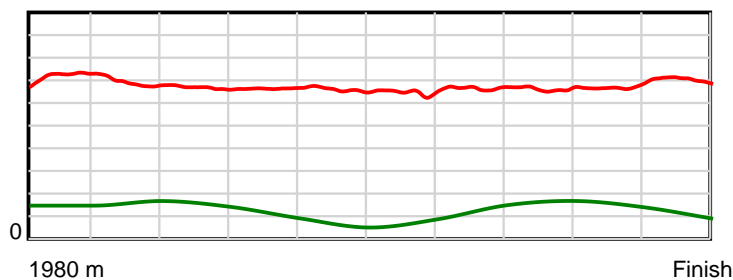
10 m Stride length



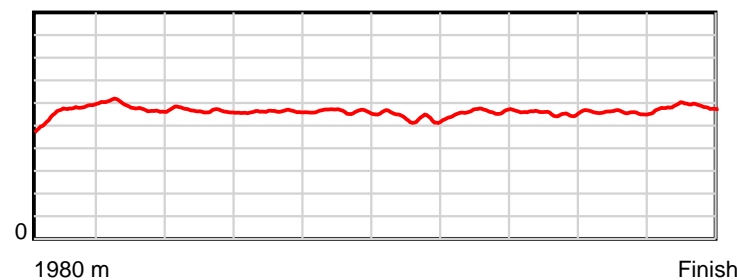
0.6 s Stride duration



20 m/sec Speed



100 % Stride efficiency



Note: Horizontal distance axis grid lines are 200m furlongs.

## Disclaimer.

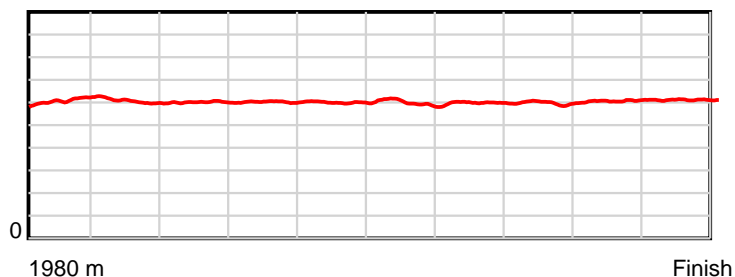
HRNZ and NZMTC and Thoroughbred Ratings Pty Ltd accepts no responsibility for the completeness or accuracy of any of the information contained herein, and makes no representations about its suitability for any particular purpose. Users should make their own judgements about those matters and/or seek independent advice. You assume all risks associated with use of the data provided on this page.

# Race Results

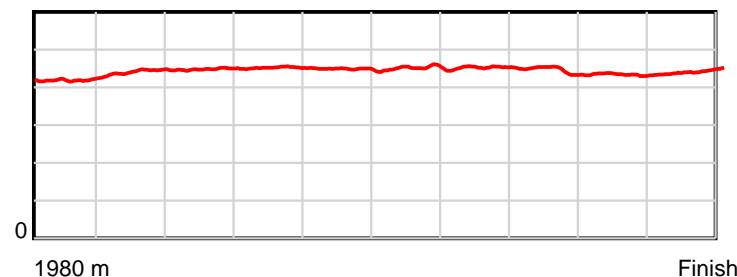
May 07, 2025, Race 5, CANTERBURY PLAINS CHALLENGE SERIES (HEAT 9) MOBILE PACE, Distance 1980m, Addington - Survey 1980m

Result	TAB no.	Horse (Barrier)	1980 to	1800m to	1600m to	1400m to	1200m to	1000m to	800m to	600m to	400m to	200m to	Total or	Margin
8th	9	<b>Touch N Go (8)</b>	<b>1800m</b>	<b>1600m</b>	<b>1400m</b>	<b>1200m</b>	<b>1000m</b>	<b>800m</b>	<b>600m</b>	<b>400m</b>	<b>200m</b>	<b>WP</b>	<b>Average</b>	
		Position in running (margin)	-	5(3.9)	6(8.4)	6(7.4)	6(7.4)	7(6.5)	6(5.3)	6(5.8)	6(5.9)	5(4.5)		3.40
		Sectional time (s)	12.69	14.86	15.16	14.98	15.22	15.33	15.14	15.12	14.71	14.59		
		Cumulative time (s)	147.80	135.11	120.25	105.09	90.11	74.89	59.56	44.42	29.30	14.59	2:27.80	
		Speed (m/s)	14.18	13.46	13.19	13.35	13.14	13.05	13.21	13.23	13.60	13.71	13.40	
		Stride length (m)	6.05	5.94	5.91	6.04	5.89	5.89	5.98	5.88	5.90	6.06	5.95	
		Stride duration (s)	0.419	0.441	0.448	0.452	0.448	0.451	0.453	0.445	0.434	0.442	0.444	
		Stride efficiency (%)	57.23	55.18	54.62	56.93	54.19	54.20	55.89	54.05	54.44	57.47	55.38	
		Stride count	29.74	33.66	33.83	33.14	33.96	33.96	33.44	34.01	33.88	32.98	332.60	

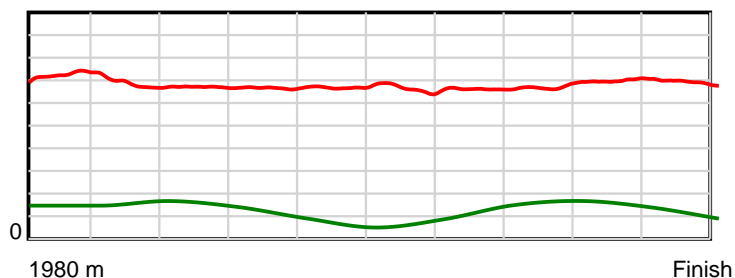
10 m Stride length



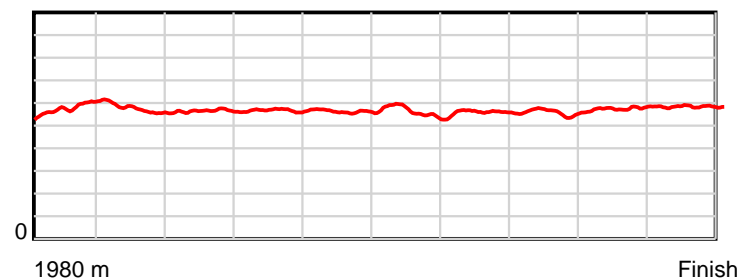
0.6 s Stride duration



20 m/sec Speed



100 % Stride efficiency



Note: Horizontal distance axis grid lines are 200m furlongs.

**Disclaimer.**

HRNZ and NZMTC and Thoroughbred Ratings Pty Ltd accepts no responsibility for the completeness or accuracy of any of the information contained herein, and makes no representations about its suitability for any particular purpose. Users should make their own judgements about those matters and/or seek independent advice. You assume all risks associated with use of the data provided on this page.

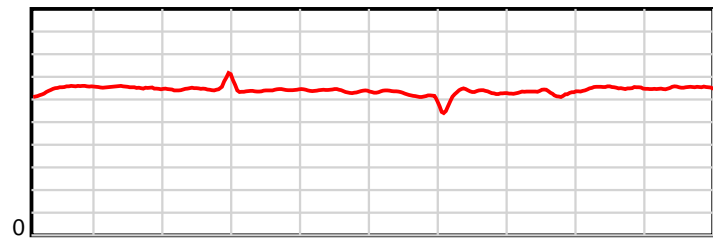


# Race Results

May 07, 2025, Race 5, CANTERBURY PLAINS CHALLENGE SERIES (HEAT 9) MOBILE PACE, Distance 1980m, Addington - Survey 1980m

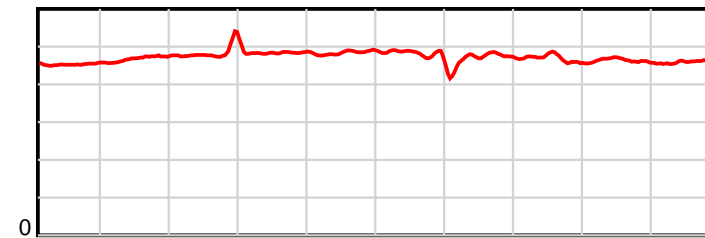
Result	TAB no.	Horse (Barrier)	1980 to	1800m to	1600m to	1400m to	1200m to	1000m to	800m to	600m to	400m to	200m to	Total or	Margin
9th	10	<b>Star Magic (9)</b>	<b>1800m</b>	<b>1600m</b>	<b>1400m</b>	<b>1200m</b>	<b>1000m</b>	<b>800m</b>	<b>600m</b>	<b>400m</b>	<b>200m</b>	<b>WP</b>	<b>Average</b>	
		Position in running (margin)	-	10(8.0)	7(10.2)	7(8.0)	7(8.8)	8(8.1)	9(8.1)	9(8.1)	9(8.1)	9(6.4)		3.90
		Sectional time (s)	13.32	14.48	14.95	15.11	15.25	15.54	15.04	15.11	14.65	14.45		
		Cumulative time (s)	147.90	134.58	120.10	105.15	90.04	74.79	59.25	44.21	29.10	14.45	2:27.90	
		Speed (m/s)	13.51	13.81	13.38	13.24	13.11	12.87	13.30	13.24	13.65	13.84	13.39	
		Stride length (m)	6.43	6.47	6.46	6.40	6.35	6.10	6.29	6.17	6.32	6.41	6.34	
		Stride duration (s)	0.453	0.468	0.483	0.484	0.484	0.474	0.473	0.467	0.463	0.463	0.473	
		Stride efficiency (%)	64.63	65.34	65.14	64.06	62.94	58.19	61.82	59.55	62.51	64.11	62.74	
		Stride count	27.99	30.93	30.98	31.24	31.51	32.78	31.80	32.40	31.62	31.22	312.47	

10 m Stride length



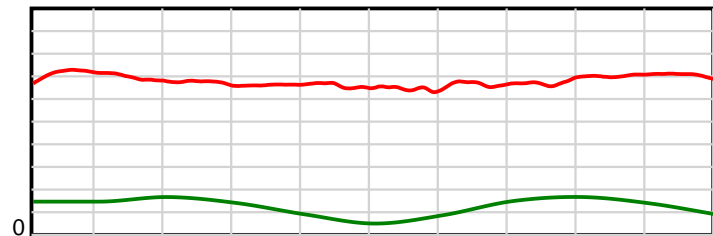
1980 m Finish

0.6 s Stride duration



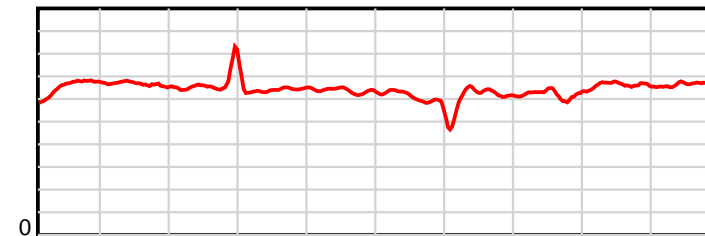
1980 m Finish

20 m/sec Speed



1980 m Finish

100 % Stride efficiency



1980 m Finish

Note: Horizontal distance axis grid lines are 200m furlongs.

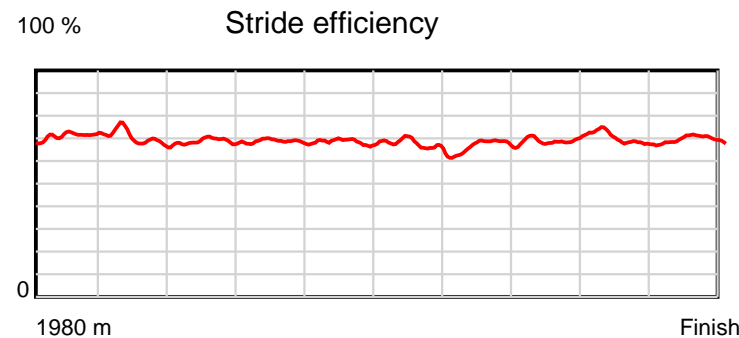
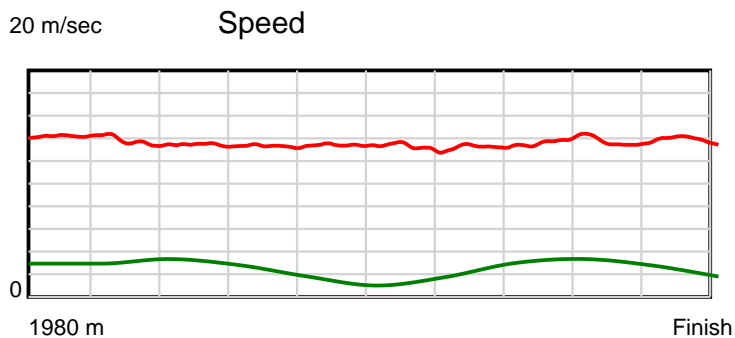
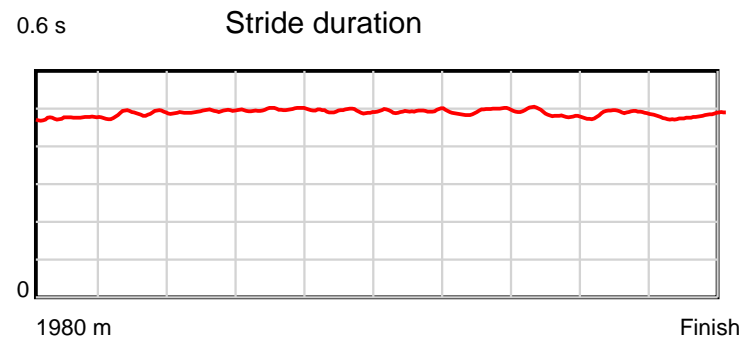
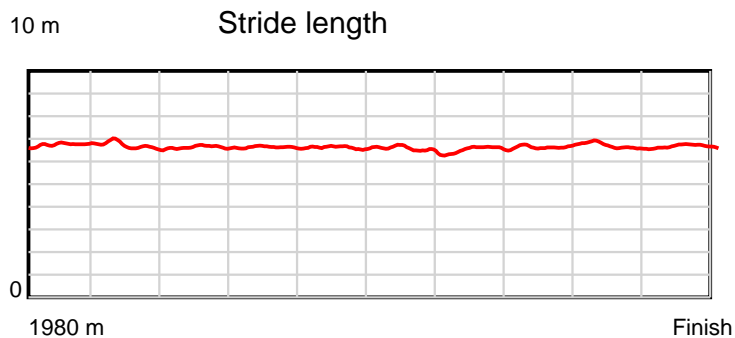
## Disclaimer.

HRNZ and NZMTC and Thoroughbred Ratings Pty Ltd accepts no responsibility for the completeness or accuracy of any of the information contained herein, and makes no representations about its suitability for any particular purpose. Users should make their own judgements about those matters and/or seek independent advice. You assume all risks associated with use of the data provided on this page.

# Race Results

May 07, 2025, Race 5, CANTERBURY PLAINS CHALLENGE SERIES (HEAT 9) MOBILE PACE, Distance 1980m, Addington - Survey 1980m

Result	TAB no.	Horse (Barrier)	1980 to	1800m to	1600m to	1400m to	1200m to	1000m to	800m to	600m to	400m to	200m to	Total or	Margin
10th	13	<b>Ideal Chevron (1)</b>	<b>1800m</b>	<b>1600m</b>	<b>1400m</b>	<b>1200m</b>	<b>1000m</b>	<b>800m</b>	<b>600m</b>	<b>400m</b>	<b>200m</b>	<b>WP</b>	<b>Average</b>	
		Position in running (margin)	-	11(9.2)	11(14.9)	11(13.6)	11(13.2)	11(12.8)	11(11.4)	11(11.2)	10(9.1)	12(8.5)		5.60
		Sectional time (s)	13.74	15.06	15.10	14.91	15.30	15.31	15.01	14.77	14.83	14.17		
		Cumulative time (s)	148.20	134.46	119.40	104.30	89.39	74.09	58.78	43.77	29.00	14.17	2:28.20	
		Speed (m/s)	13.10	13.28	13.25	13.41	13.07	13.06	13.32	13.54	13.49	14.11	13.36	
		Stride length (m)	6.67	6.46	6.54	6.67	6.46	6.44	6.57	6.55	6.59	6.79	6.57	
		Stride duration (s)	0.475	0.486	0.493	0.497	0.494	0.493	0.493	0.484	0.489	0.481	0.492	
		Stride efficiency (%)	69.50	65.22	66.77	69.49	65.12	64.77	67.55	67.12	67.85	72.04	67.47	
		Stride count	26.99	30.96	30.60	29.99	30.98	31.07	30.42	30.52	30.35	29.46	301.34	



Note: Horizontal distance axis grid lines are 200m furlongs.

#### Disclaimer.

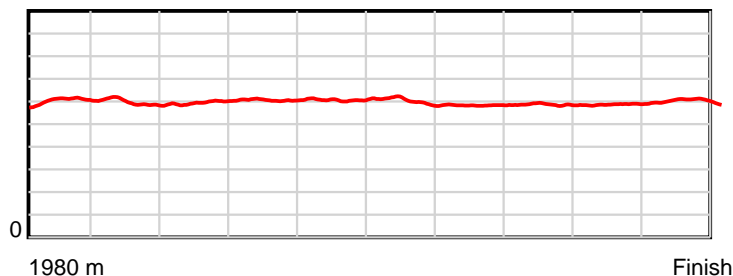
HRNZ and NZMTC and Thoroughbred Ratings Pty Ltd accepts no responsibility for the completeness or accuracy of any of the information contained herein, and makes no representations about its suitability for any particular purpose. Users should make their own judgements about those matters and/or seek independent advice. You assume all risks associated with use of the data provided on this page.

# Race Results

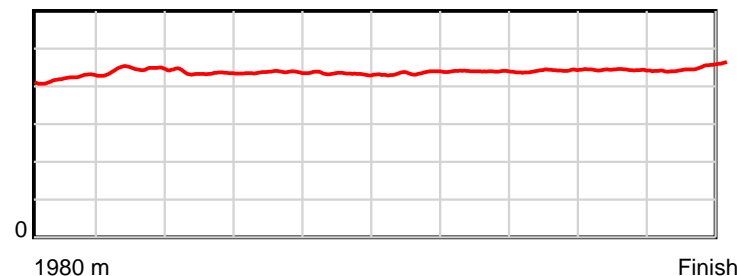
May 07, 2025, Race 5, CANTERBURY PLAINS CHALLENGE SERIES (HEAT 9) MOBILE PACE, Distance 1980m, Addington - Survey 1980m

Result	TAB no.	Horse (Barrier)	1980 to	1800m to	1600m to	1400m to	1200m to	1000m to	800m to	600m to	400m to	200m to	Total or	Margin
11th	12	Betterwithblin... (11)	1800m	1600m	1400m	1200m	1000m	800m	600m	400m	200m	WP	Average	
		Position in running (margin)	-	8(6.6)	10(14.1)	10(12.9)	8(9.2)	5(5.5)	2(1.6)	2(1.6)	3(3.0)	7(5.7)		6.90
		Sectional time (s)	13.13	15.37	15.12	14.38	14.75	14.87	15.06	15.33	15.41	15.01		
		Cumulative time (s)	148.43	135.30	119.93	104.81	90.43	75.68	60.81	45.75	30.42	15.01	2:28.43	
		Speed (m/s)	13.71	13.01	13.23	13.91	13.56	13.45	13.28	13.05	12.98	13.32	13.34	
		Stride length (m)	6.00	5.79	5.77	6.09	5.88	5.86	5.84	5.77	5.75	6.02	5.87	
		Stride duration (s)	0.422	0.445	0.436	0.437	0.433	0.436	0.439	0.443	0.443	0.452	0.440	
		Stride efficiency (%)	56.27	52.42	51.96	57.87	53.95	53.68	53.24	52.10	51.73	56.57	53.90	
		Stride count	30.00	34.53	34.68	32.86	34.04	34.12	34.27	34.64	34.76	33.24	337.14	

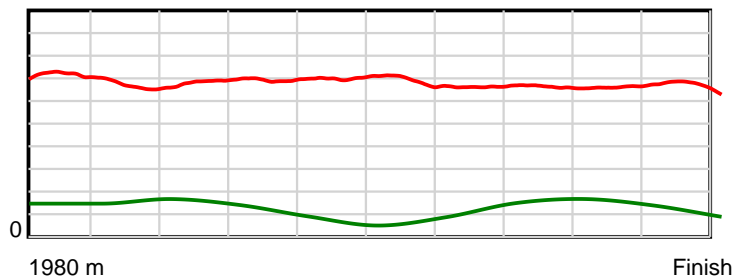
10 m Stride length



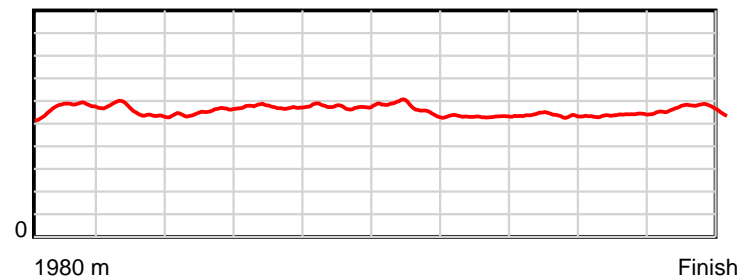
0.6 s Stride duration



20 m/sec Speed



100 % Stride efficiency



Note: Horizontal distance axis grid lines are 200m furlongs.

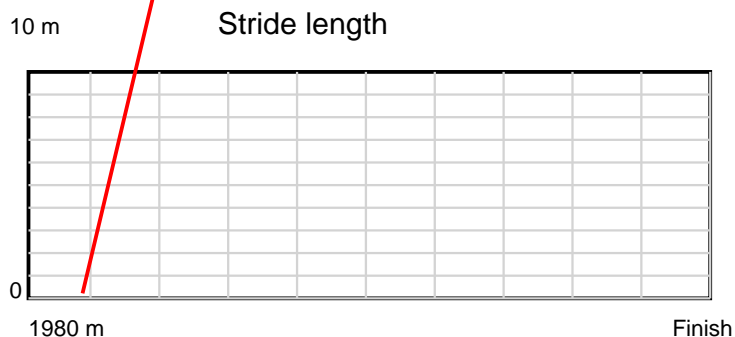
**Disclaimer.**

HRNZ and NZMTC and Thoroughbred Ratings Pty Ltd accepts no responsibility for the completeness or accuracy of any of the information contained herein, and makes no representations about its suitability for any particular purpose. Users should make their own judgements about those matters and/or seek independent advice. You assume all risks associated with use of the data provided on this page.

# Race Results

May 07, 2025, Race 5, CANTERBURY PLAINS CHALLENGE SERIES (HEAT 9) MOBILE PACE, Distance 1980m, Addington - Survey 1980m

Result	TAB no.	Horse (Barrier)	1980 to	1800m to	1600m to	1400m to	1200m to	1000m to	800m to	600m to	400m to	200m to	Total or	Margin
12th	8	<b>Searing Light (7)</b>	<b>1800m</b>	<b>1600m</b>	<b>1400m</b>	<b>1200m</b>	<b>1000m</b>	<b>800m</b>	<b>600m</b>	<b>400m</b>	<b>200m</b>	<b>WP</b>	<b>Average</b>	
		Position in running (margin)	-	3(2.2)	4(6.5)	4(5.3)	4(5.7)	4(5.0)	4(3.5)	5(3.9)	5(5.0)	11(7.1)		11.50
		Sectional time (s)	12.59	14.83	15.12	15.04	15.26	15.29	15.11	15.29	15.30	15.43		
		Cumulative time (s)	149.26	136.67	121.84	106.72	91.68	76.42	61.13	46.02	30.73	15.43	2:29.26	
		Speed (m/s)	14.30	13.49	13.23	13.30	13.11	13.08	13.24	13.08	13.07	12.96	13.27	
		Stride length (m)	1540.10	197.40	156.15	149.58	174.45	54.63	17.70	17.49	17.49	17.33	36.48	
		Stride duration (s)	104.524	14.637	11.803	11.245	13.307	4.176	1.337	1.337	1.337	1.337	2.750	
		Stride efficiency (%)	3706490.25	60892.93	38103.66	34961.18	47557.70	4663.72	489.52	478.14	477.75	469.58	2080.05	
		Stride count	0.12	1.01	1.28	1.34	1.15	3.66	11.30	11.43	11.44	11.54	54.27	



Note: Horizontal distance axis grid lines are 200m furlongs.

#### Disclaimer.

HRNZ and NZMTC and Thoroughbred Ratings Pty Ltd accepts no responsibility for the completeness or accuracy of any of the information contained herein, and makes no representations about its suitability for any particular purpose. Users should make their own judgements about those matters and/or seek independent advice. You assume all risks associated with use of the data provided on this page.

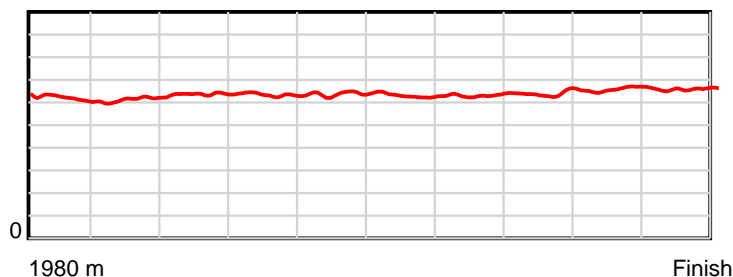


# Race Results

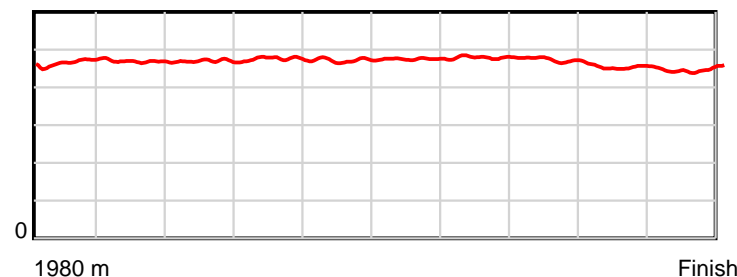
May 07, 2025, Race 6, GOLD BAND TAXIS MOBILE PACE, Distance 1980m, Addington - Survey 1980m

Result	TAB no.	Horse (Barrier)	1980 to	1800m to	1600m to	1400m to	1200m to	1000m to	800m to	600m to	400m to	200m to	Total or	Margin
1st	9	<b>Gimmesomelovin (8)</b>	<b>1800m</b>	<b>1600m</b>	<b>1400m</b>	<b>1200m</b>	<b>1000m</b>	<b>800m</b>	<b>600m</b>	<b>400m</b>	<b>200m</b>	<b>WP</b>	<b>Average</b>	
		Position in running (margin)	-	9(8.9)	9(13.9)	9(14.9)	9(10.1)	7(6.7)	8(7.5)	7(6.7)	7(6.9)	4(2.2)		0.00
		Sectional time (s)	14.01	15.74	15.10	15.04	15.00	15.64	15.29	15.11	14.13	13.58		
		Cumulative time (s)	148.64	134.63	118.89	103.79	88.75	73.75	58.11	42.82	27.71	13.58	2:28.64	
		Speed (m/s)	12.85	12.71	13.25	13.30	13.33	12.79	13.08	13.24	14.15	14.73	13.32	
		Stride length (m)	6.06	5.96	6.23	6.32	6.30	6.07	6.28	6.24	6.41	6.59	6.24	
		Stride duration (s)	0.465	0.469	0.470	0.476	0.472	0.475	0.480	0.472	0.453	0.447	0.469	
		Stride efficiency (%)	57.36	55.43	60.56	62.49	61.99	57.65	61.54	60.90	64.19	67.83	60.88	
		Stride count	29.71	33.58	32.13	31.63	31.75	32.93	31.87	32.04	31.21	30.36	317.21	

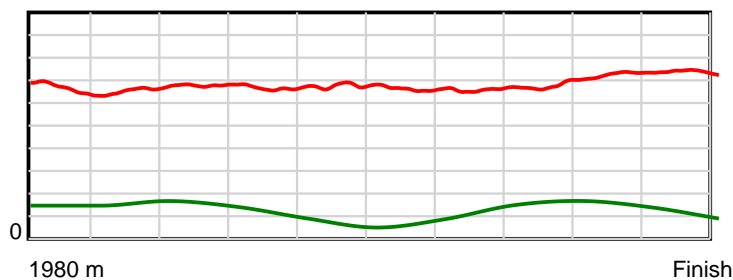
10 m Stride length



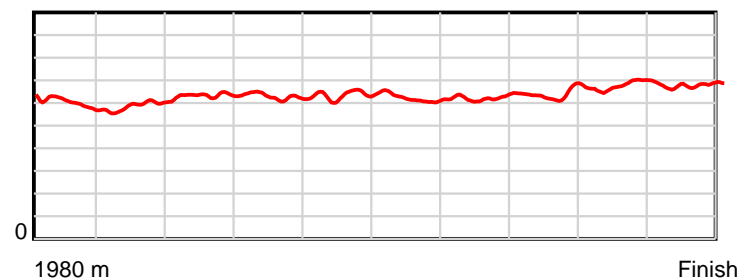
0.6 s Stride duration



20 m/sec Speed



100 % Stride efficiency



Note: Horizontal distance axis grid lines are 200m furlongs.

## Disclaimer.

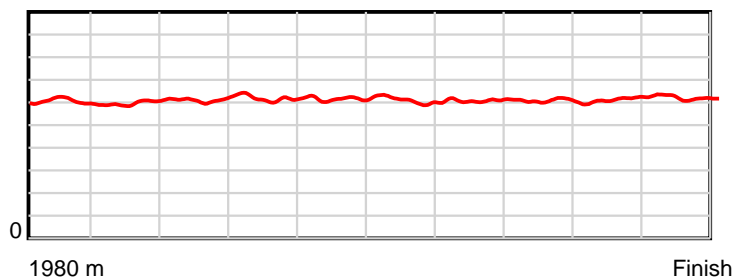
HRNZ and NZMTC and Thoroughbred Ratings Pty Ltd accepts no responsibility for the completeness or accuracy of any of the information contained herein, and makes no representations about its suitability for any particular purpose. Users should make their own judgements about those matters and/or seek independent advice. You assume all risks associated with use of the data provided on this page.

# Race Results

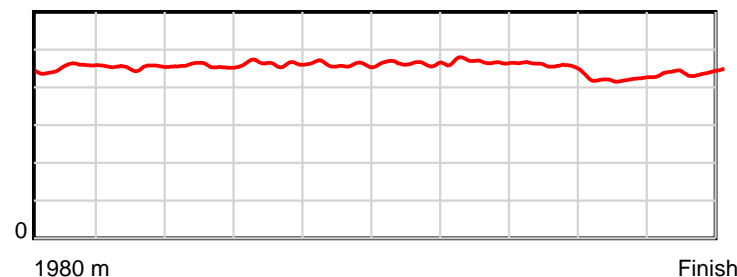
May 07, 2025, Race 6, GOLD BAND TAXIS MOBILE PACE, Distance 1980m, Addington - Survey 1980m

Result	TAB no.	Horse (Barrier)	1980 to	1800m to	1600m to	1400m to	1200m to	1000m to	800m to	600m to	400m to	200m to	Total or	Margin
2nd	8	Melton Enforce... (7)	1800m	1600m	1400m	1200m	1000m	800m	600m	400m	200m	WP	Average	
		Position in running (margin)	-	7(7.2)	8(11.1)	8(13.1)	7(8.0)	6(5.4)	6(4.6)	5(3.8)	5(5.3)	2(0.7)		0.90
		Sectional time (s)	13.40	15.55	15.27	14.99	15.12	15.38	15.29	15.33	14.15	14.32		
		Cumulative time (s)	148.80	135.40	119.85	104.58	89.59	74.47	59.09	43.80	28.47	14.32	2:28.80	
		Speed (m/s)	13.44	12.86	13.10	13.34	13.23	13.00	13.08	13.05	14.13	13.97	13.31	
		Stride length (m)	6.02	5.83	5.98	6.18	6.09	6.02	6.13	5.94	5.96	6.16	6.03	
		Stride duration (s)	0.453	0.454	0.457	0.463	0.461	0.463	0.468	0.455	0.422	0.441	0.453	
		Stride efficiency (%)	56.56	53.17	55.96	59.69	57.96	56.58	58.65	55.07	55.54	59.23	56.79	
		Stride count	29.92	34.29	33.42	32.36	32.84	33.24	32.65	33.69	33.55	32.49	328.45	

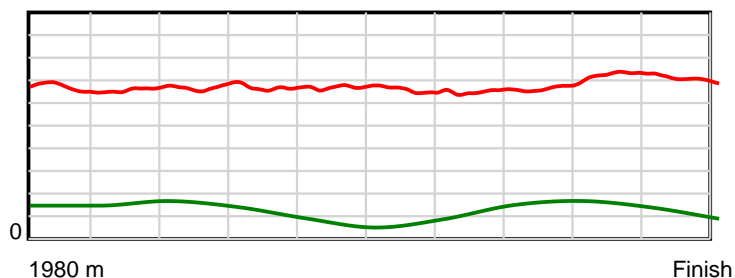
10 m Stride length



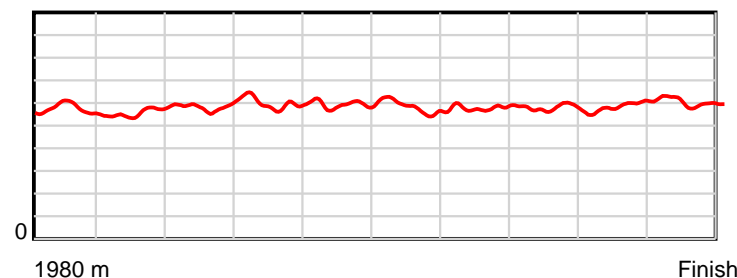
0.6 s Stride duration



20 m/sec Speed



100 % Stride efficiency



Note: Horizontal distance axis grid lines are 200m furlongs.

## Disclaimer.

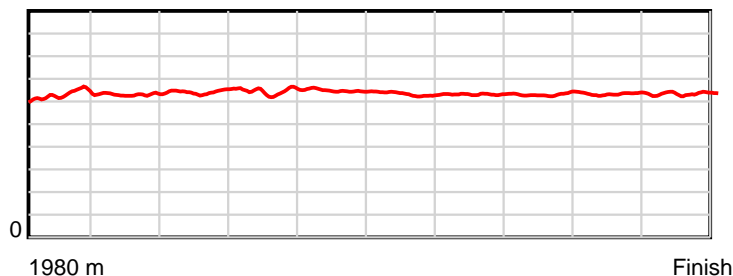
HRNZ and NZMTC and Thoroughbred Ratings Pty Ltd accepts no responsibility for the completeness or accuracy of any of the information contained herein, and makes no representations about its suitability for any particular purpose. Users should make their own judgements about those matters and/or seek independent advice. You assume all risks associated with use of the data provided on this page.

# Race Results

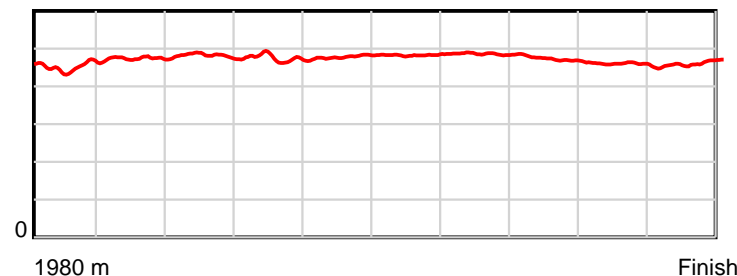
May 07, 2025, Race 6, GOLD BAND TAXIS MOBILE PACE, Distance 1980m, Addington - Survey 1980m

Result	TAB no.	Horse (Barrier)	1980 to	1800m to	1600m to	1400m to	1200m to	1000m to	800m to	600m to	400m to	200m to	Total or	Margin
3rd	10	D'Cash (9)	1800m	1600m	1400m	1200m	1000m	800m	600m	400m	200m	WP	Average	
		Position in running (margin)	-	6(6.6)	7(7.9)	7(10.6)	4(4.1)	2(0.5)	2(0.5)	1(0.0)	1(0.0)	1(0.0)		3.20
		Sectional time (s)	13.58	15.14	15.39	14.75	14.96	15.51	15.34	15.09	14.92	14.54		
		Cumulative time (s)	149.22	135.64	120.50	105.11	90.36	75.40	59.89	44.55	29.46	14.54	2:29.22	
		Speed (m/s)	13.26	13.21	13.00	13.56	13.37	12.89	13.04	13.25	13.40	13.76	13.27	
		Stride length (m)	6.27	6.26	6.25	6.43	6.40	6.22	6.34	6.26	6.15	6.35	6.29	
		Stride duration (s)	0.451	0.474	0.481	0.475	0.479	0.483	0.486	0.472	0.458	0.461	0.474	
		Stride efficiency (%)	61.37	61.21	61.04	64.69	63.96	60.52	62.78	61.16	59.01	62.92	61.84	
		Stride count	28.72	31.95	32.00	31.08	31.26	32.14	31.55	31.97	32.55	31.52	314.74	

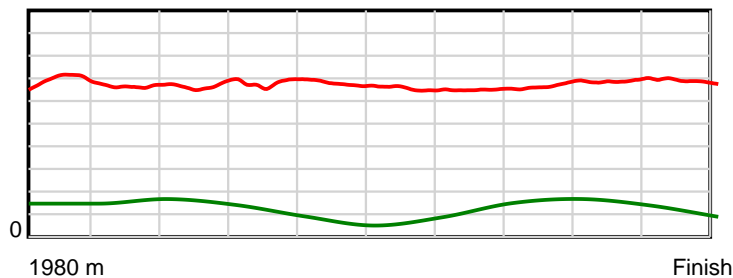
10 m Stride length



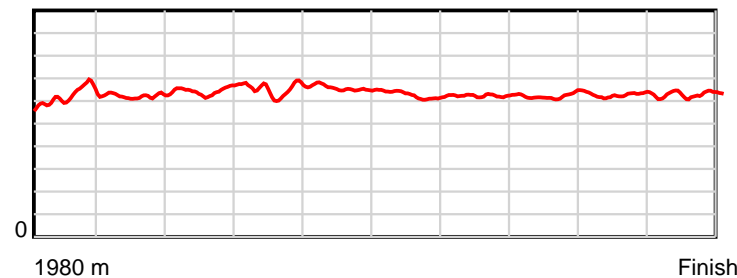
0.6 s Stride duration



20 m/sec Speed



100 % Stride efficiency



Note: Horizontal distance axis grid lines are 200m furlongs.

**Disclaimer.**

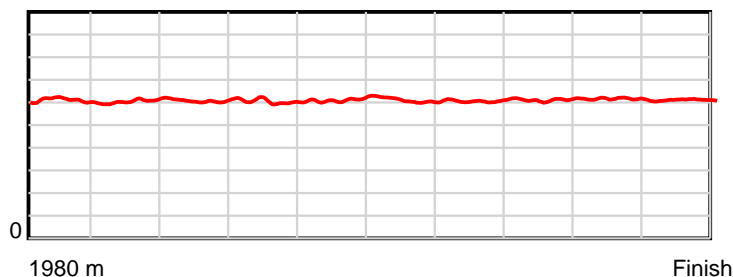
HRNZ and NZMTC and Thoroughbred Ratings Pty Ltd accepts no responsibility for the completeness or accuracy of any of the information contained herein, and makes no representations about its suitability for any particular purpose. Users should make their own judgements about those matters and/or seek independent advice. You assume all risks associated with use of the data provided on this page.

# Race Results

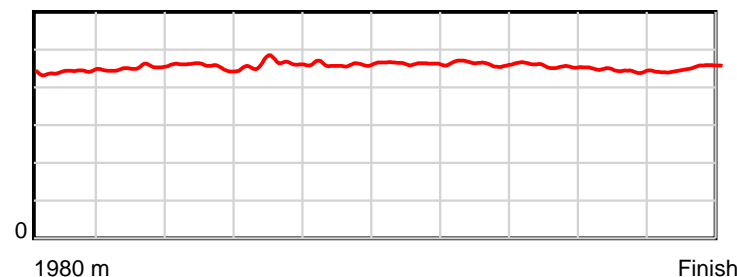
May 07, 2025, Race 6, GOLD BAND TAXIS MOBILE PACE, Distance 1980m, Addington - Survey 1980m

Result	TAB no.	Horse (Barrier)	1980 to	1800m to	1600m to	1400m to	1200m to	1000m to	800m to	600m to	400m to	200m to	Total or	Margin
4th	6	Viscount Banne... (5)	1800m	1600m	1400m	1200m	1000m	800m	600m	400m	200m	WP	Average	
		Position in running (margin)	-	4(4.4)	5(6.5)	6(8.7)	5(5.3)	4(3.5)	4(3.3)	3(2.7)	3(3.3)	3(2.1)		5.60
		Sectional time (s)	13.27	15.26	15.30	15.28	15.24	15.49	15.32	15.18	14.72	14.59		
		Cumulative time (s)	149.65	136.38	121.12	105.82	90.54	75.30	59.81	44.49	29.31	14.59	2:29.65	
		Speed (m/s)	13.57	13.11	13.07	13.09	13.12	12.91	13.05	13.18	13.59	13.71	13.23	
		Stride length (m)	6.04	5.92	5.95	6.06	6.05	5.98	6.05	6.02	6.03	6.18	6.03	
		Stride duration (s)	0.441	0.452	0.455	0.463	0.461	0.463	0.463	0.457	0.444	0.451	0.455	
		Stride efficiency (%)	57.01	54.74	55.30	57.39	57.23	55.81	57.13	56.57	56.85	59.69	56.75	
		Stride count	29.80	33.79	33.62	33.00	33.05	33.47	33.08	33.24	33.16	32.36	328.57	

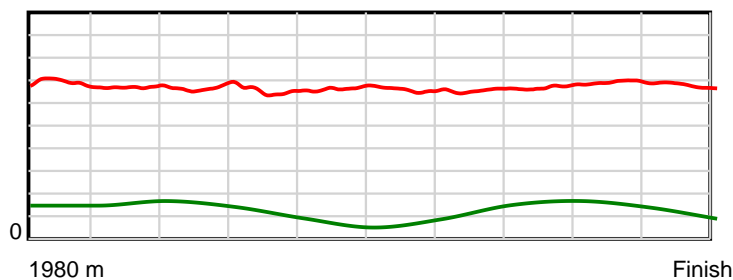
10 m Stride length



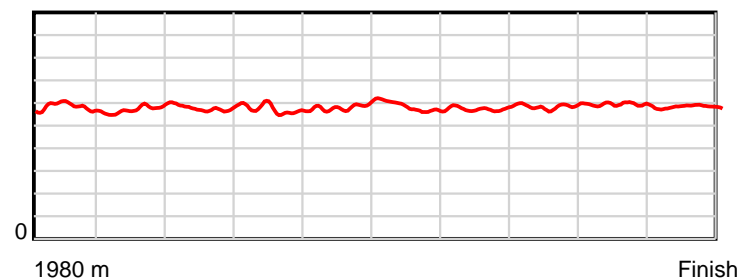
0.6 s Stride duration



20 m/sec Speed



100 % Stride efficiency



Note: Horizontal distance axis grid lines are 200m furlongs.

**Disclaimer.**

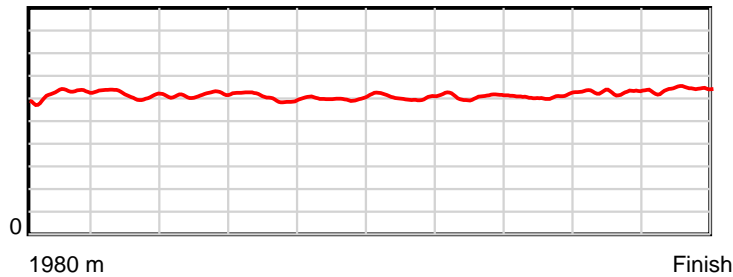
HRNZ and NZMTC and Thoroughbred Ratings Pty Ltd accepts no responsibility for the completeness or accuracy of any of the information contained herein, and makes no representations about its suitability for any particular purpose. Users should make their own judgements about those matters and/or seek independent advice. You assume all risks associated with use of the data provided on this page.

# Race Results

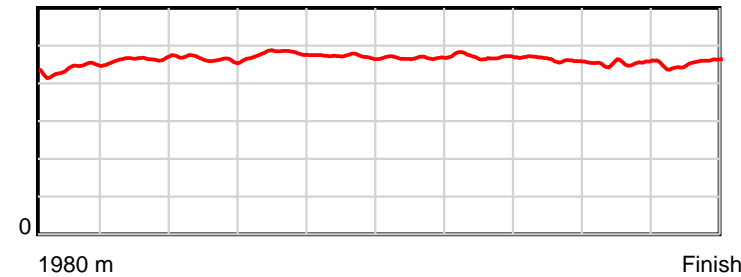
May 07, 2025, Race 6, GOLD BAND TAXIS MOBILE PACE, Distance 1980m, Addington - Survey 1980m

Result	TAB no.	Horse (Barrier)	1980 to	1800m to	1600m to	1400m to	1200m to	1000m to	800m to	600m to	400m to	200m to	Total or	Margin
5th	4	Art Jordan (3)	1800m	1600m	1400m	1200m	1000m	800m	600m	400m	200m	WP	Average	
		Position in running (margin)	-	3(3.0)	4(4.3)	4(6.2)	6(6.2)	8(6.8)	7(6.4)	8(6.8)	8(7.5)	7(5.7)		5.60
		Sectional time (s)	12.83	15.13	15.26	15.84	15.66	15.45	15.49	15.20	14.60	14.20		
		Cumulative time (s)	149.66	136.83	121.70	106.44	90.60	74.94	59.49	44.00	28.80	14.20	2:29.66	
		Speed (m/s)	14.03	13.22	13.11	12.63	12.77	12.94	12.91	13.16	13.70	14.08	13.23	
		Stride length (m)	6.15	6.14	6.08	6.05	6.02	6.05	6.08	6.10	6.22	6.38	6.13	
		Stride duration (s)	0.438	0.465	0.464	0.479	0.472	0.467	0.471	0.463	0.454	0.453	0.463	
		Stride efficiency (%)	59.17	59.00	57.86	57.19	56.70	57.23	57.74	58.05	60.42	63.63	58.65	
		Stride count	29.25	32.55	32.87	33.06	33.20	33.05	32.90	32.81	32.17	31.34	323.20	

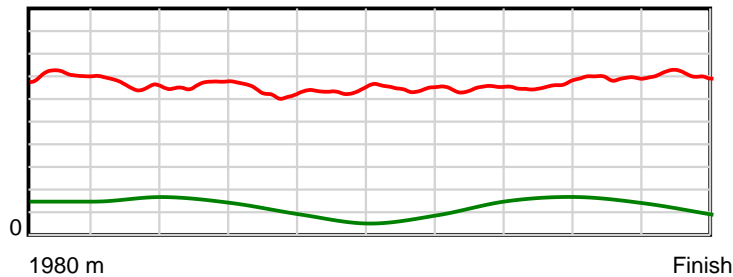
10 m Stride length



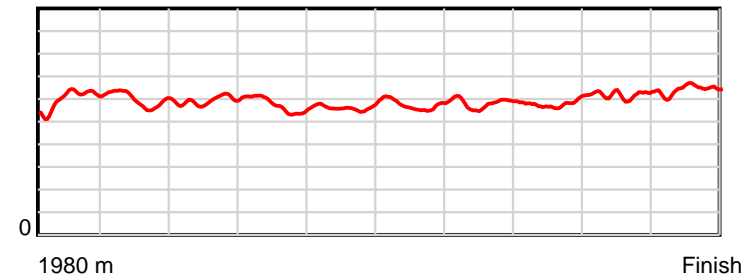
0.6 s Stride duration



20 m/sec Speed



100 % Stride efficiency



Note: Horizontal distance axis grid lines are 200m furlongs.

**Disclaimer.**

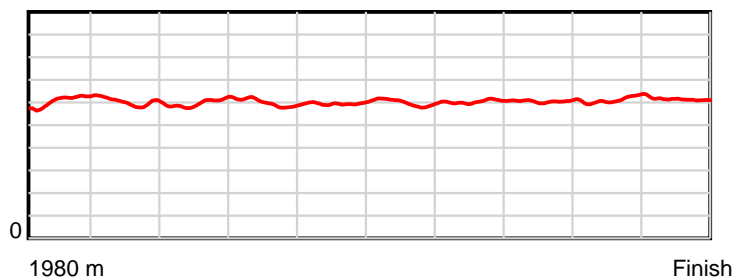
HRNZ and NZMTC and Thoroughbred Ratings Pty Ltd accepts no responsibility for the completeness or accuracy of any of the information contained herein, and makes no representations about its suitability for any particular purpose. Users should make their own judgements about those matters and/or seek independent advice. You assume all risks associated with use of the data provided on this page.

# Race Results

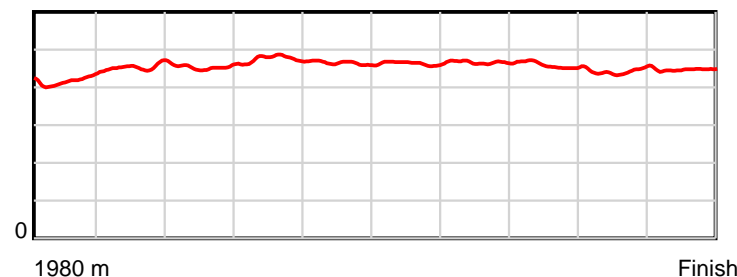
May 07, 2025, Race 6, GOLD BAND TAXIS MOBILE PACE, Distance 1980m, Addington - Survey 1980m

Result	TAB no.	Horse (Barrier)	1980 to	1800m to	1600m to	1400m to	1200m to	1000m to	800m to	600m to	400m to	200m to	Total or	Margin
6th	3	<b>Speed Writer (2)</b>	<b>1800m</b>	<b>1600m</b>	<b>1400m</b>	<b>1200m</b>	<b>1000m</b>	<b>800m</b>	<b>600m</b>	<b>400m</b>	<b>200m</b>	<b>WP</b>	<b>Average</b>	
		Position in running (margin)	-	2(0.5)	2(2.1)	3(3.6)	3(3.9)	5(4.5)	5(4.4)	6(4.5)	6(5.5)	5(3.7)		6.30
		Sectional time (s)	12.60	15.18	15.19	15.89	15.66	15.49	15.43	15.25	14.62	14.47		
		Cumulative time (s)	149.78	137.18	122.00	106.81	90.92	75.26	59.77	44.34	29.09	14.47	2:29.78	
		Speed (m/s)	14.29	13.18	13.17	12.59	12.77	12.91	12.96	13.11	13.68	13.82	13.22	
		Stride length (m)	6.06	5.99	5.97	5.98	5.93	5.99	6.04	6.02	6.06	6.17	6.02	
		Stride duration (s)	0.417	0.455	0.453	0.475	0.464	0.464	0.466	0.459	0.443	0.446	0.455	
		Stride efficiency (%)	57.33	56.11	55.67	55.84	54.93	56.03	57.06	56.58	57.34	59.51	56.61	
		Stride count	29.72	33.38	33.51	33.46	33.73	33.40	33.10	33.24	33.02	32.41	328.97	

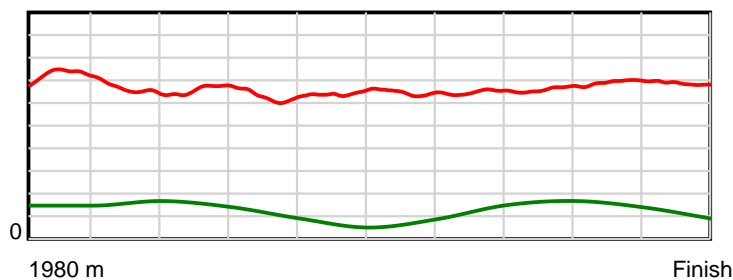
10 m Stride length



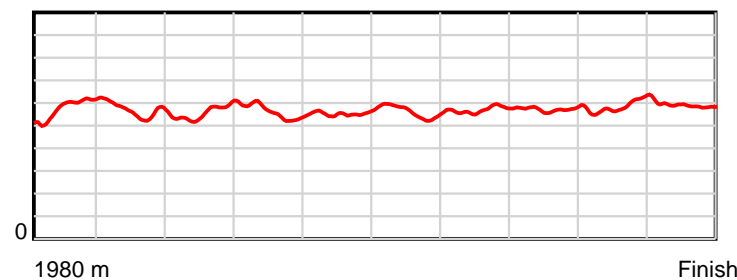
0.6 s Stride duration



20 m/sec Speed



100 % Stride efficiency



Note: Horizontal distance axis grid lines are 200m furlongs.

**Disclaimer.**

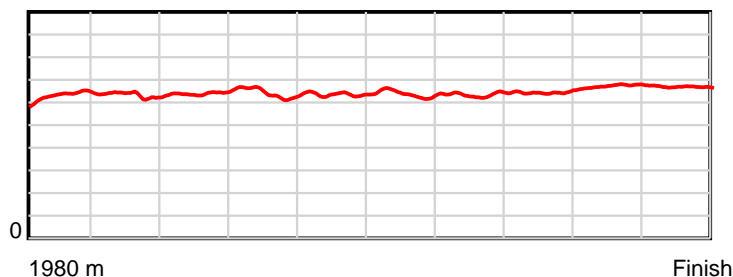
HRNZ and NZMTC and Thoroughbred Ratings Pty Ltd accepts no responsibility for the completeness or accuracy of any of the information contained herein, and makes no representations about its suitability for any particular purpose. Users should make their own judgements about those matters and/or seek independent advice. You assume all risks associated with use of the data provided on this page.

# Race Results

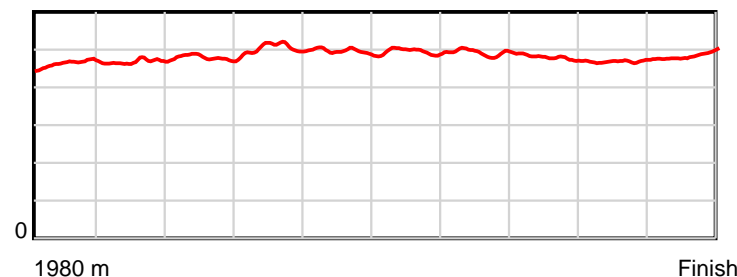
May 07, 2025, Race 6, GOLD BAND TAXIS MOBILE PACE, Distance 1980m, Addington - Survey 1980m

Result	TAB no.	Horse (Barrier)	1980 to	1800m to	1600m to	1400m to	1200m to	1000m to	800m to	600m to	400m to	200m to	Total or	Margin
7th	1	The Town Of Li... (1)	1800m	1600m	1400m	1200m	1000m	800m	600m	400m	200m	WP	Average	
		Position in running (margin)	-	8(7.3)	6(6.5)	5(8.0)	8(8.0)	9(8.7)	9(8.8)	9(9.6)	9(9.2)	8(5.7)		8.40
		Sectional time (s)	13.60	14.78	15.19	15.85	15.66	15.53	15.55	15.01	14.34	14.65		
		Cumulative time (s)	150.16	136.56	121.78	106.59	90.74	75.08	59.55	44.00	28.99	14.65	2:30.16	
		Speed (m/s)	13.24	13.53	13.17	12.62	12.77	12.88	12.86	13.32	13.95	13.65	13.19	
		Stride length (m)	6.26	6.33	6.30	6.37	6.33	6.38	6.33	6.38	6.54	6.63	6.38	
		Stride duration (s)	0.465	0.468	0.478	0.504	0.496	0.495	0.492	0.479	0.469	0.485	0.484	
		Stride efficiency (%)	61.18	62.70	61.98	63.33	62.61	63.52	62.54	63.63	66.83	68.63	63.67	
		Stride count	28.77	31.57	31.76	31.42	31.60	31.37	31.61	31.34	30.58	30.18	310.20	

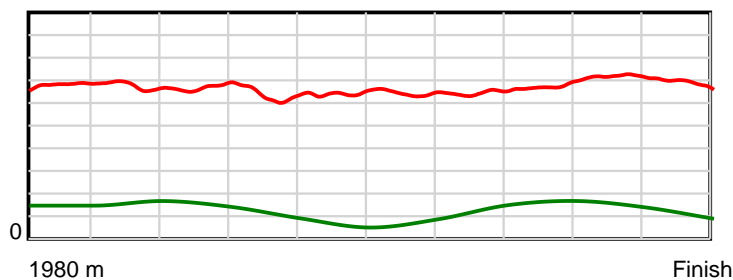
10 m Stride length



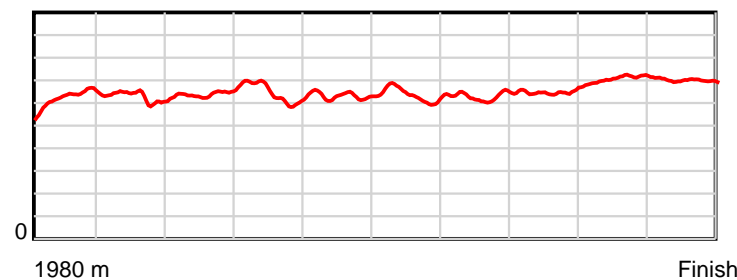
0.6 s Stride duration



20 m/sec Speed



100 % Stride efficiency



Note: Horizontal distance axis grid lines are 200m furlongs.

## Disclaimer.

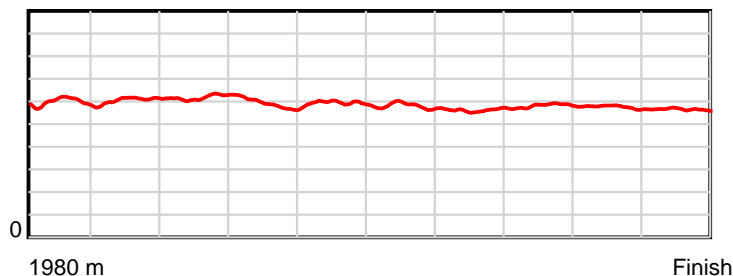
HRNZ and NZMTC and Thoroughbred Ratings Pty Ltd accepts no responsibility for the completeness or accuracy of any of the information contained herein, and makes no representations about its suitability for any particular purpose. Users should make their own judgements about those matters and/or seek independent advice. You assume all risks associated with use of the data provided on this page.

# Race Results

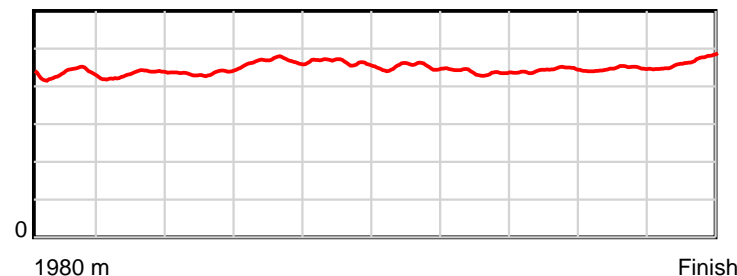
May 07, 2025, Race 6, GOLD BAND TAXIS MOBILE PACE, Distance 1980m, Addington - Survey 1980m

Result	TAB no.	Horse (Barrier)	1980 to	1800m to	1600m to	1400m to	1200m to	1000m to	800m to	600m to	400m to	200m to	Total or	Margin
8th	7	<b>Dream Boyz (6)</b>	<b>1800m</b>	<b>1600m</b>	<b>1400m</b>	<b>1200m</b>	<b>1000m</b>	<b>800m</b>	<b>600m</b>	<b>400m</b>	<b>200m</b>	<b>WP</b>	<b>Average</b>	
		Position in running (margin)	-	5(5.4)	3(3.3)	1(0.0)	1(0.0)	1(0.0)	1(0.0)	2(0.2)	2(1.3)	6(5.1)		18.40
		Sectional time (s)	13.34	14.57	14.38	15.85	15.55	15.52	15.44	15.28	15.54	16.49		
		Cumulative time (s)	151.96	138.62	124.05	109.67	93.82	78.27	62.75	47.31	32.03	16.49	2:31.96	
		Speed (m/s)	13.50	13.73	13.91	12.62	12.86	12.89	12.95	13.09	12.87	12.13	13.03	
		Stride length (m)	5.88	5.94	6.06	5.90	5.96	5.82	5.65	5.81	5.75	5.67	5.84	
		Stride duration (s)	0.433	0.433	0.436	0.467	0.463	0.452	0.437	0.444	0.447	0.468	0.448	
		Stride efficiency (%)	54.03	55.12	57.45	54.38	55.46	52.95	49.97	52.70	51.63	50.30	53.32	
		Stride count	30.61	33.68	32.98	33.90	33.57	34.36	35.37	34.44	34.79	35.25	338.95	

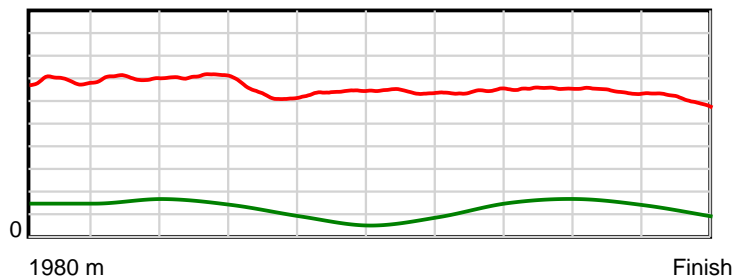
10 m Stride length



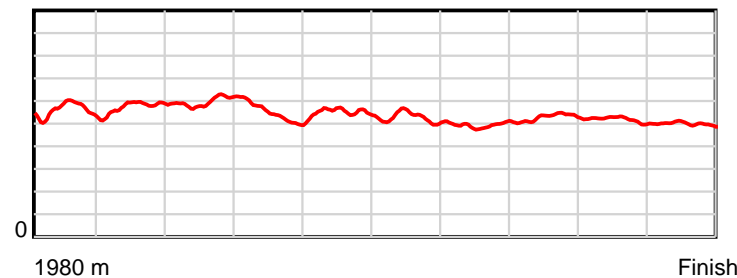
0.6 s Stride duration



20 m/sec Speed



100 % Stride efficiency



Note: Horizontal distance axis grid lines are 200m furlongs.

## Disclaimer.

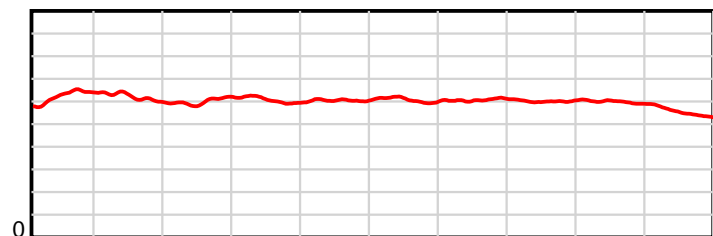
HRNZ and NZMTC and Thoroughbred Ratings Pty Ltd accepts no responsibility for the completeness or accuracy of any of the information contained herein, and makes no representations about its suitability for any particular purpose. Users should make their own judgements about those matters and/or seek independent advice. You assume all risks associated with use of the data provided on this page.

# Race Results

May 07, 2025, Race 6, GOLD BAND TAXIS MOBILE PACE, Distance 1980m, Addington - Survey 1980m

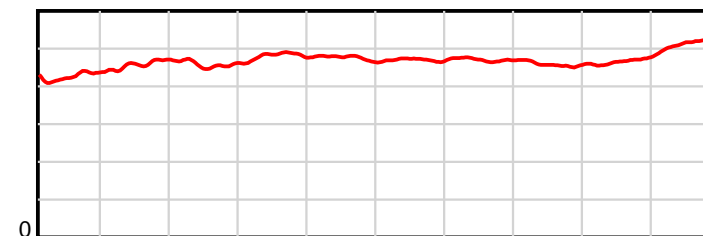
Result	TAB no.	Horse (Barrier)	1980 to	1800m to	1600m to	1400m to	1200m to	1000m to	800m to	600m to	400m to	200m to	Total or	Margin
9th	5	Midsummer Drea... (4)	1800m	1600m	1400m	1200m	1000m	800m	600m	400m	200m	WP	Average	
		Position in running (margin)	-	1(0.0)	1(0.0)	2(2.0)	2(1.9)	3(2.5)	3(2.2)	4(2.9)	4(3.4)	9(8.1)		33.80
		Sectional time (s)	12.36	14.91	15.27	15.83	15.65	15.47	15.54	15.16	15.70	18.84		
		Cumulative time (s)	154.73	142.37	127.46	112.19	96.36	80.71	65.24	49.70	34.54	18.84	2:34.73	
		Speed (m/s)	14.57	13.41	13.10	12.63	12.78	12.93	12.87	13.19	12.74	10.62	12.80	
		Stride length (m)	6.22	6.15	6.00	6.08	6.08	6.08	6.06	6.05	5.94	5.49	6.01	
		Stride duration (s)	0.426	0.459	0.458	0.481	0.476	0.470	0.471	0.458	0.467	0.517	0.469	
		Stride efficiency (%)	60.51	59.19	56.29	57.73	57.68	57.79	57.35	57.14	55.17	47.14	56.38	
		Stride count	28.93	32.50	33.32	32.91	32.92	32.89	33.01	33.08	33.66	36.42	329.64	

10 m Stride length



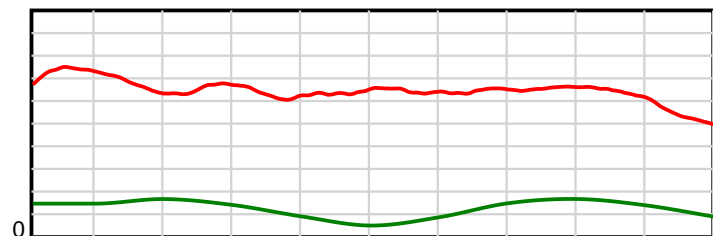
1980 m Finish

0.6 s Stride duration



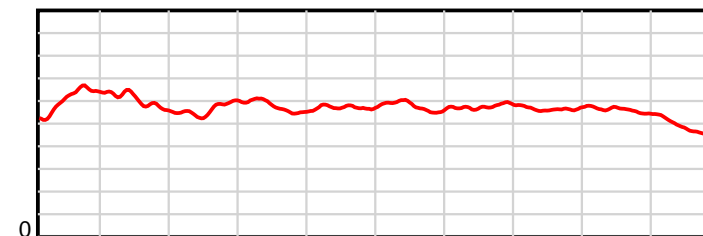
1980 m Finish

20 m/sec Speed



1980 m Finish

100 % Stride efficiency



1980 m Finish

Note: Horizontal distance axis grid lines are 200m furlongs.

### Disclaimer.

HRNZ and NZMTC and Thoroughbred Ratings Pty Ltd accepts no responsibility for the completeness or accuracy of any of the information contained herein, and makes no representations about its suitability for any particular purpose. Users should make their own judgements about those matters and/or seek independent advice. You assume all risks associated with use of the data provided on this page.