



Race Results

NZ Metropolitan Trotting Club Inc, HRNZ, May 30, 2025

Compilation date: May 30, 2025, 7:40:33 PM (NZST)

Copyright © 2025 HRNZ and NZMTC. All rights reserved.

Trademarks.

StrideMASTER is a registered trademark of Thoroughbred Ratings Pty Ltd.

Disclaimer.

HRNZ and NZMTC and Thoroughbred Ratings Pty Ltd accepts no responsibility for the completeness or accuracy of any of the information contained herein, and makes no representations about its suitability for any particular purpose. Users should make their own judgements about those matters and/or seek independent advice. You assume all risks associated with use of the data provided on this page.



Race Results



May 30, 2025, Race 6, LADIES NIGHT 13 JUNE - BOOK NOW TROT, Distance 2600m, Addington - Survey 3200m

Result	TAB no.	Horse (Barrier)	2600 to	2400m to
1st	7	Forgiveness (1)	2400m	2200m
		Position in running (margin)	-	8(13.0)
		Sectional time (s)	17.80	15.58
		Cumulative time (s)	199.51	181.71
		Speed (m/s)	11.23	12.84
		Stride length (m)	5.50	5.77
		Stride duration (s)	0.448	0.450
		Stride efficiency (%)	47.22	52.11
		Stride count	36.38	34.63

Disclaimer.

HRNZ and NZMTC and Thoroughbred Ratings Pty Ltd accepts no responsibility for the completeness or accuracy of any of the information contained herein, and makes no representations about its suitability for any particular purpose. Users should make their own judgements about those matters and/or seek independent advice. You assume all risks associated with use of the data provided on this page.



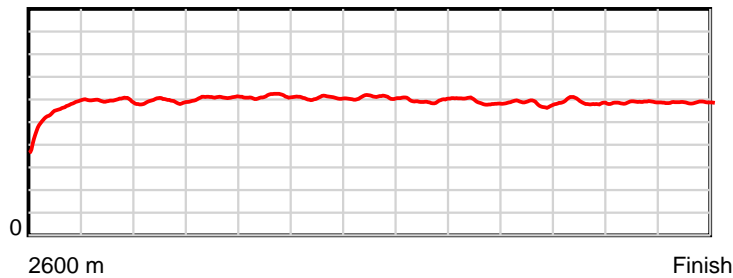
Race Results



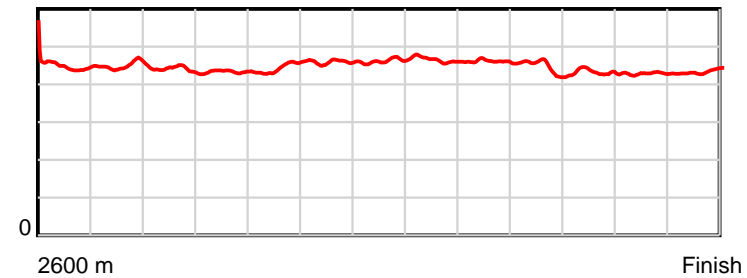
May 30, 2025, Race 6, LADIES NIGHT 13 JUNE - BOOK NOW TROT, Distance 2600m, Addington - Survey 3200m

Result	TAB no.	Horse (Barrier)	2200m to	2000m to	1800m to	1600m to	1400m to	1200m to	1000m to	800m to	600m to	400m to	200m to	Total or	Margin
1st	7	Forgiveness (1)	2000m	1800m	1600m	1400m	1200m	1000m	800m	600m	400m	200m	WP	Average	
		Position in running (margin)	8(15.0)	8(11.2)	8(9.2)	8(9.2)	7(7.4)	7(6.6)	6(5.0)	6(4.1)	3(3.0)	1(0.0)	1(0.0)		0.00
		Sectional time (s)	15.01	14.25	14.65	15.47	15.16	15.93	15.74	15.31	14.92	14.75	14.94		
		Cumulative time (s)	166.13	151.12	136.87	122.22	106.75	91.59	75.66	59.92	44.61	29.69	14.94	3:19.51	
		Speed (m/s)	13.32	14.04	13.65	12.93	13.19	12.55	12.71	13.06	13.40	13.56	13.39	13.03	
		Stride length (m)	5.87	6.08	6.05	5.94	6.09	5.84	5.86	5.82	5.80	5.81	5.82	5.86	
		Stride duration (s)	0.441	0.433	0.443	0.460	0.462	0.465	0.461	0.445	0.432	0.429	0.434	0.450	
		Stride efficiency (%)	53.86	57.79	57.20	55.16	57.95	53.21	53.64	52.85	52.52	52.75	52.88	53.67	
		Stride count	34.07	32.89	33.06	33.66	32.84	34.27	34.14	34.39	34.50	34.42	34.38	443.63	

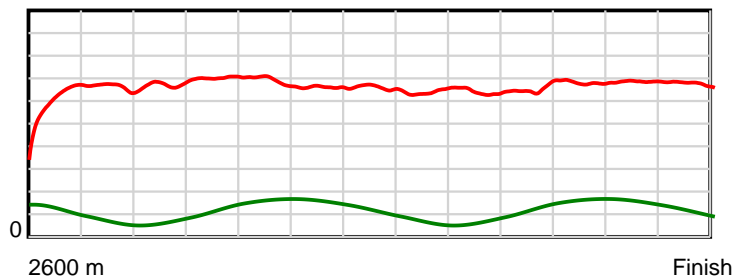
10 m Stride length



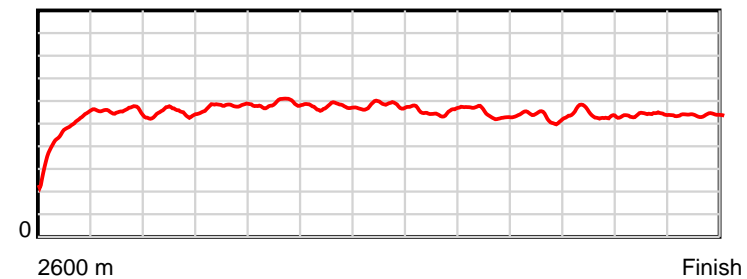
0.6 s Stride duration



20 m/sec Speed



100 % Stride efficiency



Note: Horizontal distance axis grid lines are 200m furlongs.

Disclaimer.

HRNZ and NZMTC and Thoroughbred Ratings Pty Ltd accepts no responsibility for the completeness or accuracy of any of the information contained herein, and makes no representations about its suitability for any particular purpose. Users should make their own judgements about those matters and/or seek independent advice. You assume all risks associated with use of the data provided on this page.



Race Results



May 30, 2025, Race 6, LADIES NIGHT 13 JUNE - BOOK NOW TROT, Distance 2600m, Addington - Survey 3200m

Result	TAB no.	Horse (Barrier)	2600 to	2400m to
2nd	5	The Royal Gamb... (9)	2400m	2200m
		Position in running (margin)	-	3(2.1)
		Sectional time (s)	15.98	15.70
		Cumulative time (s)	200.30	184.32
		Speed (m/s)	12.51	12.74
		Stride length (m)	5.81	5.94
		Stride duration (s)	0.448	0.467
		Stride efficiency (%)	52.83	55.20
		Stride count	34.40	33.65

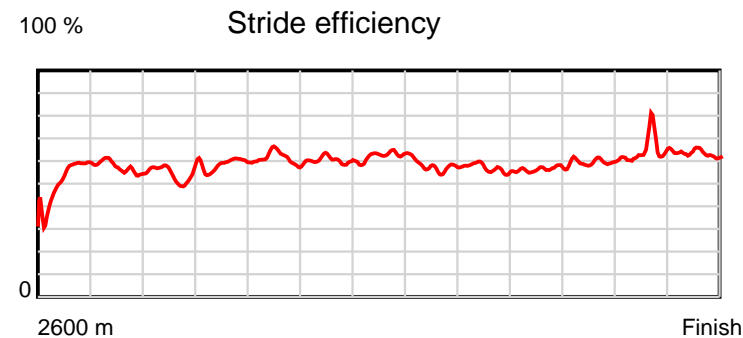
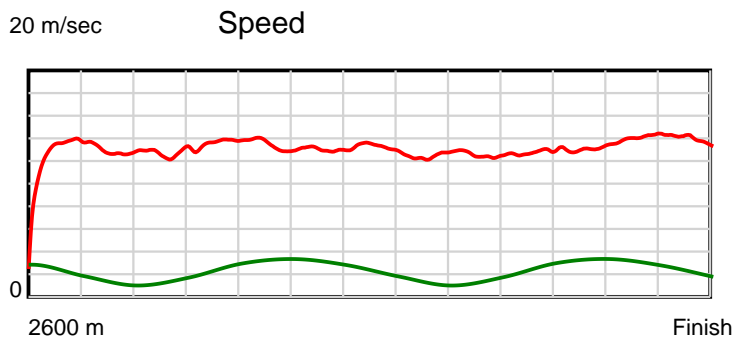
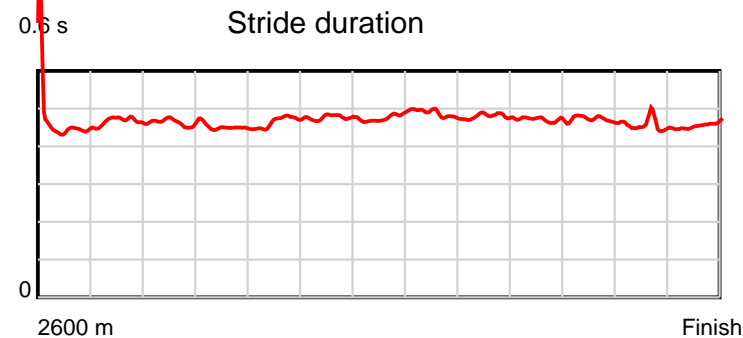
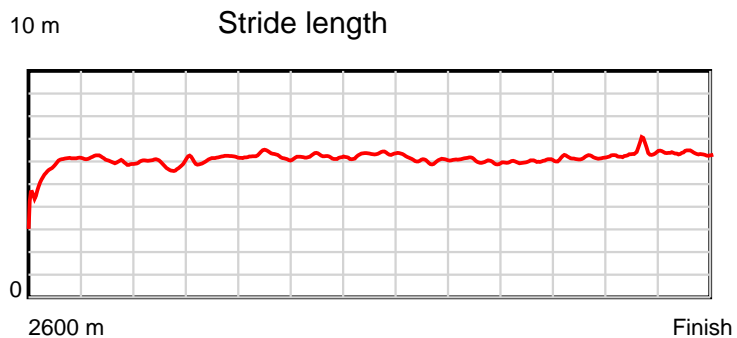
Disclaimer.

HRNZ and NZMTC and Thoroughbred Ratings Pty Ltd accepts no responsibility for the completeness or accuracy of any of the information contained herein, and makes no representations about its suitability for any particular purpose. Users should make their own judgements about those matters and/or seek independent advice. You assume all risks associated with use of the data provided on this page.

Race Results

May 30, 2025, Race 6, LADIES NIGHT 13 JUNE - BOOK NOW TROT, Distance 2600m, Addington - Survey 3200m

Result	TAB no.	Horse (Barrier)	2200m to	2000m to	1800m to	1600m to	1400m to	1200m to	1000m to	800m to	600m to	400m to	200m to	Total or	Margin
2nd	5	The Royal Gamb... (9)	2000m	1800m	1600m	1400m	1200m	1000m	800m	600m	400m	200m	WP	Average	
		Position in running (margin)	3(4.8)	4(4.4)	5(5.5)	5(6.9)	6(6.3)	6(6.1)	7(6.2)	7(5.7)	9(6.5)	7(7.3)	3(7.3)		4.40
		Sectional time (s)	15.58	14.76	14.87	15.68	15.26	16.21	15.81	15.62	15.55	14.75	14.53		
		Cumulative time (s)	168.62	153.04	138.28	123.41	107.73	92.47	76.26	60.45	44.83	29.28	14.53	3:20.30	
		Speed (m/s)	12.84	13.55	13.45	12.76	13.11	12.34	12.65	12.80	12.86	13.56	13.76	12.98	
		Stride length (m)	5.95	6.11	6.25	6.08	6.23	6.01	6.07	6.02	6.06	6.15	6.29	6.07	
		Stride duration (s)	0.464	0.451	0.465	0.477	0.475	0.487	0.480	0.470	0.471	0.454	0.457	0.468	
		Stride efficiency (%)	55.38	58.38	61.13	57.83	60.65	56.51	57.65	56.67	57.44	59.11	61.79	57.66	
		Stride count	33.60	32.72	31.98	32.88	32.10	33.26	32.93	33.21	32.99	32.52	31.80	428.04	



Note: Horizontal distance axis grid lines are 200m furlongs.

Disclaimer.

HRNZ and NZMTC and Thoroughbred Ratings Pty Ltd accepts no responsibility for the completeness or accuracy of any of the information contained herein, and makes no representations about its suitability for any particular purpose. Users should make their own judgements about those matters and/or seek independent advice. You assume all risks associated with use of the data provided on this page.



Race Results



May 30, 2025, Race 6, LADIES NIGHT 13 JUNE - BOOK NOW TROT, Distance 2600m, Addington - Survey 3200m

Result	TAB no.	Horse (Barrier)	2600 to	2400m to
3rd	9	Rachmaninov (2)	2400m	2200m
		Position in running (margin)	-	4(5.5)
		Sectional time (s)	16.69	15.46
		Cumulative time (s)	201.14	184.45
		Speed (m/s)	11.98	12.94
		Stride length (m)	6.25	6.40
		Stride duration (s)	0.473	0.494
		Stride efficiency (%)	61.04	63.91
		Stride count	32.00	31.27

Disclaimer.

HRNZ and NZMTC and Thoroughbred Ratings Pty Ltd accepts no responsibility for the completeness or accuracy of any of the information contained herein, and makes no representations about its suitability for any particular purpose. Users should make their own judgements about those matters and/or seek independent advice. You assume all risks associated with use of the data provided on this page.



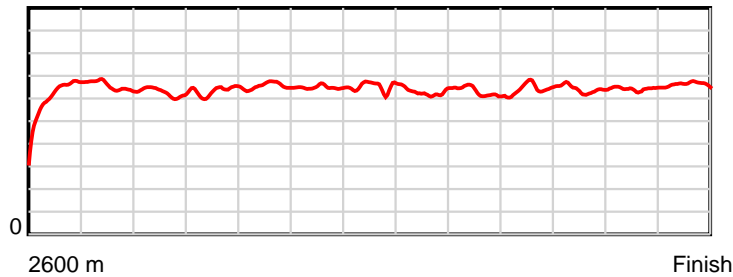
Race Results



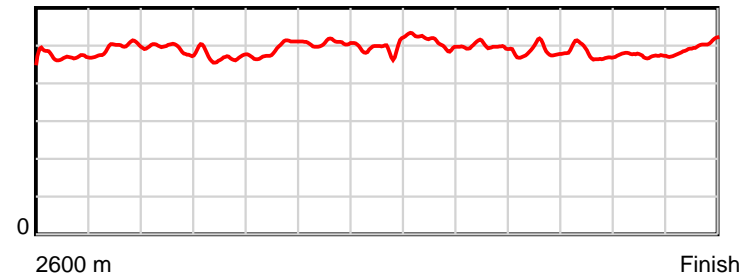
May 30, 2025, Race 6, LADIES NIGHT 13 JUNE - BOOK NOW TROT, Distance 2600m, Addington - Survey 3200m

Result	TAB no.	Horse (Barrier)	2200m to	2000m to	1800m to	1600m to	1400m to	1200m to	1000m to	800m to	600m to	400m to	200m to	Total or	Margin
3rd	9	Rachmaninov (2)	2000m	1800m	1600m	1400m	1200m	1000m	800m	600m	400m	200m	WP	Average	
		Position in running (margin)	4(6.7)	6(6.8)	7(7.9)	7(8.9)	8(8.1)	8(7.9)	9(8.4)	9(8.1)	8(5.6)	6(5.0)	2(7.0)		9.10
		Sectional time (s)	15.65	14.77	14.82	15.64	15.26	16.28	15.84	15.08	15.31	15.08	15.26		
		Cumulative time (s)	168.99	153.34	138.57	123.75	108.11	92.85	76.57	60.73	45.65	30.34	15.26	3:21.14	
		Speed (m/s)	12.78	13.54	13.50	12.79	13.11	12.29	12.63	13.26	13.06	13.26	13.11	12.93	
		Stride length (m)	6.29	6.40	6.62	6.48	6.47	6.27	6.30	6.41	6.27	6.29	6.56	6.38	
		Stride duration (s)	0.493	0.472	0.491	0.507	0.494	0.510	0.499	0.483	0.480	0.474	0.500	0.494	
		Stride efficiency (%)	61.90	63.97	68.54	65.59	65.51	61.40	62.11	64.19	61.43	61.76	67.22	63.67	
		Stride count	31.78	31.26	30.20	30.87	30.89	31.91	31.72	31.21	31.90	31.81	30.49	407.31	

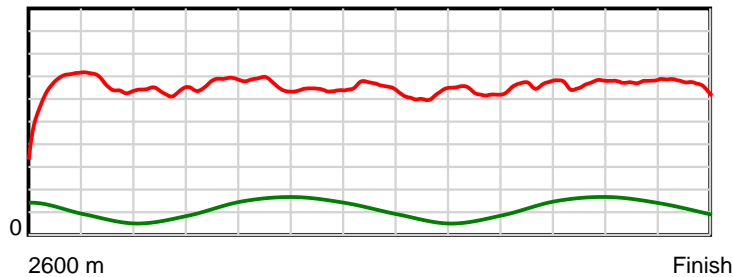
10 m Stride length



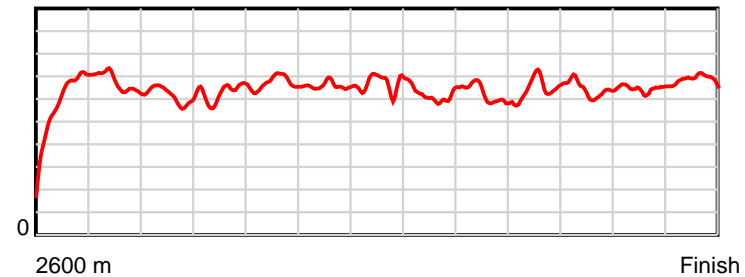
0.6 s Stride duration



20 m/sec Speed



100 % Stride efficiency



Note: Horizontal distance axis grid lines are 200m furlongs.

Disclaimer.

HRNZ and NZMTC and Thoroughbred Ratings Pty Ltd accepts no responsibility for the completeness or accuracy of any of the information contained herein, and makes no representations about its suitability for any particular purpose. Users should make their own judgements about those matters and/or seek independent advice. You assume all risks associated with use of the data provided on this page.



Race Results



May 30, 2025, Race 6, LADIES NIGHT 13 JUNE - BOOK NOW TROT, Distance 2600m, Addington - Survey 3200m

Result	TAB no.	Horse (Barrier)	2600 to	2400m to
4th	3	El Conqueror (7)	2400m	2200m
		Position in running (margin)	-	7(11.9)
		Sectional time (s)	17.71	15.42
		Cumulative time (s)	201.59	183.88
		Speed (m/s)	11.29	12.97
		Stride length (m)	5.57	6.12
		Stride duration (s)	0.469	0.471
		Stride efficiency (%)	48.44	58.44
		Stride count	35.92	32.70

Disclaimer.

HRNZ and NZMTC and Thoroughbred Ratings Pty Ltd accepts no responsibility for the completeness or accuracy of any of the information contained herein, and makes no representations about its suitability for any particular purpose. Users should make their own judgements about those matters and/or seek independent advice. You assume all risks associated with use of the data provided on this page.

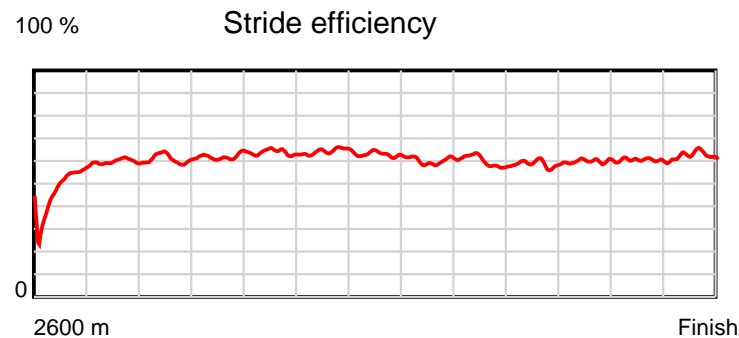
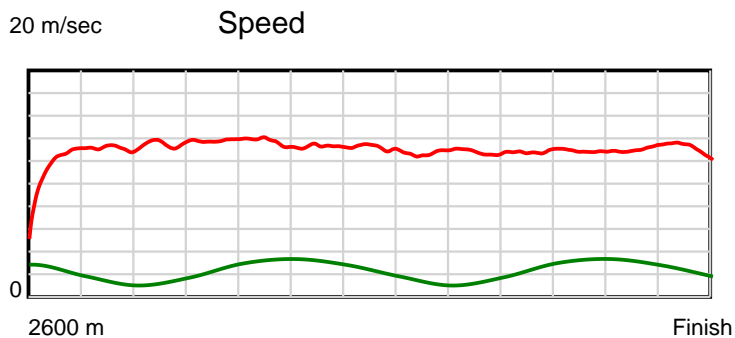
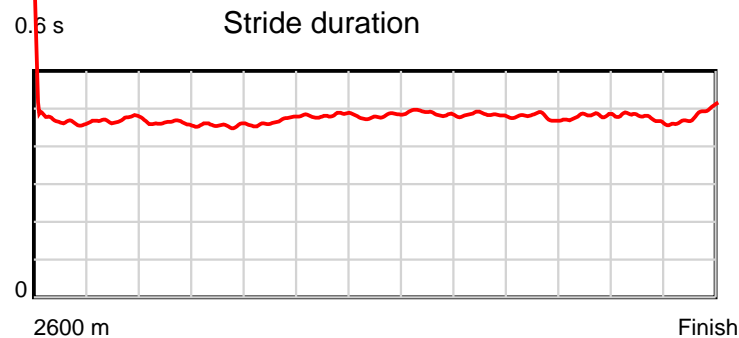
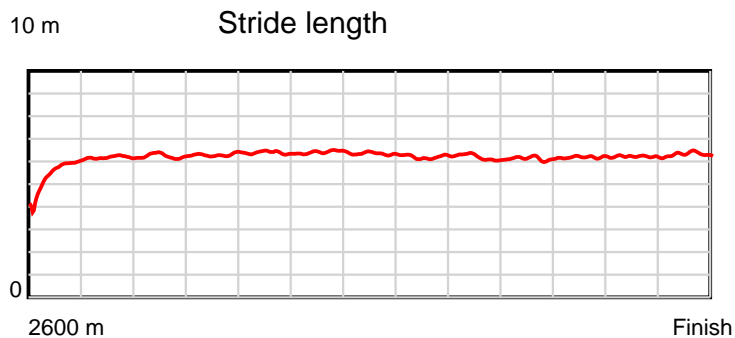


Race Results



May 30, 2025, Race 6, LADIES NIGHT 13 JUNE - BOOK NOW TROT, Distance 2600m, Addington - Survey 3200m

Result	TAB no.	Horse (Barrier)	2200m to	2000m to	1800m to	1600m to	1400m to	1200m to	1000m to	800m to	600m to	400m to	200m to	Total or	Margin
4th	3	El Conqueror (7)	2000m	1800m	1600m	1400m	1200m	1000m	800m	600m	400m	200m	WP	Average	
		Position in running (margin)	7(12.9)	7(7.9)	6(7.3)	6(7.5)	5(5.1)	5(4.2)	4(3.0)	4(2.6)	2(2.5)	3(3.2)	4(8.2)		11.60
		Sectional time (s)	14.82	14.48	14.69	15.36	15.15	16.01	15.80	15.48	15.55	15.57	15.55		
		Cumulative time (s)	168.46	153.64	139.16	124.47	109.11	93.96	77.95	62.15	46.67	31.12	15.55	3:21.59	
		Speed (m/s)	13.50	13.81	13.61	13.02	13.20	12.49	12.66	12.92	12.86	12.85	12.86	12.90	
		Stride length (m)	6.23	6.30	6.35	6.29	6.34	6.09	6.12	6.17	6.18	6.10	6.26	6.16	
		Stride duration (s)	0.462	0.456	0.466	0.483	0.480	0.488	0.484	0.478	0.480	0.475	0.487	0.477	
		Stride efficiency (%)	60.68	61.99	62.98	61.76	62.80	58.02	58.57	59.56	59.66	58.10	61.18	59.22	
		Stride count	32.09	31.76	31.50	31.81	31.55	32.82	32.67	32.40	32.37	32.80	31.96	422.35	



Note: Horizontal distance axis grid lines are 200m furlongs.

Disclaimer.

HRNZ and NZMTC and Thoroughbred Ratings Pty Ltd accepts no responsibility for the completeness or accuracy of any of the information contained herein, and makes no representations about its suitability for any particular purpose. Users should make their own judgements about those matters and/or seek independent advice. You assume all risks associated with use of the data provided on this page.



Race Results



May 30, 2025, Race 6, LADIES NIGHT 13 JUNE - BOOK NOW TROT, Distance 2600m, Addington - Survey 3200m

Result	TAB no.	Horse (Barrier)	2600 to	2400m to
5th	6	Dark Ghana (10)	2400m	2200m
		Position in running (margin)	-	2(1.6)
		Sectional time (s)	16.05	14.99
		Cumulative time (s)	201.86	185.81
		Speed (m/s)	12.46	13.34
		Stride length (m)	5.70	5.96
		Stride duration (s)	0.432	0.447
		Stride efficiency (%)	50.73	55.56
		Stride count	35.10	33.54

Disclaimer.

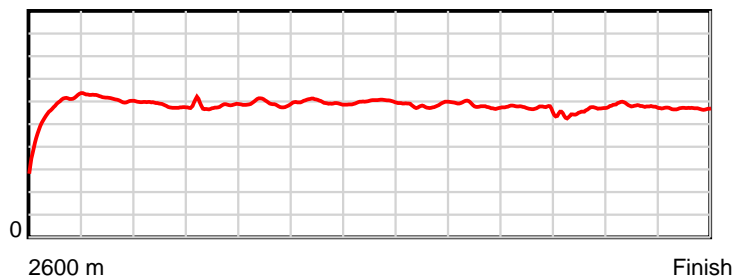
HRNZ and NZMTC and Thoroughbred Ratings Pty Ltd accepts no responsibility for the completeness or accuracy of any of the information contained herein, and makes no representations about its suitability for any particular purpose. Users should make their own judgements about those matters and/or seek independent advice. You assume all risks associated with use of the data provided on this page.

Race Results

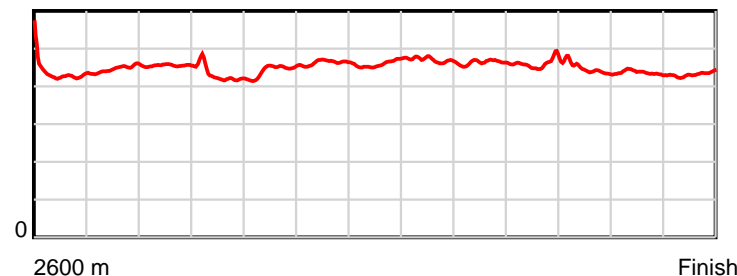
May 30, 2025, Race 6, LADIES NIGHT 13 JUNE - BOOK NOW TROT, Distance 2600m, Addington - Survey 3200m

Result	TAB no.	Horse (Barrier)	2200m to	2000m to	1800m to	1600m to	1400m to	1200m to	1000m to	800m to	600m to	400m to	200m to	Total or	Margin
5th	6	Dark Ghana (10)	2000m	1800m	1600m	1400m	1200m	1000m	800m	600m	400m	200m	WP	Average	
		Position in running (margin)	1(0.0)	1(0.0)	2(0.5)	2(2.2)	2(2.2)	2(1.9)	3(2.0)	3(1.7)	7(5.5)	8(9.6)	7(12.3)		13.00
		Sectional time (s)	15.65	14.67	14.93	15.77	15.24	16.21	15.84	16.13	16.09	15.20	15.09		
		Cumulative time (s)	170.82	155.17	140.50	125.57	109.80	94.56	78.35	62.51	46.38	30.29	15.09	3:21.86	
		Speed (m/s)	12.78	13.63	13.40	12.68	13.12	12.34	12.63	12.40	12.43	13.16	13.25	12.88	
		Stride length (m)	5.81	5.86	5.94	5.87	6.04	5.79	5.85	5.71	5.55	5.74	5.73	5.81	
		Stride duration (s)	0.455	0.430	0.443	0.463	0.460	0.470	0.463	0.460	0.447	0.436	0.433	0.451	
		Stride efficiency (%)	52.78	53.66	55.16	53.88	57.02	52.48	53.52	50.89	48.20	51.41	51.37	52.75	
		Stride count	34.41	34.13	33.66	34.06	33.11	34.51	34.17	35.05	36.01	34.87	34.88	447.50	

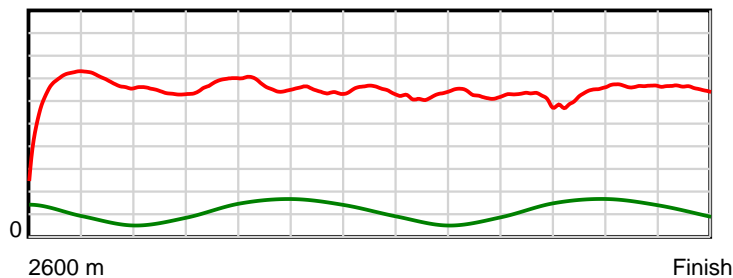
10 m Stride length



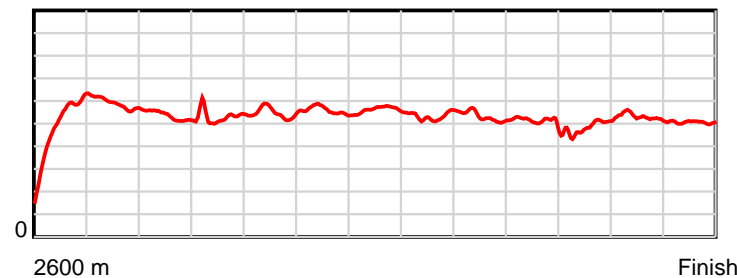
0.6 s Stride duration



20 m/sec Speed



100 % Stride efficiency



Note: Horizontal distance axis grid lines are 200m furlongs.

Disclaimer.

HRNZ and NZMTC and Thoroughbred Ratings Pty Ltd accepts no responsibility for the completeness or accuracy of any of the information contained herein, and makes no representations about its suitability for any particular purpose. Users should make their own judgements about those matters and/or seek independent advice. You assume all risks associated with use of the data provided on this page.



Race Results



May 30, 2025, Race 6, LADIES NIGHT 13 JUNE - BOOK NOW TROT, Distance 2600m, Addington - Survey 3200m

Result	TAB no.	Horse (Barrier)	2600 to	2400m to
6th	4	Brother Love (8)	2400m	2200m
		Position in running (margin)	-	1(0.0)
		Sectional time (s)	15.84	15.58
		Cumulative time (s)	202.07	186.23
		Speed (m/s)	12.62	12.84
		Stride length (m)	5.84	6.16
		Stride duration (s)	0.453	0.480
		Stride efficiency (%)	53.28	59.32
		Stride count	34.25	32.46

Disclaimer.

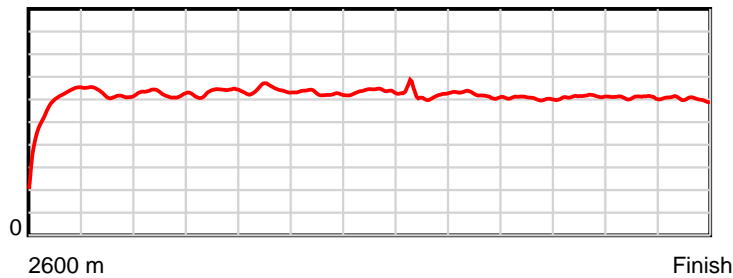
HRNZ and NZMTC and Thoroughbred Ratings Pty Ltd accepts no responsibility for the completeness or accuracy of any of the information contained herein, and makes no representations about its suitability for any particular purpose. Users should make their own judgements about those matters and/or seek independent advice. You assume all risks associated with use of the data provided on this page.

Race Results

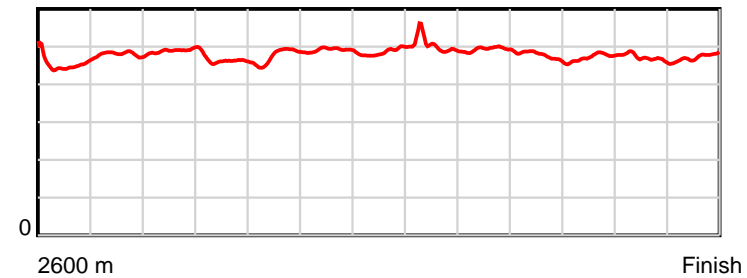
May 30, 2025, Race 6, LADIES NIGHT 13 JUNE - BOOK NOW TROT, Distance 2600m, Addington - Survey 3200m

Result	TAB no.	Horse (Barrier)	2200m to	2000m to	1800m to	1600m to	1400m to	1200m to	1000m to	800m to	600m to	400m to	200m to	Total or	Margin
6th	4	Brother Love (8)	2000m	1800m	1600m	1400m	1200m	1000m	800m	600m	400m	200m	WP	Average	
		Position in running (margin)	2(2.0)	2(2.0)	3(3.7)	3(4.6)	4(3.9)	4(3.8)	5(3.9)	5(3.9)	6(4.9)	4(4.9)	6(9.8)		14.20
		Sectional time (s)	15.64	14.86	14.81	15.65	15.27	16.23	15.88	15.66	15.43	15.57	15.65		
		Cumulative time (s)	170.65	155.01	140.15	125.34	109.69	94.42	78.19	62.31	46.65	31.22	15.65	3:22.07	
		Speed (m/s)	12.79	13.46	13.50	12.78	13.10	12.32	12.59	12.77	12.96	12.85	12.78	12.87	
		Stride length (m)	6.26	6.24	6.42	6.28	6.36	6.18	6.21	6.08	6.12	6.04	6.05	6.17	
		Stride duration (s)	0.490	0.464	0.476	0.491	0.486	0.502	0.493	0.476	0.472	0.470	0.473	0.480	
		Stride efficiency (%)	61.32	60.91	64.50	61.56	63.27	59.72	60.35	57.80	58.54	57.01	57.17	59.49	
		Stride count	31.93	32.03	31.13	31.87	31.43	32.35	32.18	32.89	32.68	33.11	33.07	421.38	

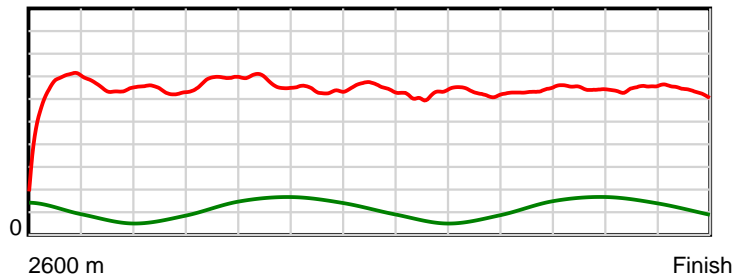
10 m Stride length



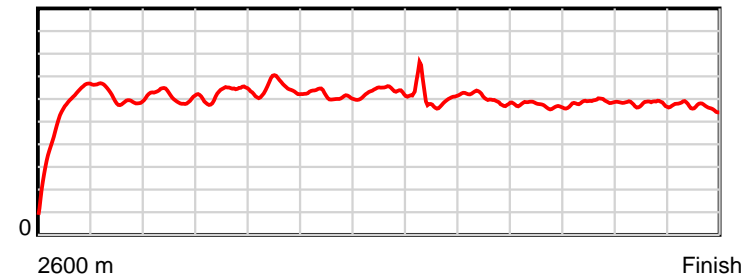
0.6 s Stride duration



20 m/sec Speed



100 % Stride efficiency



Note: Horizontal distance axis grid lines are 200m furlongs.

Disclaimer.

HRNZ and NZMTC and Thoroughbred Ratings Pty Ltd accepts no responsibility for the completeness or accuracy of any of the information contained herein, and makes no representations about its suitability for any particular purpose. Users should make their own judgements about those matters and/or seek independent advice. You assume all risks associated with use of the data provided on this page.



Race Results



May 30, 2025, Race 6, LADIES NIGHT 13 JUNE - BOOK NOW TROT, Distance 2600m, Addington - Survey 3200m

Result	TAB no.	Horse (Barrier)	2600 to	2400m to
7th	8	Who's Queen (0)	2400m	2200m
		Position in running (margin)	-	6(11.4)
		Sectional time (s)	17.47	15.19
		Cumulative time (s)	202.76	185.29
		Speed (m/s)	11.45	13.17
		Stride length (m)	5.27	5.48
		Stride duration (s)	0.419	0.417
		Stride efficiency (%)	43.46	47.01
		Stride count	37.92	36.46

Disclaimer.

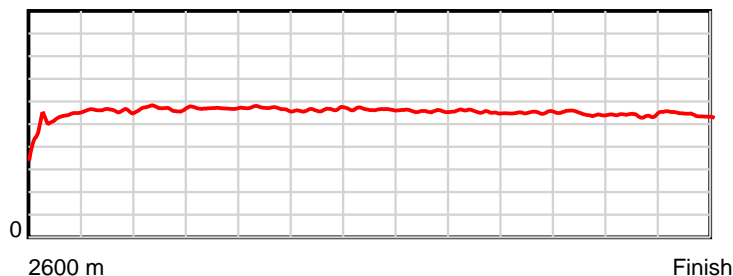
HRNZ and NZMTC and Thoroughbred Ratings Pty Ltd accepts no responsibility for the completeness or accuracy of any of the information contained herein, and makes no representations about its suitability for any particular purpose. Users should make their own judgements about those matters and/or seek independent advice. You assume all risks associated with use of the data provided on this page.

Race Results

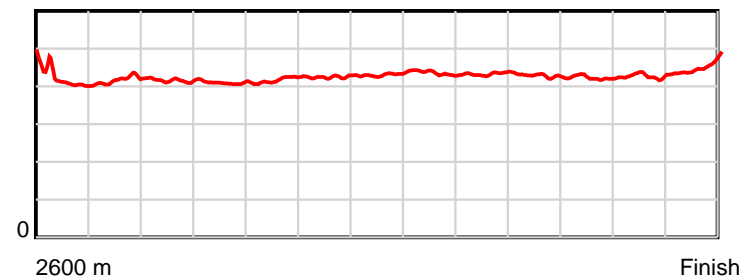
May 30, 2025, Race 6, LADIES NIGHT 13 JUNE - BOOK NOW TROT, Distance 2600m, Addington - Survey 3200m

Result	TAB no.	Horse (Barrier)	2200m to	2000m to	1800m to	1600m to	1400m to	1200m to	1000m to	800m to	600m to	400m to	200m to	Total or	Margin
7th	8	Who's Queen (0)	2000m	1800m	1600m	1400m	1200m	1000m	800m	600m	400m	200m	WP	Average	
		Position in running (margin)	6(11.1)	5(5.5)	4(4.3)	4(5.3)	3(3.3)	3(2.9)	2(1.1)	2(0.3)	1(0.0)	2(0.8)	5(8.3)		18.10
		Sectional time (s)	14.72	14.38	14.81	15.44	15.23	15.90	15.76	15.44	15.56	15.99	16.87		
		Cumulative time (s)	170.10	155.38	141.00	126.19	110.75	95.52	79.62	63.86	48.42	32.86	16.87	3:22.76	
		Speed (m/s)	13.59	13.91	13.50	12.95	13.13	12.58	12.69	12.95	12.85	12.51	11.86	12.82	
		Stride length (m)	5.65	5.70	5.63	5.51	5.66	5.48	5.50	5.54	5.44	5.34	5.37	5.50	
		Stride duration (s)	0.416	0.410	0.417	0.425	0.431	0.435	0.433	0.428	0.423	0.427	0.453	0.429	
		Stride efficiency (%)	49.82	50.78	49.48	47.40	49.97	46.85	47.30	47.99	46.20	44.62	45.14	47.32	
		Stride count	35.42	35.08	35.54	36.31	35.37	36.53	36.35	36.09	36.78	37.43	37.21	472.49	

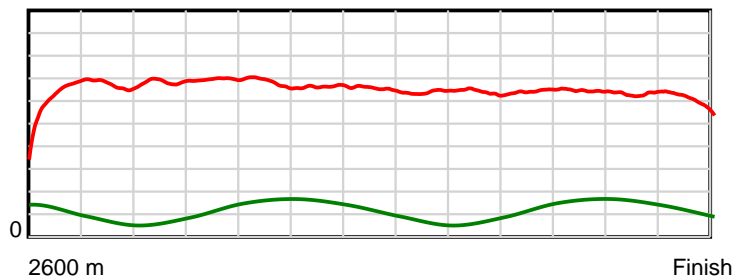
10 m Stride length



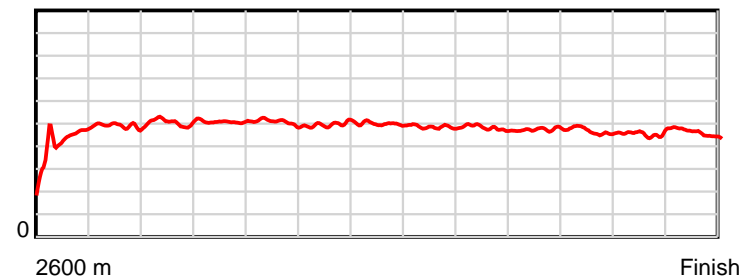
0.6 s Stride duration



20 m/sec Speed



100 % Stride efficiency



Note: Horizontal distance axis grid lines are 200m furlongs.

Disclaimer.

HRNZ and NZMTC and Thoroughbred Ratings Pty Ltd accepts no responsibility for the completeness or accuracy of any of the information contained herein, and makes no representations about its suitability for any particular purpose. Users should make their own judgements about those matters and/or seek independent advice. You assume all risks associated with use of the data provided on this page.



Race Results



May 30, 2025, Race 6, LADIES NIGHT 13 JUNE - BOOK NOW TROT, Distance 2600m, Addington - Survey 3200m

Result	TAB no.	Horse (Barrier)	2600 to	2400m to
8th	10	Countless Ques... (4)	2400m	2200m
		Position in running (margin)	-	10(18.5)
		Sectional time (s)	18.95	15.60
		Cumulative time (s)	204.65	185.70
		Speed (m/s)	10.55	12.82
		Stride length (m)	6.06	6.39
		Stride duration (s)	0.499	0.498
		Stride efficiency (%)	57.32	63.76
		Stride count	33.02	31.31

Disclaimer.

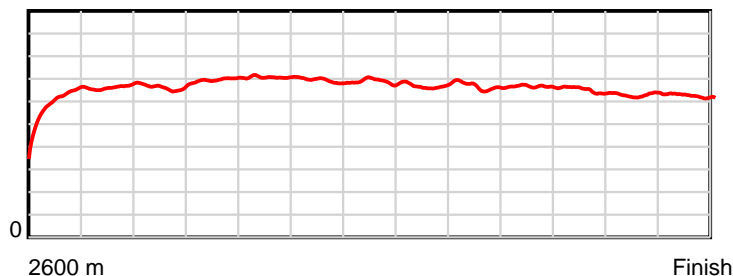
HRNZ and NZMTC and Thoroughbred Ratings Pty Ltd accepts no responsibility for the completeness or accuracy of any of the information contained herein, and makes no representations about its suitability for any particular purpose. Users should make their own judgements about those matters and/or seek independent advice. You assume all risks associated with use of the data provided on this page.

Race Results

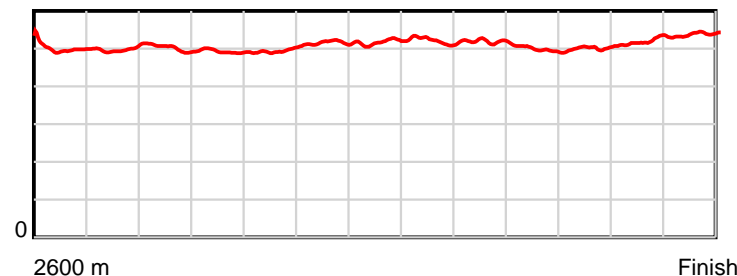
May 30, 2025, Race 6, LADIES NIGHT 13 JUNE - BOOK NOW TROT, Distance 2600m, Addington - Survey 3200m

Result	TAB no.	Horse (Barrier)	2200m to	2000m to	1800m to	1600m to	1400m to	1200m to	1000m to	800m to	600m to	400m to	200m to	Total or	Margin
8th	10	Countless Ques... (4)	2000m	1800m	1600m	1400m	1200m	1000m	800m	600m	400m	200m	WP	Average	
		Position in running (margin)	9(20.6)	9(19.0)	9(16.9)	9(13.5)	9(9.9)	9(8.7)	8(6.9)	8(6.5)	4(3.3)	5(5.0)	8(16.8)		28.50
		Sectional time (s)	15.38	14.23	14.09	15.18	15.09	15.90	15.82	14.97	15.69	16.73	17.02		
		Cumulative time (s)	170.10	154.72	140.49	126.40	111.22	96.13	80.23	64.41	49.44	33.75	17.02	3:24.65	
		Speed (m/s)	13.00	14.05	14.19	13.18	13.25	12.58	12.64	13.36	12.75	11.95	11.75	12.70	
		Stride length (m)	6.52	6.93	7.02	6.80	6.86	6.55	6.55	6.65	6.40	6.23	6.33	6.55	
		Stride duration (s)	0.501	0.493	0.494	0.516	0.517	0.521	0.518	0.498	0.502	0.521	0.539	0.515	
		Stride efficiency (%)	66.37	75.01	76.97	72.17	73.50	67.11	67.14	69.13	64.01	60.56	62.65	67.01	
		Stride count	30.69	28.87	28.50	29.43	29.16	30.52	30.51	30.07	31.25	32.13	31.59	397.05	

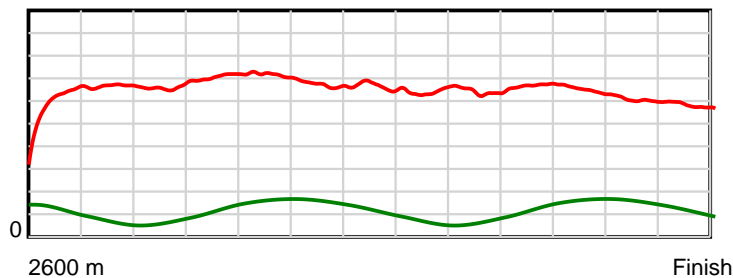
10 m Stride length



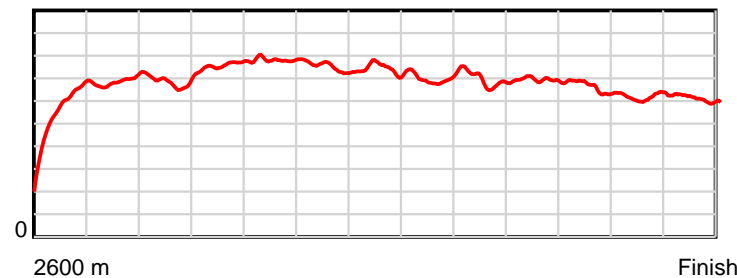
0.6 s Stride duration



20 m/sec Speed



100 % Stride efficiency



Note: Horizontal distance axis grid lines are 200m furlongs.

Disclaimer.

HRNZ and NZMTC and Thoroughbred Ratings Pty Ltd accepts no responsibility for the completeness or accuracy of any of the information contained herein, and makes no representations about its suitability for any particular purpose. Users should make their own judgements about those matters and/or seek independent advice. You assume all risks associated with use of the data provided on this page.



Race Results



May 30, 2025, Race 6, LADIES NIGHT 13 JUNE - BOOK NOW TROT, Distance 2600m, Addington - Survey 3200m

Result	TAB no.	Horse (Barrier)	2600 to	2400m to
9th	1	Almighty (5)	2400m	2200m
		Position in running (margin)	-	9(15.9)
		Sectional time (s)	18.45	17.96
		Cumulative time (s)	207.95	189.50
		Speed (m/s)	10.84	11.14
		Stride length (m)	5.04	5.21
		Stride duration (s)	0.453	0.468
		Stride efficiency (%)	39.72	42.47
		Stride count	39.67	38.36

Disclaimer.

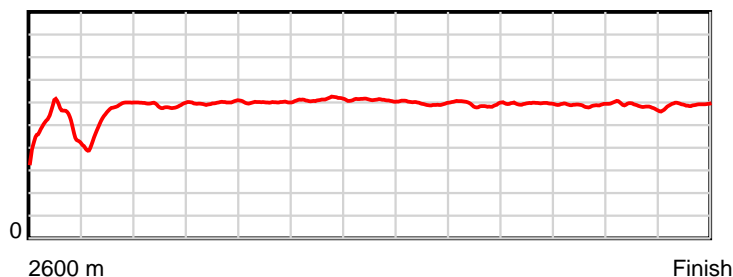
HRNZ and NZMTC and Thoroughbred Ratings Pty Ltd accepts no responsibility for the completeness or accuracy of any of the information contained herein, and makes no representations about its suitability for any particular purpose. Users should make their own judgements about those matters and/or seek independent advice. You assume all risks associated with use of the data provided on this page.

Race Results

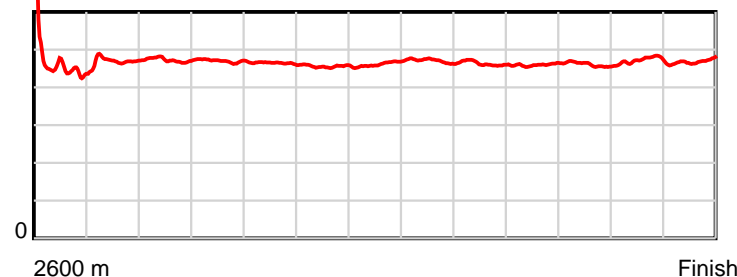
May 30, 2025, Race 6, LADIES NIGHT 13 JUNE - BOOK NOW TROT, Distance 2600m, Addington - Survey 3200m

Result	TAB no.	Horse (Barrier)	2200m to	2000m to	1800m to	1600m to	1400m to	1200m to	1000m to	800m to	600m to	400m to	200m to	Total or	Margin
9th	1	Almighty (5)	2000m	1800m	1600m	1400m	1200m	1000m	800m	600m	400m	200m	WP	Average	
		Position in running (margin)	10(32.2)	10(35.0)	10(41.8)	10(46.8)	10(41.8)	10(39.6)	10(37.2)	10(35.3)	10(34.8)	10(36.5)	10(45.3)		46.90
		Sectional time (s)	16.11	15.71	15.48	14.94	14.93	15.80	15.56	15.41	15.70	16.23	15.67		
		Cumulative time (s)	171.54	155.43	139.72	124.24	109.30	94.37	78.57	63.01	47.60	31.90	15.67	3:27.95	
		Speed (m/s)	12.41	12.73	12.92	13.39	13.40	12.66	12.85	12.98	12.74	12.32	12.76	12.50	
		Stride length (m)	5.87	5.99	6.00	6.10	6.19	5.95	5.95	5.96	5.87	5.81	5.99	5.82	
		Stride duration (s)	0.472	0.470	0.464	0.456	0.462	0.470	0.463	0.460	0.461	0.472	0.469	0.466	
		Stride efficiency (%)	53.79	55.99	56.23	58.13	59.79	55.38	55.37	55.59	53.82	52.83	56.07	52.97	
		Stride count	34.09	33.41	33.34	32.79	32.33	33.60	33.60	33.53	34.08	34.40	33.39	446.59	

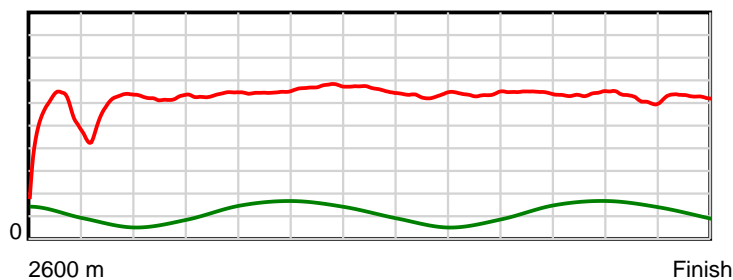
10 m Stride length



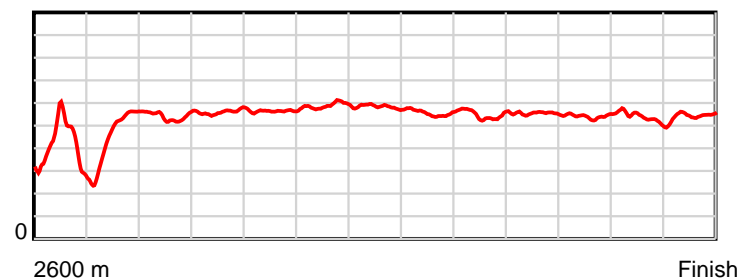
0.6 s Stride duration



20 m/sec Speed



100 % Stride efficiency



Note: Horizontal distance axis grid lines are 200m furlongs.

Disclaimer.

HRNZ and NZMTC and Thoroughbred Ratings Pty Ltd accepts no responsibility for the completeness or accuracy of any of the information contained herein, and makes no representations about its suitability for any particular purpose. Users should make their own judgements about those matters and/or seek independent advice. You assume all risks associated with use of the data provided on this page.



Race Results



May 30, 2025, Race 6, LADIES NIGHT 13 JUNE - BOOK NOW TROT, Distance 2600m, Addington - Survey 3200m

Result	TAB no.	Horse (Barrier)	2600 to	2400m to
10th	11	Pyramid Rose (3)	2400m	2200m
		Position in running (margin)	-	5(6.2)
		Sectional time (s)	16.92	15.65
		Cumulative time (s)	208.70	191.78
		Speed (m/s)	11.82	12.78
		Stride length (m)	5.71	5.79
		Stride duration (s)	0.442	0.453
		Stride efficiency (%)	50.96	52.45
		Stride count	35.02	34.52

Disclaimer.

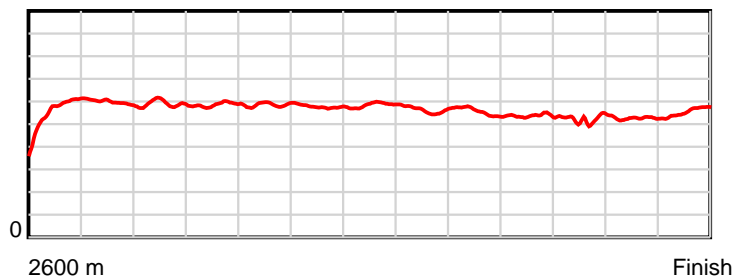
HRNZ and NZMTC and Thoroughbred Ratings Pty Ltd accepts no responsibility for the completeness or accuracy of any of the information contained herein, and makes no representations about its suitability for any particular purpose. Users should make their own judgements about those matters and/or seek independent advice. You assume all risks associated with use of the data provided on this page.

Race Results

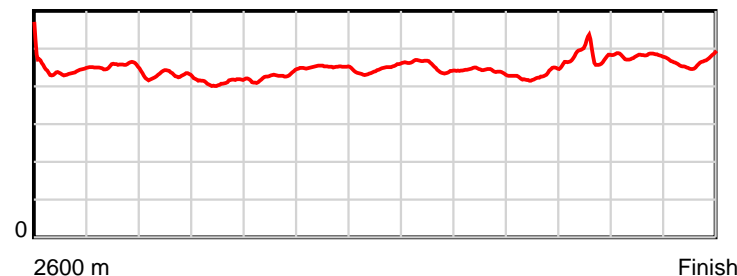
May 30, 2025, Race 6, LADIES NIGHT 13 JUNE - BOOK NOW TROT, Distance 2600m, Addington - Survey 3200m

Result	TAB no.	Horse (Barrier)	2200m to	2000m to	1800m to	1600m to	1400m to	1200m to	1000m to	800m to	600m to	400m to	200m to	Total or	Margin
10th	11	Pyramid Rose (3)	2000m	1800m	1600m	1400m	1200m	1000m	800m	600m	400m	200m	WP	Average	
		Position in running (margin)	5(8.6)	3(3.1)	1(0.0)	1(0.0)	1(0.0)	1(0.0)	1(0.0)	1(0.0)	5(3.9)	9(22.0)	9(43.5)		51.00
		Sectional time (s)	14.73	14.06	14.65	15.77	15.30	16.20	15.89	16.14	18.43	18.33	16.63		
		Cumulative time (s)	176.13	161.40	147.34	132.69	116.92	101.62	85.42	69.53	53.39	34.96	16.63	3:28.70	
		Speed (m/s)	13.58	14.22	13.65	12.68	13.07	12.35	12.59	12.39	10.85	10.91	12.03	12.46	
		Stride length (m)	5.81	5.86	5.83	5.72	5.83	5.59	5.55	5.34	5.23	5.24	5.61	5.62	
		Stride duration (s)	0.428	0.412	0.427	0.451	0.446	0.452	0.441	0.431	0.482	0.480	0.466	0.451	
		Stride efficiency (%)	52.81	53.62	53.14	51.06	53.19	48.77	48.20	44.51	42.77	42.88	49.14	49.28	
		Stride count	34.40	34.14	34.30	34.99	34.28	35.80	36.01	37.47	38.23	38.18	35.66	463.00	

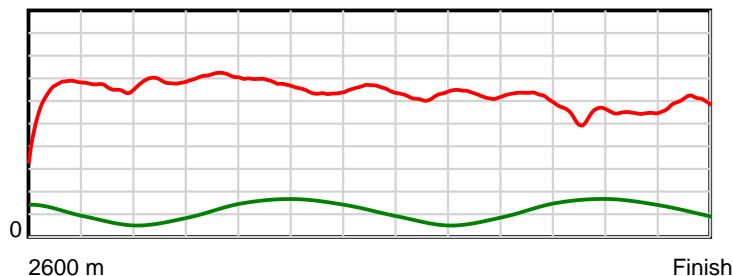
10 m Stride length



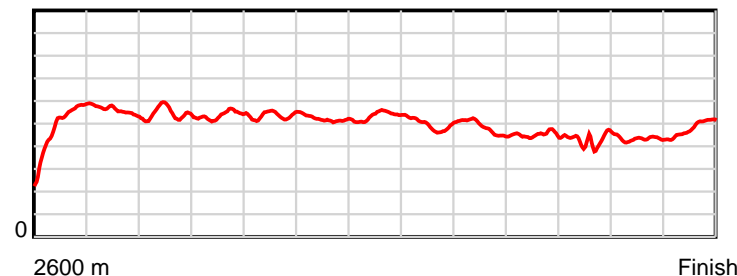
0.6 s Stride duration



20 m/sec Speed



100 % Stride efficiency



Note: Horizontal distance axis grid lines are 200m furlongs.

Disclaimer.

HRNZ and NZMTC and Thoroughbred Ratings Pty Ltd accepts no responsibility for the completeness or accuracy of any of the information contained herein, and makes no representations about its suitability for any particular purpose. Users should make their own judgements about those matters and/or seek independent advice. You assume all risks associated with use of the data provided on this page.



Race Results



May 30, 2025, Race 6, LADIES NIGHT 13 JUNE - BOOK NOW TROT, Distance 2600m, Addington - Survey 3200m

Result	TAB no.	Horse (Barrier)	2600 to	2400m to
11th	2	Jaccka Baylis (6)	2400m	2200m
		Position in running (margin)	-	11(55.4)
		Sectional time (s)	25.00	16.89
		Cumulative time (s)	233.98	208.98
		Speed (m/s)	8.00	11.84
		Stride length (m)	3.97	5.74
		Stride duration (s)	0.483	0.485
		Stride efficiency (%)	24.60	51.51
		Stride count	50.41	34.83

Disclaimer.

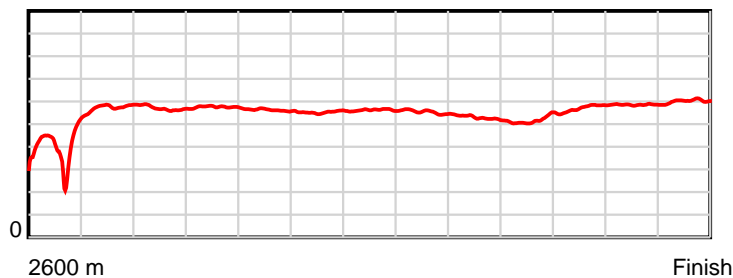
HRNZ and NZMTC and Thoroughbred Ratings Pty Ltd accepts no responsibility for the completeness or accuracy of any of the information contained herein, and makes no representations about its suitability for any particular purpose. Users should make their own judgements about those matters and/or seek independent advice. You assume all risks associated with use of the data provided on this page.

Race Results

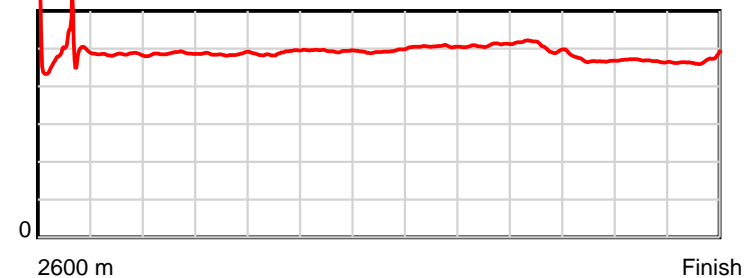
May 30, 2025, Race 6, LADIES NIGHT 13 JUNE - BOOK NOW TROT, Distance 2600m, Addington - Survey 3200m

Result	TAB no.	Horse (Barrier)	2200m to	2000m to	1800m to	1600m to	1400m to	1200m to	1000m to	800m to	600m to	400m to	200m to	Total or	Margin
11th	2	Jaccka Baylis (6)	2000m	1800m	1600m	1400m	1200m	1000m	800m	600m	400m	200m	WP	Average	
		Position in running (margin)	11(65.2)	11(74.6)	11(89.7)	11(107.3)	11(119.2)	11(131.5)	11(146.0)	11(165.7)	11(189.8)	11(195.6)	11(202.5)		191.50
		Sectional time (s)	17.21	17.10	17.58	17.76	17.35	18.60	19.18	19.50	16.38	15.90	15.53		
		Cumulative time (s)	192.09	174.88	157.78	140.20	122.44	105.09	86.49	67.31	47.81	31.43	15.53	3:53.98	
		Speed (m/s)	11.62	11.70	11.38	11.26	11.53	10.75	10.43	10.26	12.21	12.58	12.88	11.11	
		Stride length (m)	5.66	5.68	5.56	5.57	5.69	5.44	5.31	5.20	5.73	5.89	6.07	5.44	
		Stride duration (s)	0.487	0.486	0.489	0.494	0.493	0.506	0.509	0.507	0.469	0.468	0.471	0.490	
		Stride efficiency (%)	50.06	50.45	48.36	48.46	50.54	46.19	44.09	42.29	51.31	54.15	57.55	46.33	
		Stride count	35.34	35.20	35.95	35.92	35.17	36.78	37.65	38.44	34.90	33.97	32.96	477.52	

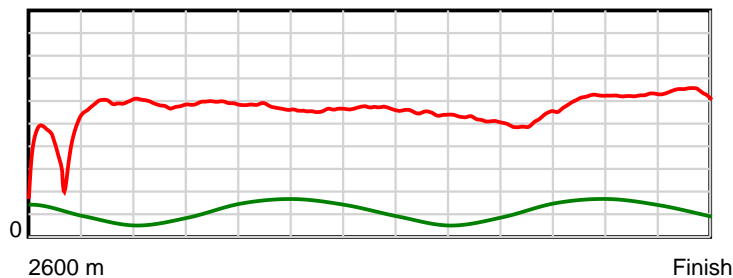
10 m Stride length



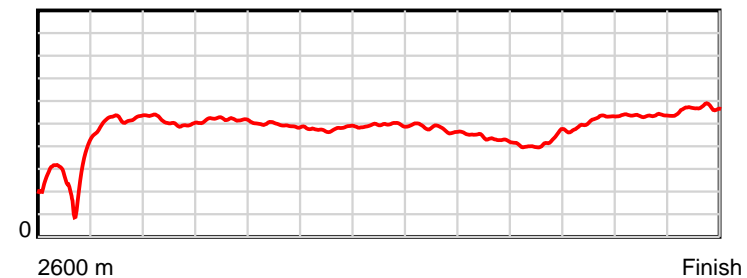
0.6 s Stride duration



20 m/sec Speed



100 % Stride efficiency



Note: Horizontal distance axis grid lines are 200m furlongs.

Disclaimer.

HRNZ and NZMTC and Thoroughbred Ratings Pty Ltd accepts no responsibility for the completeness or accuracy of any of the information contained herein, and makes no representations about its suitability for any particular purpose. Users should make their own judgements about those matters and/or seek independent advice. You assume all risks associated with use of the data provided on this page.