



Race Results

NZ Metropolitan Trotting Club Inc, HRNZ, June 22, 2025

Compilation date: June 22, 2025, 5:13:37 PM (NZST)

Copyright © 2025 HRNZ and NZMTC. All rights reserved.

Trademarks.

StrideMASTER is a registered trademark of Thoroughbred Ratings Pty Ltd.

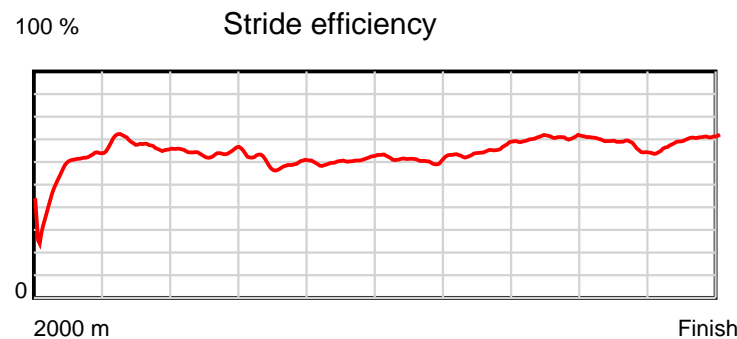
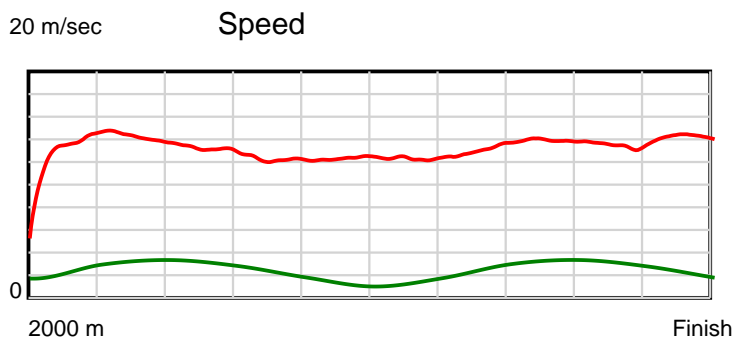
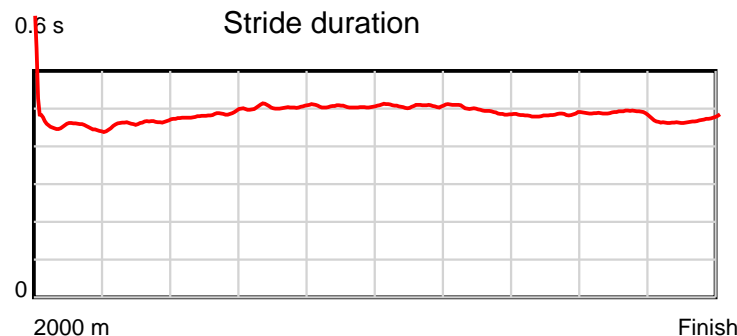
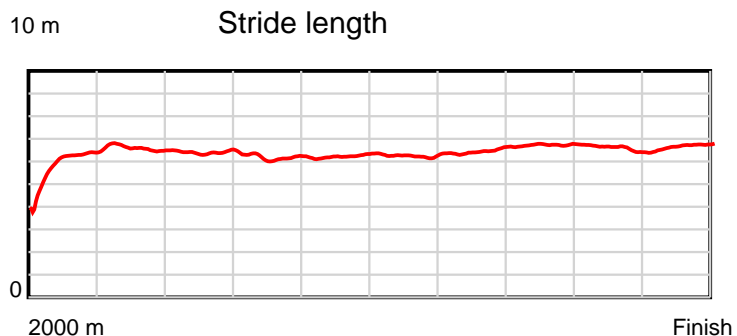
Disclaimer.

HRNZ and NZMTC and Thoroughbred Ratings Pty Ltd accepts no responsibility for the completeness or accuracy of any of the information contained herein, and makes no representations about its suitability for any particular purpose. Users should make their own judgements about those matters and/or seek independent advice. You assume all risks associated with use of the data provided on this page.

Race Results

June 22, 2025, Race 1, THE LION FOUNDATION PACE, Distance 2000m, Addington - Survey 3200m

Result	TAB no.	Horse (Barrier)	2000 to	1800m to	1600m to	1400m to	1200m to	1000m to	800m to	600m to	400m to	200m to	Total or	Margin
1st	6	Stylish Lustre (6)	1800m	1600m	1400m	1200m	1000m	800m	600m	400m	200m	WP	Average	
		Position in running (margin)	-	4(2.3)	4(4.2)	4(4.5)	4(4.0)	4(3.3)	4(3.1)	3(2.3)	3(2.3)	3(1.8)		0.00
		Sectional time (s)	15.82	14.22	15.32	16.08	16.57	16.42	15.34	14.64	14.99	14.24		
		Cumulative time (s)	153.64	137.82	123.60	108.28	92.20	75.63	59.21	43.87	29.23	14.24	2:33.64	
		Speed (m/s)	12.64	14.06	13.05	12.44	12.07	12.18	13.04	13.66	13.34	14.04	13.02	
		Stride length (m)	5.88	6.51	6.32	6.27	6.10	6.18	6.45	6.61	6.50	6.60	6.33	
		Stride duration (s)	0.455	0.463	0.484	0.504	0.505	0.508	0.494	0.484	0.487	0.470	0.487	
		Stride efficiency (%)	54.11	66.26	62.50	61.37	58.17	59.71	64.91	68.26	66.02	68.08	62.70	
		Stride count	33.99	30.71	31.62	31.91	32.78	32.36	31.03	30.26	30.77	30.30	315.73	



Note: Horizontal distance axis grid lines are 200m furlongs.

Disclaimer.

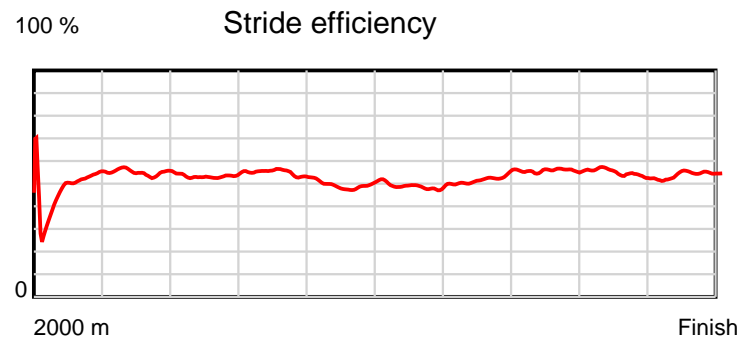
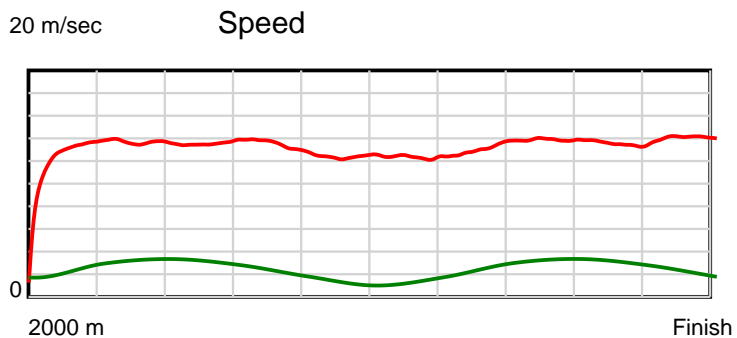
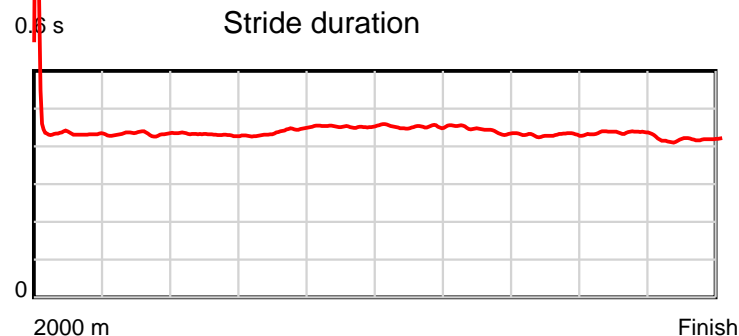
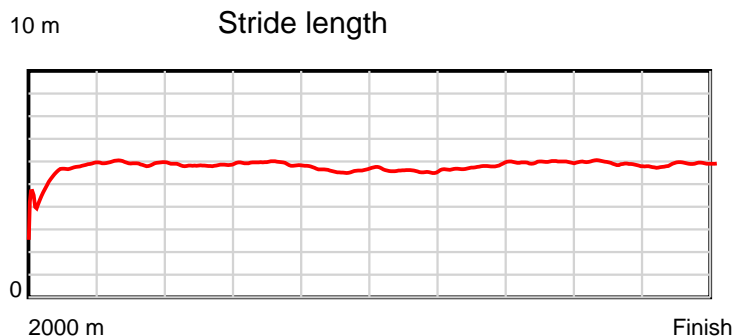
HRNZ and NZMTC and Thoroughbred Ratings Pty Ltd accepts no responsibility for the completeness or accuracy of any of the information contained herein, and makes no representations about its suitability for any particular purpose. Users should make their own judgements about those matters and/or seek independent advice. You assume all risks associated with use of the data provided on this page.



Race Results

June 22, 2025, Race 1, THE LION FOUNDATION PACE, Distance 2000m, Addington - Survey 3200m

Result	TAB no.	Horse (Barrier)	2000 to	1800m to	1600m to	1400m to	1200m to	1000m to	800m to	600m to	400m to	200m to	Total or	Margin
2nd	11	Pacific Thunde... (10)	1800m	1600m	1400m	1200m	1000m	800m	600m	400m	200m	WP	Average	
		Position in running (margin)	-	6(9.5)	6(15.0)	6(13.8)	5(5.9)	6(5.2)	6(5.1)	6(4.1)	5(4.3)	5(3.4)		2.00
		Sectional time (s)	17.16	14.83	15.05	14.86	16.56	16.45	15.30	14.66	14.94	14.23		
		Cumulative time (s)	154.04	136.88	122.05	107.00	92.14	75.58	59.13	43.83	29.17	14.23	2:34.04	
		Speed (m/s)	11.66	13.49	13.29	13.46	12.08	12.16	13.07	13.64	13.39	14.05	12.98	
		Stride length (m)	5.36	5.84	5.74	5.90	5.47	5.50	5.78	5.87	5.83	5.87	5.71	
		Stride duration (s)	0.439	0.433	0.431	0.439	0.453	0.452	0.442	0.430	0.436	0.418	0.440	
		Stride efficiency (%)	44.90	53.25	51.41	54.43	46.77	47.20	52.24	53.81	53.16	53.83	50.93	
		Stride count	37.31	34.26	34.87	33.89	36.56	36.39	34.59	34.08	34.29	34.08	350.32	



Note: Horizontal distance axis grid lines are 200m furlongs.

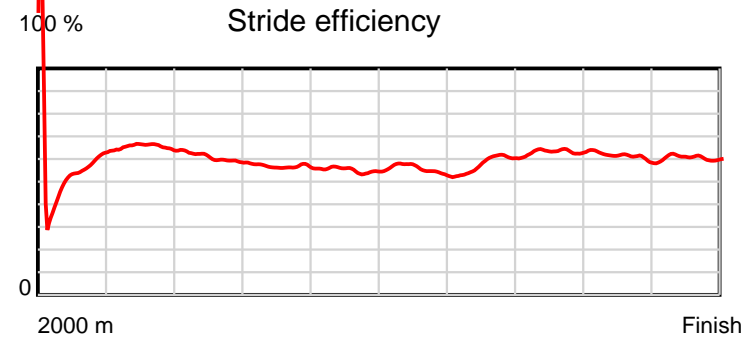
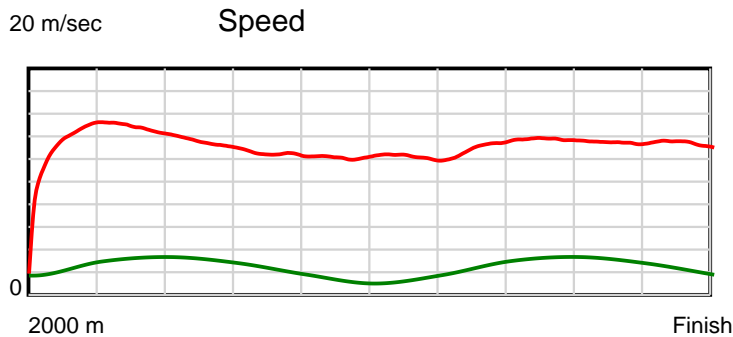
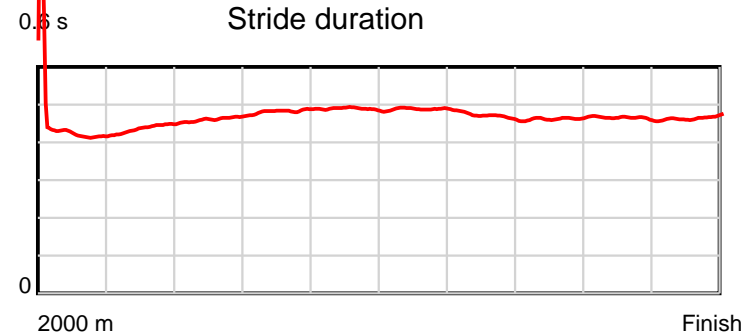
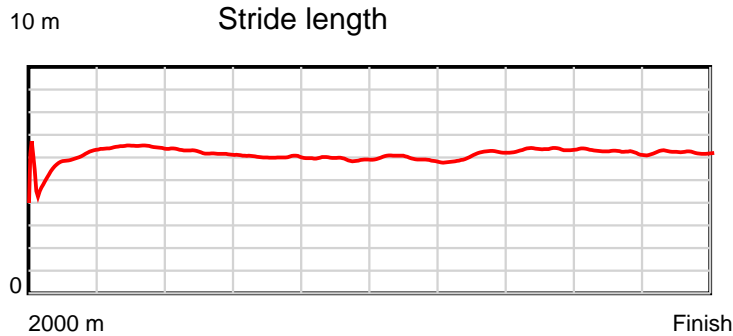
Disclaimer.

HRNZ and NZMTC and Thoroughbred Ratings Pty Ltd accepts no responsibility for the completeness or accuracy of any of the information contained herein, and makes no representations about its suitability for any particular purpose. Users should make their own judgements about those matters and/or seek independent advice. You assume all risks associated with use of the data provided on this page.

Race Results

June 22, 2025, Race 1, THE LION FOUNDATION PACE, Distance 2000m, Addington - Survey 3200m

Result	TAB no.	Horse (Barrier)	2000 to	1800m to	1600m to	1400m to	1200m to	1000m to	800m to	600m to	400m to	200m to	Total or	Margin
3rd	8	Swift Guy (8)	1800m	1600m	1400m	1200m	1000m	800m	600m	400m	200m	WP	Average	
		Position in running (margin)	-	1(0.0)	1(0.0)	1(0.0)	1(0.0)	1(0.0)	1(0.0)	1(0.0)	1(0.0)	1(0.0)		3.60
		Sectional time (s)	15.57	13.92	15.26	16.17	16.68	16.47	15.46	14.64	15.09	14.98		
		Cumulative time (s)	154.24	138.67	124.75	109.49	93.32	76.64	60.17	44.71	30.07	14.98	2:34.24	
		Speed (m/s)	12.85	14.37	13.11	12.37	11.99	12.14	12.94	13.66	13.25	13.35	12.97	
		Stride length (m)	5.61	6.30	6.06	5.98	5.86	5.93	6.08	6.33	6.15	6.22	6.04	
		Stride duration (s)	0.425	0.438	0.462	0.483	0.489	0.489	0.470	0.463	0.464	0.466	0.466	
		Stride efficiency (%)	49.16	61.96	57.36	55.82	53.63	55.03	57.71	62.62	59.15	60.44	57.09	
		Stride count	35.66	31.76	33.01	33.46	34.14	33.70	32.91	31.59	32.51	32.16	330.90	



Note: Horizontal distance axis grid lines are 200m furlongs.

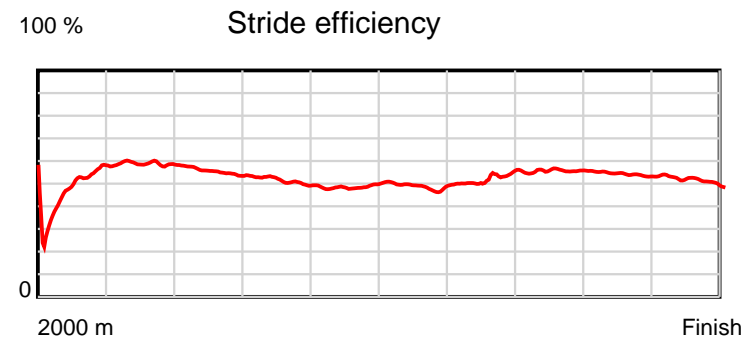
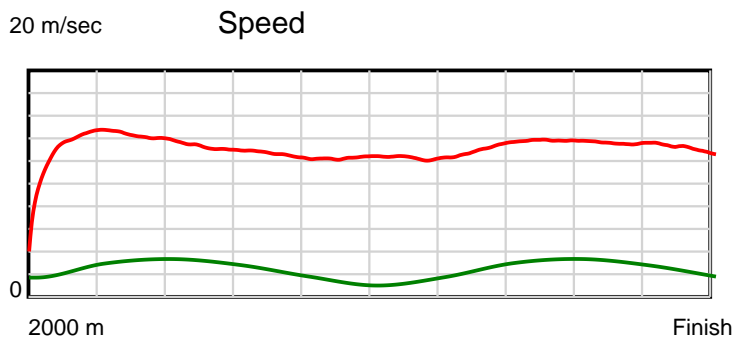
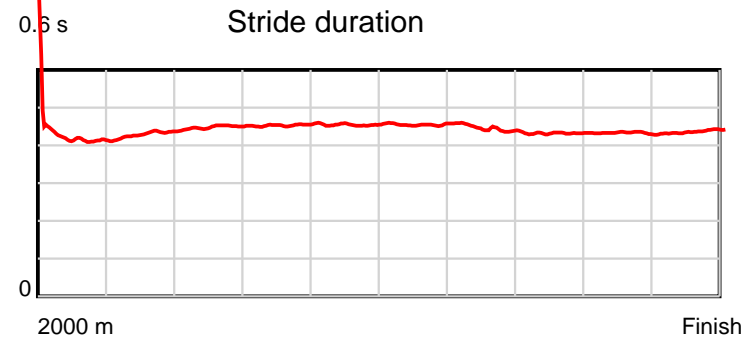
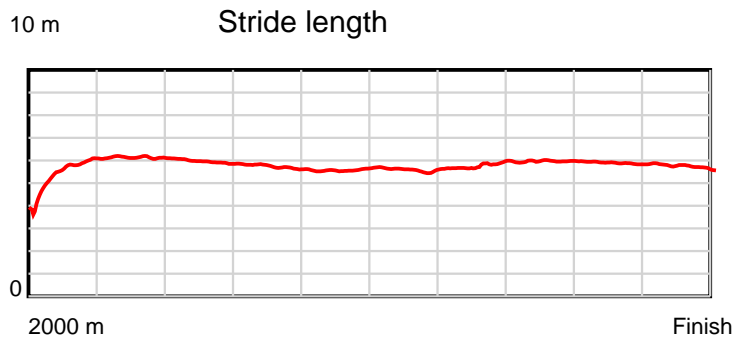
Disclaimer.

HRNZ and NZMTC and Thoroughbred Ratings Pty Ltd accepts no responsibility for the completeness or accuracy of any of the information contained herein, and makes no representations about its suitability for any particular purpose. Users should make their own judgements about those matters and/or seek independent advice. You assume all risks associated with use of the data provided on this page.

Race Results

June 22, 2025, Race 1, THE LION FOUNDATION PACE, Distance 2000m, Addington - Survey 3200m

Result	TAB no.	Horse (Barrier)	2000 to	1800m to	1600m to	1400m to	1200m to	1000m to	800m to	600m to	400m to	200m to	Total or	Margin
4th	7	Blastfromthepea... (7)	1800m	1600m	1400m	1200m	1000m	800m	600m	400m	200m	WP	Average	
		Position in running (margin)	-	2(0.6)	3(2.7)	3(3.7)	2(1.5)	2(1.2)	2(1.1)	2(0.4)	2(0.7)	2(0.1)		4.70
		Sectional time (s)	15.71	14.26	15.43	15.81	16.64	16.45	15.35	14.68	14.98	15.13		
		Cumulative time (s)	154.44	138.73	124.47	109.04	93.23	76.59	60.14	44.79	30.11	15.13	2:34.44	
		Speed (m/s)	12.73	14.03	12.96	12.65	12.02	12.16	13.03	13.62	13.35	13.22	12.95	
		Stride length (m)	5.48	6.02	5.82	5.74	5.46	5.54	5.77	5.89	5.78	5.78	5.72	
		Stride duration (s)	0.422	0.429	0.449	0.453	0.455	0.455	0.443	0.432	0.433	0.437	0.442	
		Stride efficiency (%)	46.86	56.67	52.85	51.42	46.64	47.88	52.02	54.13	52.17	52.20	51.15	
		Stride count	36.52	33.21	34.39	34.87	36.61	36.13	34.67	33.98	34.61	34.60	349.59	



Note: Horizontal distance axis grid lines are 200m furlongs.

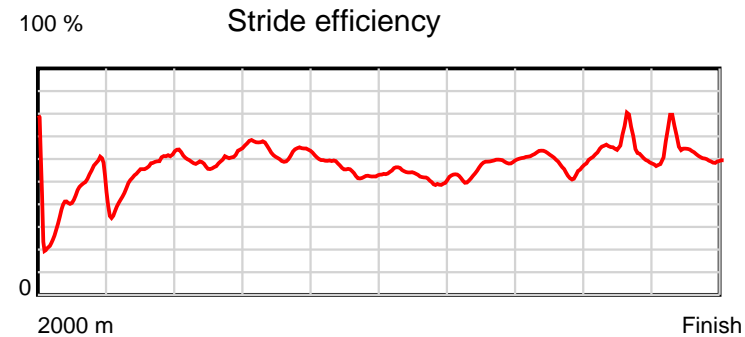
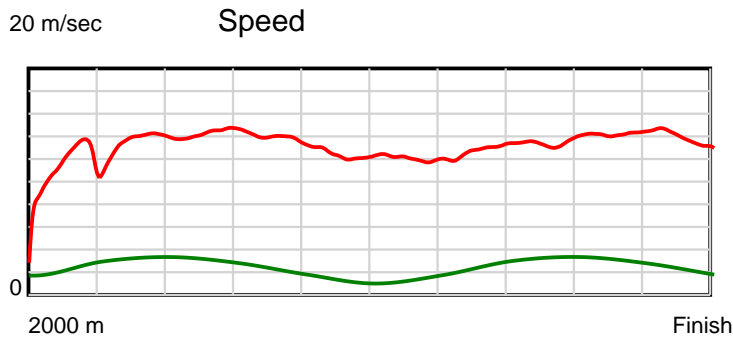
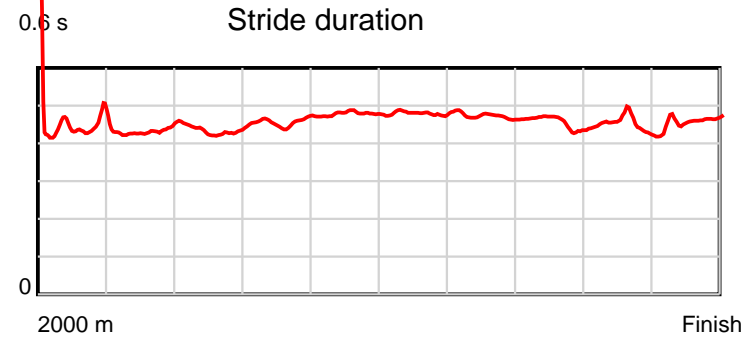
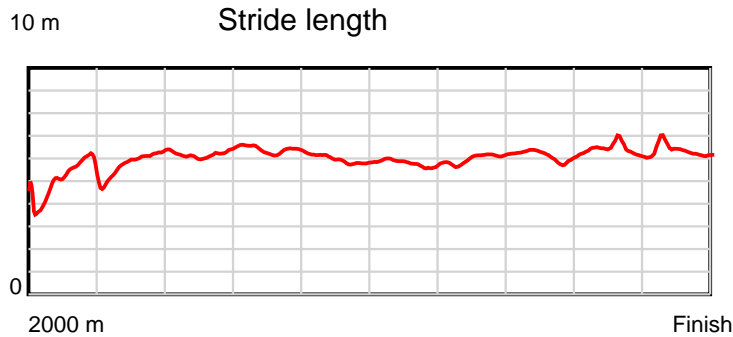
Disclaimer.

HRNZ and NZMTC and Thoroughbred Ratings Pty Ltd accepts no responsibility for the completeness or accuracy of any of the information contained herein, and makes no representations about its suitability for any particular purpose. Users should make their own judgements about those matters and/or seek independent advice. You assume all risks associated with use of the data provided on this page.

Race Results

June 22, 2025, Race 1, THE LION FOUNDATION PACE, Distance 2000m, Addington - Survey 3200m

Result	TAB no.	Horse (Barrier)	2000 to	1800m to	1600m to	1400m to	1200m to	1000m to	800m to	600m to	400m to	200m to	Total or	Margin
5th	4	Justa Rippa (4)	1800m	1600m	1400m	1200m	1000m	800m	600m	400m	200m	WP	Average	
		Position in running (margin)	-	9(19.4)	9(27.3)	8(21.0)	9(9.8)	7(6.2)	7(6.0)	10(6.8)	9(8.4)	6(4.1)		4.80
		Sectional time (s)	18.94	15.23	14.20	14.31	16.08	16.44	15.59	14.91	14.37	14.47		
		Cumulative time (s)	154.54	135.60	120.37	106.17	91.86	75.78	59.34	43.75	28.84	14.47	2:34.54	
		Speed (m/s)	10.56	13.13	14.08	13.98	12.44	12.17	12.83	13.41	13.92	13.82	12.94	
		Stride length (m)	4.93	5.66	6.11	6.40	5.95	5.83	6.05	6.09	6.18	6.36	5.93	
		Stride duration (s)	0.443	0.431	0.434	0.458	0.478	0.479	0.472	0.454	0.444	0.461	0.458	
		Stride efficiency (%)	38.04	50.02	58.34	63.92	55.28	53.14	57.23	57.86	59.71	63.30	54.87	
		Stride count	40.54	35.35	32.73	31.27	33.63	34.30	33.05	32.87	32.35	31.42	337.51	



Note: Horizontal distance axis grid lines are 200m furlongs.

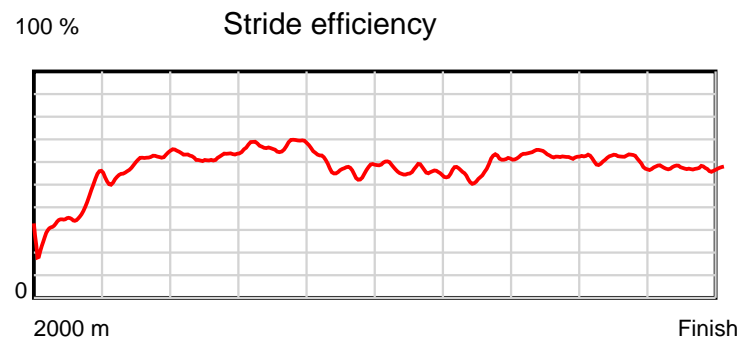
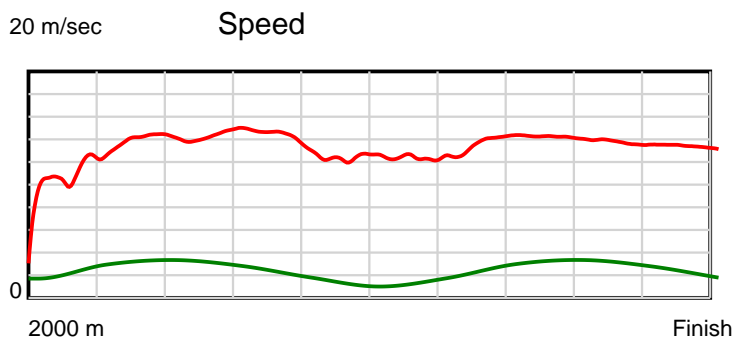
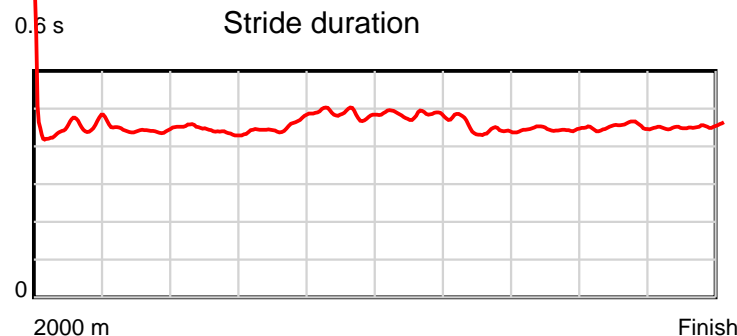
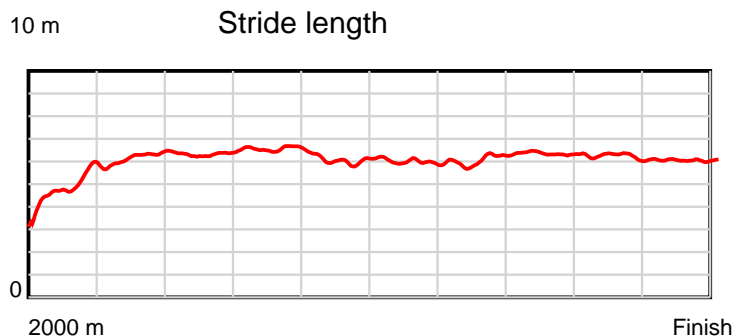
Disclaimer.

HRNZ and NZMTC and Thoroughbred Ratings Pty Ltd accepts no responsibility for the completeness or accuracy of any of the information contained herein, and makes no representations about its suitability for any particular purpose. Users should make their own judgements about those matters and/or seek independent advice. You assume all risks associated with use of the data provided on this page.

Race Results

June 22, 2025, Race 1, THE LION FOUNDATION PACE, Distance 2000m, Addington - Survey 3200m

Result	TAB no.	Horse (Barrier)	2000 to	1800m to	1600m to	1400m to	1200m to	1000m to	800m to	600m to	400m to	200m to	Total or	Margin
6th	3	Coba Charged (3)	1800m	1600m	1400m	1200m	1000m	800m	600m	400m	200m	WP	Average	
		Position in running (margin)	-	10(22.9)	10(28.3)	9(22.9)	8(9.6)	9(8.8)	10(8.6)	5(4.0)	4(3.1)	4(2.0)		5.20
		Sectional time (s)	19.52	14.81	14.36	13.96	16.55	16.43	14.69	14.48	14.91	14.83		
		Cumulative time (s)	154.54	135.02	120.21	105.85	91.89	75.34	58.91	44.22	29.74	14.83	2:34.54	
		Speed (m/s)	10.25	13.50	13.93	14.33	12.08	12.17	13.61	13.81	13.41	13.49	12.94	
		Stride length (m)	4.82	5.98	6.16	6.55	5.88	5.89	6.09	6.16	6.06	6.11	5.94	
		Stride duration (s)	0.448	0.443	0.442	0.457	0.487	0.484	0.447	0.446	0.452	0.453	0.459	
		Stride efficiency (%)	36.32	55.85	59.28	67.04	54.08	54.17	57.91	59.35	57.32	58.36	55.05	
		Stride count	41.48	33.46	32.47	30.53	34.00	33.97	32.85	32.45	33.02	32.73	336.96	



Note: Horizontal distance axis grid lines are 200m furlongs.

Disclaimer.

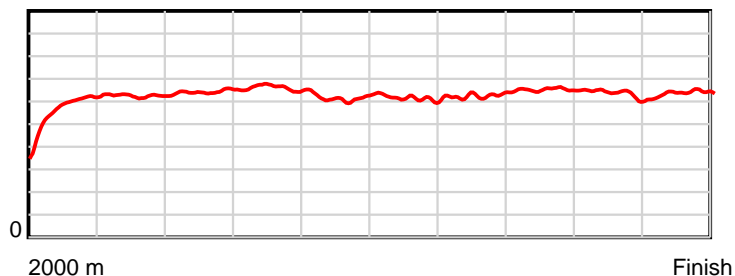
HRNZ and NZMTC and Thoroughbred Ratings Pty Ltd accepts no responsibility for the completeness or accuracy of any of the information contained herein, and makes no representations about its suitability for any particular purpose. Users should make their own judgements about those matters and/or seek independent advice. You assume all risks associated with use of the data provided on this page.

Race Results

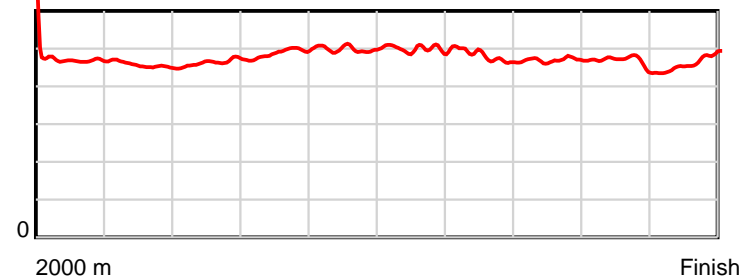
June 22, 2025, Race 1, THE LION FOUNDATION PACE, Distance 2000m, Addington - Survey 3200m

Result	TAB no.	Horse (Barrier)	2000 to	1800m to	1600m to	1400m to	1200m to	1000m to	800m to	600m to	400m to	200m to	Total or	Margin
7th	13	Im All In (12)	1800m	1600m	1400m	1200m	1000m	800m	600m	400m	200m	WP	Average	
		Position in running (margin)	-	7(14.3)	7(19.4)	7(15.6)	7(7.7)	8(6.9)	8(7.1)	8(5.8)	6(5.8)	8(4.3)		5.60
		Sectional time (s)	17.85	14.77	14.62	14.86	16.56	16.49	15.26	14.63	14.84	14.76		
		Cumulative time (s)	154.64	136.79	122.02	107.40	92.54	75.98	59.49	44.23	29.60	14.76	2:34.64	
		Speed (m/s)	11.20	13.54	13.68	13.46	12.08	12.13	13.11	13.67	13.48	13.55	12.93	
		Stride length (m)	5.71	6.18	6.34	6.58	6.03	6.06	6.27	6.43	6.25	6.31	6.21	
		Stride duration (s)	0.469	0.457	0.464	0.489	0.499	0.500	0.478	0.470	0.464	0.466	0.480	
		Stride efficiency (%)	50.90	59.77	62.84	67.68	56.78	57.40	61.42	64.56	60.97	62.28	60.21	
		Stride count	35.04	32.34	31.54	30.39	33.18	33.00	31.90	31.12	32.02	31.68	322.21	

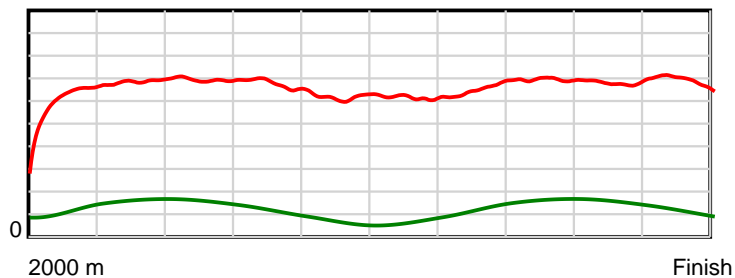
10 m Stride length



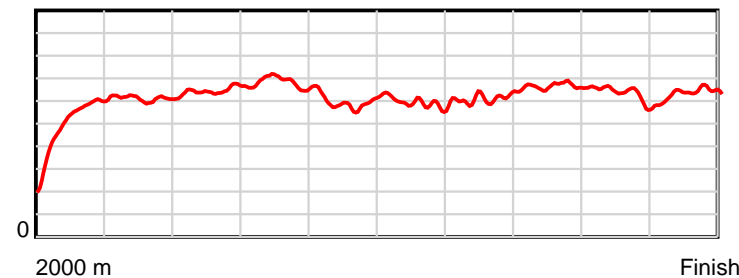
0.6 s Stride duration



20 m/sec Speed



100 % Stride efficiency



Note: Horizontal distance axis grid lines are 200m furlongs.

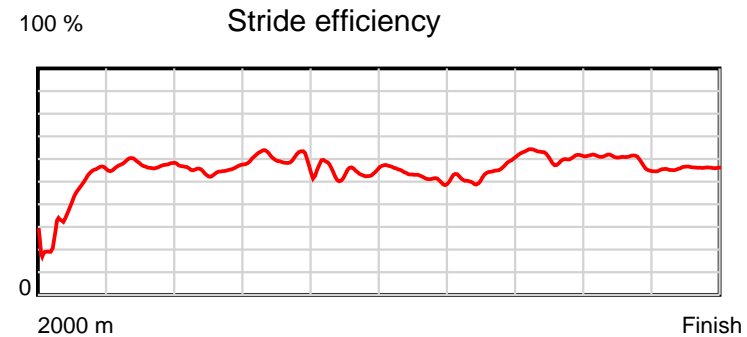
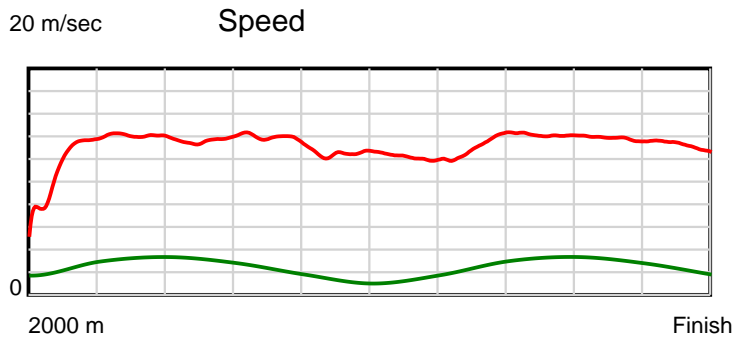
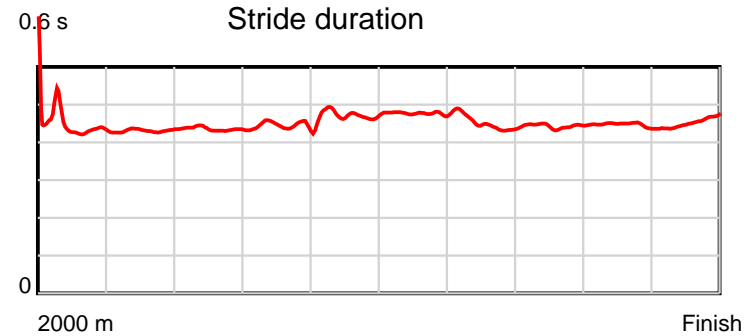
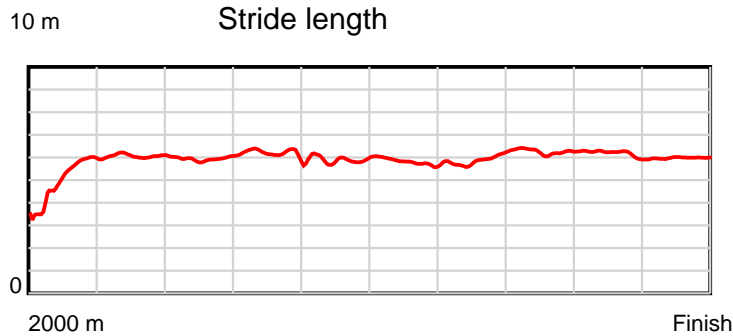
Disclaimer.

HRNZ and NZMTC and Thoroughbred Ratings Pty Ltd accepts no responsibility for the completeness or accuracy of any of the information contained herein, and makes no representations about its suitability for any particular purpose. Users should make their own judgements about those matters and/or seek independent advice. You assume all risks associated with use of the data provided on this page.

Race Results

June 22, 2025, Race 1, THE LION FOUNDATION PACE, Distance 2000m, Addington - Survey 3200m

Result	TAB no.	Horse (Barrier)	2000 to	1800m to	1600m to	1400m to	1200m to	1000m to	800m to	600m to	400m to	200m to	Total or	Margin
8th	12	Jack's Eyre (11)	1800m	1600m	1400m	1200m	1000m	800m	600m	400m	200m	WP	Average	
		Position in running (margin)	-	11(24.5)	8(26.6)	10(23.6)	10(12.6)	10(9.1)	9(7.8)	9(6.6)	7(6.0)	7(4.3)		8.00
		Sectional time (s)	19.50	14.27	14.76	14.33	16.10	16.26	15.26	14.53	14.81	15.22		
		Cumulative time (s)	155.04	135.54	121.27	106.51	92.18	76.08	59.82	44.56	30.03	15.22	2:35.04	
		Speed (m/s)	10.26	14.02	13.55	13.96	12.42	12.30	13.11	13.76	13.50	13.14	12.90	
		Stride length (m)	4.90	6.04	5.90	6.16	5.89	5.86	5.92	6.11	6.03	5.98	5.86	
		Stride duration (s)	0.447	0.431	0.436	0.441	0.474	0.476	0.451	0.444	0.446	0.455	0.454	
		Stride efficiency (%)	37.56	56.97	54.44	59.24	54.23	53.66	54.69	58.26	56.74	55.95	53.58	
		Stride count	40.80	33.12	33.89	32.48	33.95	34.13	33.81	32.76	33.19	33.43	341.56	



Note: Horizontal distance axis grid lines are 200m furlongs.

Disclaimer.

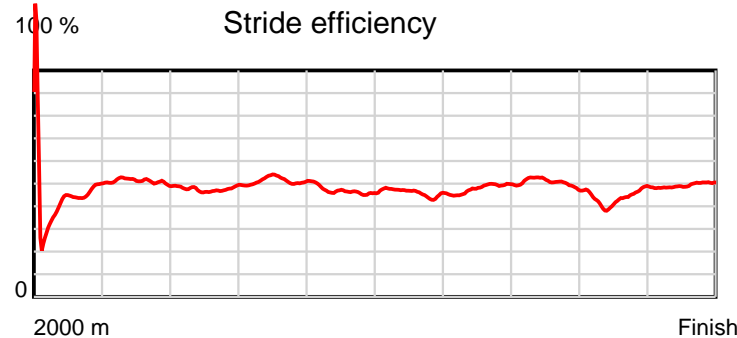
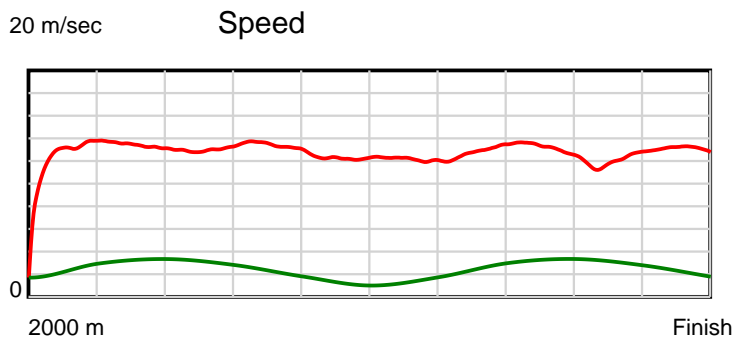
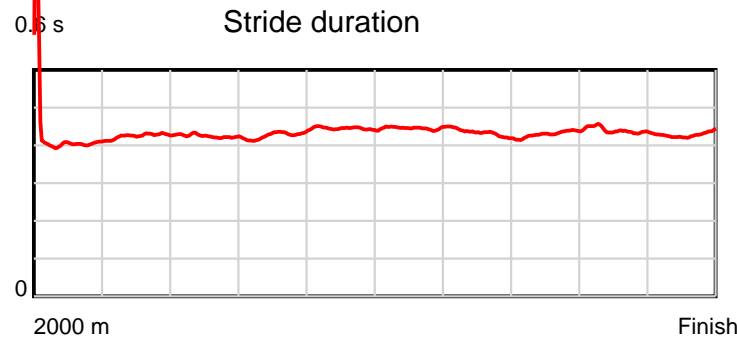
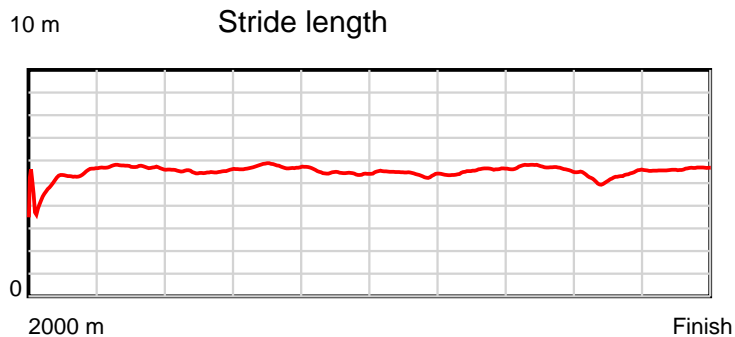
HRNZ and NZMTC and Thoroughbred Ratings Pty Ltd accepts no responsibility for the completeness or accuracy of any of the information contained herein, and makes no representations about its suitability for any particular purpose. Users should make their own judgements about those matters and/or seek independent advice. You assume all risks associated with use of the data provided on this page.



Race Results

June 22, 2025, Race 1, THE LION FOUNDATION PACE, Distance 2000m, Addington - Survey 3200m

Result	TAB no.	Horse (Barrier)	2000 to	1800m to	1600m to	1400m to	1200m to	1000m to	800m to	600m to	400m to	200m to	Total or	Margin
9th	2	Take A Chance ... (2)	1800m	1600m	1400m	1200m	1000m	800m	600m	400m	200m	WP	Average	
		Position in running (margin)	-	5(5.7)	5(12.2)	5(13.4)	6(6.0)	5(4.1)	5(4.1)	7(5.1)	10(8.7)	10(18.6)		22.10
		Sectional time (s)	16.55	15.01	15.45	14.95	16.36	16.47	15.63	15.24	16.74	15.24		
		Cumulative time (s)	157.64	141.09	126.08	110.63	95.68	79.32	62.85	47.22	31.98	15.24	2:37.64	
		Speed (m/s)	12.08	13.32	12.94	13.38	12.22	12.14	12.80	13.12	11.95	13.12	12.69	
		Stride length (m)	5.04	5.67	5.49	5.72	5.44	5.42	5.53	5.65	5.26	5.63	5.48	
		Stride duration (s)	0.406	0.425	0.424	0.427	0.445	0.446	0.432	0.431	0.440	0.429	0.432	
		Stride efficiency (%)	39.76	50.24	47.15	51.06	46.27	45.85	47.82	49.96	43.18	49.60	46.90	
		Stride count	39.65	35.27	36.41	34.99	36.76	36.92	36.15	35.37	38.05	35.50	365.07	



Note: Horizontal distance axis grid lines are 200m furlongs.

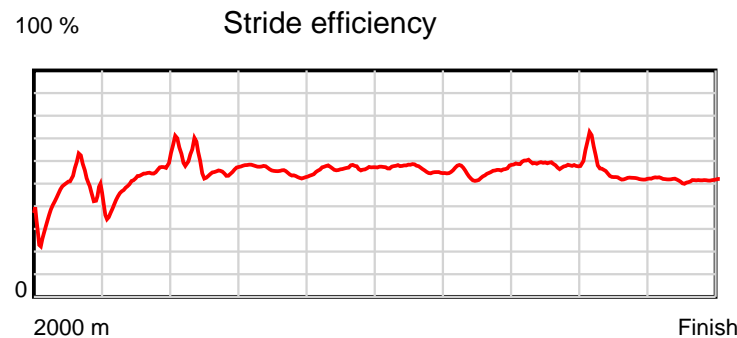
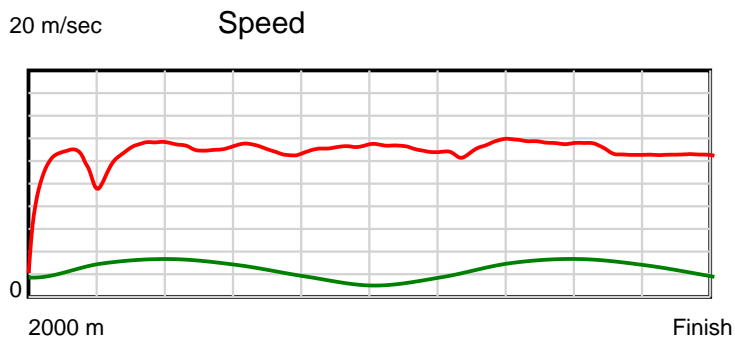
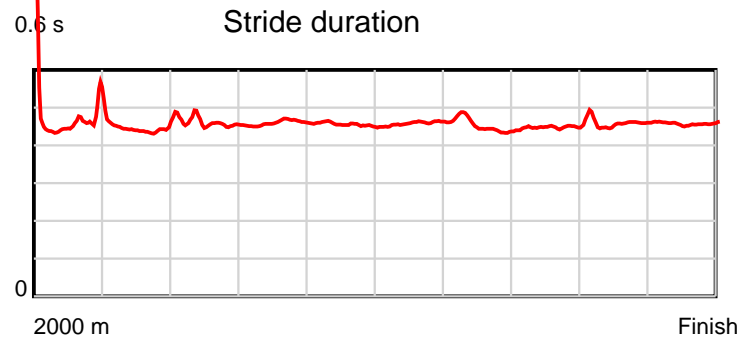
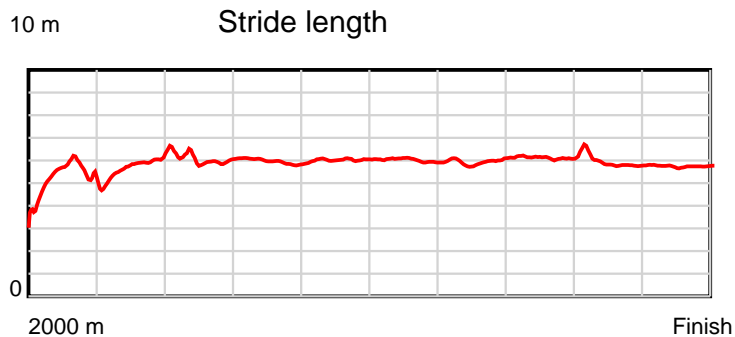
Disclaimer.

HRNZ and NZMTC and Thoroughbred Ratings Pty Ltd accepts no responsibility for the completeness or accuracy of any of the information contained herein, and makes no representations about its suitability for any particular purpose. Users should make their own judgements about those matters and/or seek independent advice. You assume all risks associated with use of the data provided on this page.

Race Results

June 22, 2025, Race 1, THE LION FOUNDATION PACE, Distance 2000m, Addington - Survey 3200m

Result	TAB no.	Horse (Barrier)	2000 to	1800m to	1600m to	1400m to	1200m to	1000m to	800m to	600m to	400m to	200m to	Total or	Margin
10th	9	Sky Naturally (9)	1800m	1600m	1400m	1200m	1000m	800m	600m	400m	200m	WP	Average	
		Position in running (margin)	-	8(18.6)	11(29.2)	11(30.8)	11(26.9)	11(18.3)	11(11.2)	11(9.6)	11(10.8)	9(15.3)		22.50
		Sectional time (s)	18.64	15.68	15.52	15.53	15.24	15.29	15.19	14.84	15.83	15.98		
		Cumulative time (s)	157.74	139.10	123.42	107.90	92.37	77.13	61.84	46.65	31.81	15.98	2:37.74	
		Speed (m/s)	10.73	12.76	12.89	12.88	13.12	13.08	13.17	13.48	12.63	12.52	12.68	
		Stride length (m)	5.15	5.70	5.84	5.91	5.96	5.99	5.95	6.03	5.79	5.72	5.79	
		Stride duration (s)	0.459	0.447	0.453	0.459	0.455	0.458	0.452	0.447	0.458	0.457	0.457	
		Stride efficiency (%)	41.38	50.70	53.22	54.61	55.57	56.14	55.28	56.82	52.34	51.18	52.42	
		Stride count	38.87	35.11	34.27	33.83	33.54	33.37	33.63	33.17	34.56	34.95	345.30	



Note: Horizontal distance axis grid lines are 200m furlongs.

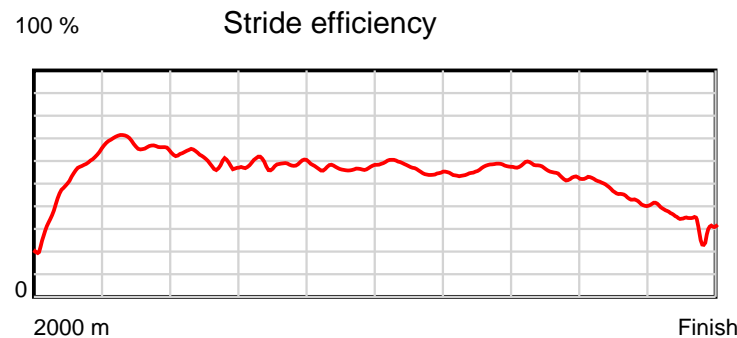
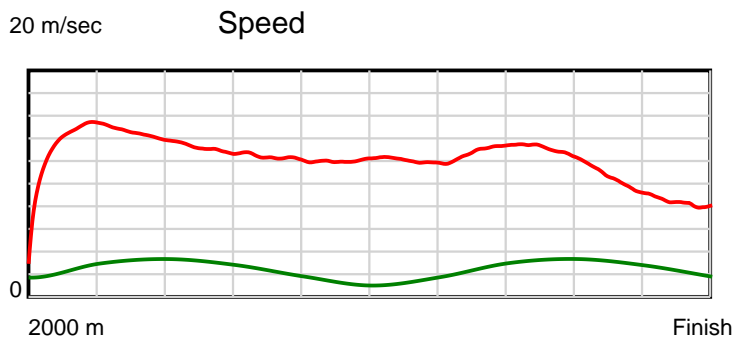
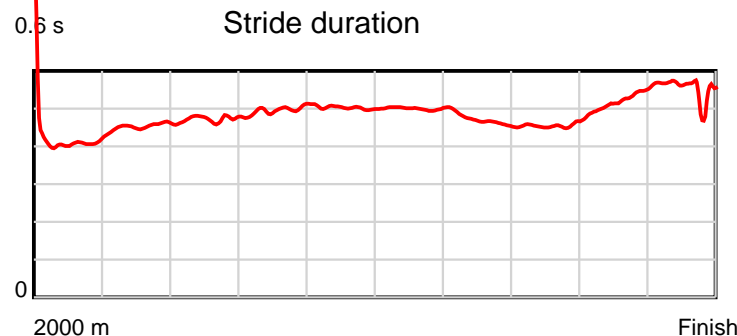
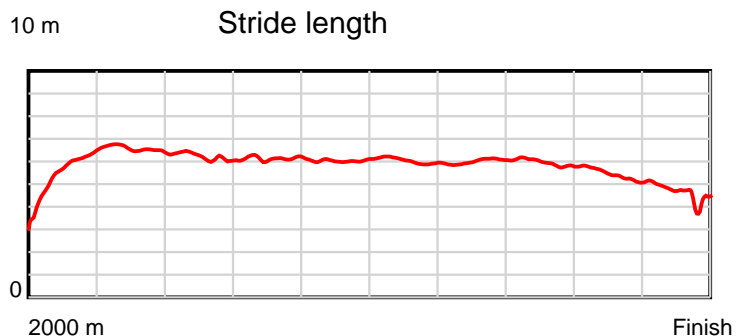
Disclaimer.

HRNZ and NZMTC and Thoroughbred Ratings Pty Ltd accepts no responsibility for the completeness or accuracy of any of the information contained herein, and makes no representations about its suitability for any particular purpose. Users should make their own judgements about those matters and/or seek independent advice. You assume all risks associated with use of the data provided on this page.

Race Results

June 22, 2025, Race 1, THE LION FOUNDATION PACE, Distance 2000m, Addington - Survey 3200m

Result	TAB no.	Horse (Barrier)	2000 to 1800m	1800m to 1600m	1600m to 1400m	1400m to 1200m	1200m to 1000m	1000m to 800m	800m to 600m	600m to 400m	400m to 200m	200m to WP	Total or Average	Margin
11th	1	Ultura (1)												
		Position in running (margin)	-	3(0.7)	2(1.2)	2(2.1)	3(1.9)	3(1.8)	3(1.9)	4(2.5)	8(6.8)	11(33.5)		84.60
		Sectional time (s)	15.40	14.01	15.41	16.13	16.67	16.49	15.55	15.36	19.53	24.29		
		Cumulative time (s)	168.84	153.44	139.43	124.02	107.89	91.22	74.73	59.18	43.82	24.29	2:48.84	
		Speed (m/s)	12.99	14.28	12.98	12.40	12.00	12.13	12.86	13.02	10.24	8.23	11.85	
		Stride length (m)	5.53	6.47	6.14	6.16	6.03	6.07	6.02	5.94	5.36	4.49	5.76	
		Stride duration (s)	0.412	0.453	0.473	0.497	0.502	0.500	0.468	0.456	0.524	0.545	0.487	
		Stride efficiency (%)	47.85	65.47	58.96	59.25	56.75	57.52	56.62	55.17	44.95	31.46	51.92	
		Stride count	36.14	30.90	32.56	32.48	33.19	32.96	33.23	33.66	37.29	44.57	346.98	



Note: Horizontal distance axis grid lines are 200m furlongs.

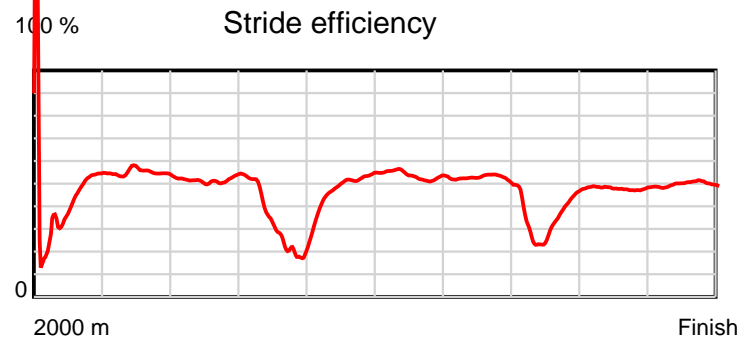
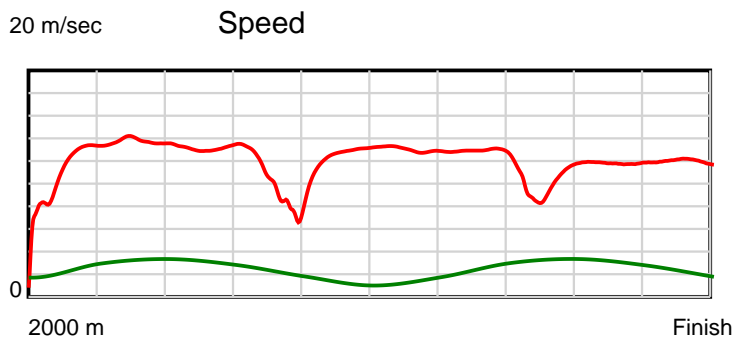
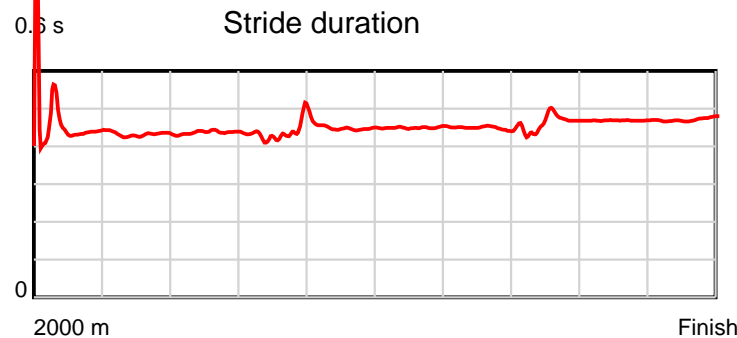
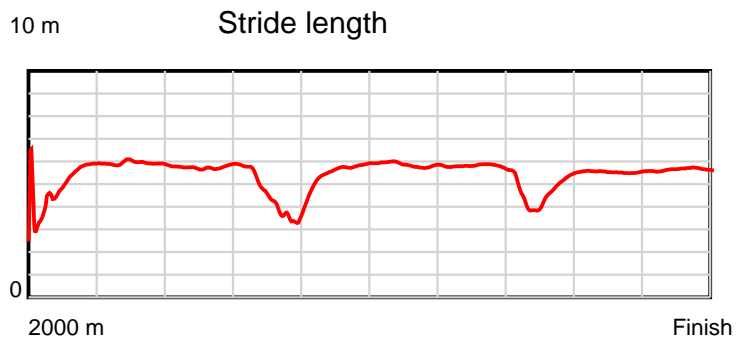
Disclaimer.

HRNZ and NZMTC and Thoroughbred Ratings Pty Ltd accepts no responsibility for the completeness or accuracy of any of the information contained herein, and makes no representations about its suitability for any particular purpose. Users should make their own judgements about those matters and/or seek independent advice. You assume all risks associated with use of the data provided on this page.

Race Results

June 22, 2025, Race 1, THE LION FOUNDATION PACE, Distance 2000m, Addington - Survey 3200m

Result	TAB no.	Horse (Barrier)	2000 to 1800m	1800m to 1600m	1600m to 1400m	1400m to 1200m	1200m to 1000m	1000m to 800m	800m to 600m	600m to 400m	400m to 200m	200m to WP	Total or Average	Margin
12th	5	Moonlite CC (5)												
		Position in running (margin)	-	12(26.6)	12(30.6)	12(31.1)	12(59.6)	12(57.4)	12(51.6)	12(51.5)	12(83.7)	12(96.0)		101.70
		Sectional time (s)	19.82	14.58	15.34	20.92	16.32	15.50	15.44	20.00	17.14	16.88		
		Cumulative time (s)	171.94	152.12	137.54	122.20	101.28	84.96	69.46	54.02	34.02	16.88	2:51.94	
		Speed (m/s)	10.09	13.72	13.04	9.56	12.25	12.90	12.95	10.00	11.67	11.85	11.63	
		Stride length (m)	4.59	5.93	5.69	4.20	5.50	5.80	5.81	4.62	5.47	5.59	5.25	
		Stride duration (s)	0.435	0.432	0.437	0.440	0.449	0.450	0.448	0.461	0.469	0.472	0.451	
		Stride efficiency (%)	32.98	54.91	50.66	27.62	47.27	52.59	52.71	33.28	46.76	48.80	43.07	
		Stride count	43.53	33.74	35.13	47.58	36.37	34.47	34.44	43.34	36.56	35.79	380.95	



Note: Horizontal distance axis grid lines are 200m furlongs.

Disclaimer.

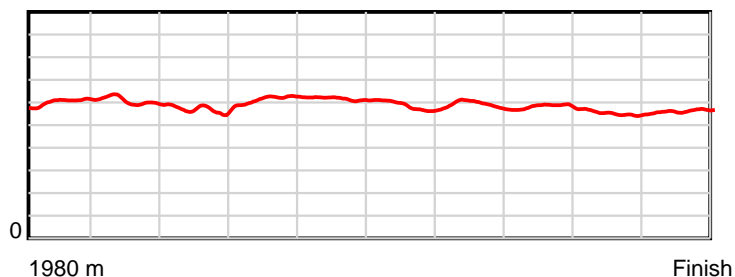
HRNZ and NZMTC and Thoroughbred Ratings Pty Ltd accepts no responsibility for the completeness or accuracy of any of the information contained herein, and makes no representations about its suitability for any particular purpose. Users should make their own judgements about those matters and/or seek independent advice. You assume all risks associated with use of the data provided on this page.

Race Results

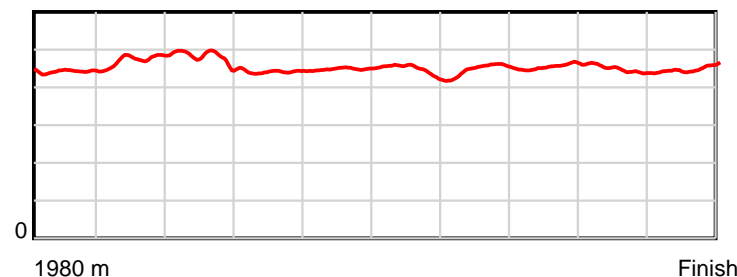
June 22, 2025, Race 2, MAIN STREET SPORTS BAR, RANGIORA MOBILE TROT, Distance 1980m, Addington - Survey 1980m

Result	TAB no.	Horse (Barrier)	1980 to	1800m to	1600m to	1400m to	1200m to	1000m to	800m to	600m to	400m to	200m to	Total or	Margin
1st	4	Aldebaran Crys... (4)	1800m	1600m	1400m	1200m	1000m	800m	600m	400m	200m	WP	Average	
		Position in running (margin)	-	4(4.4)	4(5.7)	4(3.6)	3(2.5)	3(3.2)	2(1.8)	1(0.0)	1(0.0)	1(0.0)		0.00
		Sectional time (s)	13.41	15.85	17.16	14.33	14.81	15.15	15.26	15.74	16.45	16.05		
		Cumulative time (s)	154.21	140.80	124.95	107.79	93.46	78.65	63.50	48.24	32.50	16.05	2:34.21	
		Speed (m/s)	13.42	12.62	11.66	13.96	13.50	13.20	13.11	12.71	12.16	12.46	12.84	
		Stride length (m)	5.97	5.98	5.59	6.16	6.06	5.88	5.89	5.78	5.44	5.60	5.83	
		Stride duration (s)	0.441	0.474	0.480	0.441	0.448	0.445	0.450	0.455	0.448	0.450	0.454	
		Stride efficiency (%)	55.77	55.90	48.88	59.23	57.32	54.05	54.29	52.27	46.32	49.08	53.06	
		Stride count	30.13	33.44	35.76	32.49	33.02	34.01	33.93	34.58	36.73	35.69	339.78	

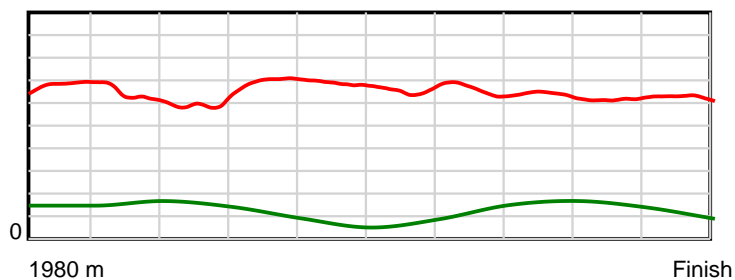
10 m Stride length



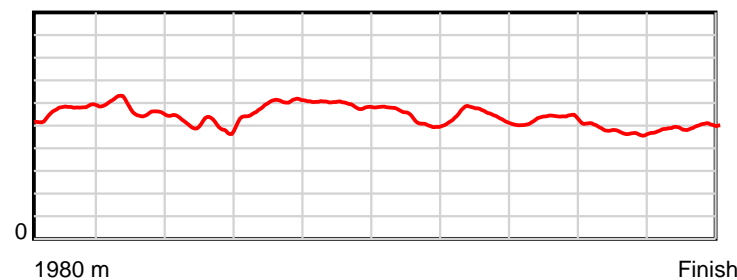
0.6 s Stride duration



20 m/sec Speed



100 % Stride efficiency



Note: Horizontal distance axis grid lines are 200m furlongs.

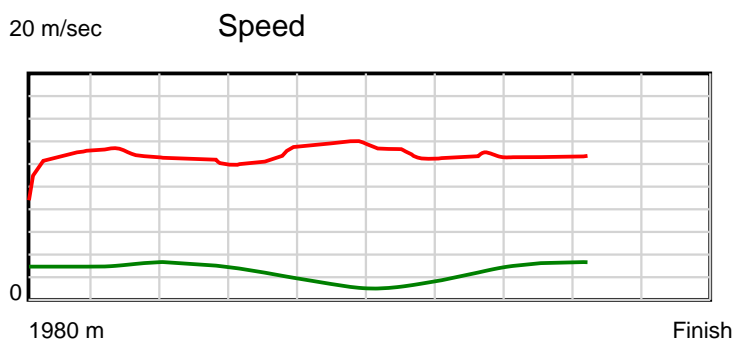
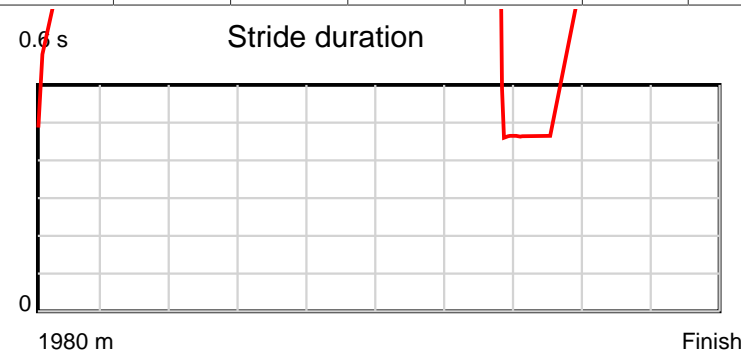
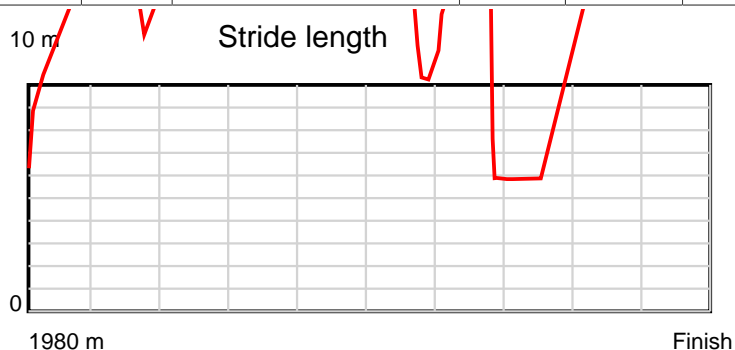
Disclaimer.

HRNZ and NZMTC and Thoroughbred Ratings Pty Ltd accepts no responsibility for the completeness or accuracy of any of the information contained herein, and makes no representations about its suitability for any particular purpose. Users should make their own judgements about those matters and/or seek independent advice. You assume all risks associated with use of the data provided on this page.

Race Results

June 22, 2025, Race 2, MAIN STREET SPORTS BAR, RANGIORA MOBILE TROT, Distance 1980m, Addington - Survey 1980m

Result	TAB no.	Horse (Barrier)	1980 to	1800m to	1600m to	1400m to	1200m to	1000m to	800m to	600m to	400m to	200m to	Total or	Margin
2nd	7	Lime In A Bott... (1)	1800m	1600m	1400m	1200m	1000m	800m	600m	400m	200m	WP	Average	
		Position in running (margin)	-	6(7.6)	6(9.8)	6(8.0)	6(6.4)	6(6.8)	6(6.0)	6(4.7)	4(3.9)	2(2.6)		6.50
		Sectional time (s)	14.01	16.00	17.22	14.23	14.76	15.26	15.34	15.60	16.23	16.74		
		Cumulative time (s)	155.39	141.38	125.38	108.16	93.93	79.17	63.91	48.57	32.97	16.74	2:35.39	
		Speed (m/s)	12.85	12.50	11.61	14.05	13.55	13.11	13.04	12.82	12.32	11.95	12.74	
		Stride length (m)	21.18	13.72	6.06	12.71	25.98	10.61	7.94	11.32	12.50	10.69	11.25	
		Stride duration (s)	1.582	1.098	0.522	0.904	1.917	0.809	0.609	0.883	1.014	0.895	0.883	
		Stride efficiency (%)	701.28	294.27	57.43	252.32	1055.10	175.79	98.43	200.12	244.22	178.59	197.91	
		Stride count	8.50	14.57	32.99	15.74	7.70	18.86	25.20	17.67	16.00	18.71	175.94	



Note: Horizontal distance axis grid lines are 200m furlongs.

Disclaimer.

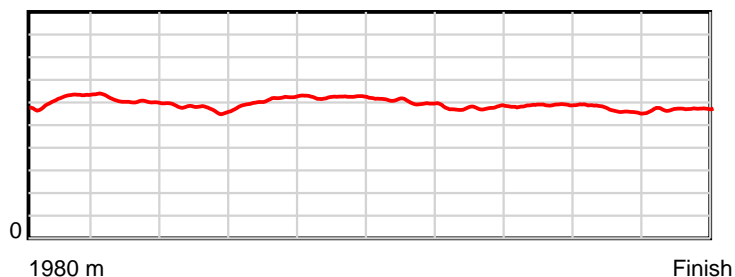
HRNZ and NZMTC and Thoroughbred Ratings Pty Ltd accepts no responsibility for the completeness or accuracy of any of the information contained herein, and makes no representations about its suitability for any particular purpose. Users should make their own judgements about those matters and/or seek independent advice. You assume all risks associated with use of the data provided on this page.

Race Results

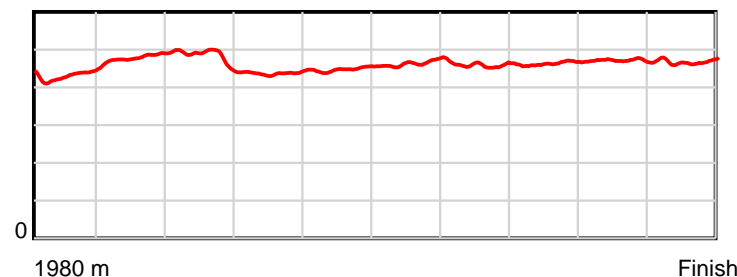
June 22, 2025, Race 2, MAIN STREET SPORTS BAR, RANGIORA MOBILE TROT, Distance 1980m, Addington - Survey 1980m

Result	TAB no.	Horse (Barrier)	1980 to	1800m to	1600m to	1400m to	1200m to	1000m to	800m to	600m to	400m to	200m to	Total or	Margin
3rd	5	Mode (5)	1800m	1600m	1400m	1200m	1000m	800m	600m	400m	200m	WP	Average	
		Position in running (margin)	-	2(1.4)	3(3.1)	2(1.3)	1(0.0)	1(0.0)	1(0.0)	3(2.1)	3(2.6)	4(5.3)		6.90
		Sectional time (s)	12.98	15.93	17.21	14.29	14.69	15.39	15.90	15.83	16.89	16.34		
		Cumulative time (s)	155.45	142.47	126.54	109.33	95.04	80.35	64.96	49.06	33.23	16.34	2:35.45	
		Speed (m/s)	13.87	12.55	11.62	14.00	13.61	13.00	12.58	12.63	11.84	12.24	12.74	
		Stride length (m)	6.03	6.02	5.59	6.13	6.09	6.03	5.77	5.85	5.58	5.74	5.88	
		Stride duration (s)	0.430	0.480	0.481	0.438	0.447	0.464	0.458	0.463	0.471	0.469	0.461	
		Stride efficiency (%)	56.91	56.71	48.86	58.73	58.04	56.89	51.97	53.47	48.60	51.49	53.96	
		Stride count	29.83	33.20	35.77	32.62	32.82	33.15	34.68	34.19	35.86	34.84	336.96	

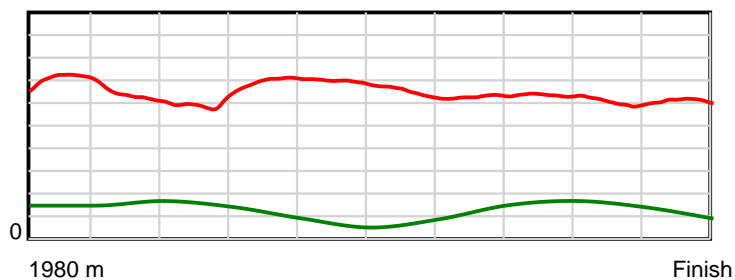
10 m Stride length



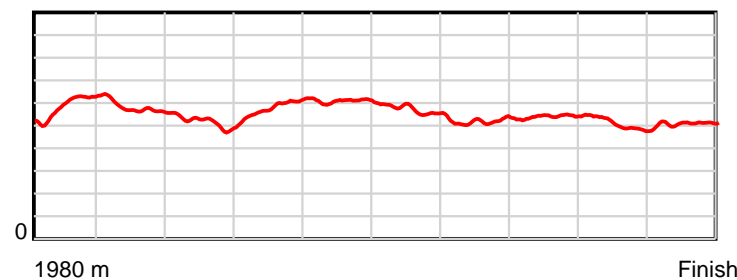
0.6 s Stride duration



20 m/sec Speed



100 % Stride efficiency



Note: Horizontal distance axis grid lines are 200m furlongs.

Disclaimer.

HRNZ and NZMTC and Thoroughbred Ratings Pty Ltd accepts no responsibility for the completeness or accuracy of any of the information contained herein, and makes no representations about its suitability for any particular purpose. Users should make their own judgements about those matters and/or seek independent advice. You assume all risks associated with use of the data provided on this page.


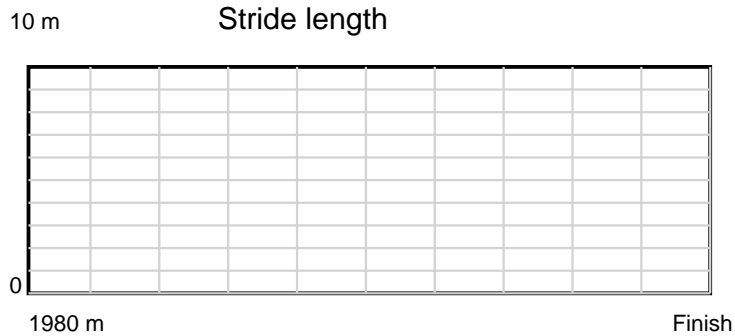


Race Results



June 22, 2025, Race 2, MAIN STREET SPORTS BAR, RANGIORA MOBILE TROT, Distance 1980m, Addington - Survey 1980m

Result	TAB no.	Horse (Barrier)	1980 to	1800m to	1600m to	1400m to	1200m to	1000m to	800m to	600m to	400m to	200m to	Total or	Margin
3rd	6	Peaknmonkey (0)	1800m	1600m	1400m	1200m	1000m	800m	600m	400m	200m	WP	Average	
		Position in running (margin)	-	5(7.4)	5(7.6)	5(5.9)	5(5.1)	5(4.6)	2(1.1)	2(2.4)	3(2.9)		6.90	
		Sectional time (s)	14.01	15.66	17.23	14.38	14.70	15.30	14.98	15.95	16.52	16.72		
		Cumulative time (s)	155.45	141.44	125.78	108.55	94.17	79.47	64.17	49.19	33.24	16.72	2:35.45	
		Speed (m/s)	12.85	12.77	11.61	13.91	13.61	13.07	13.35	12.54	12.11	11.96	12.74	
		Stride length (m)	0.00	1564.37	347.85	416.94	407.83	391.76	400.23	375.71	362.86	358.54	458.33	
		Stride duration (s)	0.000	122.529	29.968	29.968	29.968	29.968	29.968	29.968	29.968	29.968	35.983	
		Stride efficiency (%)	0.00	3824225.75	189083.64	271649.44	259903.08	239835.02	250317.28	220580.44	205748.11	200884.66	328266.31	
		Stride count	0.00	0.13	0.57	0.48	0.49	0.51	0.50	0.53	0.55	0.56	4.32	



Note: Horizontal distance axis grid lines are 200m furlongs.

Disclaimer.

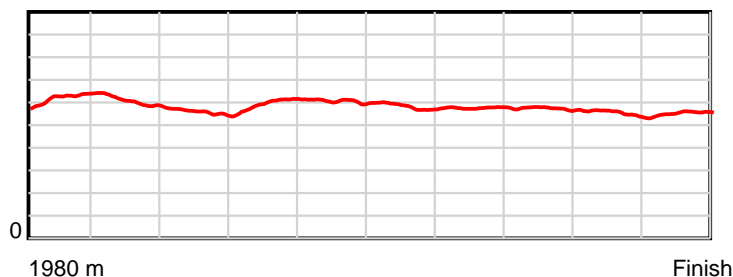
HRNZ and NZMTC and Thoroughbred Ratings Pty Ltd accepts no responsibility for the completeness or accuracy of any of the information contained herein, and makes no representations about its suitability for any particular purpose. Users should make their own judgements about those matters and/or seek independent advice. You assume all risks associated with use of the data provided on this page.

Race Results

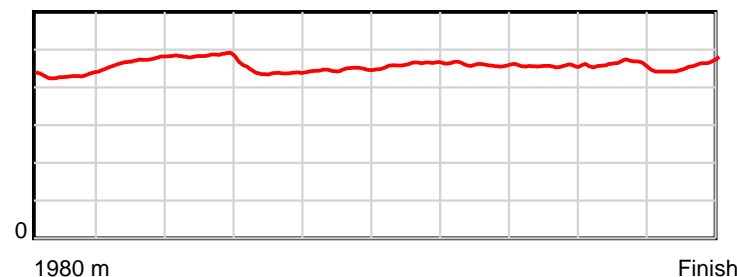
June 22, 2025, Race 2, MAIN STREET SPORTS BAR, RANGIORA MOBILE TROT, Distance 1980m, Addington - Survey 1980m

Result	TAB no.	Horse (Barrier)	1980 to	1800m to	1600m to	1400m to	1200m to	1000m to	800m to	600m to	400m to	200m to	Total or	Margin
5th	1	Midnight Diamo... (2)	1800m	1600m	1400m	1200m	1000m	800m	600m	400m	200m	WP	Average	
		Position in running (margin)	-	1(0.0)	1(0.0)	1(0.0)	2(0.3)	2(1.2)	3(2.6)	5(4.3)	6(5.5)	6(7.7)		9.10
		Sectional time (s)	12.62	15.64	17.51	14.57	14.82	15.63	15.84	15.93	16.82	16.47		
		Cumulative time (s)	155.85	143.23	127.59	110.08	95.51	80.69	65.06	49.22	33.29	16.47	2:35.85	
		Speed (m/s)	14.26	12.79	11.42	13.73	13.50	12.80	12.63	12.55	11.89	12.14	12.70	
		Stride length (m)	6.19	6.01	5.52	6.04	6.03	5.91	5.81	5.74	5.47	5.55	5.81	
		Stride duration (s)	0.431	0.470	0.483	0.440	0.447	0.462	0.460	0.457	0.460	0.457	0.458	
		Stride efficiency (%)	59.85	56.46	47.66	57.05	56.78	54.52	52.82	51.41	46.76	48.07	52.81	
		Stride count	29.09	33.27	36.22	33.10	33.18	33.86	34.40	34.87	36.56	36.06	340.61	

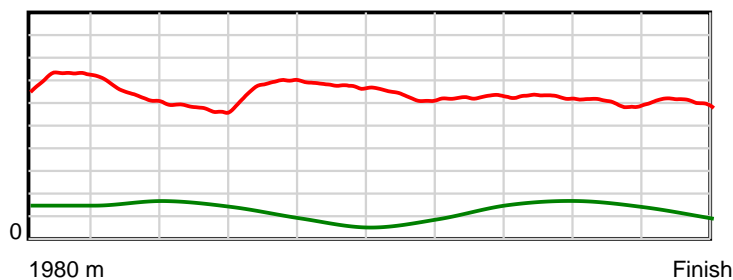
10 m Stride length



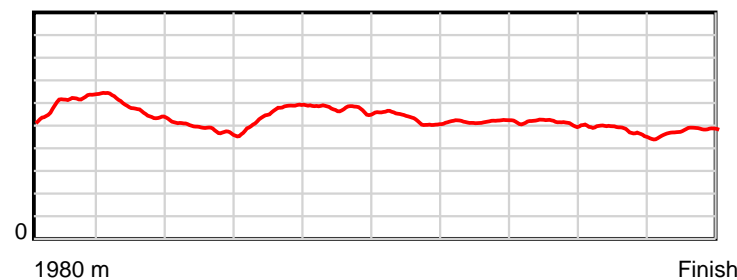
0.6 s Stride duration



20 m/sec Speed



100 % Stride efficiency



Note: Horizontal distance axis grid lines are 200m furlongs.

Disclaimer.

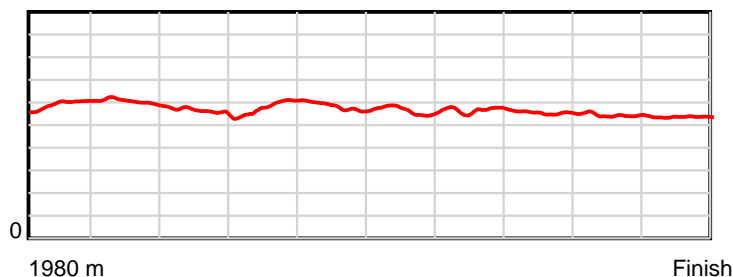
HRNZ and NZMTC and Thoroughbred Ratings Pty Ltd accepts no responsibility for the completeness or accuracy of any of the information contained herein, and makes no representations about its suitability for any particular purpose. Users should make their own judgements about those matters and/or seek independent advice. You assume all risks associated with use of the data provided on this page.

Race Results

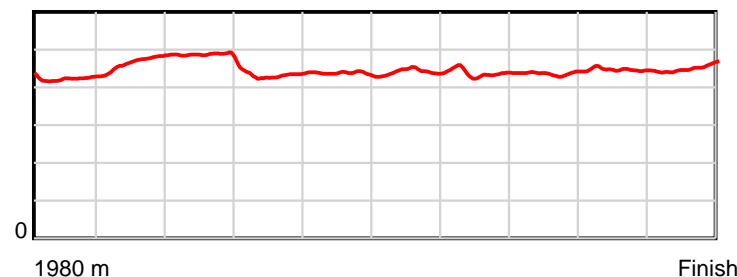
June 22, 2025, Race 2, MAIN STREET SPORTS BAR, RANGIORA MOBILE TROT, Distance 1980m, Addington - Survey 1980m

Result	TAB no.	Horse (Barrier)	1980 to	1800m to	1600m to	1400m to	1200m to	1000m to	800m to	600m to	400m to	200m to	Total or	Margin
6th	2	Without Compar... (3)	1800m	1600m	1400m	1200m	1000m	800m	600m	400m	200m	WP	Average	
		Position in running (margin)	-	3(1.8)	2(1.4)	3(1.9)	4(3.7)	4(4.7)	4(4.2)	4(3.7)	5(5.0)	5(7.3)		11.60
		Sectional time (s)	13.06	15.57	17.60	14.80	14.86	15.31	15.46	15.95	16.83	16.87		
		Cumulative time (s)	156.31	143.25	127.68	110.08	95.28	80.42	65.11	49.65	33.70	16.87	2:36.31	
		Speed (m/s)	13.78	12.85	11.36	13.51	13.46	13.06	12.94	12.54	11.88	11.86	12.67	
		Stride length (m)	5.90	6.00	5.50	5.84	5.88	5.76	5.67	5.48	5.31	5.35	5.66	
		Stride duration (s)	0.422	0.467	0.484	0.432	0.437	0.441	0.438	0.437	0.447	0.451	0.447	
		Stride efficiency (%)	54.43	56.29	47.35	53.23	54.08	51.91	50.19	46.91	44.05	44.71	50.02	
		Stride count	30.50	33.32	36.33	34.27	34.00	34.70	35.29	36.50	37.67	37.39	349.97	

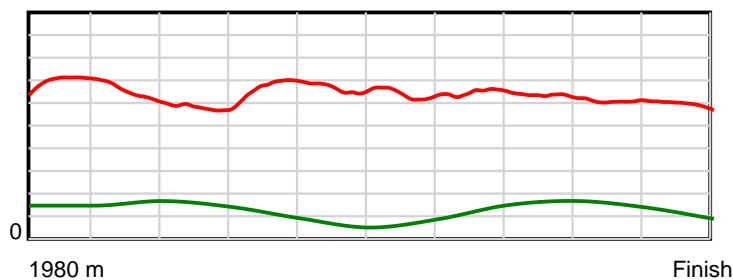
10 m Stride length



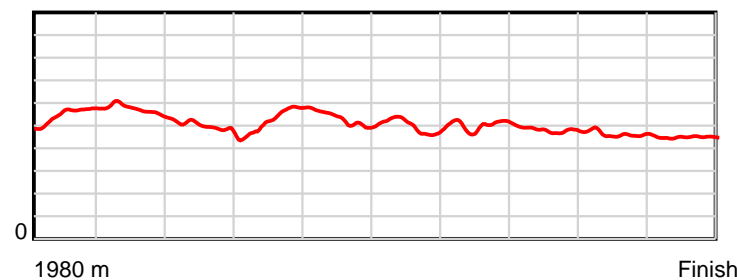
0.6 s Stride duration



20 m/sec Speed



100 % Stride efficiency



Note: Horizontal distance axis grid lines are 200m furlongs.

Disclaimer.

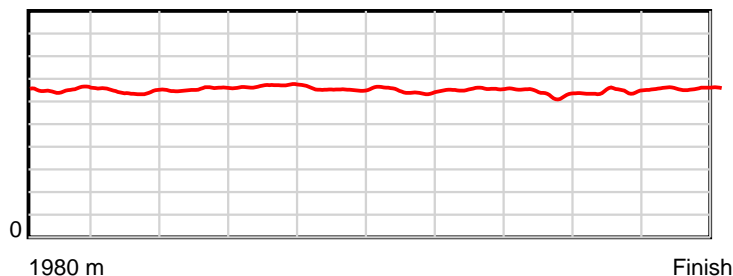
HRNZ and NZMTC and Thoroughbred Ratings Pty Ltd accepts no responsibility for the completeness or accuracy of any of the information contained herein, and makes no representations about its suitability for any particular purpose. Users should make their own judgements about those matters and/or seek independent advice. You assume all risks associated with use of the data provided on this page.

Race Results

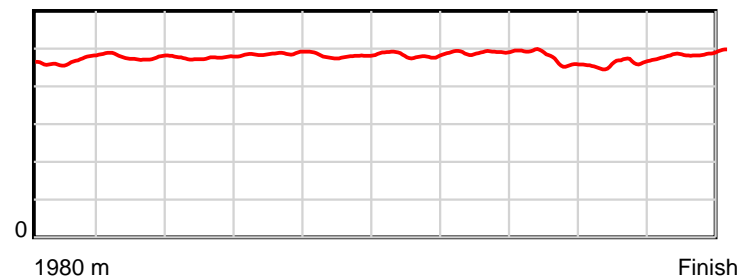
June 22, 2025, Race 3, THE FITZ 2 SPORTS BAR, WALTHAM MOBILE PACE, Distance 1980m, Addington - Survey 1980m

Result	TAB no.	Horse (Barrier)	1980 to	1800m to	1600m to	1400m to	1200m to	1000m to	800m to	600m to	400m to	200m to	Total or	Margin
1st	8	The Bettor Maj... (7)	1800m	1600m	1400m	1200m	1000m	800m	600m	400m	200m	WP	Average	
		Position in running (margin)	-	7(6.5)	7(8.6)	6(5.7)	6(4.3)	6(4.6)	6(4.5)	6(4.2)	5(2.7)	1(0.0)		0.00
		Sectional time (s)	13.35	15.17	14.77	14.57	14.95	15.13	14.96	15.14	14.85	14.81		
		Cumulative time (s)	147.70	134.35	119.18	104.41	89.84	74.89	59.76	44.80	29.66	14.81	2:27.70	
		Speed (m/s)	13.48	13.18	13.54	13.73	13.38	13.22	13.37	13.21	13.47	13.50	13.41	
		Stride length (m)	6.45	6.30	6.44	6.69	6.42	6.39	6.56	6.23	6.24	6.58	6.43	
		Stride duration (s)	0.467	0.478	0.476	0.487	0.480	0.483	0.491	0.472	0.463	0.487	0.479	
		Stride efficiency (%)	64.93	62.10	64.84	69.95	64.50	63.72	67.28	60.70	60.81	67.68	64.55	
		Stride count	27.92	31.73	31.05	29.89	31.13	31.32	30.48	32.09	32.06	30.39	308.06	

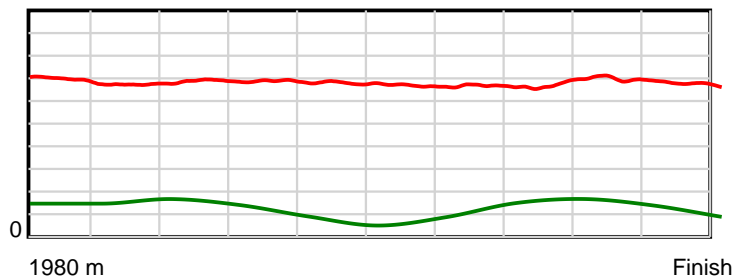
10 m Stride length



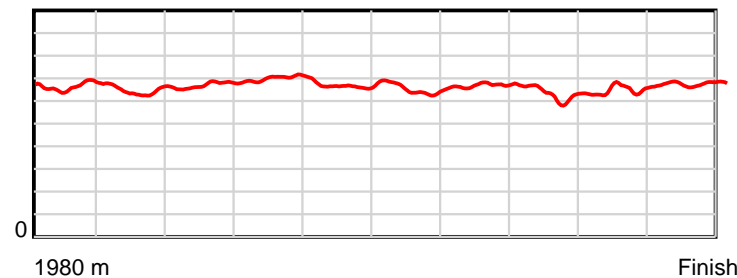
0.6 s Stride duration



20 m/sec Speed



100 % Stride efficiency



Note: Horizontal distance axis grid lines are 200m furlongs.

Disclaimer.

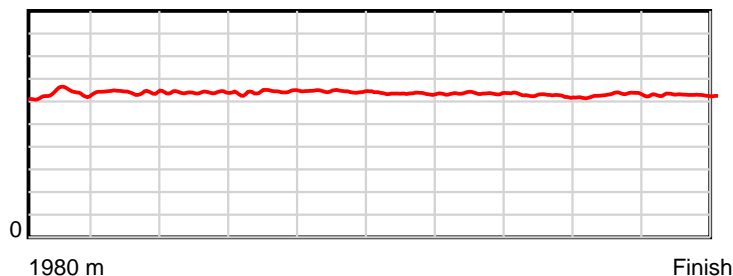
HRNZ and NZMTC and Thoroughbred Ratings Pty Ltd accepts no responsibility for the completeness or accuracy of any of the information contained herein, and makes no representations about its suitability for any particular purpose. Users should make their own judgements about those matters and/or seek independent advice. You assume all risks associated with use of the data provided on this page.

Race Results

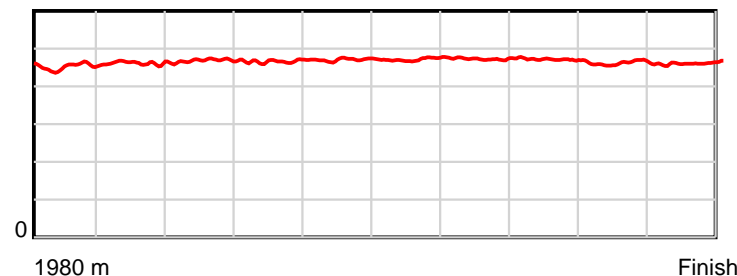
June 22, 2025, Race 3, THE FITZ 2 SPORTS BAR, WALTHAM MOBILE PACE, Distance 1980m, Addington - Survey 1980m

Result	TAB no.	Horse (Barrier)	1980 to	1800m to	1600m to	1400m to	1200m to	1000m to	800m to	600m to	400m to	200m to	Total or	Margin
2nd	5	Belmont Valor (4)	1800m	1600m	1400m	1200m	1000m	800m	600m	400m	200m	WP	Average	
		Position in running (margin)	-	6(5.2)	6(5.2)	4(4.0)	4(2.5)	4(2.8)	4(2.5)	4(2.3)	4(2.5)	2(0.9)		0.50
		Sectional time (s)	13.13	14.83	15.04	14.56	14.96	15.08	14.98	15.42	15.04	14.76		
		Cumulative time (s)	147.80	134.67	119.84	104.80	90.24	75.28	60.20	45.22	29.80	14.76	2:27.80	
		Speed (m/s)	13.70	13.49	13.30	13.74	13.37	13.26	13.35	12.97	13.30	13.55	13.40	
		Stride length (m)	6.23	6.23	6.24	6.40	6.29	6.26	6.31	6.09	6.14	6.24	6.24	
		Stride duration (s)	0.451	0.462	0.469	0.466	0.470	0.472	0.473	0.470	0.462	0.461	0.466	
		Stride efficiency (%)	60.64	60.61	60.77	63.92	61.78	61.17	62.29	58.03	58.90	60.94	60.88	
		Stride count	28.89	32.11	32.07	31.27	31.81	31.97	31.68	32.82	32.58	32.03	317.23	

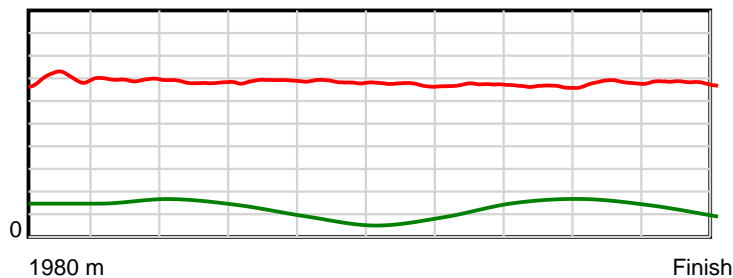
10 m Stride length



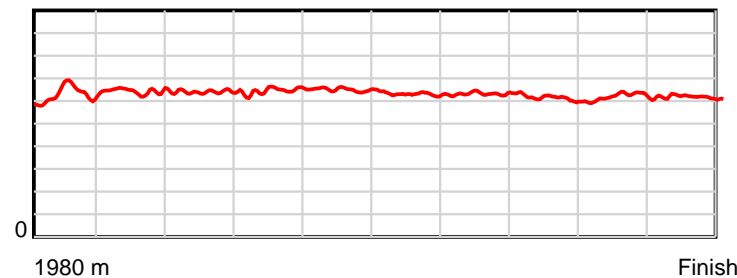
0.6 s Stride duration



20 m/sec Speed



100 % Stride efficiency



Note: Horizontal distance axis grid lines are 200m furlongs.

Disclaimer.

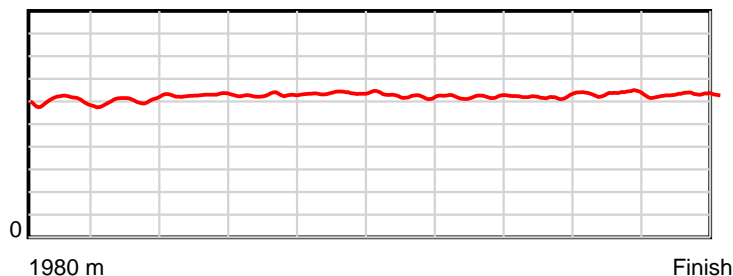
HRNZ and NZMTC and Thoroughbred Ratings Pty Ltd accepts no responsibility for the completeness or accuracy of any of the information contained herein, and makes no representations about its suitability for any particular purpose. Users should make their own judgements about those matters and/or seek independent advice. You assume all risks associated with use of the data provided on this page.

Race Results

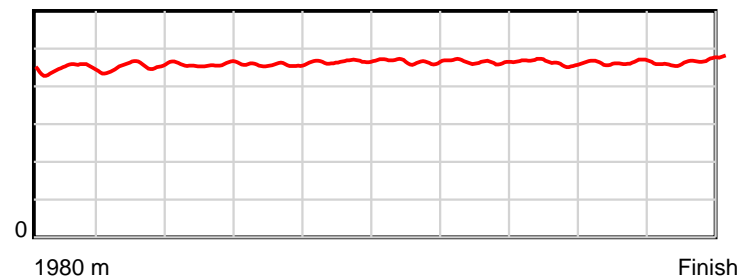
June 22, 2025, Race 3, THE FITZ 2 SPORTS BAR, WALTHAM MOBILE PACE, Distance 1980m, Addington - Survey 1980m

Result	TAB no.	Horse (Barrier)	1980 to	1800m to	1600m to	1400m to	1200m to	1000m to	800m to	600m to	400m to	200m to	Total or	Margin
3rd	6	Bronski (5)	1800m	1600m	1400m	1200m	1000m	800m	600m	400m	200m	WP	Average	
		Position in running (margin)	-	8(8.1)	9(10.9)	8(8.7)	8(6.2)	8(7.3)	8(6.4)	8(5.7)	7(4.8)	3(3.7)		3.30
		Sectional time (s)	13.61	15.30	14.88	14.40	15.07	14.99	14.90	15.25	15.11	14.79		
		Cumulative time (s)	148.30	134.69	119.39	104.51	90.11	75.04	60.05	45.15	29.90	14.79	2:28.30	
		Speed (m/s)	13.22	13.07	13.44	13.89	13.27	13.34	13.42	13.11	13.24	13.52	13.35	
		Stride length (m)	5.99	5.92	6.15	6.35	6.19	6.21	6.24	6.08	6.12	6.34	6.16	
		Stride duration (s)	0.447	0.453	0.458	0.457	0.466	0.465	0.465	0.463	0.462	0.469	0.461	
		Stride efficiency (%)	56.00	54.82	59.18	62.98	59.88	60.21	60.78	57.71	58.54	62.72	59.23	
		Stride count	30.07	33.77	32.50	31.50	32.31	32.22	32.07	32.91	32.68	31.57	321.60	

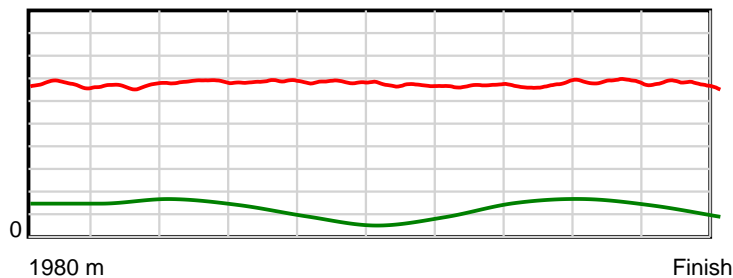
10 m Stride length



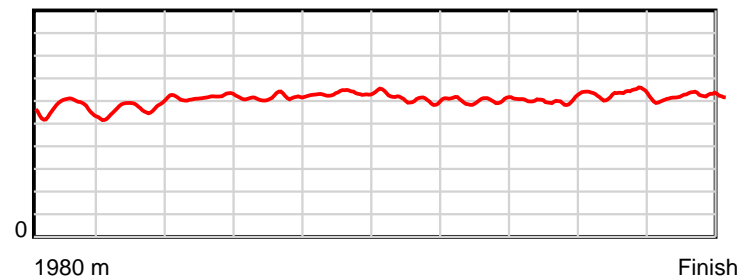
0.6 s Stride duration



20 m/sec Speed



100 % Stride efficiency



Note: Horizontal distance axis grid lines are 200m furlongs.

Disclaimer.

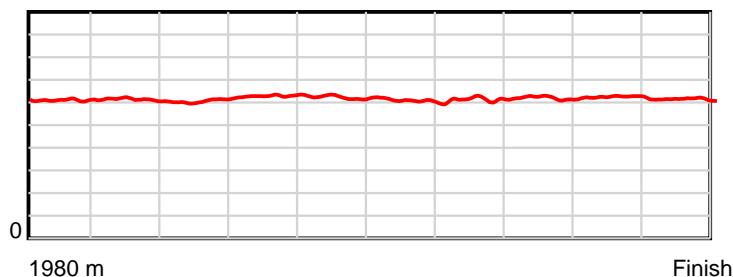
HRNZ and NZMTC and Thoroughbred Ratings Pty Ltd accepts no responsibility for the completeness or accuracy of any of the information contained herein, and makes no representations about its suitability for any particular purpose. Users should make their own judgements about those matters and/or seek independent advice. You assume all risks associated with use of the data provided on this page.

Race Results

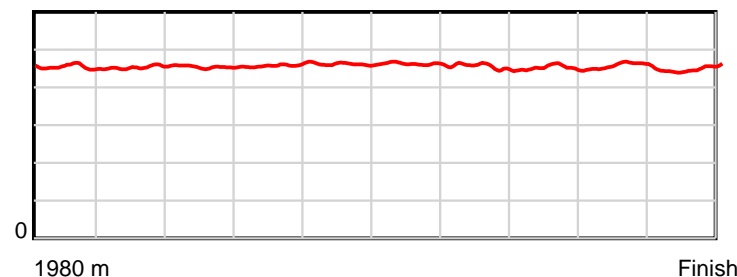
June 22, 2025, Race 3, THE FITZ 2 SPORTS BAR, WALTHAM MOBILE PACE, Distance 1980m, Addington - Survey 1980m

Result	TAB no.	Horse (Barrier)	1980 to	1800m to	1600m to	1400m to	1200m to	1000m to	800m to	600m to	400m to	200m to	Total or	Margin
4th	7	Hit The Beach (6)	1800m	1600m	1400m	1200m	1000m	800m	600m	400m	200m	WP	Average	
		Position in running (margin)	-	9(9.2)	8(9.8)	9(8.9)	9(7.4)	9(8.3)	9(8.4)	9(7.7)	9(6.5)	5(5.6)		4.30
		Sectional time (s)	13.77	14.92	15.09	14.57	15.05	15.16	14.91	15.19	15.13	14.69		
		Cumulative time (s)	148.48	134.71	119.79	104.70	90.13	75.08	59.92	45.01	29.82	14.69	2:28.48	
		Speed (m/s)	13.07	13.40	13.25	13.73	13.29	13.19	13.41	13.17	13.22	13.61	13.33	
		Stride length (m)	6.01	6.07	6.02	6.29	6.13	6.10	6.10	5.95	6.05	6.11	6.08	
		Stride duration (s)	0.454	0.453	0.454	0.458	0.461	0.462	0.455	0.452	0.458	0.449	0.456	
		Stride efficiency (%)	56.40	57.55	56.66	61.78	58.71	58.20	58.15	55.24	57.15	58.39	57.80	
		Stride count	29.96	32.96	33.21	31.81	32.63	32.77	32.79	33.64	33.07	32.72	325.56	

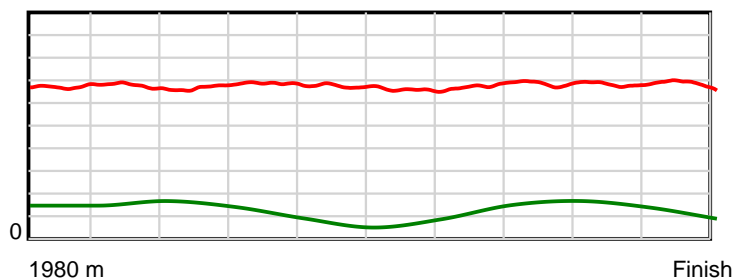
10 m Stride length



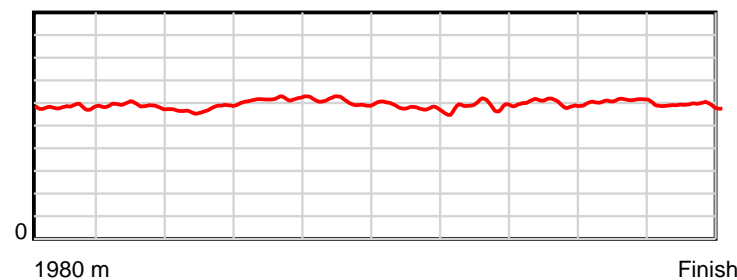
0.6 s Stride duration



20 m/sec Speed



100 % Stride efficiency



Note: Horizontal distance axis grid lines are 200m furlongs.

Disclaimer.

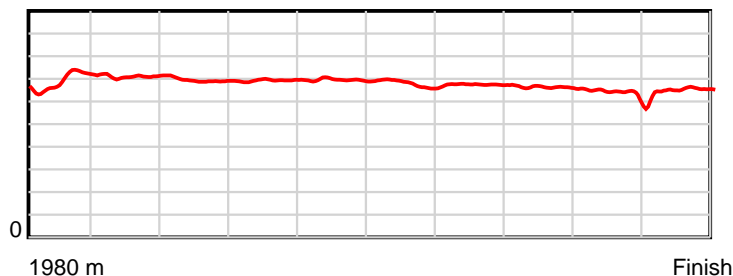
HRNZ and NZMTC and Thoroughbred Ratings Pty Ltd accepts no responsibility for the completeness or accuracy of any of the information contained herein, and makes no representations about its suitability for any particular purpose. Users should make their own judgements about those matters and/or seek independent advice. You assume all risks associated with use of the data provided on this page.

Race Results

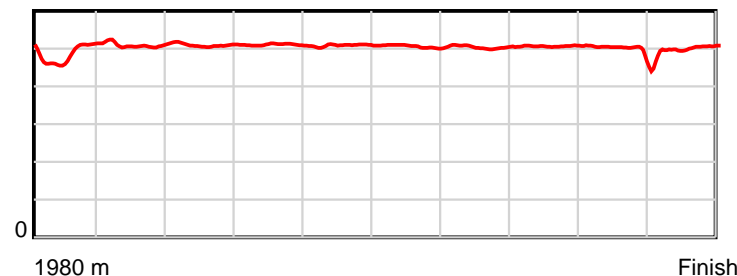
June 22, 2025, Race 3, THE FITZ 2 SPORTS BAR, WALTHAM MOBILE PACE, Distance 1980m, Addington - Survey 1980m

Result	TAB no.	Horse (Barrier)	1980 to	1800m to	1600m to	1400m to	1200m to	1000m to	800m to	600m to	400m to	200m to	Total or	Margin
5th	4	King Arthur (3)	1800m	1600m	1400m	1200m	1000m	800m	600m	400m	200m	WP	Average	
		Position in running (margin)	-	4(3.5)	3(2.4)	2(1.2)	2(0.9)	2(1.5)	2(1.0)	2(0.5)	2(1.2)	4(4.4)		7.50
		Sectional time (s)	12.82	14.64	15.04	14.77	14.99	15.06	14.94	15.52	15.83	15.43		
		Cumulative time (s)	149.04	136.22	121.58	106.54	91.77	76.78	61.72	46.78	31.26	15.43	2:29.04	
		Speed (m/s)	14.04	13.66	13.30	13.54	13.34	13.28	13.39	12.89	12.63	12.96	13.28	
		Stride length (m)	6.86	6.96	6.77	6.91	6.78	6.72	6.74	6.53	6.22	6.50	6.69	
		Stride duration (s)	0.485	0.509	0.509	0.510	0.508	0.506	0.503	0.506	0.492	0.502	0.504	
		Stride efficiency (%)	73.61	75.63	71.61	74.54	71.77	70.51	71.01	66.58	60.38	66.08	69.92	
		Stride count	26.23	28.75	29.55	28.96	29.51	29.77	29.67	30.64	32.17	30.76	296.01	

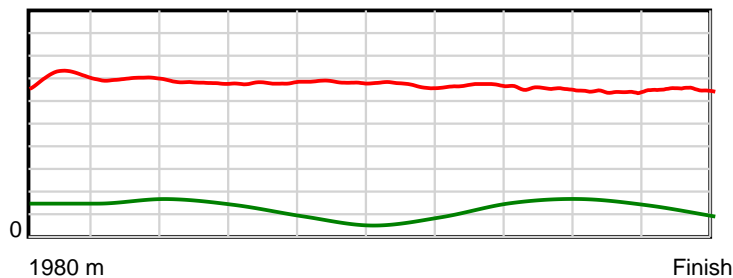
10 m Stride length



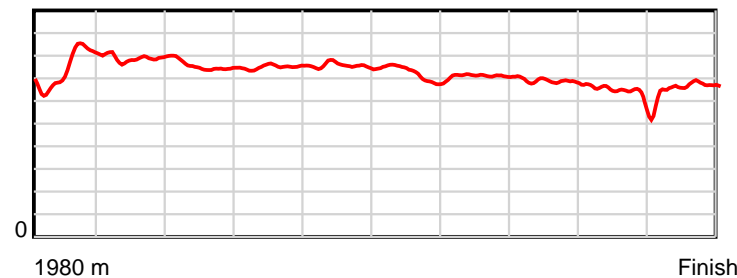
0.6 s Stride duration



20 m/sec Speed



100 % Stride efficiency



Note: Horizontal distance axis grid lines are 200m furlongs.

Disclaimer.

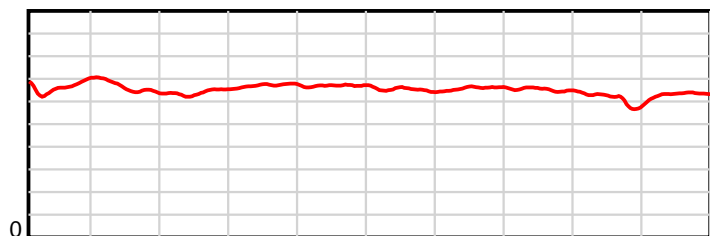
HRNZ and NZMTC and Thoroughbred Ratings Pty Ltd accepts no responsibility for the completeness or accuracy of any of the information contained herein, and makes no representations about its suitability for any particular purpose. Users should make their own judgements about those matters and/or seek independent advice. You assume all risks associated with use of the data provided on this page.

Race Results

June 22, 2025, Race 3, THE FITZ 2 SPORTS BAR, WALTHAM MOBILE PACE, Distance 1980m, Addington - Survey 1980m

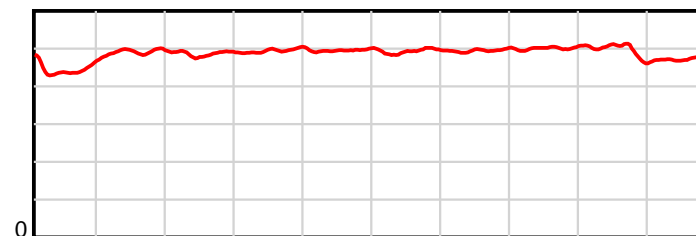
Result	TAB no.	Horse (Barrier)	1980 to	1800m to	1600m to	1400m to	1200m to	1000m to	800m to	600m to	400m to	200m to	Total or	Margin
6th	9	Raknruin (8)	1800m	1600m	1400m	1200m	1000m	800m	600m	400m	200m	WP	Average	
		Position in running (margin)	-	1(0.0)	2(0.9)	3(1.8)	3(1.5)	3(2.1)	3(1.9)	3(2.1)	3(2.1)	7(8.7)		8.70
		Sectional time (s)	12.24	14.98	15.40	14.76	15.00	15.11	15.05	15.38	16.39	14.95		
		Cumulative time (s)	149.26	137.02	122.04	106.64	91.88	76.88	61.77	46.72	31.34	14.95	2:29.26	
		Speed (m/s)	14.70	13.35	12.99	13.55	13.33	13.24	13.29	13.00	12.20	13.38	13.27	
		Stride length (m)	6.57	6.56	6.32	6.71	6.60	6.52	6.58	6.52	6.02	6.35	6.47	
		Stride duration (s)	0.444	0.492	0.487	0.495	0.495	0.493	0.495	0.501	0.494	0.474	0.488	
		Stride efficiency (%)	67.39	67.33	62.42	70.40	68.10	66.45	67.69	66.36	56.71	62.93	65.39	
		Stride count	27.41	30.47	31.64	29.80	30.30	30.67	30.39	30.69	33.20	31.52	306.09	

10 m Stride length



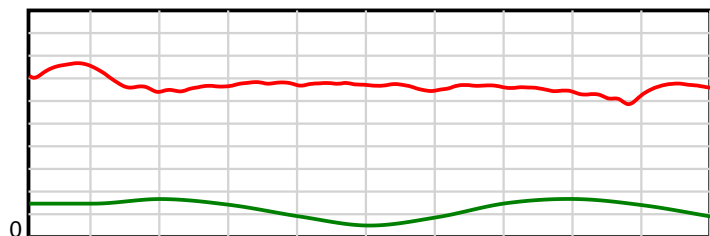
1980 m Finish

0.6 s Stride duration



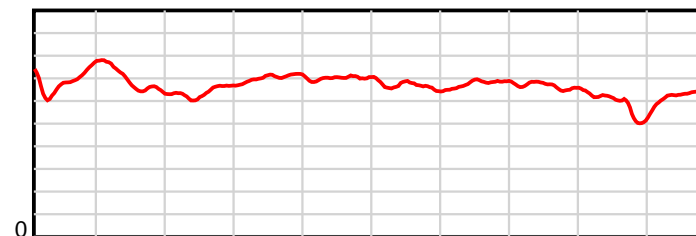
1980 m Finish

20 m/sec Speed



1980 m Finish

100 % Stride efficiency



1980 m Finish

Note: Horizontal distance axis grid lines are 200m furlongs.

Disclaimer.

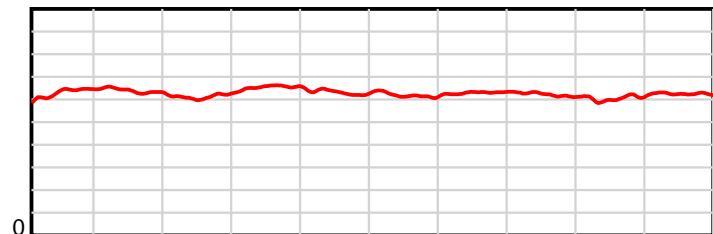
HRNZ and NZMTC and Thoroughbred Ratings Pty Ltd accepts no responsibility for the completeness or accuracy of any of the information contained herein, and makes no representations about its suitability for any particular purpose. Users should make their own judgements about those matters and/or seek independent advice. You assume all risks associated with use of the data provided on this page.

Race Results

June 22, 2025, Race 3, THE FITZ 2 SPORTS BAR, WALTHAM MOBILE PACE, Distance 1980m, Addington - Survey 1980m

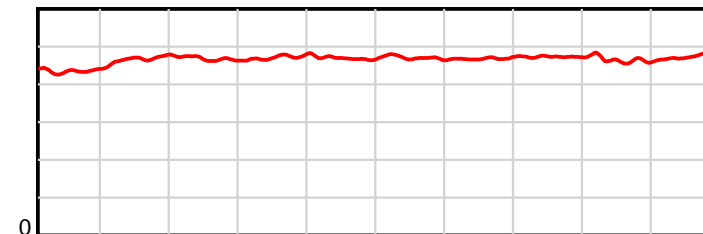
Result	TAB no.	Horse (Barrier)	1980 to	1800m to	1600m to	1400m to	1200m to	1000m to	800m to	600m to	400m to	200m to	Total or	Margin
7th	10	Waterholes Roa... (9)	1800m	1600m	1400m	1200m	1000m	800m	600m	400m	200m	WP	Average	
		Position in running (margin)	-	5(4.3)	5(4.8)	7(6.0)	7(5.1)	7(5.8)	7(5.4)	7(5.4)	8(5.9)	6(8.4)		10.90
		Sectional time (s)	12.95	14.91	15.45	14.66	15.02	15.07	15.01	15.47	15.72	15.40		
		Cumulative time (s)	149.66	136.71	121.80	106.35	91.69	76.67	61.60	46.59	31.12	15.40	2:29.66	
		Speed (m/s)	13.89	13.41	12.94	13.64	13.32	13.27	13.32	12.93	12.72	12.99	13.23	
		Stride length (m)	6.27	6.28	6.06	6.44	6.24	6.24	6.25	6.11	5.92	6.23	6.20	
		Stride duration (s)	0.435	0.468	0.468	0.472	0.469	0.471	0.469	0.473	0.465	0.479	0.469	
		Stride efficiency (%)	61.48	61.55	57.35	64.86	60.89	60.92	61.01	58.34	54.69	60.58	60.07	
		Stride count	28.70	31.87	33.01	31.04	32.04	32.03	32.01	32.73	33.81	32.12	319.36	

10 m Stride length



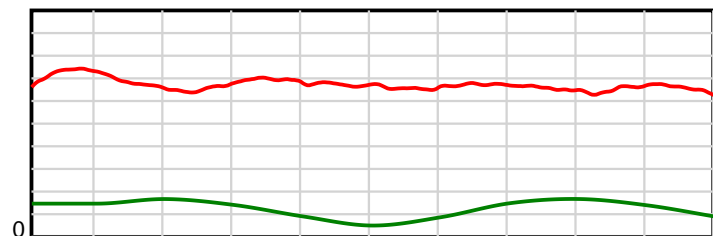
1980 m Finish

0.6 s Stride duration



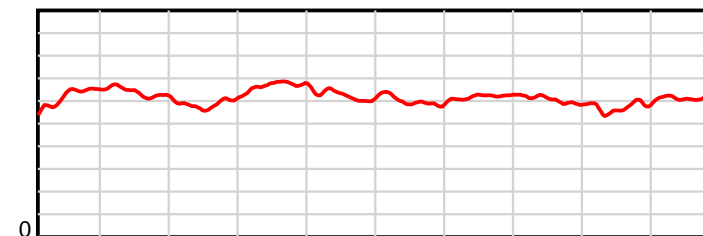
1980 m Finish

20 m/sec Speed



1980 m Finish

100 % Stride efficiency



1980 m Finish

Note: Horizontal distance axis grid lines are 200m furlongs.

Disclaimer.

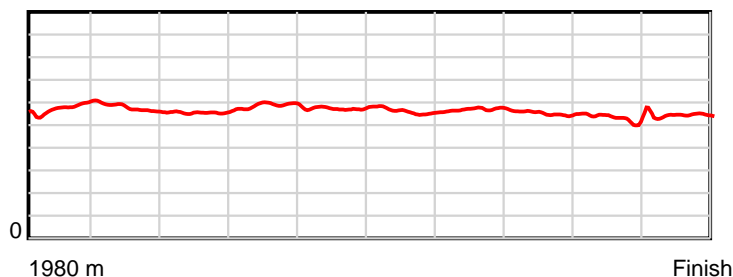
HRNZ and NZMTC and Thoroughbred Ratings Pty Ltd accepts no responsibility for the completeness or accuracy of any of the information contained herein, and makes no representations about its suitability for any particular purpose. Users should make their own judgements about those matters and/or seek independent advice. You assume all risks associated with use of the data provided on this page.

Race Results

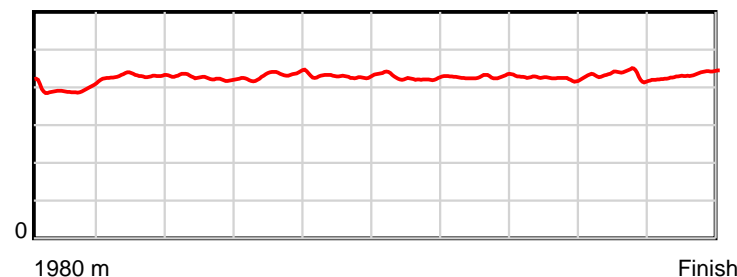
June 22, 2025, Race 3, THE FITZ 2 SPORTS BAR, WALTHAM MOBILE PACE, Distance 1980m, Addington - Survey 1980m

Result	TAB no.	Horse (Barrier)	1980 to	1800m to	1600m to	1400m to	1200m to	1000m to	800m to	600m to	400m to	200m to	Total or	Margin
8th	2	Sir Monty (1)	1800m	1600m	1400m	1200m	1000m	800m	600m	400m	200m	WP	Average	
		Position in running (margin)	-	2(1.3)	4(2.9)	5(4.7)	5(3.3)	5(4.0)	5(3.9)	5(3.4)	6(4.1)	9(11.0)		16.40
		Sectional time (s)	12.51	15.11	15.54	14.59	15.01	15.13	14.93	15.52	16.43	15.89		
		Cumulative time (s)	150.66	138.15	123.04	107.50	92.91	77.90	62.77	47.84	32.32	15.89	2:30.66	
		Speed (m/s)	14.38	13.24	12.87	13.71	13.32	13.22	13.40	12.89	12.17	12.59	13.14	
		Stride length (m)	5.72	5.70	5.47	5.93	5.71	5.63	5.74	5.47	5.26	5.46	5.60	
		Stride duration (s)	0.393	0.431	0.425	0.433	0.429	0.426	0.428	0.425	0.432	0.434	0.426	
		Stride efficiency (%)	51.15	50.76	46.78	55.03	50.97	49.49	51.41	46.79	43.29	46.62	49.05	
		Stride count	31.46	35.09	36.55	33.70	35.02	35.54	34.87	36.55	38.00	36.62	353.40	

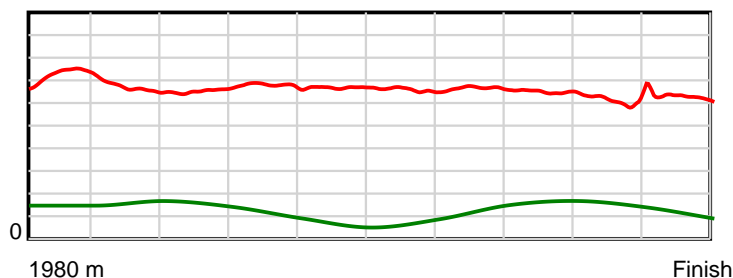
10 m Stride length



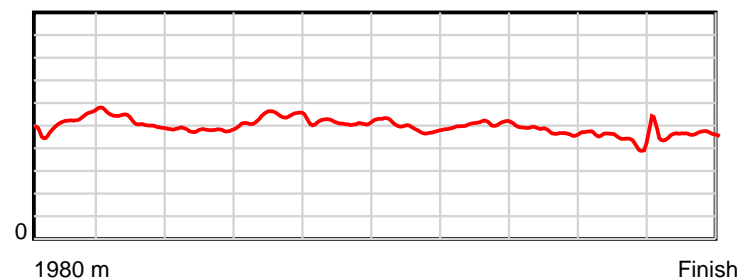
0.6 s Stride duration



20 m/sec Speed



100 % Stride efficiency



Note: Horizontal distance axis grid lines are 200m furlongs.

Disclaimer.

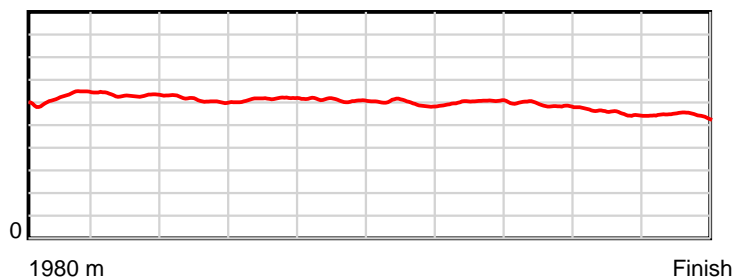
HRNZ and NZMTC and Thoroughbred Ratings Pty Ltd accepts no responsibility for the completeness or accuracy of any of the information contained herein, and makes no representations about its suitability for any particular purpose. Users should make their own judgements about those matters and/or seek independent advice. You assume all risks associated with use of the data provided on this page.

Race Results

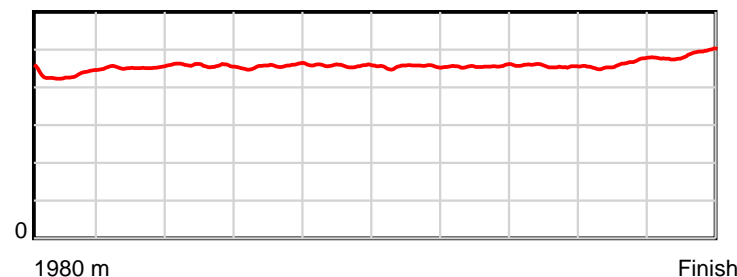
June 22, 2025, Race 3, THE FITZ 2 SPORTS BAR, WALTHAM MOBILE PACE, Distance 1980m, Addington - Survey 1980m

Result	TAB no.	Horse (Barrier)	1980 to	1800m to	1600m to	1400m to	1200m to	1000m to	800m to	600m to	400m to	200m to	Total or	Margin
9th	3	Okiwi Bay (2)	1800m	1600m	1400m	1200m	1000m	800m	600m	400m	200m	WP	Average	
		Position in running (margin)	-	3(2.3)	1(0.0)	1(0.0)	1(0.0)	1(0.0)	1(0.0)	1(0.0)	1(0.0)	8(9.4)		26.10
		Sectional time (s)	12.65	14.45	15.24	14.82	14.90	15.14	15.02	15.39	16.85	17.95		
		Cumulative time (s)	152.41	139.76	125.31	110.07	95.25	80.35	65.21	50.19	34.80	17.95	2:32.41	
		Speed (m/s)	14.22	13.84	13.12	13.50	13.42	13.21	13.32	13.00	11.87	11.14	12.99	
		Stride length (m)	6.21	6.27	6.00	6.17	6.14	6.01	6.07	5.93	5.49	5.43	5.96	
		Stride duration (s)	0.431	0.453	0.458	0.457	0.457	0.455	0.456	0.457	0.462	0.488	0.459	
		Stride efficiency (%)	60.22	61.48	56.34	59.42	58.92	56.49	57.53	55.02	47.05	46.14	55.45	
		Stride count	28.99	31.89	33.31	32.43	32.57	33.27	32.96	33.71	36.45	36.81	332.39	

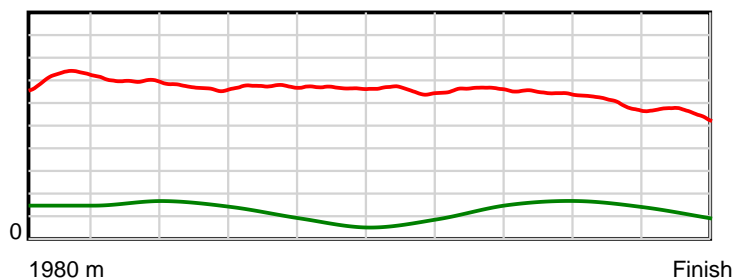
10 m Stride length



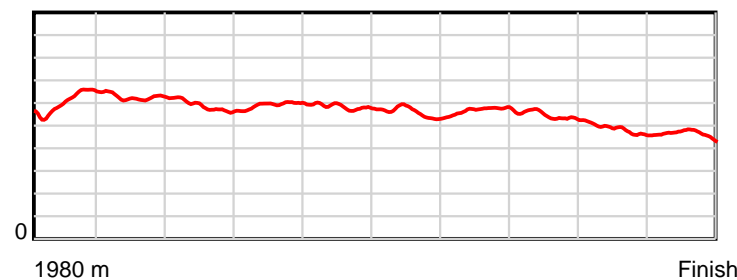
0.6 s Stride duration



20 m/sec Speed



100 % Stride efficiency



Note: Horizontal distance axis grid lines are 200m furlongs.

Disclaimer.

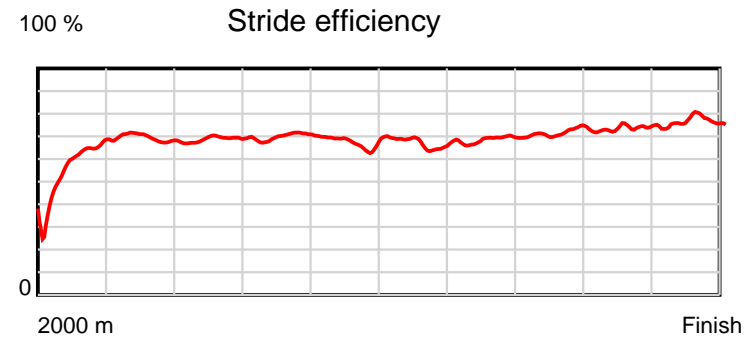
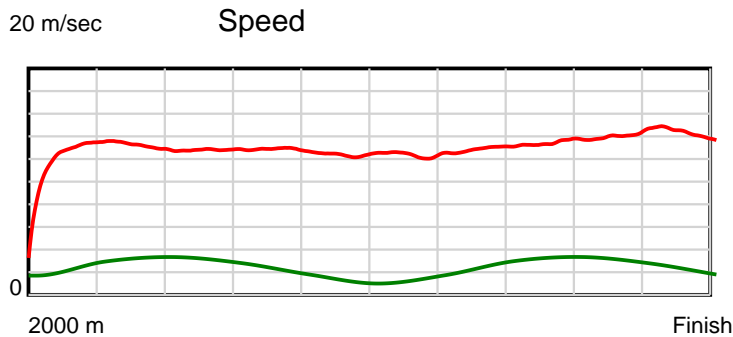
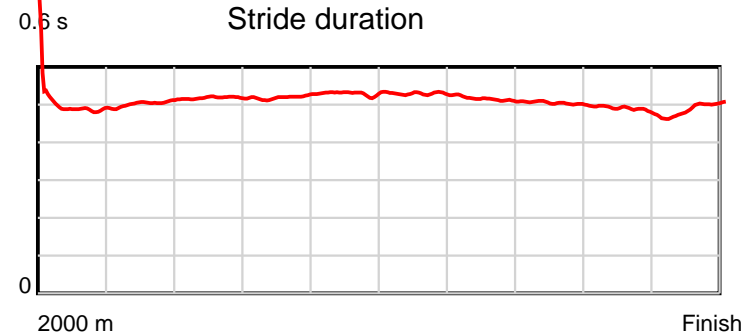
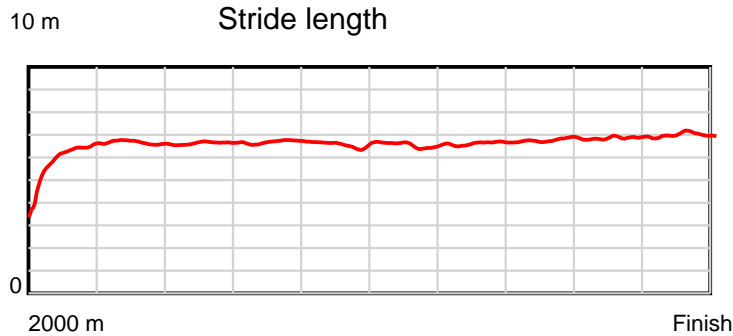
HRNZ and NZMTC and Thoroughbred Ratings Pty Ltd accepts no responsibility for the completeness or accuracy of any of the information contained herein, and makes no representations about its suitability for any particular purpose. Users should make their own judgements about those matters and/or seek independent advice. You assume all risks associated with use of the data provided on this page.



Race Results

June 22, 2025, Race 4, , Distance 2000m, Addington - Survey 3200m

Result	TAB no.	Horse (Barrier)	2000 to 1800m	1800m to 1600m	1600m to 1400m	1400m to 1200m	1200m to 1000m	1000m to 800m	800m to 600m	600m to 400m	400m to 200m	200m to WP	Total or Average	Margin
1st	8	Brett's Mate (8)												
		Position in running (margin)	-	3(3.4)	3(2.8)	3(3.0)	3(1.7)	2(1.7)	2(1.0)	2(1.4)	1(0.0)	1(0.0)		0.00
		Sectional time (s)	16.83	15.60	16.11	15.77	16.69	16.37	15.81	15.16	14.55	14.10		
		Cumulative time (s)	156.99	140.16	124.56	108.45	92.68	75.99	59.62	43.81	28.65	14.10	2:36.99	
		Speed (m/s)	11.88	12.82	12.41	12.68	11.98	12.22	12.65	13.19	13.75	14.18	12.74	
		Stride length (m)	5.95	6.46	6.44	6.59	6.35	6.46	6.50	6.63	6.68	6.99	6.49	
		Stride duration (s)	0.496	0.504	0.518	0.520	0.530	0.529	0.514	0.503	0.486	0.492	0.510	
		Stride efficiency (%)	55.28	65.14	64.72	67.89	63.08	65.24	65.95	68.78	69.68	76.25	65.90	
		Stride count	33.63	30.98	31.08	30.34	31.48	30.95	30.79	30.15	29.95	28.63	307.98	



Note: Horizontal distance axis grid lines are 200m furlongs.

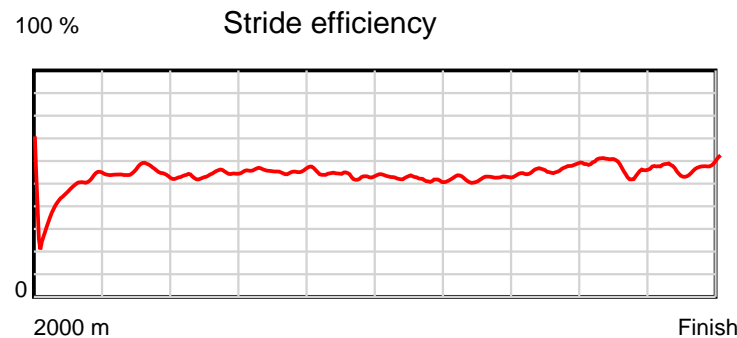
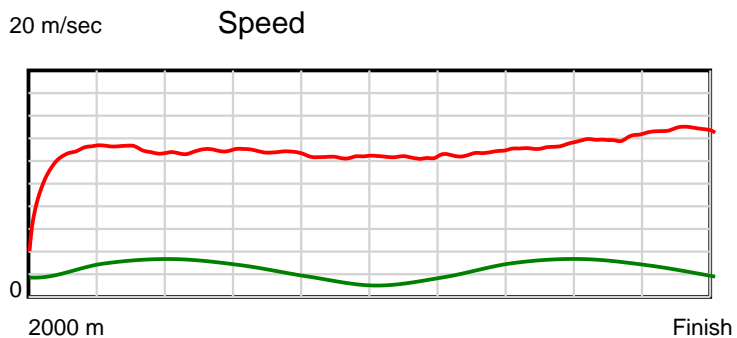
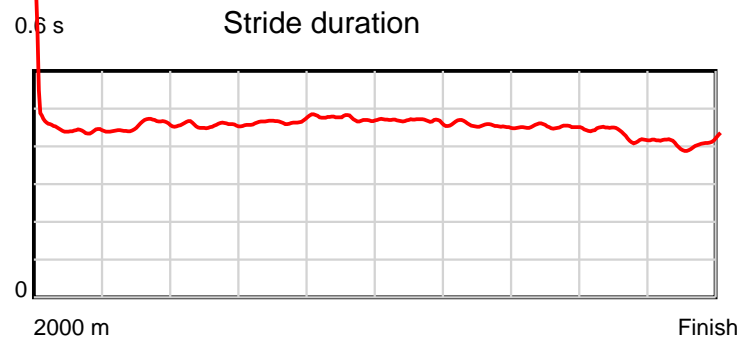
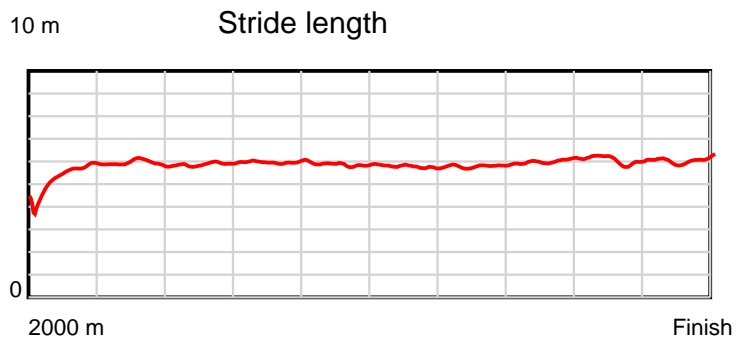
Disclaimer.

HRNZ and NZMTC and Thoroughbred Ratings Pty Ltd accepts no responsibility for the completeness or accuracy of any of the information contained herein, and makes no representations about its suitability for any particular purpose. Users should make their own judgements about those matters and/or seek independent advice. You assume all risks associated with use of the data provided on this page.

Race Results

June 22, 2025, Race 4, , Distance 2000m, Addington - Survey 3200m

Result	TAB no.	Horse (Barrier)	2000 to	1800m to	1600m to	1400m to	1200m to	1000m to	800m to	600m to	400m to	200m to	Total or	Margin
2nd	1	Petite Trixton (1)	1800m	1600m	1400m	1200m	1000m	800m	600m	400m	200m	WP	Average	
		Position in running (margin)	-	7(9.8)	7(8.8)	7(7.5)	7(5.7)	6(5.7)	6(5.2)	6(5.2)	6(4.7)	5(5.4)		1.60
		Sectional time (s)	17.89	15.53	15.86	15.68	16.68	16.42	15.75	15.31	14.66	13.50		
		Cumulative time (s)	157.28	139.39	123.86	108.00	92.32	75.64	59.22	43.47	28.16	13.50	2:37.28	
		Speed (m/s)	11.18	12.88	12.61	12.76	11.99	12.18	12.70	13.06	13.64	14.81	12.72	
		Stride length (m)	5.30	5.85	5.75	5.94	5.69	5.69	5.80	5.90	5.86	6.10	5.78	
		Stride duration (s)	0.450	0.454	0.456	0.466	0.474	0.467	0.456	0.451	0.430	0.412	0.455	
		Stride efficiency (%)	43.84	53.47	51.74	55.22	50.53	50.51	52.50	54.34	53.71	58.24	52.22	
		Stride count	37.76	34.19	34.76	33.64	35.17	35.18	34.50	33.92	34.11	32.76	345.99	



Note: Horizontal distance axis grid lines are 200m furlongs.

Disclaimer.

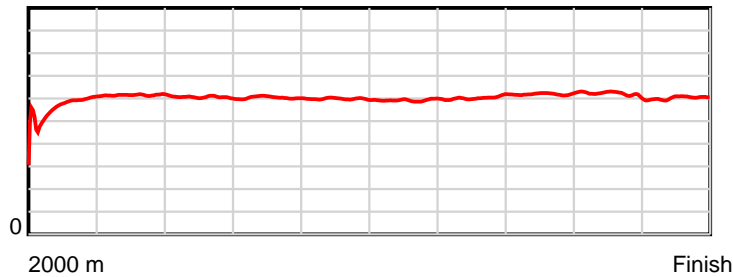
HRNZ and NZMTC and Thoroughbred Ratings Pty Ltd accepts no responsibility for the completeness or accuracy of any of the information contained herein, and makes no representations about its suitability for any particular purpose. Users should make their own judgements about those matters and/or seek independent advice. You assume all risks associated with use of the data provided on this page.

Race Results

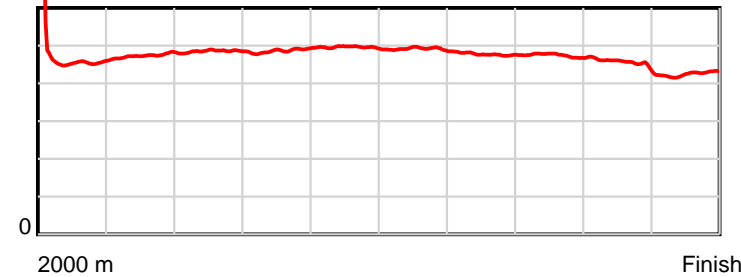
June 22, 2025, Race 4, , Distance 2000m, Addington - Survey 3200m

Result	TAB no.	Horse (Barrier)	2000 to	1800m to	1600m to	1400m to	1200m to	1000m to	800m to	600m to	400m to	200m to	Total or	Margin
3rd	7	Granny Rose (7)	1800m	1600m	1400m	1200m	1000m	800m	600m	400m	200m	WP	Average	
		Position in running (margin)	-	2(1.8)	2(0.6)	2(1.5)	2(1.6)	3(1.9)	3(1.4)	3(1.5)	3(1.1)	3(3.3)		2.70
		Sectional time (s)	16.68	15.49	16.23	16.00	16.72	16.41	15.76	15.33	14.91	13.94		
		Cumulative time (s)	157.47	140.79	125.30	109.07	93.07	76.35	59.94	44.18	28.85	13.94	2:37.47	
		Speed (m/s)	11.99	12.91	12.32	12.50	11.96	12.19	12.69	13.05	13.41	14.35	12.70	
		Stride length (m)	5.62	6.12	5.98	6.08	5.93	5.98	6.06	6.18	6.09	6.10	6.01	
		Stride duration (s)	0.461	0.474	0.485	0.486	0.496	0.491	0.477	0.474	0.454	0.426	0.473	
		Stride efficiency (%)	49.27	58.53	55.90	57.74	54.92	55.95	57.31	59.65	58.04	58.23	56.45	
		Stride count	35.62	32.68	33.44	32.90	33.73	33.42	33.03	32.37	32.82	32.76	332.77	

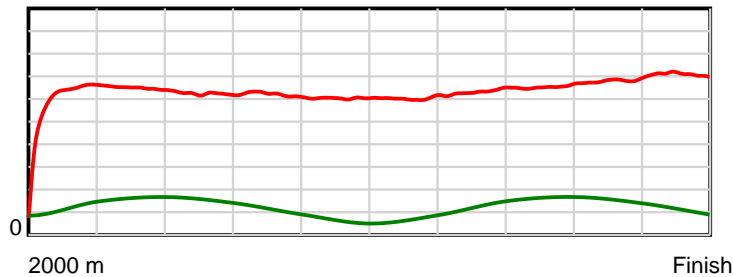
10 m Stride length



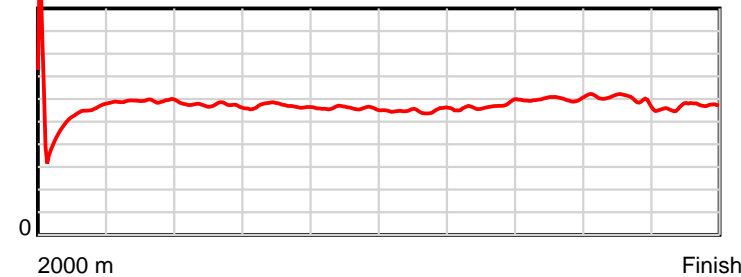
0.6 s Stride duration



20 m/sec Speed



100 % Stride efficiency



Note: Horizontal distance axis grid lines are 200m furlongs.

Disclaimer.

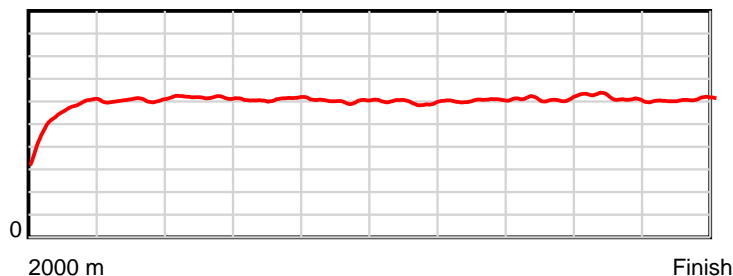
HRNZ and NZMTC and Thoroughbred Ratings Pty Ltd accepts no responsibility for the completeness or accuracy of any of the information contained herein, and makes no representations about its suitability for any particular purpose. Users should make their own judgements about those matters and/or seek independent advice. You assume all risks associated with use of the data provided on this page.

Race Results

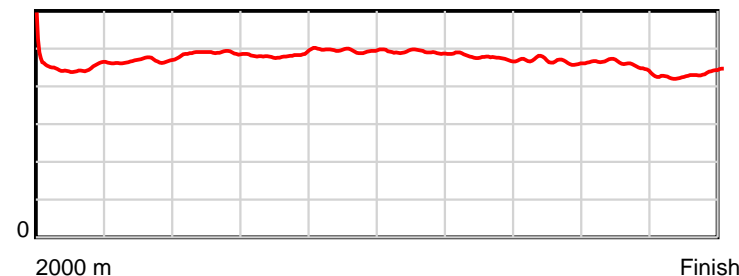
June 22, 2025, Race 4, , Distance 2000m, Addington - Survey 3200m

Result	TAB no.	Horse (Barrier)	2000 to	1800m to	1600m to	1400m to	1200m to	1000m to	800m to	600m to	400m to	200m to	Total or	Margin
4th	5	Here Comes Jan... (5)	1800m	1600m	1400m	1200m	1000m	800m	600m	400m	200m	WP	Average	
		Position in running (margin)	-	5(5.9)	5(4.8)	5(4.6)	4(3.7)	4(3.8)	4(3.2)	4(3.4)	4(2.5)	4(4.8)		4.40
		Sectional time (s)	17.22	15.53	16.03	15.85	16.68	16.40	15.78	15.25	14.93	14.12		
		Cumulative time (s)	157.79	140.57	125.04	109.01	93.16	76.48	60.08	44.30	29.05	14.12	2:37.79	
		Speed (m/s)	11.61	12.88	12.48	12.62	11.99	12.20	12.67	13.11	13.40	14.16	12.67	
		Stride length (m)	5.41	6.02	6.10	6.09	5.94	5.98	6.04	6.12	6.08	6.13	5.98	
		Stride duration (s)	0.450	0.467	0.489	0.483	0.495	0.490	0.477	0.467	0.454	0.433	0.472	
		Stride efficiency (%)	45.70	56.60	58.12	57.98	55.06	55.85	57.03	58.51	57.75	58.68	55.92	
		Stride count	36.98	33.23	32.79	32.83	33.69	33.46	33.11	32.69	32.90	32.64	334.32	

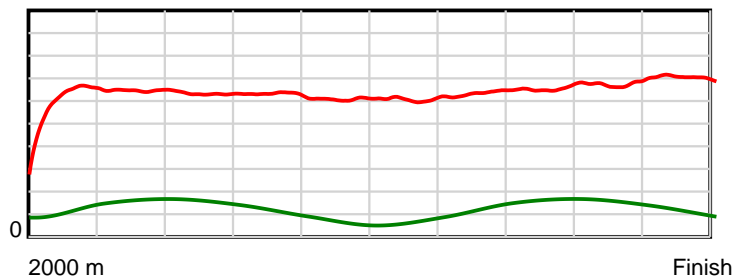
10 m Stride length



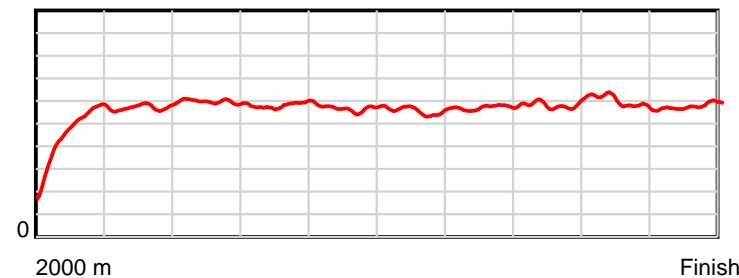
0.6 s Stride duration



20 m/sec Speed



100 % Stride efficiency



Note: Horizontal distance axis grid lines are 200m furlongs.

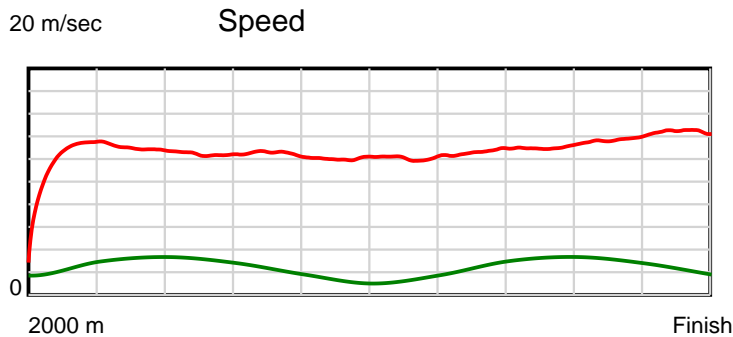
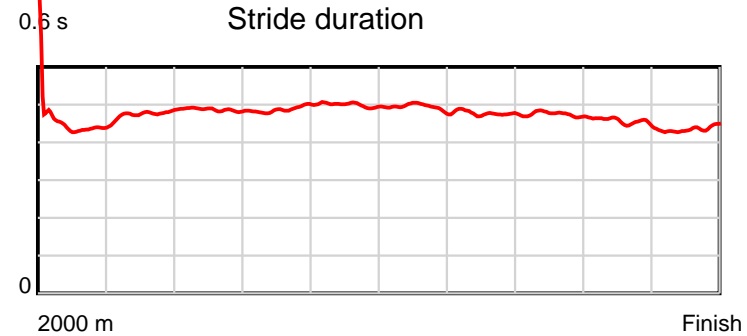
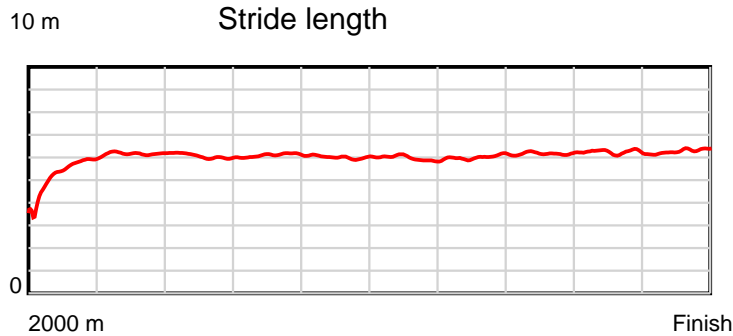
Disclaimer.

HRNZ and NZMTC and Thoroughbred Ratings Pty Ltd accepts no responsibility for the completeness or accuracy of any of the information contained herein, and makes no representations about its suitability for any particular purpose. Users should make their own judgements about those matters and/or seek independent advice. You assume all risks associated with use of the data provided on this page.

Race Results

June 22, 2025, Race 4, , Distance 2000m, Addington - Survey 3200m

Result	TAB no.	Horse (Barrier)	2000 to	1800m to	1600m to	1400m to	1200m to	1000m to	800m to	600m to	400m to	200m to	Total or	Margin
5th	2	Looklikeatrix... (2)	1800m	1600m	1400m	1200m	1000m	800m	600m	400m	200m	WP	Average	
		Position in running (margin)	-	6(6.9)	6(5.0)	6(5.9)	6(5.5)	7(6.0)	7(5.7)	7(5.6)	7(5.4)	7(7.1)		5.00
		Sectional time (s)	17.33	15.39	16.23	15.91	16.76	16.44	15.73	15.37	14.84	13.88		
		Cumulative time (s)	157.88	140.55	125.16	108.93	93.02	76.26	59.82	44.09	28.72	13.88	2:37.88	
		Speed (m/s)	11.54	13.00	12.32	12.57	11.93	12.17	12.71	13.01	13.48	14.41	12.67	
		Stride length (m)	5.27	6.19	5.99	6.14	5.96	5.99	6.07	6.17	6.12	6.29	6.01	
		Stride duration (s)	0.442	0.476	0.486	0.488	0.499	0.493	0.477	0.474	0.454	0.436	0.474	
		Stride efficiency (%)	43.34	59.94	56.13	58.84	55.45	56.13	57.55	59.50	58.52	61.78	56.35	
		Stride count	37.98	32.29	33.37	32.59	33.58	33.37	32.96	32.41	32.68	31.81	333.04	



Note: Horizontal distance axis grid lines are 200m furlongs.

Disclaimer.

HRNZ and NZMTC and Thoroughbred Ratings Pty Ltd accepts no responsibility for the completeness or accuracy of any of the information contained herein, and makes no representations about its suitability for any particular purpose. Users should make their own judgements about those matters and/or seek independent advice. You assume all risks associated with use of the data provided on this page.

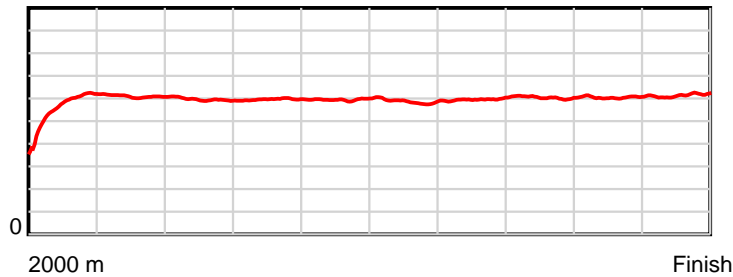


Race Results

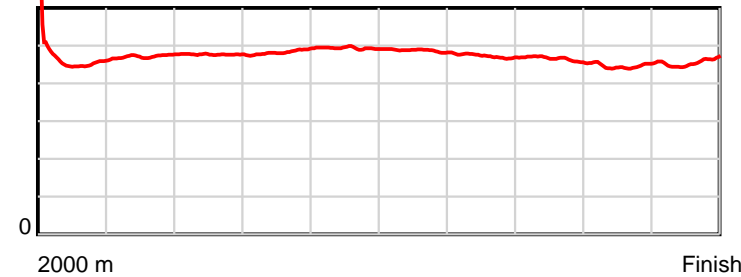
June 22, 2025, Race 4, , Distance 2000m, Addington - Survey 3200m

Result	TAB no.	Horse (Barrier)	2000 to	1800m to	1600m to	1400m to	1200m to	1000m to	800m to	600m to	400m to	200m to	Total or	Margin
6th	6	Monarch Prince (6)	1800m	1600m	1400m	1200m	1000m	800m	600m	400m	200m	WP	Average	
		Position in running (margin)	-	1(0.0)	1(0.0)	1(0.0)	1(0.0)	1(0.0)	1(0.0)	1(0.0)	2(0.2)	2(1.7)		5.30
		Sectional time (s)	16.16	15.70	16.08	15.99	16.67	16.49	15.74	15.44	14.80	14.87		
		Cumulative time (s)	157.94	141.78	126.08	110.00	94.01	77.34	60.85	45.11	29.67	14.87	2:37.94	
		Speed (m/s)	12.38	12.74	12.44	12.51	12.00	12.13	12.71	12.95	13.51	13.45	12.66	
		Stride length (m)	5.71	6.01	5.93	6.05	5.92	5.90	5.99	6.01	6.03	6.14	5.97	
		Stride duration (s)	0.461	0.472	0.476	0.483	0.493	0.487	0.472	0.464	0.447	0.456	0.471	
		Stride efficiency (%)	50.91	56.47	54.88	57.15	54.71	54.46	56.15	56.49	56.90	58.86	55.64	
		Stride count	35.04	33.27	33.75	33.07	33.80	33.88	33.36	33.26	33.14	32.59	335.16	

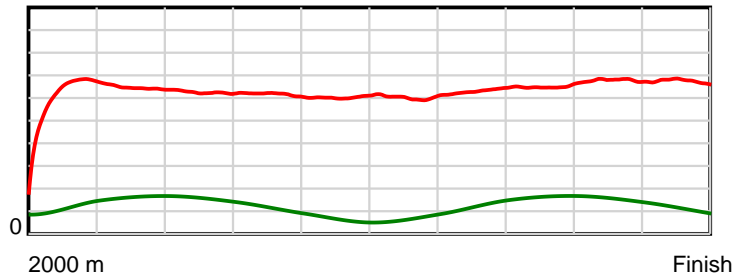
10 m Stride length



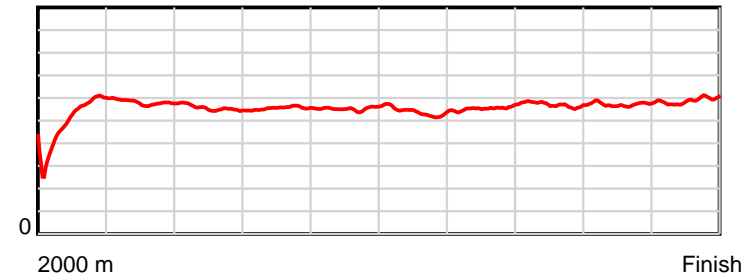
0.6 s Stride duration



20 m/sec Speed



100 % Stride efficiency



Note: Horizontal distance axis grid lines are 200m furlongs.

Disclaimer.

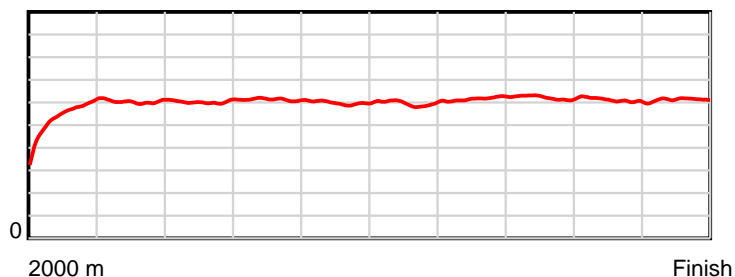
HRNZ and NZMTC and Thoroughbred Ratings Pty Ltd accepts no responsibility for the completeness or accuracy of any of the information contained herein, and makes no representations about its suitability for any particular purpose. Users should make their own judgements about those matters and/or seek independent advice. You assume all risks associated with use of the data provided on this page.

Race Results

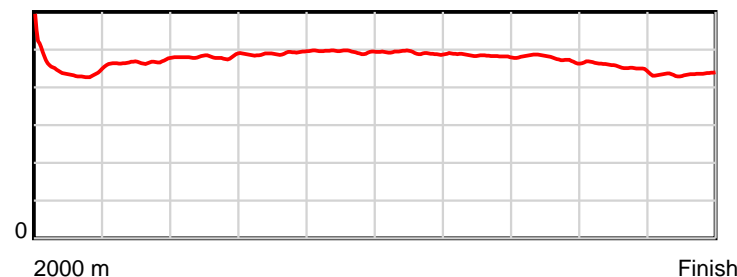
June 22, 2025, Race 4, , Distance 2000m, Addington - Survey 3200m

Result	TAB no.	Horse (Barrier)	2000 to	1800m to	1600m to	1400m to	1200m to	1000m to	800m to	600m to	400m to	200m to	Total or	Margin
7th	3	Five Monkeys (3)	1800m	1600m	1400m	1200m	1000m	800m	600m	400m	200m	WP	Average	
		Position in running (margin)	-	4(3.9)	4(2.8)	4(3.3)	5(3.8)	5(3.9)	5(3.5)	5(3.5)	5(3.5)	6(5.9)		5.90
		Sectional time (s)	16.97	15.51	16.17	16.06	16.69	16.43	15.74	15.40	14.95	14.12		
		Cumulative time (s)	158.04	141.07	125.56	109.39	93.33	76.64	60.21	44.47	29.07	14.12	2:38.04	
		Speed (m/s)	11.78	12.89	12.37	12.45	11.98	12.17	12.71	12.99	13.38	14.16	12.65	
		Stride length (m)	5.45	6.03	5.95	6.10	5.93	5.99	6.14	6.20	6.08	6.17	6.00	
		Stride duration (s)	0.448	0.468	0.481	0.490	0.495	0.492	0.483	0.477	0.454	0.436	0.474	
		Stride efficiency (%)	46.46	56.83	55.38	58.18	54.90	56.02	58.92	60.01	57.69	59.51	56.19	
		Stride count	36.68	33.16	33.60	32.78	33.74	33.40	32.57	32.27	32.92	32.41	333.53	

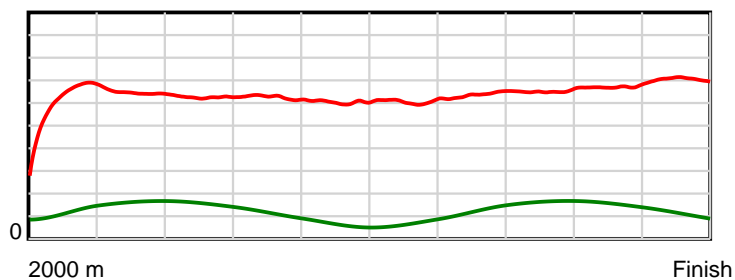
10 m Stride length



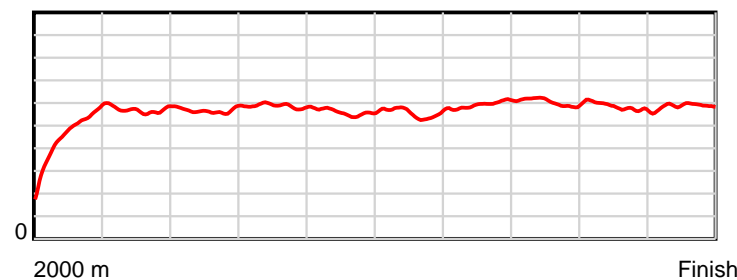
0.6 s Stride duration



20 m/sec Speed



100 % Stride efficiency



Note: Horizontal distance axis grid lines are 200m furlongs.

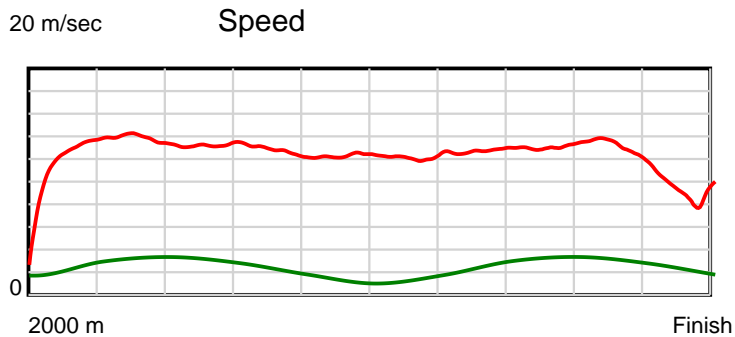
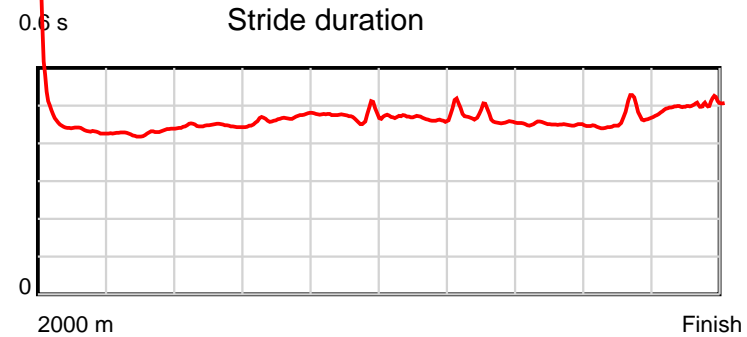
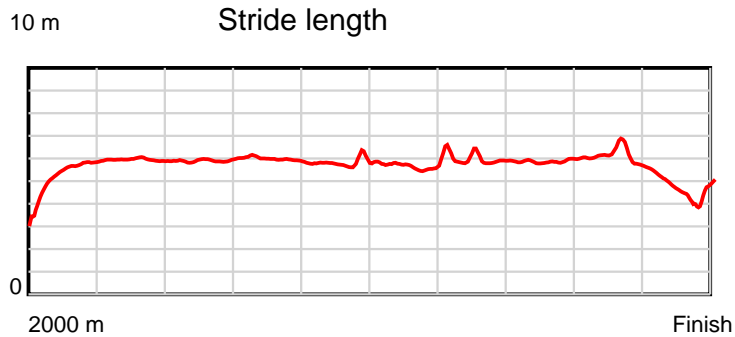
Disclaimer.

HRNZ and NZMTC and Thoroughbred Ratings Pty Ltd accepts no responsibility for the completeness or accuracy of any of the information contained herein, and makes no representations about its suitability for any particular purpose. Users should make their own judgements about those matters and/or seek independent advice. You assume all risks associated with use of the data provided on this page.

Race Results

June 22, 2025, Race 4, , Distance 2000m, Addington - Survey 3200m

Result	TAB no.	Horse (Barrier)	2000 to 1800m	1800m to 1600m	1600m to 1400m	1400m to 1200m	1200m to 1000m	1000m to 800m	800m to 600m	600m to 400m	400m to 200m	200m to WP	Total or Average	Margin
8th	4	The Merc (4)												
		Position in running (margin)	-	8(20.4)	8(12.9)	8(8.8)	8(7.4)	8(7.3)	8(7.1)	8(6.9)	8(6.3)	8(14.8)		56.30
		Sectional time (s)	19.57	14.45	15.40	15.75	16.66	16.47	15.71	15.29	15.98	21.85		
		Cumulative time (s)	167.13	147.56	133.11	117.71	101.96	85.30	68.83	53.12	37.83	21.85	2:47.13	
		Speed (m/s)	10.22	13.84	12.99	12.70	12.00	12.14	12.73	13.08	12.52	9.15	11.97	
		Stride length (m)	5.24	5.93	5.80	5.92	5.66	5.66	5.94	5.89	5.84	4.48	5.60	
		Stride duration (s)	0.461	0.429	0.447	0.466	0.471	0.466	0.467	0.450	0.467	0.490	0.468	
		Stride efficiency (%)	42.97	55.03	52.64	54.70	49.97	50.10	55.22	54.14	53.32	31.39	48.97	
		Stride count	38.14	33.70	34.46	33.80	35.37	35.32	33.64	33.98	34.24	44.63	357.28	



Note: Horizontal distance axis grid lines are 200m furlongs.

Disclaimer.

HRNZ and NZMTC and Thoroughbred Ratings Pty Ltd accepts no responsibility for the completeness or accuracy of any of the information contained herein, and makes no representations about its suitability for any particular purpose. Users should make their own judgements about those matters and/or seek independent advice. You assume all risks associated with use of the data provided on this page.

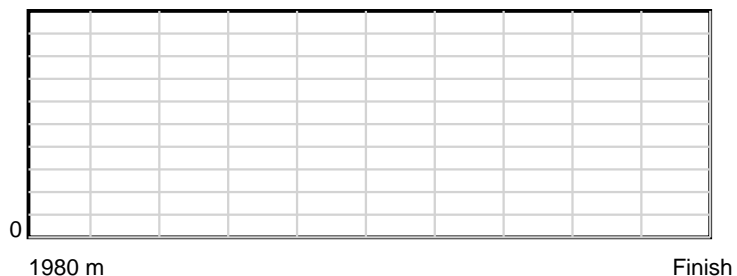


Race Results

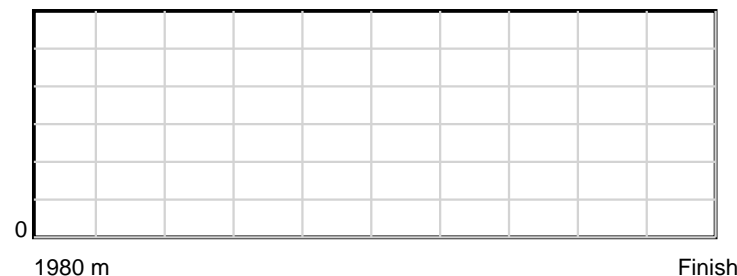
June 22, 2025, Race 5, , Distance 1980m, Addington - Survey 1980m

Result	TAB no.	Horse (Barrier)	1980 to	1800m to	1600m to	1400m to	1200m to	1000m to	800m to	600m to	400m to	200m to	Total or	Margin
1st	6	Beverley Court... (5)	1800m	1600m	1400m	1200m	1000m	800m	600m	400m	200m	WP	Average	
		Position in running (margin)	-	1(0.0)	1(0.0)	1(0.0)	1(0.0)	1(0.0)	1(0.0)	1(0.0)	1(0.0)	1(0.0)		0.00
		Sectional time (s)	12.33	14.74	15.95	15.78	16.32	15.80	14.52	14.45	14.18	13.89		
		Cumulative time (s)	147.96	135.63	120.89	104.94	89.16	72.84	57.04	42.52	28.07	13.89	2:27.96	
		Speed (m/s)	14.59	13.57	12.54	12.67	12.25	12.66	13.77	13.84	14.10	14.40	13.38	
		Stride length (m)	0.00	0.00	0.00	0.00	0.00	0.00	0.00	0.00	0.00	0.00	nan	
		Stride duration (s)	0.000	0.000	0.000	0.000	0.000	0.000	0.000	0.000	0.000	0.000	nan	
		Stride efficiency (%)	0.00	0.00	0.00	0.00	0.00	0.00	0.00	0.00	0.00	0.00	nan	
		Stride count	0.00	0.00	0.00	0.00	0.00	0.00	0.00	0.00	0.00	0.00	0.00	

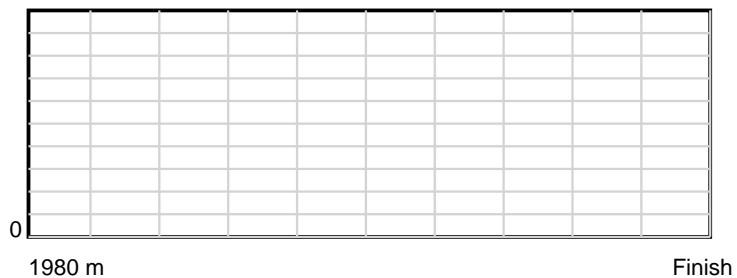
10 m Stride length



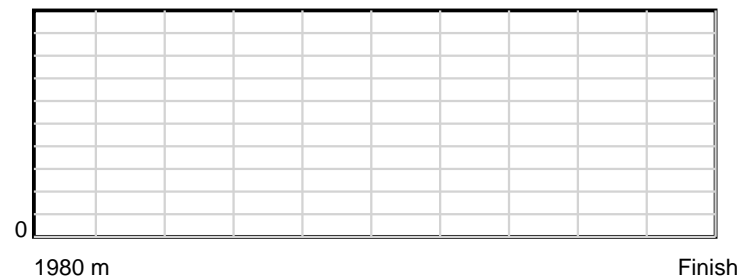
0.6 s Stride duration



20 m/sec Speed



100 % Stride efficiency



Note: Horizontal distance axis grid lines are 200m furlongs.

Disclaimer.

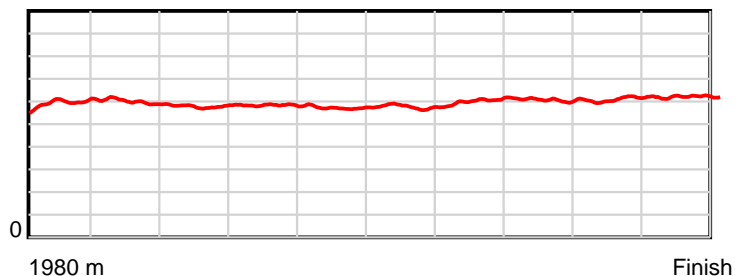
HRNZ and NZMTC and Thoroughbred Ratings Pty Ltd accepts no responsibility for the completeness or accuracy of any of the information contained herein, and makes no representations about its suitability for any particular purpose. Users should make their own judgements about those matters and/or seek independent advice. You assume all risks associated with use of the data provided on this page.

Race Results

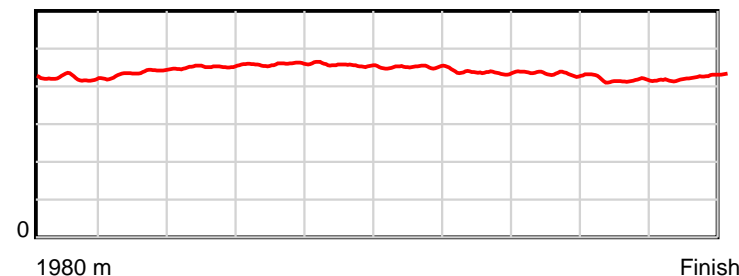
June 22, 2025, Race 5, , Distance 1980m, Addington - Survey 1980m

Result	TAB no.	Horse (Barrier)	1980 to	1800m to	1600m to	1400m to	1200m to	1000m to	800m to	600m to	400m to	200m to	Total or	Margin
2nd	2	Jukebox Gypsy (2)	1800m	1600m	1400m	1200m	1000m	800m	600m	400m	200m	WP	Average	
		Position in running (margin)	-	5(3.9)	5(4.0)	4(4.1)	4(3.4)	4(3.1)	4(3.5)	4(2.9)	4(3.5)	4(2.5)		0.90
		Sectional time (s)	13.05	14.76	15.96	15.67	16.27	15.87	14.42	14.54	14.01	13.58		
		Cumulative time (s)	148.13	135.08	120.32	104.36	88.69	72.42	56.55	42.13	27.59	13.58	2:28.13	
		Speed (m/s)	13.79	13.55	12.53	12.76	12.29	12.60	13.87	13.76	14.28	14.73	13.37	
		Stride length (m)	5.92	5.91	5.66	5.85	5.61	5.68	6.05	5.96	5.93	6.26	5.88	
		Stride duration (s)	0.422	0.436	0.452	0.459	0.457	0.451	0.436	0.433	0.416	0.425	0.440	
		Stride efficiency (%)	54.78	54.54	50.04	53.54	49.22	50.44	57.16	55.52	55.03	61.14	53.98	
		Stride count	30.40	33.85	35.34	34.17	35.64	35.20	33.07	33.55	33.70	31.97	336.89	

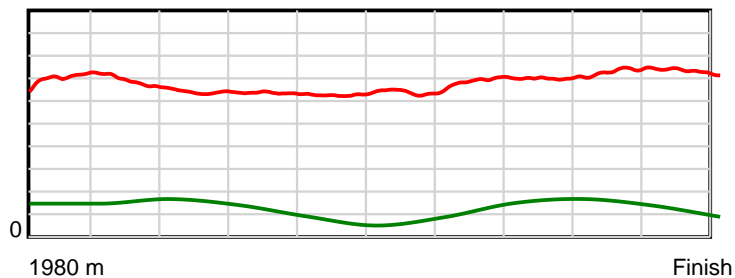
10 m Stride length



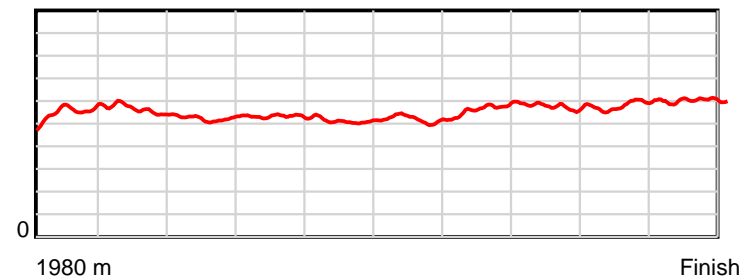
0.6 s Stride duration



20 m/sec Speed



100 % Stride efficiency



Note: Horizontal distance axis grid lines are 200m furlongs.

Disclaimer.

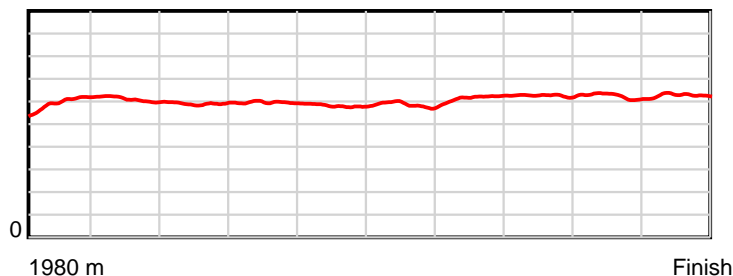
HRNZ and NZMTC and Thoroughbred Ratings Pty Ltd accepts no responsibility for the completeness or accuracy of any of the information contained herein, and makes no representations about its suitability for any particular purpose. Users should make their own judgements about those matters and/or seek independent advice. You assume all risks associated with use of the data provided on this page.

Race Results

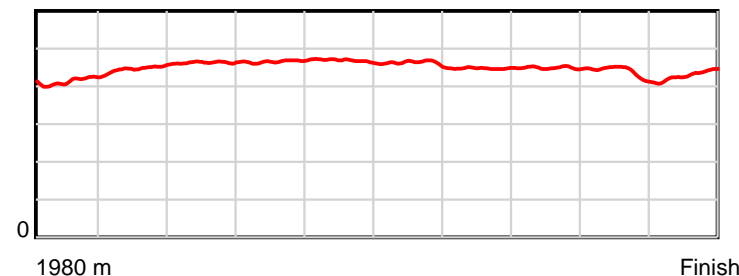
June 22, 2025, Race 5, , Distance 1980m, Addington - Survey 1980m

Result	TAB no.	Horse (Barrier)	1980 to	1800m to	1600m to	1400m to	1200m to	1000m to	800m to	600m to	400m to	200m to	Total or	Margin
3rd	1	Mystery Beach (1)	1800m	1600m	1400m	1200m	1000m	800m	600m	400m	200m	WP	Average	
		Position in running (margin)	-	3(2.4)	3(2.0)	2(2.1)	3(2.0)	3(2.4)	3(2.1)	3(1.8)	3(1.7)	2(1.3)		1.00
		Sectional time (s)	12.75	14.68	15.97	15.77	16.38	15.76	14.46	14.43	14.12	13.82		
		Cumulative time (s)	148.14	135.39	120.71	104.74	88.97	72.59	56.83	42.37	27.94	13.82	2:28.14	
		Speed (m/s)	14.11	13.62	12.52	12.68	12.21	12.69	13.83	13.86	14.16	14.47	13.37	
		Stride length (m)	5.92	6.10	5.80	5.91	5.71	5.87	6.19	6.23	6.18	6.26	6.01	
		Stride duration (s)	0.414	0.448	0.463	0.466	0.468	0.462	0.447	0.449	0.436	0.432	0.450	
		Stride efficiency (%)	54.70	58.09	52.59	54.57	51.03	53.79	59.80	60.61	59.66	61.16	56.45	
		Stride count	30.42	32.80	34.48	33.85	35.00	34.09	32.33	32.11	32.37	31.97	329.42	

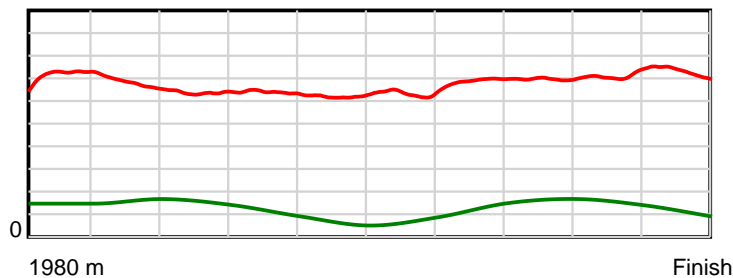
10 m Stride length



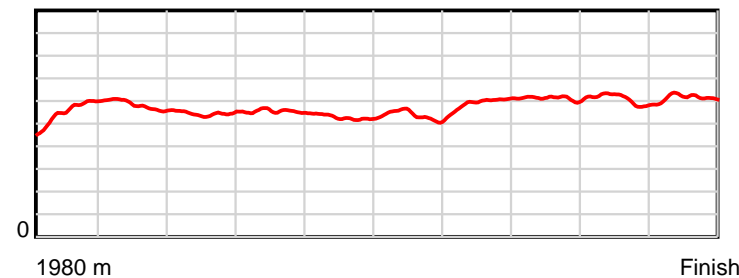
0.6 s Stride duration



20 m/sec Speed



100 % Stride efficiency



Note: Horizontal distance axis grid lines are 200m furlongs.

Disclaimer.

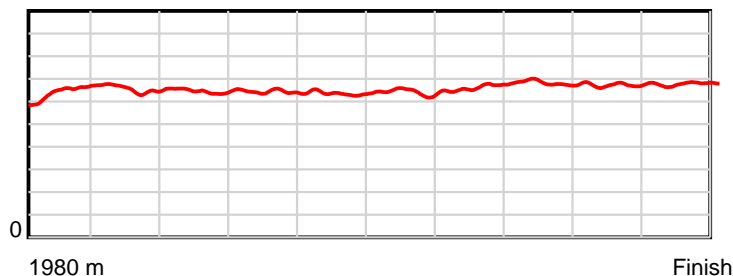
HRNZ and NZMTC and Thoroughbred Ratings Pty Ltd accepts no responsibility for the completeness or accuracy of any of the information contained herein, and makes no representations about its suitability for any particular purpose. Users should make their own judgements about those matters and/or seek independent advice. You assume all risks associated with use of the data provided on this page.

Race Results

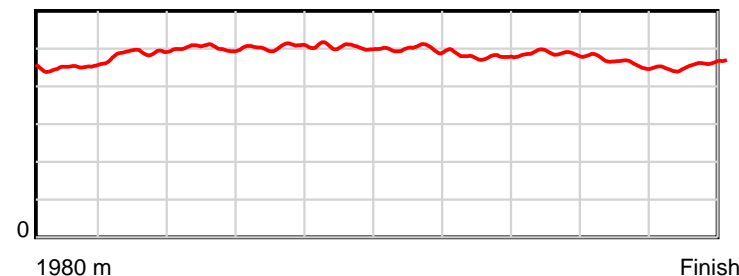
June 22, 2025, Race 5, , Distance 1980m, Addington - Survey 1980m

Result	TAB no.	Horse (Barrier)	1980 to	1800m to	1600m to	1400m to	1200m to	1000m to	800m to	600m to	400m to	200m to	Total or	Margin
4th	5	A Dancing Rock... (4)	1800m	1600m	1400m	1200m	1000m	800m	600m	400m	200m	WP	Average	
		Position in running (margin)	-	4(3.3)	6(6.3)	6(6.4)	7(5.6)	6(5.4)	6(5.3)	6(4.7)	6(5.3)	5(4.6)		1.80
		Sectional time (s)	12.81	15.23	15.97	15.65	16.30	15.77	14.43	14.54	14.07	13.52		
		Cumulative time (s)	148.29	135.48	120.25	104.28	88.63	72.33	56.56	42.13	27.59	13.52	2:28.29	
		Speed (m/s)	14.05	13.13	12.52	12.78	12.27	12.68	13.86	13.76	14.21	14.79	13.35	
		Stride length (m)	6.38	6.41	6.29	6.44	6.19	6.32	6.63	6.71	6.54	6.76	6.46	
		Stride duration (s)	0.449	0.488	0.502	0.504	0.505	0.499	0.478	0.488	0.460	0.457	0.484	
		Stride efficiency (%)	63.68	64.24	61.76	64.81	59.97	62.51	68.65	70.29	66.86	71.33	65.29	
		Stride count	28.20	31.19	31.81	31.06	32.28	31.62	30.17	29.82	30.58	29.60	306.33	

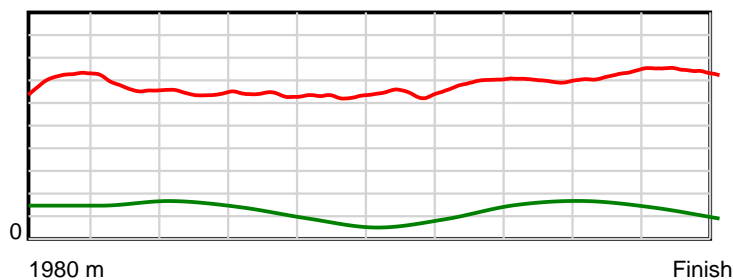
10 m Stride length



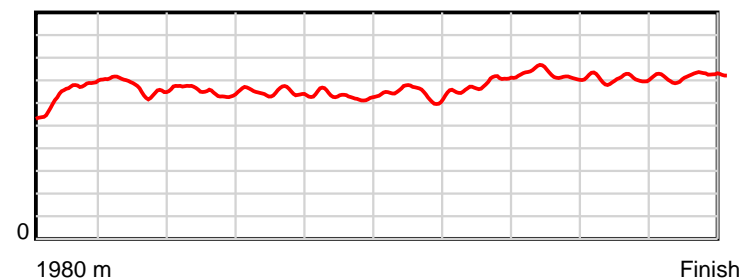
0.6 s Stride duration



20 m/sec Speed



100 % Stride efficiency



Note: Horizontal distance axis grid lines are 200m furlongs.

Disclaimer.

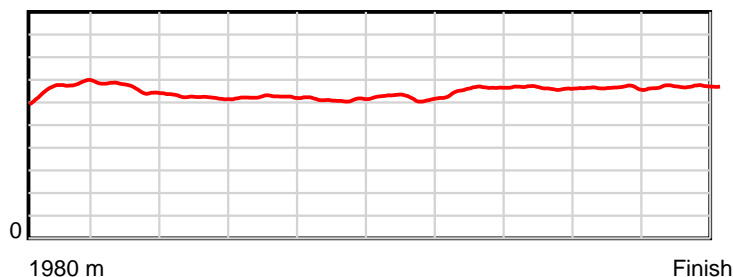
HRNZ and NZMTC and Thoroughbred Ratings Pty Ltd accepts no responsibility for the completeness or accuracy of any of the information contained herein, and makes no representations about its suitability for any particular purpose. Users should make their own judgements about those matters and/or seek independent advice. You assume all risks associated with use of the data provided on this page.

Race Results

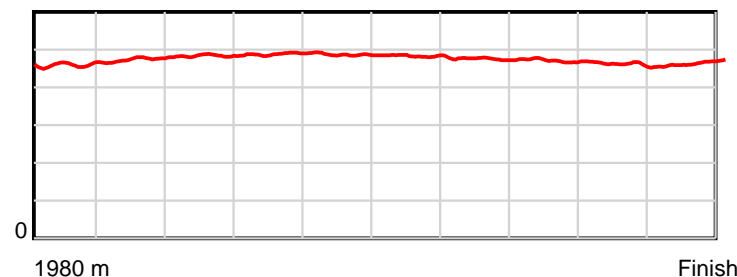
June 22, 2025, Race 5, , Distance 1980m, Addington - Survey 1980m

Result	TAB no.	Horse (Barrier)	1980 to	1800m to	1600m to	1400m to	1200m to	1000m to	800m to	600m to	400m to	200m to	Total or	Margin
5th	9	Brandi Snapp (8)	1800m	1600m	1400m	1200m	1000m	800m	600m	400m	200m	WP	Average	
		Position in running (margin)	-	2(2.1)	2(2.0)	3(2.2)	2(1.7)	2(1.5)	2(1.6)	2(1.0)	2(1.7)	3(2.2)		2.00
		Sectional time (s)	12.67	14.73	15.99	15.69	16.30	15.81	14.43	14.55	14.27	13.88		
		Cumulative time (s)	148.32	135.65	120.92	104.93	89.24	72.94	57.13	42.70	28.15	13.88	2:28.32	
		Speed (m/s)	14.20	13.58	12.51	12.75	12.27	12.65	13.86	13.75	14.02	14.41	13.35	
		Stride length (m)	6.60	6.43	6.05	6.22	5.97	6.10	6.59	6.47	6.46	6.70	6.35	
		Stride duration (s)	0.459	0.474	0.483	0.488	0.487	0.483	0.475	0.471	0.461	0.465	0.476	
		Stride efficiency (%)	68.17	64.64	57.17	60.51	55.77	58.23	67.85	65.38	65.17	70.11	62.98	
		Stride count	27.25	31.10	33.06	32.14	33.48	32.76	30.35	30.92	30.97	29.86	311.89	

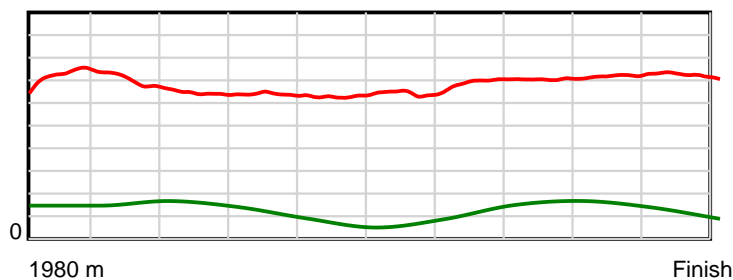
10 m Stride length



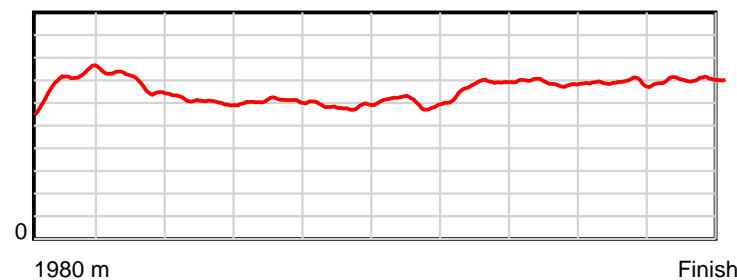
0.6 s Stride duration



20 m/sec Speed



100 % Stride efficiency



Note: Horizontal distance axis grid lines are 200m furlongs.

Disclaimer.

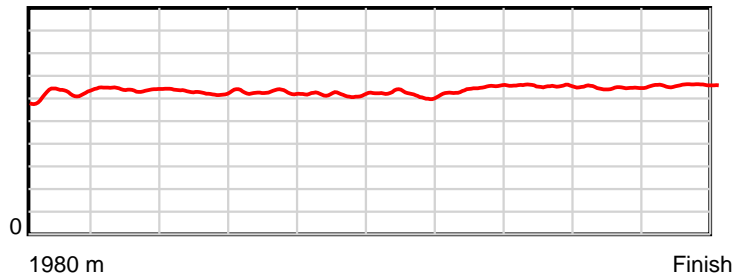
HRNZ and NZMTC and Thoroughbred Ratings Pty Ltd accepts no responsibility for the completeness or accuracy of any of the information contained herein, and makes no representations about its suitability for any particular purpose. Users should make their own judgements about those matters and/or seek independent advice. You assume all risks associated with use of the data provided on this page.

Race Results

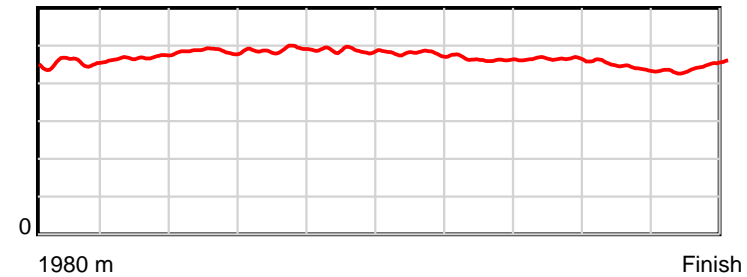
June 22, 2025, Race 5, , Distance 1980m, Addington - Survey 1980m

Result	TAB no.	Horse (Barrier)	1980 to	1800m to	1600m to	1400m to	1200m to	1000m to	800m to	600m to	400m to	200m to	Total or	Margin
6th	4	The Beach Hous... (3)	1800m	1600m	1400m	1200m	1000m	800m	600m	400m	200m	WP	Average	
		Position in running (margin)	-	7(7.0)	7(8.0)	8(8.3)	8(7.8)	8(7.4)	8(7.4)	8(6.9)	8(7.1)	9(6.4)		3.90
		Sectional time (s)	13.42	14.92	16.00	15.69	16.26	15.79	14.45	14.47	14.06	13.60		
		Cumulative time (s)	148.66	135.24	120.32	104.32	88.63	72.37	56.58	42.13	27.66	13.60	2:28.66	
		Speed (m/s)	13.41	13.40	12.50	12.75	12.30	12.67	13.84	13.82	14.22	14.71	13.32	
		Stride length (m)	6.16	6.28	6.07	6.24	5.99	6.07	6.41	6.42	6.30	6.54	6.24	
		Stride duration (s)	0.454	0.469	0.486	0.489	0.487	0.479	0.463	0.465	0.443	0.445	0.469	
		Stride efficiency (%)	59.31	61.72	57.56	60.80	56.09	57.49	64.14	64.48	62.08	66.89	60.94	
		Stride count	29.22	31.82	32.95	32.06	33.38	32.97	31.22	31.14	31.73	30.57	317.06	

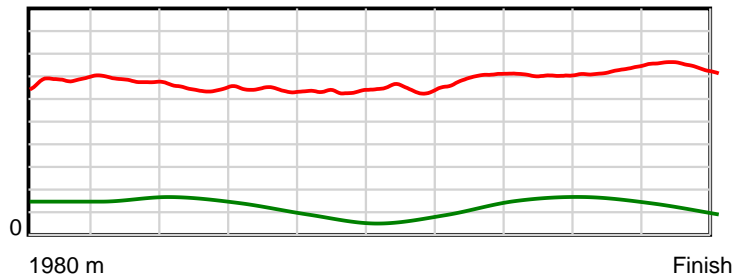
10 m Stride length



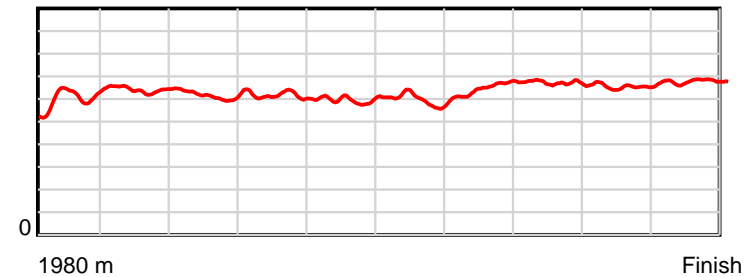
0.6 s Stride duration



20 m/sec Speed



100 % Stride efficiency



Note: Horizontal distance axis grid lines are 200m furlongs.

Disclaimer.

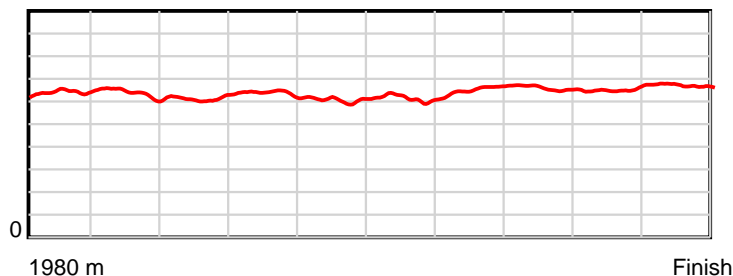
HRNZ and NZMTC and Thoroughbred Ratings Pty Ltd accepts no responsibility for the completeness or accuracy of any of the information contained herein, and makes no representations about its suitability for any particular purpose. Users should make their own judgements about those matters and/or seek independent advice. You assume all risks associated with use of the data provided on this page.

Race Results

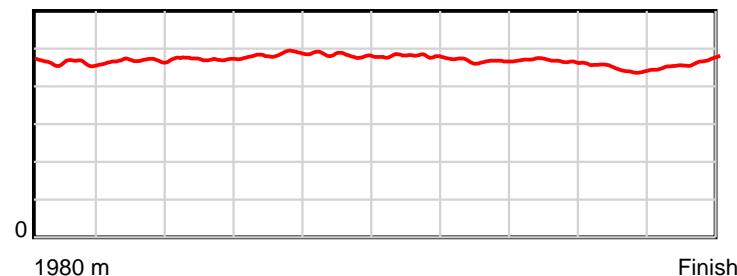
June 22, 2025, Race 5, , Distance 1980m, Addington - Survey 1980m

Result	TAB no.	Horse (Barrier)	1980 to	1800m to	1600m to	1400m to	1200m to	1000m to	800m to	600m to	400m to	200m to	Total or	Margin
7th	11	Impressive Sha... (0)	1800m	1600m	1400m	1200m	1000m	800m	600m	400m	200m	WP	Average	
		Position in running (margin)	-	9(8.6)	8(9.4)	7(8.3)	6(5.5)	7(5.9)	7(6.2)	7(5.6)	7(6.1)	6(5.1)		5.30
		Sectional time (s)	13.85	14.87	15.77	15.32	16.39	15.84	14.43	14.53	14.01	13.91		
		Cumulative time (s)	148.92	135.07	120.20	104.43	89.11	72.72	56.88	42.45	27.92	13.91	2:28.92	
		Speed (m/s)	12.99	13.45	12.68	13.05	12.20	12.63	13.86	13.76	14.28	14.38	13.30	
		Stride length (m)	6.26	6.30	5.99	6.32	5.89	6.07	6.48	6.45	6.37	6.65	6.27	
		Stride duration (s)	0.462	0.468	0.472	0.484	0.483	0.480	0.467	0.468	0.446	0.463	0.472	
		Stride efficiency (%)	61.31	62.00	56.12	62.47	54.24	57.50	65.58	64.93	63.47	69.15	61.44	
		Stride count	28.74	31.75	33.37	31.63	33.95	32.97	30.87	31.03	31.38	30.07	315.76	

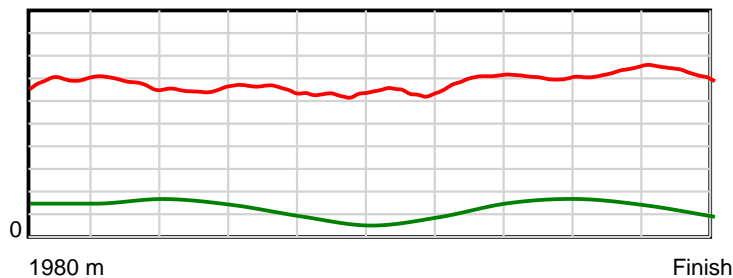
10 m Stride length



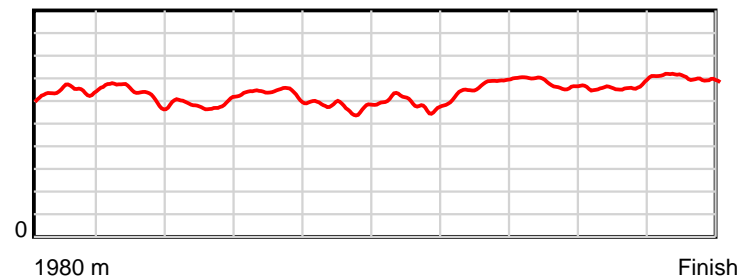
0.6 s Stride duration



20 m/sec Speed



100 % Stride efficiency



Note: Horizontal distance axis grid lines are 200m furlongs.

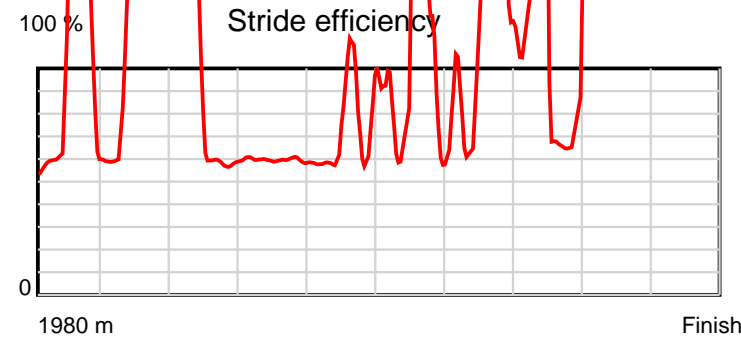
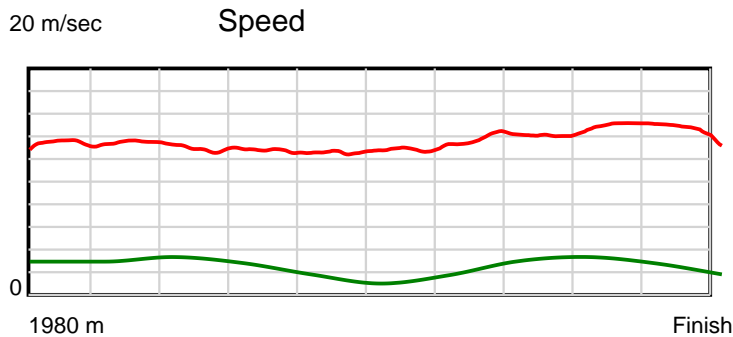
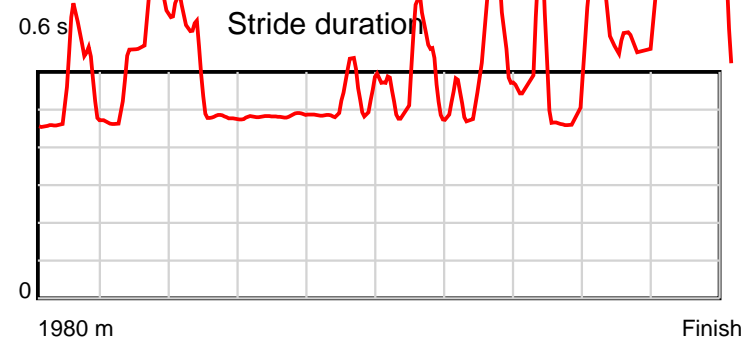
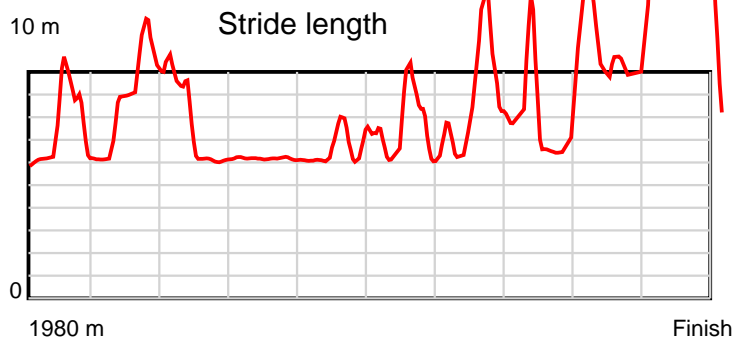
Disclaimer.

HRNZ and NZMTC and Thoroughbred Ratings Pty Ltd accepts no responsibility for the completeness or accuracy of any of the information contained herein, and makes no representations about its suitability for any particular purpose. Users should make their own judgements about those matters and/or seek independent advice. You assume all risks associated with use of the data provided on this page.

Race Results

June 22, 2025, Race 5, , Distance 1980m, Addington - Survey 1980m

Result	TAB no.	Horse (Barrier)	1980 to	1800m to	1600m to	1400m to	1200m to	1000m to	800m to	600m to	400m to	200m to	Total or	Margin
8th	7	Gimmesomelovin (6)	1800m	1600m	1400m	1200m	1000m	800m	600m	400m	200m	WP	Average	
		Position in running (margin)	-	8(8.1)	9(11.4)	9(10.9)	9(9.8)	9(9.8)	9(9.9)	9(8.5)	10(9.1)	8(6.3)		6.80
		Sectional time (s)	13.52	15.30	15.87	15.60	16.32	15.82	14.28	14.55	13.71	14.21		
		Cumulative time (s)	149.18	135.66	120.36	104.49	88.89	72.57	56.75	42.47	27.92	14.21	2:29.18	
		Speed (m/s)	13.31	13.07	12.60	12.82	12.25	12.64	14.01	13.75	14.59	14.07	13.27	
		Stride length (m)	6.98	7.38	6.45	6.20	6.25	6.44	7.97	7.40	10.43	8.35	7.21	
		Stride duration (s)	0.522	0.565	0.512	0.484	0.510	0.510	0.569	0.538	0.715	0.593	0.544	
		Stride efficiency (%)	76.11	85.20	64.96	60.11	61.00	64.88	99.36	85.54	170.00	108.96	81.34	
		Stride count	25.79	27.09	31.02	32.25	32.01	31.04	25.08	27.03	19.17	23.95	274.43	



Note: Horizontal distance axis grid lines are 200m furlongs.

Disclaimer.

HRNZ and NZMTC and Thoroughbred Ratings Pty Ltd accepts no responsibility for the completeness or accuracy of any of the information contained herein, and makes no representations about its suitability for any particular purpose. Users should make their own judgements about those matters and/or seek independent advice. You assume all risks associated with use of the data provided on this page.

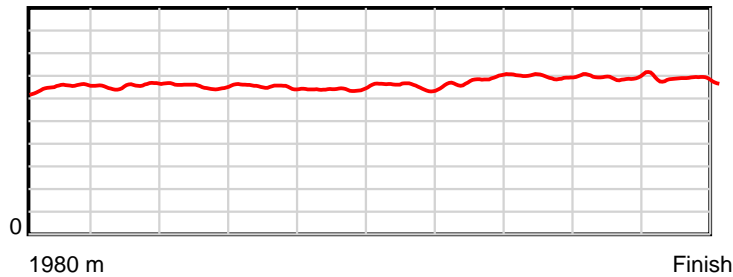


Race Results

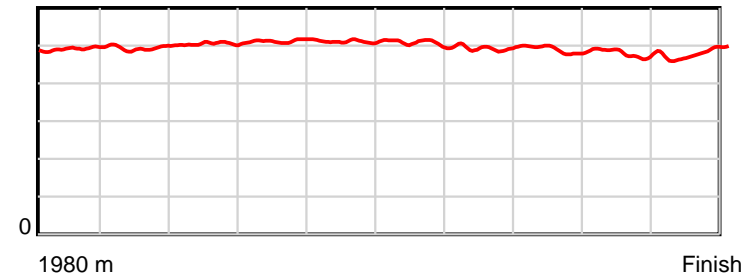
June 22, 2025, Race 5, , Distance 1980m, Addington - Survey 1980m

Result	TAB no.	Horse (Barrier)	1980 to	1800m to	1600m to	1400m to	1200m to	1000m to	800m to	600m to	400m to	200m to	Total or	Margin
9th	8	Sweet Dreams (7)	1800m	1600m	1400m	1200m	1000m	800m	600m	400m	200m	WP	Average	
		Position in running (margin)	-	10(9.1)	10(12.6)	10(12.2)	10(11.6)	10(11.4)	10(11.3)	10(10.5)	9(8.7)	10(7.0)		7.30
		Sectional time (s)	13.76	15.32	15.88	15.67	16.29	15.79	14.38	14.15	13.91	14.12		
		Cumulative time (s)	149.27	135.51	120.19	104.31	88.64	72.35	56.56	42.18	28.03	14.12	2:29.27	
		Speed (m/s)	13.08	13.05	12.59	12.76	12.28	12.67	13.91	14.13	14.38	14.16	13.26	
		Stride length (m)	6.47	6.46	6.36	6.54	6.27	6.41	6.86	6.90	6.88	6.81	6.59	
		Stride duration (s)	0.491	0.494	0.505	0.512	0.511	0.506	0.493	0.488	0.479	0.481	0.497	
		Stride efficiency (%)	65.34	65.11	63.27	66.81	61.48	64.23	73.63	74.48	74.04	72.51	67.87	
		Stride count	27.84	30.98	31.43	30.59	31.89	31.19	29.14	28.97	29.06	29.36	300.45	

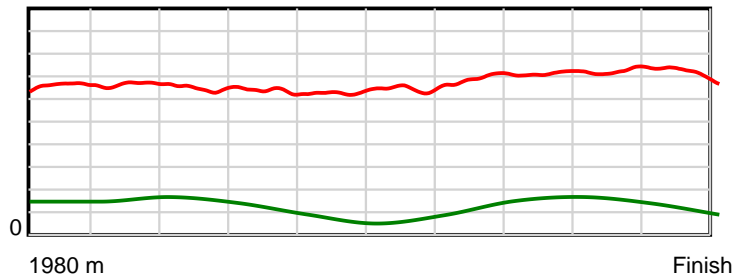
10 m Stride length



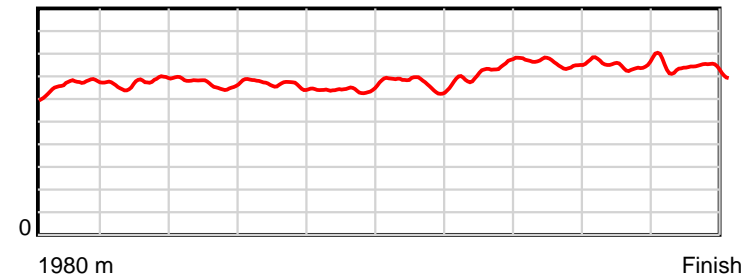
0.6 s Stride duration



20 m/sec Speed



100 % Stride efficiency



Note: Horizontal distance axis grid lines are 200m furlongs.

Disclaimer.

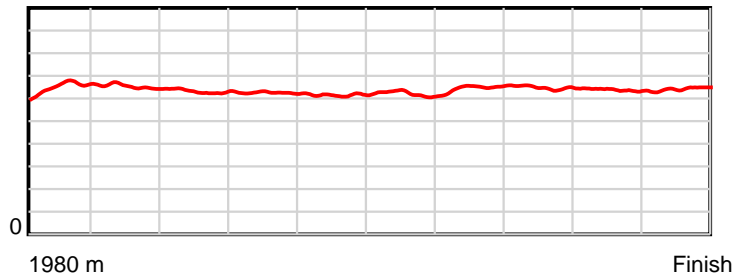
HRNZ and NZMTC and Thoroughbred Ratings Pty Ltd accepts no responsibility for the completeness or accuracy of any of the information contained herein, and makes no representations about its suitability for any particular purpose. Users should make their own judgements about those matters and/or seek independent advice. You assume all risks associated with use of the data provided on this page.

Race Results

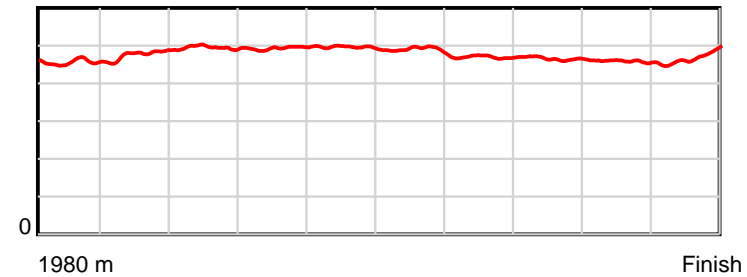
June 22, 2025, Race 5, , Distance 1980m, Addington - Survey 1980m

Result	TAB no.	Horse (Barrier)	1980 to	1800m to	1600m to	1400m to	1200m to	1000m to	800m to	600m to	400m to	200m to	Total or	Margin
10th	10	She's A Jewel (9)	1800m	1600m	1400m	1200m	1000m	800m	600m	400m	200m	WP	Average	
		Position in running (margin)	-	6(4.5)	4(3.9)	5(4.2)	5(3.6)	5(3.7)	5(3.7)	5(3.5)	5(3.7)	7(5.5)		9.40
		Sectional time (s)	12.96	14.64	15.99	15.69	16.34	15.80	14.48	14.48	14.49	14.78		
		Cumulative time (s)	149.65	136.69	122.05	106.06	90.37	74.03	58.23	43.75	29.27	14.78	2:29.65	
		Speed (m/s)	13.88	13.66	12.51	12.75	12.24	12.66	13.81	13.81	13.80	13.53	13.23	
		Stride length (m)	6.49	6.52	6.19	6.29	6.07	6.19	6.48	6.42	6.33	6.38	6.33	
		Stride duration (s)	0.455	0.477	0.495	0.493	0.496	0.489	0.469	0.465	0.458	0.471	0.478	
		Stride efficiency (%)	65.85	66.42	59.86	61.73	57.50	59.94	65.64	64.35	62.54	63.52	62.60	
		Stride count	27.73	30.68	32.32	31.82	32.97	32.29	30.86	31.17	31.61	31.37	312.82	

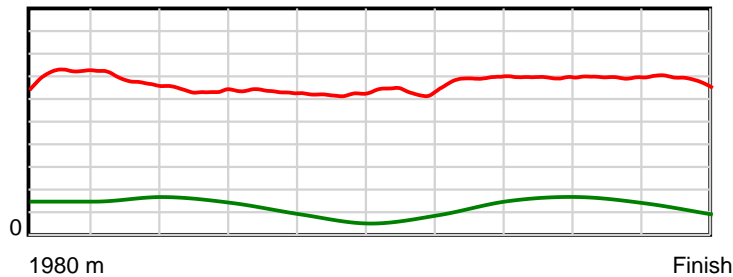
10 m Stride length



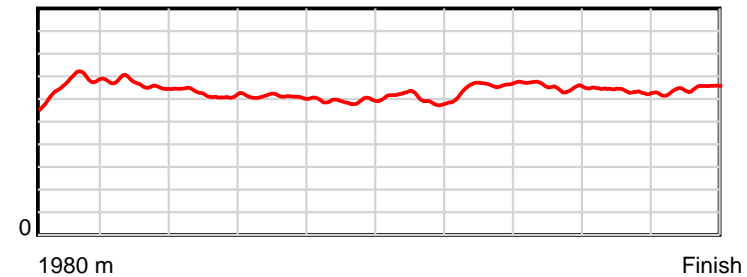
0.6 s Stride duration



20 m/sec Speed



100 % Stride efficiency



Note: Horizontal distance axis grid lines are 200m furlongs.

Disclaimer.

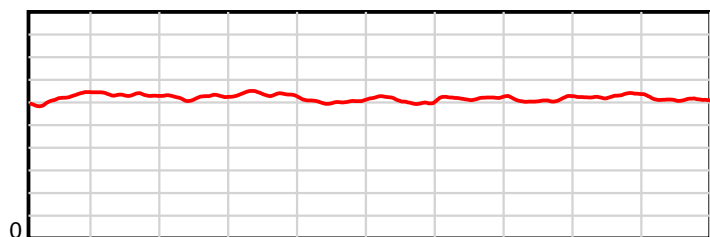
HRNZ and NZMTC and Thoroughbred Ratings Pty Ltd accepts no responsibility for the completeness or accuracy of any of the information contained herein, and makes no representations about its suitability for any particular purpose. Users should make their own judgements about those matters and/or seek independent advice. You assume all risks associated with use of the data provided on this page.

Race Results

June 22, 2025, Race 6, THE YALDHURST HOTEL SILK ROAD WINTER SERIES FINAL (MOB TROT), Distance 1980m, Addington - Survey 1980m

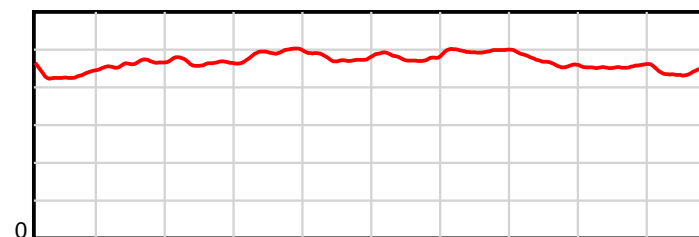
Result	TAB no.	Horse (Barrier)	1980 to	1800m to	1600m to	1400m to	1200m to	1000m to	800m to	600m to	400m to	200m to	Total or	Margin
1st	8	Lottie's Momen... (8)	1800m	1600m	1400m	1200m	1000m	800m	600m	400m	200m	WP	Average	
		Position in running (margin)	-	4(1.8)	5(2.5)	4(3.6)	5(4.3)	4(2.6)	4(3.3)	4(3.4)	4(2.1)	3(1.5)		0.00
		Sectional time (s)	12.81	14.89	14.99	15.55	16.02	16.04	16.03	15.23	14.47	14.35		
		Cumulative time (s)	150.38	137.57	122.68	107.69	92.14	76.12	60.08	44.05	28.82	14.35	2:30.38	
		Speed (m/s)	14.05	13.43	13.34	12.86	12.48	12.47	12.48	13.13	13.82	13.94	13.17	
		Stride length (m)	6.14	6.22	6.22	6.34	5.97	5.99	6.19	6.10	6.28	6.14	6.16	
		Stride duration (s)	0.432	0.463	0.466	0.493	0.478	0.481	0.496	0.465	0.454	0.441	0.468	
		Stride efficiency (%)	58.83	60.50	60.42	62.72	55.65	56.14	59.96	58.24	61.67	59.01	59.26	
		Stride count	29.34	32.14	32.16	31.57	33.51	33.37	32.29	32.76	31.84	32.55	321.53	

10 m Stride length



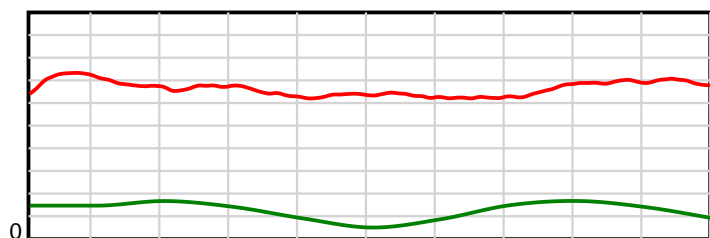
1980 m Finish

0.6 s Stride duration



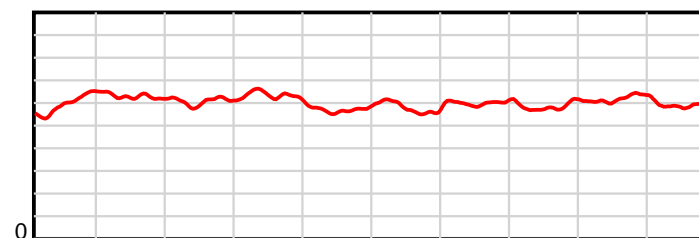
1980 m Finish

20 m/sec Speed



1980 m Finish

100 % Stride efficiency



1980 m Finish

Note: Horizontal distance axis grid lines are 200m furlongs.

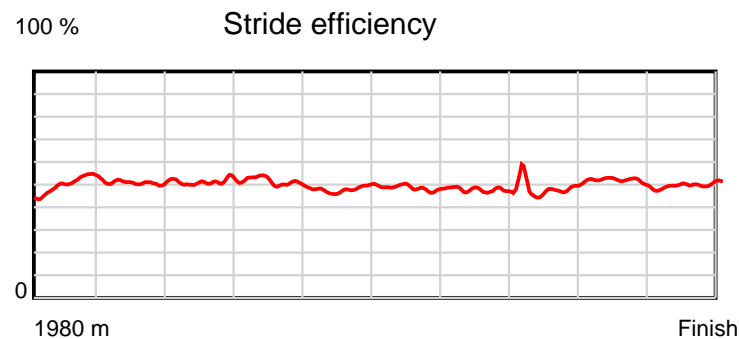
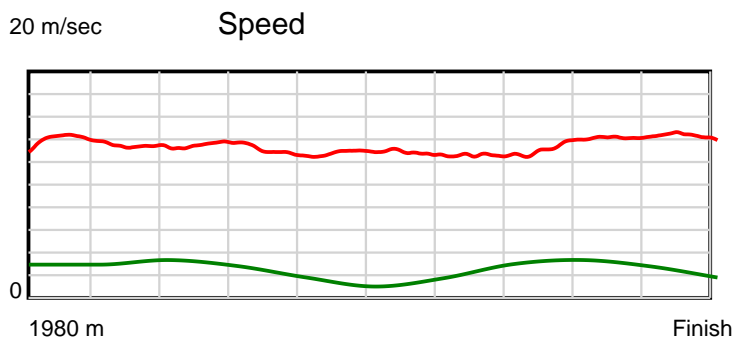
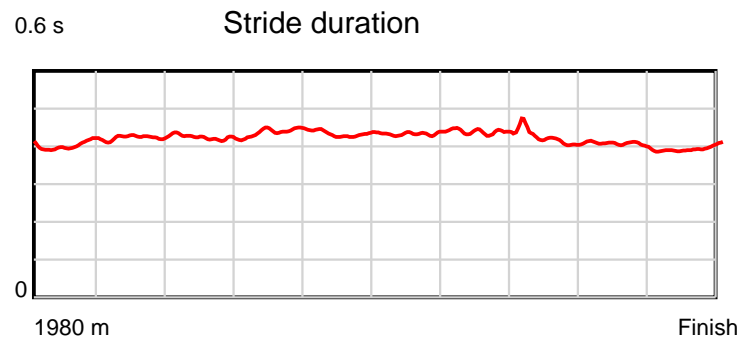
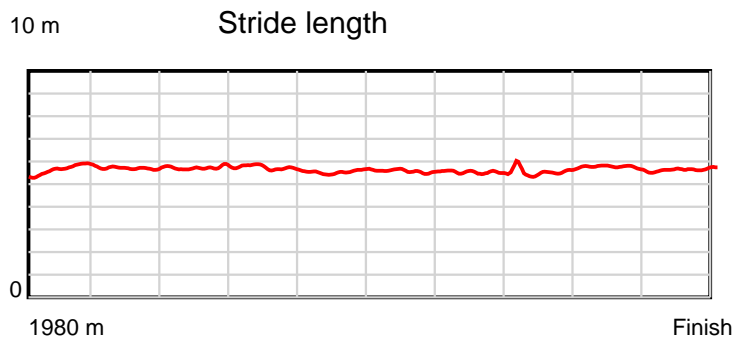
Disclaimer.

HRNZ and NZMTC and Thoroughbred Ratings Pty Ltd accepts no responsibility for the completeness or accuracy of any of the information contained herein, and makes no representations about its suitability for any particular purpose. Users should make their own judgements about those matters and/or seek independent advice. You assume all risks associated with use of the data provided on this page.

Race Results

June 22, 2025, Race 6, THE YALDHURST HOTEL SILK ROAD WINTER SERIES FINAL (MOB TROT), Distance 1980m, Addington - Survey 1980m

Result	TAB no.	Horse (Barrier)	1980 to	1800m to	1600m to	1400m to	1200m to	1000m to	800m to	600m to	400m to	200m to	Total or	Margin
2nd	4	Buffy Northsta... (4)	1800m	1600m	1400m	1200m	1000m	800m	600m	400m	200m	WP	Average	
		Position in running (margin)	-	9(3.5)	10(6.9)	8(8.4)	9(8.8)	8(6.9)	8(6.8)	8(6.9)	8(5.9)	7(5.3)		0.80
		Sectional time (s)	12.95	15.33	15.07	15.49	15.99	15.90	16.04	15.27	14.47	14.02		
		Cumulative time (s)	150.53	137.58	122.25	107.18	91.69	75.70	59.80	43.76	28.49	14.02	2:30.53	
		Speed (m/s)	13.90	13.05	13.27	12.91	12.51	12.58	12.47	13.10	13.82	14.27	13.15	
		Stride length (m)	5.58	5.52	5.62	5.68	5.41	5.46	5.45	5.51	5.59	5.66	5.55	
		Stride duration (s)	0.402	0.423	0.424	0.440	0.433	0.434	0.437	0.421	0.404	0.397	0.422	
		Stride efficiency (%)	48.68	47.69	49.39	50.33	45.81	46.52	46.46	47.41	48.78	50.03	48.07	
		Stride count	32.25	36.20	35.57	35.24	36.94	36.65	36.68	36.31	35.80	35.35	356.99	



Note: Horizontal distance axis grid lines are 200m furlongs.

Disclaimer.

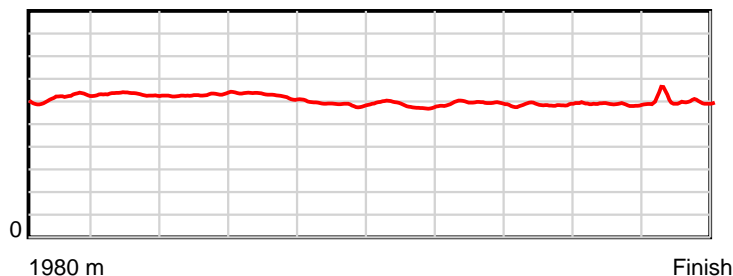
HRNZ and NZMTC and Thoroughbred Ratings Pty Ltd accepts no responsibility for the completeness or accuracy of any of the information contained herein, and makes no representations about its suitability for any particular purpose. Users should make their own judgements about those matters and/or seek independent advice. You assume all risks associated with use of the data provided on this page.

Race Results

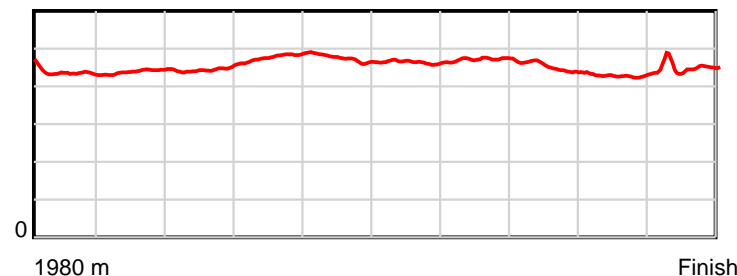
June 22, 2025, Race 6, THE YALDHURST HOTEL SILK ROAD WINTER SERIES FINAL (MOB TROT), Distance 1980m, Addington - Survey 1980m

Result	TAB no.	Horse (Barrier)	1980 to	1800m to	1600m to	1400m to	1200m to	1000m to	800m to	600m to	400m to	200m to	Total or	Margin
3rd	9	Freya (9)	1800m	1600m	1400m	1200m	1000m	800m	600m	400m	200m	WP	Average	
		Position in running (margin)	-	6(3.4)	3(1.9)	1(0.0)	1(0.0)	1(0.0)	1(0.0)	1(0.0)	1(0.0)	2(1.0)		1.60
		Sectional time (s)	12.91	14.52	14.49	15.43	16.31	15.92	16.01	15.44	14.73	14.92		
		Cumulative time (s)	150.68	137.77	123.25	108.76	93.33	77.02	61.10	45.09	29.65	14.92	2:30.68	
		Speed (m/s)	13.94	13.77	13.80	12.96	12.26	12.56	12.49	12.95	13.58	13.40	13.14	
		Stride length (m)	6.04	6.05	6.14	6.21	5.80	5.83	5.89	5.83	5.81	6.02	5.96	
		Stride duration (s)	0.434	0.440	0.445	0.479	0.473	0.464	0.472	0.450	0.428	0.449	0.453	
		Stride efficiency (%)	57.08	57.28	59.00	60.27	52.49	53.04	54.29	53.18	52.69	56.57	55.48	
		Stride count	29.78	33.03	32.55	32.20	34.51	34.33	33.93	34.28	34.44	33.24	332.29	

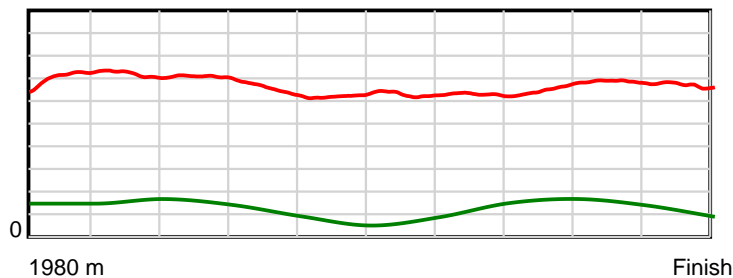
10 m Stride length



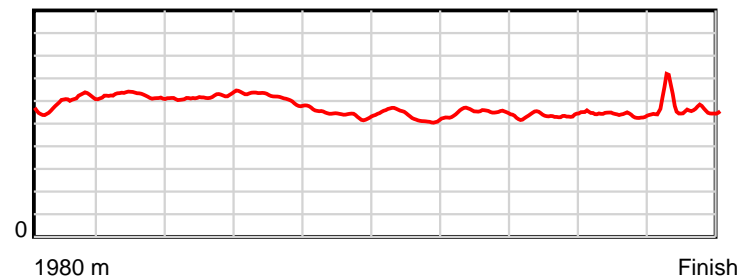
0.6 s Stride duration



20 m/sec Speed



100 % Stride efficiency



Note: Horizontal distance axis grid lines are 200m furlongs.

Disclaimer.

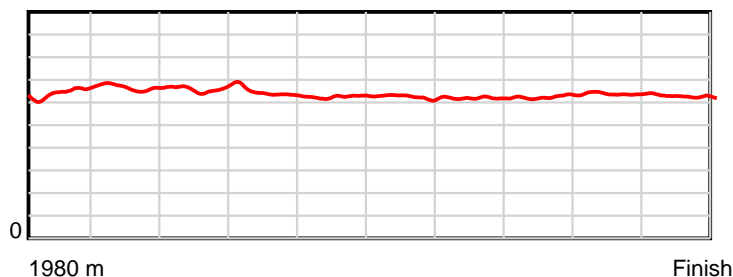
HRNZ and NZMTC and Thoroughbred Ratings Pty Ltd accepts no responsibility for the completeness or accuracy of any of the information contained herein, and makes no representations about its suitability for any particular purpose. Users should make their own judgements about those matters and/or seek independent advice. You assume all risks associated with use of the data provided on this page.

Race Results

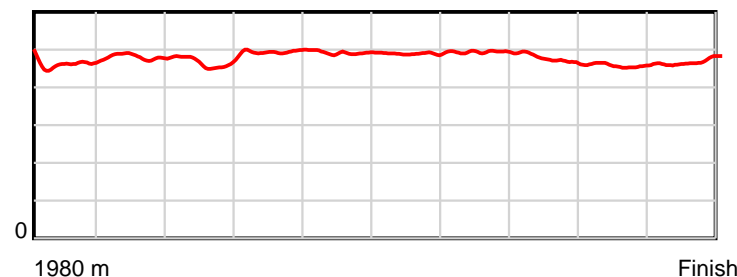
June 22, 2025, Race 6, THE YALDHURST HOTEL SILK ROAD WINTER SERIES FINAL (MOB TROT), Distance 1980m, Addington - Survey 1980m

Result	TAB no.	Horse (Barrier)	1980 to	1800m to	1600m to	1400m to	1200m to	1000m to	800m to	600m to	400m to	200m to	Total or	Margin
4th	7	Love Walked In (7)	1800m	1600m	1400m	1200m	1000m	800m	600m	400m	200m	WP	Average	
		Position in running (margin)	-	8(3.5)	6(4.1)	3(2.1)	3(2.5)	2(1.2)	2(1.4)	2(1.5)	2(0.3)	1(0.0)		1.80
		Sectional time (s)	12.91	14.87	14.46	15.50	16.09	15.95	16.04	15.24	14.51	15.14		
		Cumulative time (s)	150.71	137.80	122.93	108.47	92.97	76.88	60.93	44.89	29.65	15.14	2:30.71	
		Speed (m/s)	13.94	13.45	13.83	12.90	12.43	12.54	12.47	13.12	13.78	13.21	13.14	
		Stride length (m)	6.39	6.46	6.48	6.38	6.10	6.14	6.15	6.21	6.32	6.20	6.28	
		Stride duration (s)	0.460	0.481	0.468	0.495	0.491	0.490	0.493	0.473	0.459	0.469	0.478	
		Stride efficiency (%)	63.71	65.29	65.53	63.64	58.21	58.85	59.16	60.24	62.49	60.02	61.61	
		Stride count	28.19	30.94	30.88	31.34	32.77	32.59	32.51	32.21	31.63	32.27	315.33	

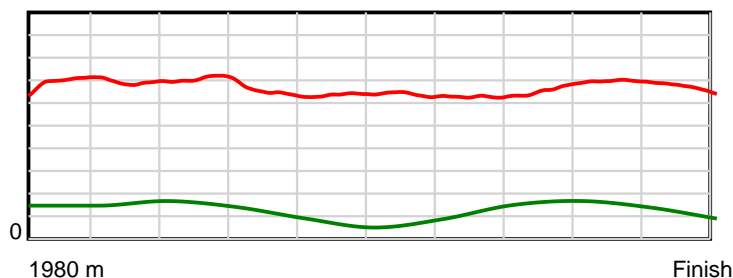
10 m Stride length



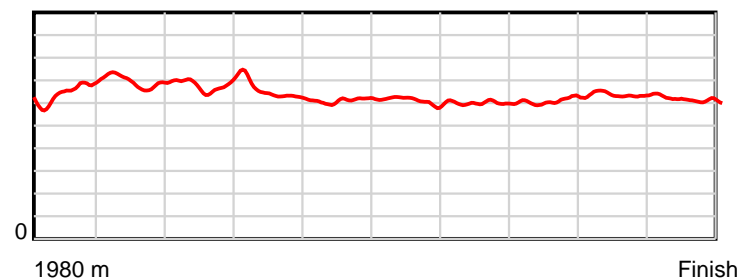
0.6 s Stride duration



20 m/sec Speed



100 % Stride efficiency



Note: Horizontal distance axis grid lines are 200m furlongs.

Disclaimer.

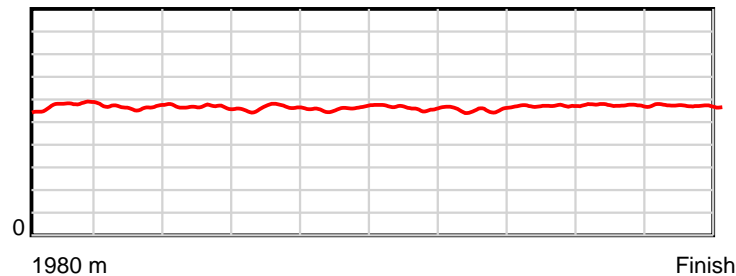
HRNZ and NZMTC and Thoroughbred Ratings Pty Ltd accepts no responsibility for the completeness or accuracy of any of the information contained herein, and makes no representations about its suitability for any particular purpose. Users should make their own judgements about those matters and/or seek independent advice. You assume all risks associated with use of the data provided on this page.

Race Results

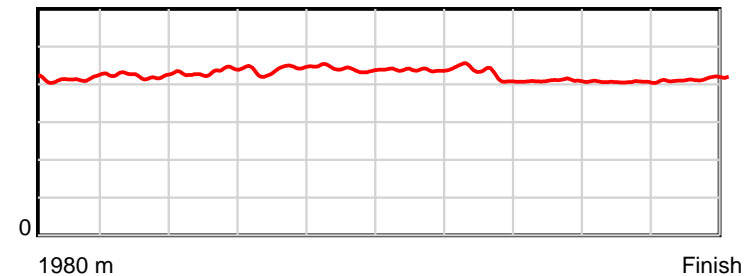
June 22, 2025, Race 6, THE YALDHURST HOTEL SILK ROAD WINTER SERIES FINAL (MOB TROT), Distance 1980m, Addington - Survey 1980m

Result	TAB no.	Horse (Barrier)	1980 to	1800m to	1600m to	1400m to	1200m to	1000m to	800m to	600m to	400m to	200m to	Total or	Margin
5th	13	Holly Highland... (13)	1800m	1600m	1400m	1200m	1000m	800m	600m	400m	200m	WP	Average	
		Position in running (margin)	-	10(5.5)	11(8.2)	13(13.5)	13(13.9)	13(12.4)	13(12.3)	10(8.7)	5(3.9)	6(3.6)		2.50
		Sectional time (s)	13.45	15.23	15.68	15.50	16.06	15.90	15.43	14.64	14.52	14.41		
		Cumulative time (s)	150.82	137.37	122.14	106.46	90.96	74.90	59.00	43.57	28.93	14.41	2:30.82	
		Speed (m/s)	13.38	13.13	12.76	12.90	12.45	12.58	12.96	13.66	13.77	13.88	13.13	
		Stride length (m)	5.71	5.55	5.53	5.67	5.49	5.52	5.55	5.60	5.60	5.75	5.60	
		Stride duration (s)	0.414	0.423	0.434	0.440	0.441	0.439	0.428	0.410	0.407	0.414	0.426	
		Stride efficiency (%)	51.03	48.21	47.87	50.28	47.07	47.61	48.17	49.00	49.09	51.67	48.95	
		Stride count	31.50	36.01	36.14	35.26	36.44	36.23	36.02	35.72	35.68	34.78	353.78	

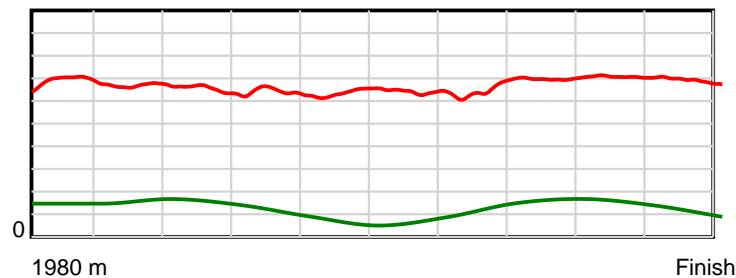
10 m Stride length



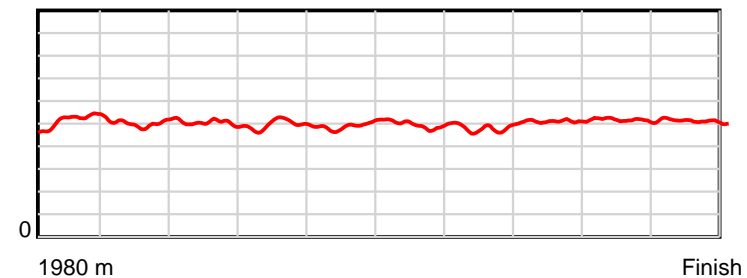
0.6 s Stride duration



20 m/sec Speed



100 % Stride efficiency



Note: Horizontal distance axis grid lines are 200m furlongs.

Disclaimer.

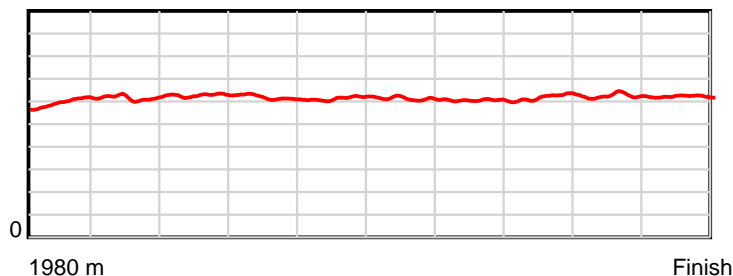
HRNZ and NZMTC and Thoroughbred Ratings Pty Ltd accepts no responsibility for the completeness or accuracy of any of the information contained herein, and makes no representations about its suitability for any particular purpose. Users should make their own judgements about those matters and/or seek independent advice. You assume all risks associated with use of the data provided on this page.

Race Results

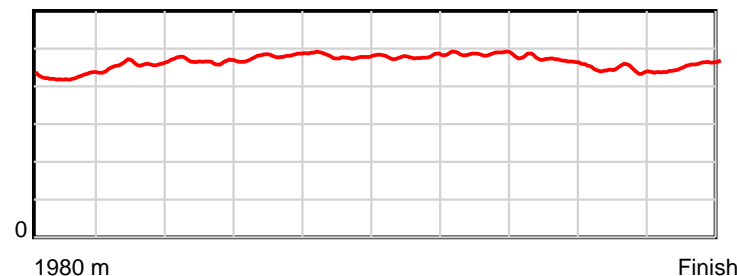
June 22, 2025, Race 6, THE YALDHURST HOTEL SILK ROAD WINTER SERIES FINAL (MOB TROT), Distance 1980m, Addington - Survey 1980m

Result	TAB no.	Horse (Barrier)	1980 to	1800m to	1600m to	1400m to	1200m to	1000m to	800m to	600m to	400m to	200m to	Total or	Margin
6th	3	Yosemite (3)	1800m	1600m	1400m	1200m	1000m	800m	600m	400m	200m	WP	Average	
		Position in running (margin)	-	5(3.3)	7(4.6)	6(6.1)	7(6.6)	6(4.8)	6(5.0)	6(4.7)	6(4.0)	4(2.7)		2.60
		Sectional time (s)	13.13	15.00	15.05	15.51	16.01	15.96	15.96	15.33	14.34	14.56		
		Cumulative time (s)	150.85	137.72	122.72	107.67	92.16	76.15	60.19	44.23	28.90	14.56	2:30.85	
		Speed (m/s)	13.71	13.33	13.29	12.89	12.49	12.53	12.53	13.05	13.95	13.74	13.13	
		Stride length (m)	5.92	6.11	6.21	6.20	6.00	6.00	6.09	6.13	6.19	6.25	6.11	
		Stride duration (s)	0.425	0.458	0.467	0.481	0.480	0.479	0.486	0.470	0.444	0.455	0.465	
		Stride efficiency (%)	54.71	58.33	60.21	60.05	56.17	56.32	57.87	58.79	59.91	61.01	58.32	
		Stride count	30.42	32.74	32.22	32.26	33.36	33.32	32.86	32.61	32.30	32.01	324.10	

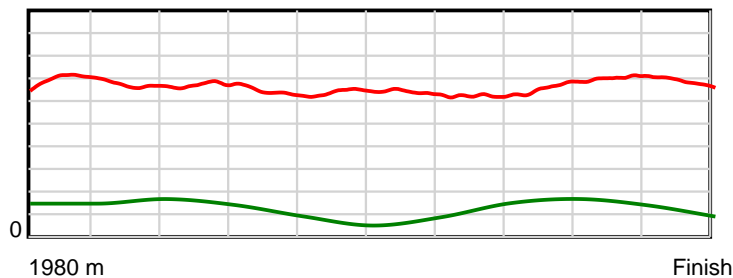
10 m Stride length



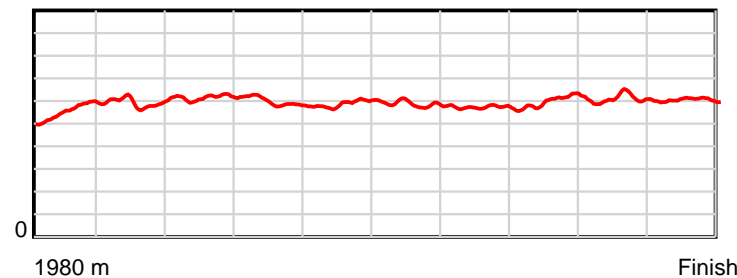
0.6 s Stride duration



20 m/sec Speed



100 % Stride efficiency



Note: Horizontal distance axis grid lines are 200m furlongs.

Disclaimer.

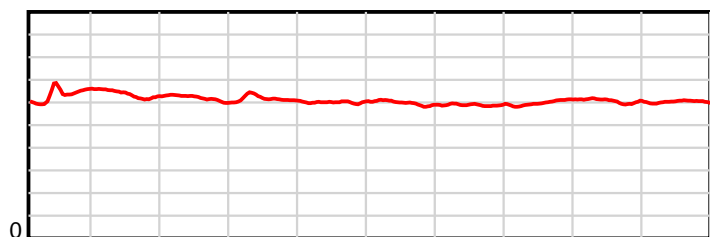
HRNZ and NZMTC and Thoroughbred Ratings Pty Ltd accepts no responsibility for the completeness or accuracy of any of the information contained herein, and makes no representations about its suitability for any particular purpose. Users should make their own judgements about those matters and/or seek independent advice. You assume all risks associated with use of the data provided on this page.

Race Results

June 22, 2025, Race 6, THE YALDHURST HOTEL SILK ROAD WINTER SERIES FINAL (MOB TROT), Distance 1980m, Addington - Survey 1980m

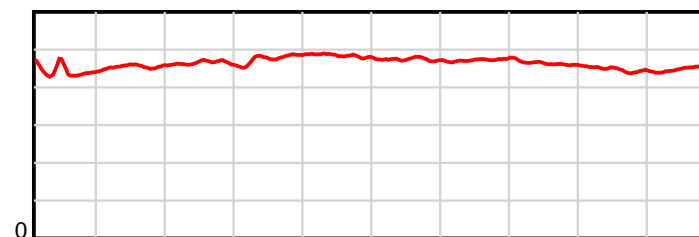
Result	TAB no.	Horse (Barrier)	1980 to	1800m to	1600m to	1400m to	1200m to	1000m to	800m to	600m to	400m to	200m to	Total or	Margin
7th	6	Waihemo Hannah (6)	1800m	1600m	1400m	1200m	1000m	800m	600m	400m	200m	WP	Average	
		Position in running (margin)	-	2(0.6)	1(0.0)	2(1.9)	2(2.1)	3(1.3)	3(2.1)	3(2.4)	3(1.9)	5(3.0)		4.60
		Sectional time (s)	12.51	14.67	15.11	15.48	16.18	16.05	16.06	15.36	14.74	15.04		
		Cumulative time (s)	151.20	138.69	124.02	108.91	93.43	77.25	61.20	45.14	29.78	15.04	2:31.20	
		Speed (m/s)	14.39	13.63	13.24	12.92	12.36	12.46	12.45	13.02	13.57	13.30	13.10	
		Stride length (m)	6.30	6.20	6.15	6.18	5.97	5.90	5.89	6.02	6.05	6.03	6.06	
		Stride duration (s)	0.438	0.455	0.465	0.478	0.483	0.474	0.473	0.462	0.446	0.454	0.463	
		Stride efficiency (%)	62.01	60.04	59.08	59.71	55.75	54.41	54.24	56.60	57.25	56.89	57.48	
		Stride count	28.57	32.27	32.53	32.36	33.48	33.89	33.95	33.23	33.04	33.15	326.47	

10 m Stride length



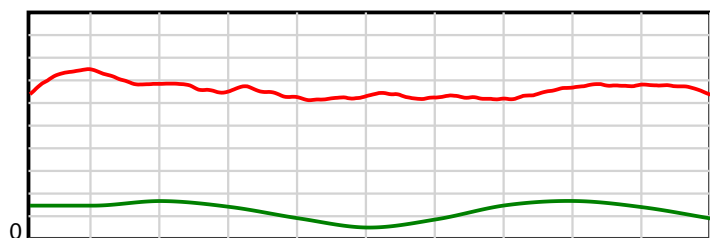
1980 m Finish

0.6 s Stride duration



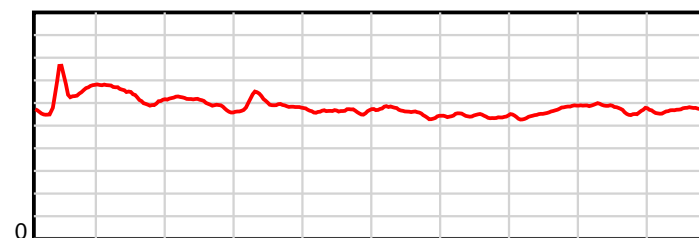
1980 m Finish

20 m/sec Speed



1980 m Finish

100 % Stride efficiency



1980 m Finish

Note: Horizontal distance axis grid lines are 200m furlongs.

Disclaimer.

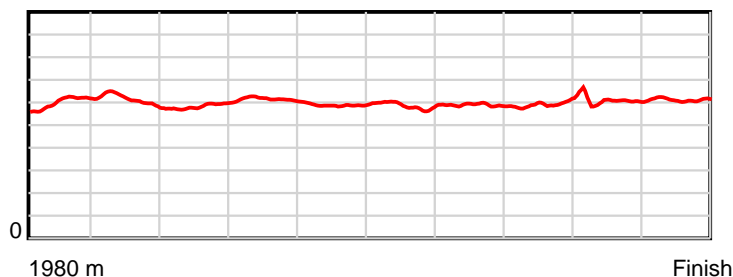
HRNZ and NZMTC and Thoroughbred Ratings Pty Ltd accepts no responsibility for the completeness or accuracy of any of the information contained herein, and makes no representations about its suitability for any particular purpose. Users should make their own judgements about those matters and/or seek independent advice. You assume all risks associated with use of the data provided on this page.

Race Results

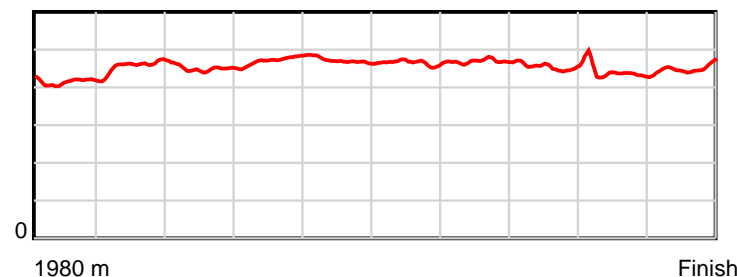
June 22, 2025, Race 6, THE YALDHURST HOTEL SILK ROAD WINTER SERIES FINAL (MOB TROT), Distance 1980m, Addington - Survey 1980m

Result	TAB no.	Horse (Barrier)	1980 to	1800m to	1600m to	1400m to	1200m to	1000m to	800m to	600m to	400m to	200m to	Total or	Margin
8th	2	Aradne (2)	1800m	1600m	1400m	1200m	1000m	800m	600m	400m	200m	WP	Average	
		Position in running (margin)	-	3(0.8)	4(2.4)	7(6.2)	6(6.6)	7(5.5)	7(6.1)	7(6.5)	9(6.1)	8(5.7)		5.60
		Sectional time (s)	12.65	15.04	15.44	15.49	16.13	16.03	16.07	15.38	14.50	14.66		
		Cumulative time (s)	151.39	138.74	123.70	108.26	92.77	76.64	60.61	44.54	29.16	14.66	2:31.39	
		Speed (m/s)	14.23	13.30	12.95	12.91	12.40	12.48	12.45	13.00	13.79	13.64	13.08	
		Stride length (m)	5.94	6.11	5.82	6.10	5.83	5.80	5.83	5.91	6.03	6.16	5.95	
		Stride duration (s)	0.414	0.459	0.450	0.472	0.470	0.465	0.468	0.455	0.437	0.452	0.455	
		Stride efficiency (%)	55.14	58.35	53.00	58.09	53.17	52.61	53.10	54.63	56.85	59.34	55.35	
		Stride count	30.30	32.73	34.34	32.80	34.29	34.47	34.31	33.83	33.16	32.46	332.69	

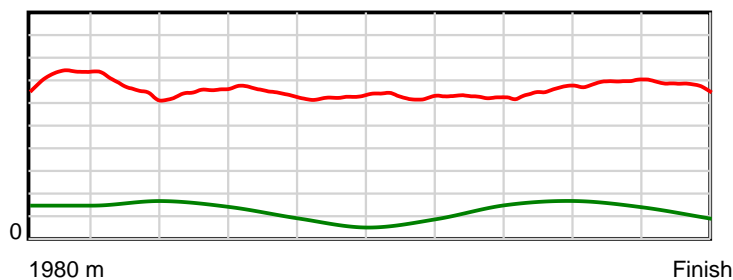
10 m Stride length



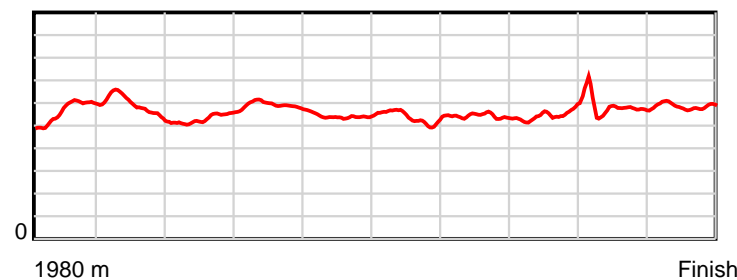
0.6 s Stride duration



20 m/sec Speed



100 % Stride efficiency



Note: Horizontal distance axis grid lines are 200m furlongs.

Disclaimer.

HRNZ and NZMTC and Thoroughbred Ratings Pty Ltd accepts no responsibility for the completeness or accuracy of any of the information contained herein, and makes no representations about its suitability for any particular purpose. Users should make their own judgements about those matters and/or seek independent advice. You assume all risks associated with use of the data provided on this page.

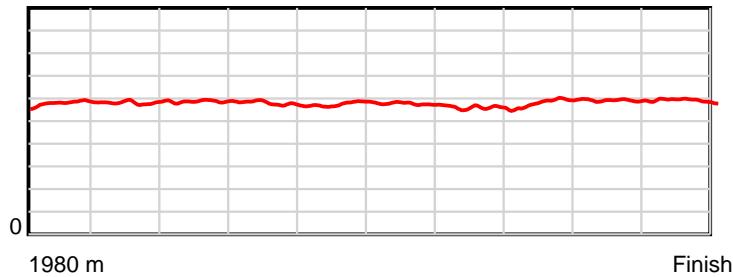


Race Results

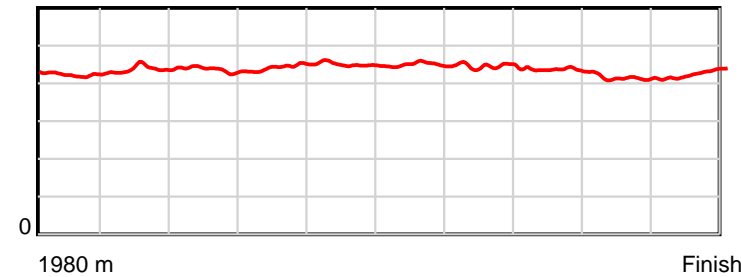
June 22, 2025, Race 6, THE YALDHURST HOTEL SILK ROAD WINTER SERIES FINAL (MOB TROT), Distance 1980m, Addington - Survey 1980m

Result	TAB no.	Horse (Barrier)	1980 to	1800m to	1600m to	1400m to	1200m to	1000m to	800m to	600m to	400m to	200m to	Total or	Margin
9th	14	Who's Queen (14)	1800m	1600m	1400m	1200m	1000m	800m	600m	400m	200m	WP	Average	
		Position in running (margin)	-	13(7.6)	13(10.6)	12(12.1)	12(11.9)	12(10.5)	12(10.4)	13(10.8)	13(9.8)	11(8.8)		7.50
		Sectional time (s)	13.64	15.26	15.06	15.40	16.07	15.91	16.08	15.26	14.40	14.64		
		Cumulative time (s)	151.72	138.08	122.82	107.76	92.36	76.29	60.38	44.30	29.04	14.64	2:31.72	
		Speed (m/s)	13.20	13.11	13.28	12.99	12.45	12.57	12.44	13.11	13.89	13.66	13.05	
		Stride length (m)	5.73	5.73	5.80	5.75	5.61	5.64	5.54	5.72	5.74	5.84	5.71	
		Stride duration (s)	0.423	0.437	0.437	0.442	0.450	0.449	0.446	0.436	0.413	0.428	0.437	
		Stride efficiency (%)	51.22	51.26	52.65	51.58	49.11	49.79	48.00	51.10	51.46	53.39	50.92	
		Stride count	31.44	34.92	34.45	34.81	35.68	35.43	36.09	34.97	34.85	34.22	346.86	

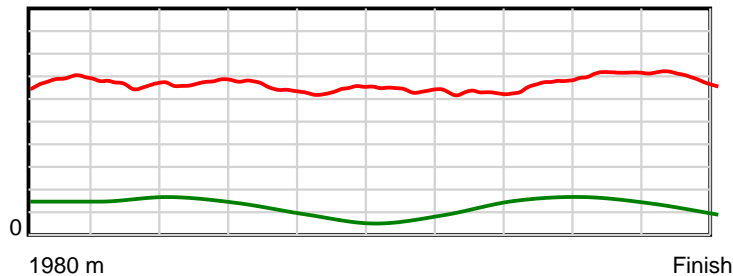
10 m Stride length



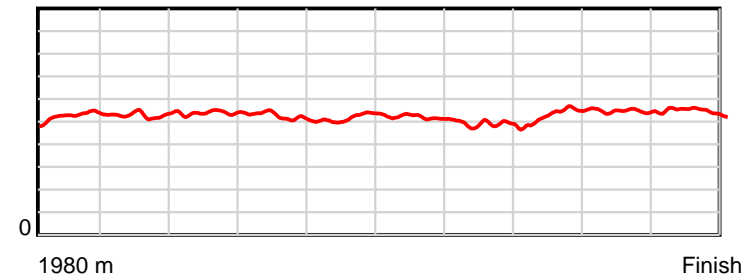
0.6 s Stride duration



20 m/sec Speed



100 % Stride efficiency



Note: Horizontal distance axis grid lines are 200m furlongs.

Disclaimer.

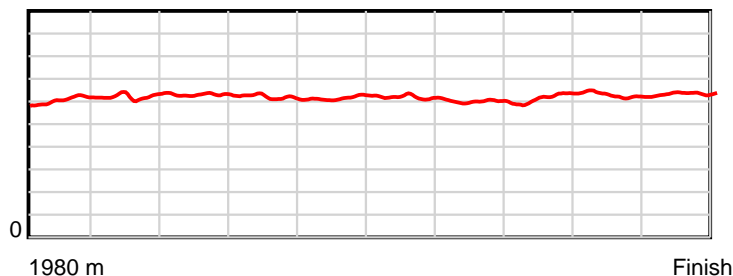
HRNZ and NZMTC and Thoroughbred Ratings Pty Ltd accepts no responsibility for the completeness or accuracy of any of the information contained herein, and makes no representations about its suitability for any particular purpose. Users should make their own judgements about those matters and/or seek independent advice. You assume all risks associated with use of the data provided on this page.

Race Results

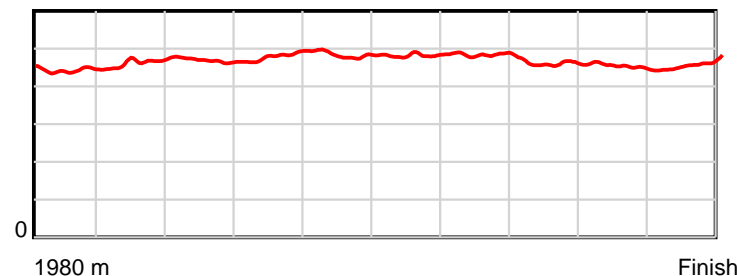
June 22, 2025, Race 6, THE YALDHURST HOTEL SILK ROAD WINTER SERIES FINAL (MOB TROT), Distance 1980m, Addington - Survey 1980m

Result	TAB no.	Horse (Barrier)	1980 to	1800m to	1600m to	1400m to	1200m to	1000m to	800m to	600m to	400m to	200m to	Total or	Margin
10th	12	Lotus Franco (12)	1800m	1600m	1400m	1200m	1000m	800m	600m	400m	200m	WP	Average	
		Position in running (margin)	-	12(6.8)	12(8.4)	10(10.4)	10(10.1)	10(8.4)	10(8.8)	11(9.1)	10(8.1)	13(9.4)		8.20
		Sectional time (s)	13.70	15.05	15.13	15.39	16.02	15.98	16.07	15.28	14.79	14.45		
		Cumulative time (s)	151.86	138.16	123.11	107.98	92.59	76.57	60.59	44.52	29.24	14.45	2:31.86	
		Speed (m/s)	13.14	13.29	13.22	13.00	12.48	12.52	12.45	13.09	13.52	13.84	13.04	
		Stride length (m)	6.02	6.14	6.20	6.23	6.04	6.03	6.02	6.02	6.12	6.36	6.12	
		Stride duration (s)	0.442	0.462	0.469	0.480	0.483	0.482	0.484	0.460	0.453	0.460	0.469	
		Stride efficiency (%)	56.59	58.98	60.10	60.68	56.93	56.83	56.71	56.71	58.60	63.30	58.51	
		Stride count	29.91	32.55	32.25	32.09	33.13	33.16	33.20	33.20	32.66	31.42	323.57	

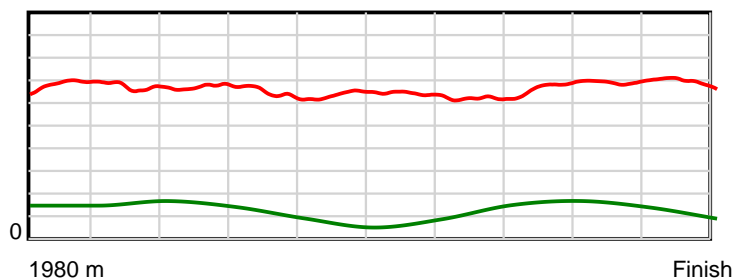
10 m Stride length



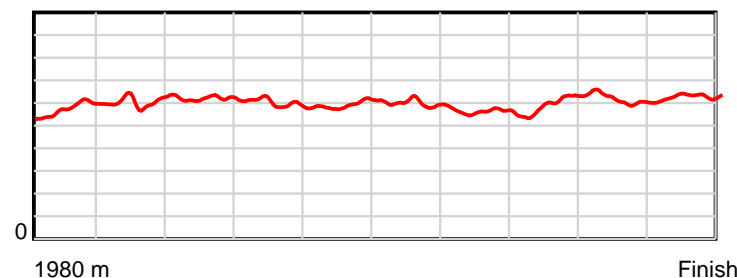
0.6 s Stride duration



20 m/sec Speed



100 % Stride efficiency



Note: Horizontal distance axis grid lines are 200m furlongs.

Disclaimer.

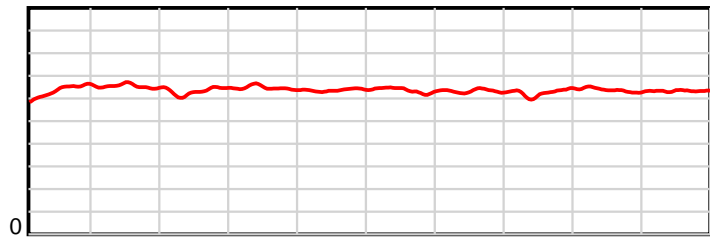
HRNZ and NZMTC and Thoroughbred Ratings Pty Ltd accepts no responsibility for the completeness or accuracy of any of the information contained herein, and makes no representations about its suitability for any particular purpose. Users should make their own judgements about those matters and/or seek independent advice. You assume all risks associated with use of the data provided on this page.

Race Results

June 22, 2025, Race 6, THE YALDHURST HOTEL SILK ROAD WINTER SERIES FINAL (MOB TROT), Distance 1980m, Addington - Survey 1980m

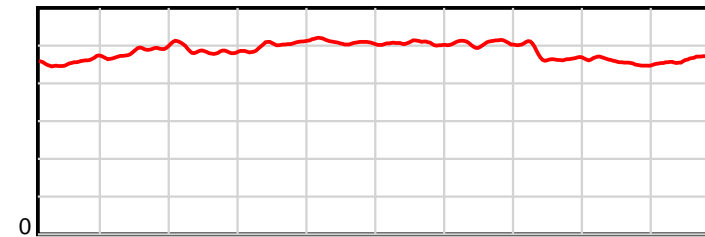
Result	TAB no.	Horse (Barrier)	1980 to	1800m to	1600m to	1400m to	1200m to	1000m to	800m to	600m to	400m to	200m to	Total or	Margin
11th	10	Aspirational D... (10)	1800m	1600m	1400m	1200m	1000m	800m	600m	400m	200m	WP	Average	
		Position in running (margin)	-	11(5.6)	9(6.4)	11(10.5)	11(10.6)	11(9.6)	11(10.4)	12(10.3)	12(9.5)	10(8.5)		9.00
		Sectional time (s)	13.49	14.90	15.50	15.44	16.14	16.06	16.00	15.31	14.40	14.76		
		Cumulative time (s)	152.00	138.51	123.61	108.11	92.67	76.53	60.47	44.47	29.16	14.76	2:32.00	
		Speed (m/s)	13.34	13.42	12.90	12.95	12.39	12.45	12.50	13.06	13.89	13.55	13.03	
		Stride length (m)	6.36	6.52	6.29	6.51	6.31	6.31	6.33	6.18	6.35	6.37	6.35	
		Stride duration (s)	0.457	0.486	0.487	0.503	0.509	0.506	0.507	0.473	0.457	0.470	0.488	
		Stride efficiency (%)	63.13	66.42	61.75	66.25	62.15	62.13	62.67	59.75	62.99	63.40	63.02	
		Stride count	28.32	30.68	31.82	30.72	31.71	31.72	31.58	32.34	31.50	31.40	311.79	

10 m Stride length



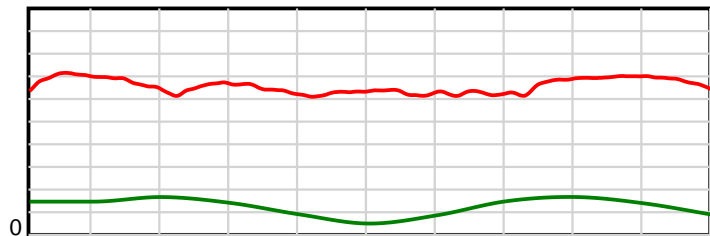
1980 m Finish

0.6 s Stride duration



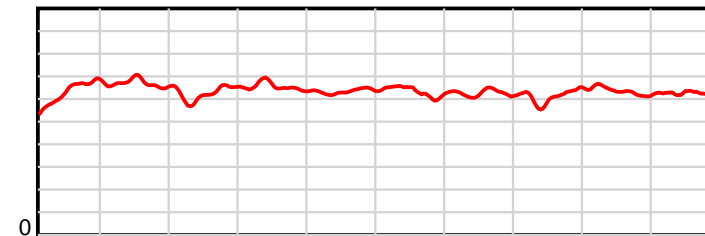
1980 m Finish

20 m/sec Speed



1980 m Finish

100 % Stride efficiency



1980 m Finish

Note: Horizontal distance axis grid lines are 200m furlongs.

Disclaimer.

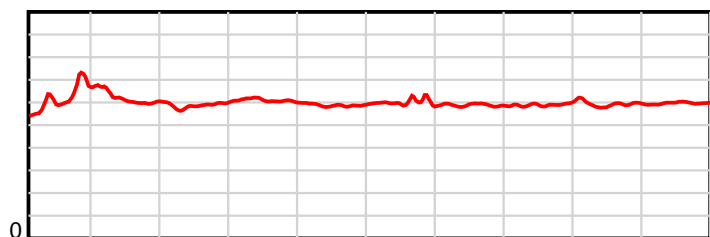
HRNZ and NZMTC and Thoroughbred Ratings Pty Ltd accepts no responsibility for the completeness or accuracy of any of the information contained herein, and makes no representations about its suitability for any particular purpose. Users should make their own judgements about those matters and/or seek independent advice. You assume all risks associated with use of the data provided on this page.

Race Results

June 22, 2025, Race 6, THE YALDHURST HOTEL SILK ROAD WINTER SERIES FINAL (MOB TROT), Distance 1980m, Addington - Survey 1980m

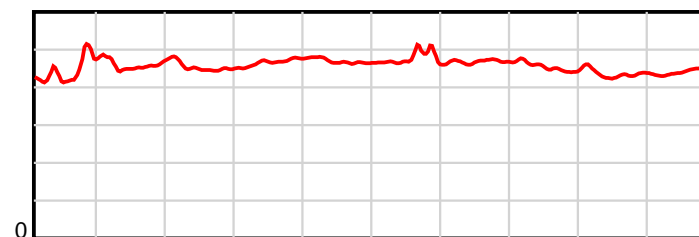
Result	TAB no.	Horse (Barrier)	1980 to	1800m to	1600m to	1400m to	1200m to	1000m to	800m to	600m to	400m to	200m to	Total or	Margin
12th	1	Bodacious (1)	1800m	1600m	1400m	1200m	1000m	800m	600m	400m	200m	WP	Average	
		Position in running (margin)	-	7(3.4)	8(4.8)	9(8.6)	8(8.6)	9(7.7)	9(8.2)	9(8.5)	11(8.2)	12(9.3)		10.40
		Sectional time (s)	12.90	15.00	15.44	15.43	16.16	16.01	16.05	15.40	14.74	15.12		
		Cumulative time (s)	152.25	139.35	124.35	108.91	93.48	77.32	61.31	45.26	29.86	15.12	2:32.25	
		Speed (m/s)	13.95	13.33	12.95	12.96	12.38	12.49	12.46	12.99	13.57	13.23	13.00	
		Stride length (m)	6.11	6.06	5.87	6.06	5.80	5.90	5.84	5.90	5.90	5.92	5.93	
		Stride duration (s)	0.440	0.454	0.453	0.467	0.469	0.472	0.468	0.454	0.435	0.447	0.456	
		Stride efficiency (%)	58.39	57.32	53.85	57.39	52.62	54.44	53.23	54.39	54.40	54.75	55.00	
		Stride count	29.45	33.02	34.07	33.00	34.47	33.89	34.27	33.90	33.90	33.79	333.76	

10 m Stride length



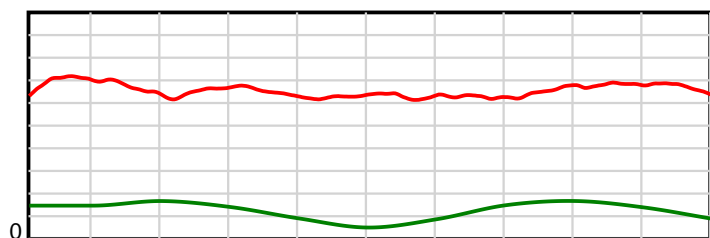
1980 m Finish

0.6 s Stride duration



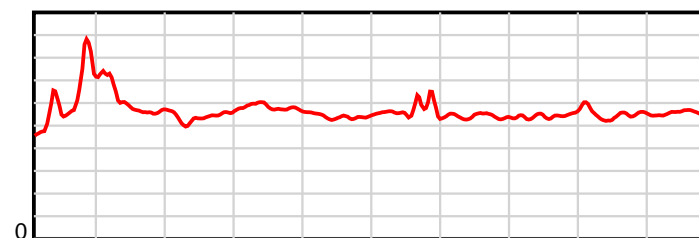
1980 m Finish

20 m/sec Speed



1980 m Finish

100 % Stride efficiency



1980 m Finish

Note: Horizontal distance axis grid lines are 200m furlongs.

Disclaimer.

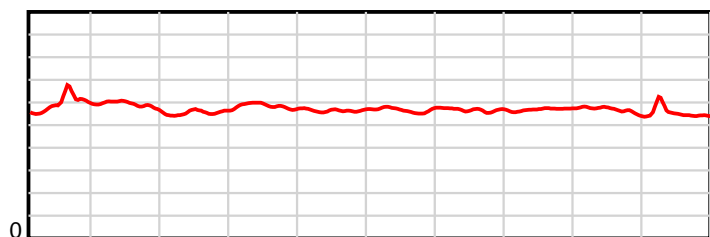
HRNZ and NZMTC and Thoroughbred Ratings Pty Ltd accepts no responsibility for the completeness or accuracy of any of the information contained herein, and makes no representations about its suitability for any particular purpose. Users should make their own judgements about those matters and/or seek independent advice. You assume all risks associated with use of the data provided on this page.

Race Results

June 22, 2025, Race 6, THE YALDHURST HOTEL SILK ROAD WINTER SERIES FINAL (MOB TROT), Distance 1980m, Addington - Survey 1980m

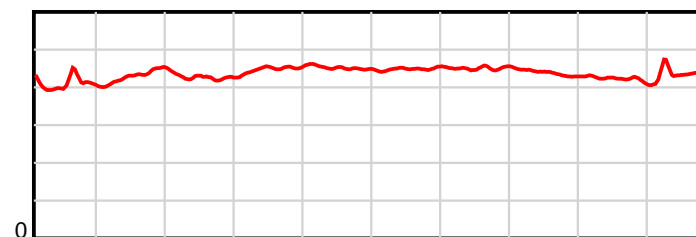
Result	TAB no.	Horse (Barrier)	1980 to	1800m to	1600m to	1400m to	1200m to	1000m to	800m to	600m to	400m to	200m to	Total or	Margin
13th	5	Spotlight (5)	1800m	1600m	1400m	1200m	1000m	800m	600m	400m	200m	WP	Average	
		Position in running (margin)	-	1(0.0)	2(0.4)	5(3.9)	4(4.2)	5(3.6)	5(4.0)	5(4.2)	7(4.5)	9(7.1)		13.20
		Sectional time (s)	12.52	14.85	15.38	15.49	16.19	16.00	16.03	15.49	15.00	15.80		
		Cumulative time (s)	152.75	140.23	125.38	110.00	94.51	78.32	62.32	46.29	30.80	15.80	2:32.75	
		Speed (m/s)	14.38	13.47	13.00	12.91	12.35	12.50	12.48	12.91	13.33	12.66	12.96	
		Stride length (m)	5.88	5.82	5.54	5.80	5.58	5.61	5.62	5.65	5.62	5.59	5.67	
		Stride duration (s)	0.406	0.432	0.426	0.450	0.452	0.449	0.451	0.437	0.421	0.441	0.437	
		Stride efficiency (%)	53.97	52.85	48.03	52.64	48.62	49.21	49.35	49.80	49.36	48.77	50.16	
		Stride count	30.63	34.39	36.07	34.46	35.86	35.64	35.59	35.43	35.59	35.80	349.46	

10 m Stride length



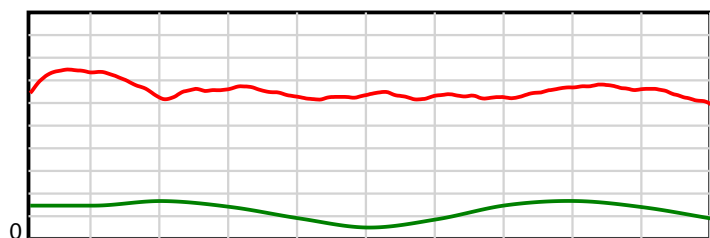
1980 m Finish

0.6 s Stride duration



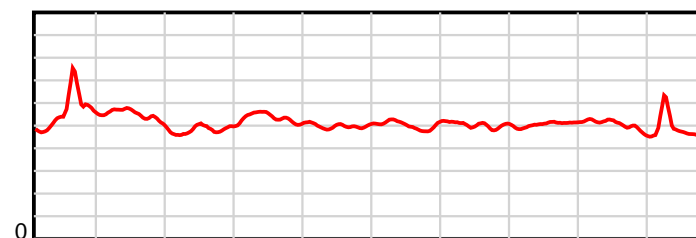
1980 m Finish

20 m/sec Speed



1980 m Finish

100 % Stride efficiency



1980 m Finish

Note: Horizontal distance axis grid lines are 200m furlongs.

Disclaimer.

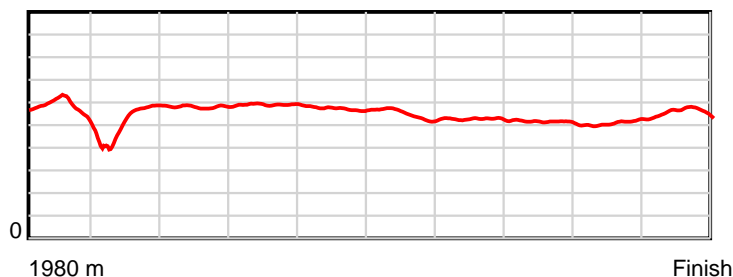
HRNZ and NZMTC and Thoroughbred Ratings Pty Ltd accepts no responsibility for the completeness or accuracy of any of the information contained herein, and makes no representations about its suitability for any particular purpose. Users should make their own judgements about those matters and/or seek independent advice. You assume all risks associated with use of the data provided on this page.

Race Results

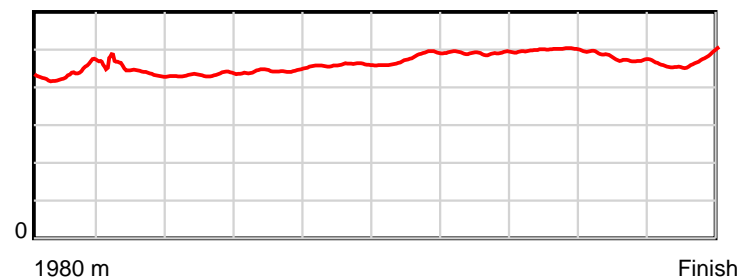
June 22, 2025, Race 6, THE YALDHURST HOTEL SILK ROAD WINTER SERIES FINAL (MOB TROT), Distance 1980m, Addington - Survey 1980m

Result	TAB no.	Horse (Barrier)	1980 to	1800m to	1600m to	1400m to	1200m to	1000m to	800m to	600m to	400m to	200m to	Total or	Margin
14th	11	Majesdix (11)	1800m	1600m	1400m	1200m	1000m	800m	600m	400m	200m	WP	Average	
		Position in running (margin)	-	14(11.7)	14(31.7)	14(32.3)	14(30.1)	14(29.1)	14(40.0)	14(57.0)	14(82.1)	14(107.9)		112.60
		Sectional time (s)	14.46	18.12	14.91	15.06	16.14	17.73	18.85	19.61	18.87	16.90		
		Cumulative time (s)	170.65	156.19	138.07	123.16	108.10	91.96	74.23	55.38	35.77	16.90	2:50.65	
		Speed (m/s)	12.45	11.04	13.41	13.28	12.39	11.28	10.61	10.20	10.60	11.83	11.60	
		Stride length (m)	5.64	4.90	5.82	5.90	5.69	5.41	5.21	5.10	5.07	5.58	5.41	
		Stride duration (s)	0.439	0.444	0.434	0.444	0.459	0.480	0.491	0.500	0.479	0.472	0.466	
		Stride efficiency (%)	49.70	37.50	52.95	54.31	50.62	45.77	42.47	40.58	40.21	48.69	45.74	
		Stride count	31.92	40.82	34.36	33.92	35.14	36.95	38.36	39.25	39.43	35.83	365.98	

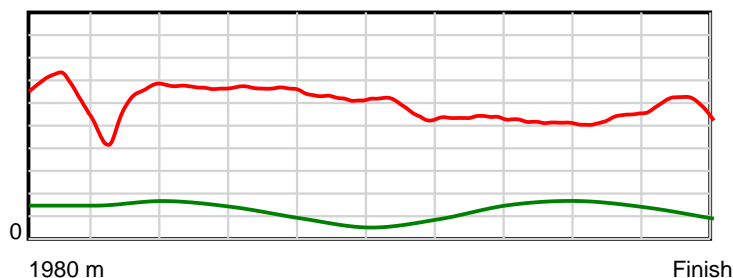
10 m Stride length



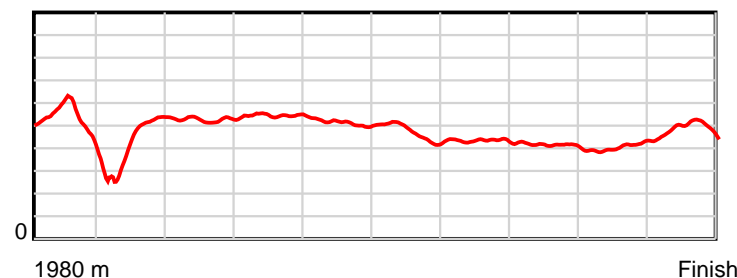
0.6 s Stride duration



20 m/sec Speed



100 % Stride efficiency



Note: Horizontal distance axis grid lines are 200m furlongs.

Disclaimer.

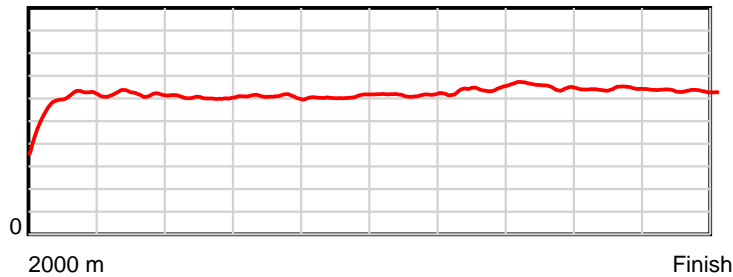
HRNZ and NZMTC and Thoroughbred Ratings Pty Ltd accepts no responsibility for the completeness or accuracy of any of the information contained herein, and makes no representations about its suitability for any particular purpose. Users should make their own judgements about those matters and/or seek independent advice. You assume all risks associated with use of the data provided on this page.

Race Results

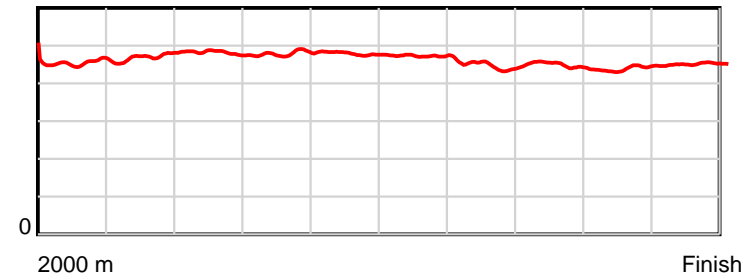
June 22, 2025, Race 7, LESLEY MCKENZIE MEMORIAL PACE, Distance 2000m, Addington - Survey 3200m

Result	TAB no.	Horse (Barrier)	2000 to	1800m to	1600m to	1400m to	1200m to	1000m to	800m to	600m to	400m to	200m to	Total or	Margin
1st	9	Motor Mouth (1)	1800m	1600m	1400m	1200m	1000m	800m	600m	400m	200m	WP	Average	
		Position in running (margin)	-	7(7.4)	6(8.2)	7(8.9)	7(8.4)	7(7.7)	7(7.9)	6(4.2)	6(3.5)	1(0.0)		0.00
		Sectional time (s)	16.97	15.51	16.19	15.82	16.23	15.86	13.94	14.23	14.00	14.35		
		Cumulative time (s)	153.10	136.13	120.62	104.43	88.61	72.38	56.52	42.58	28.35	14.35	2:33.10	
		Speed (m/s)	11.78	12.89	12.35	12.64	12.32	12.61	14.35	14.05	14.29	13.94	13.06	
		Stride length (m)	5.83	6.05	5.95	6.06	5.90	5.95	6.40	6.30	6.28	6.30	6.10	
		Stride duration (s)	0.454	0.469	0.482	0.479	0.479	0.472	0.446	0.448	0.440	0.452	0.467	
		Stride efficiency (%)	53.17	57.27	55.29	57.32	54.43	55.30	63.99	62.08	61.65	61.96	58.08	
		Stride count	34.29	33.04	33.62	33.02	33.89	33.62	31.25	31.73	31.84	31.76	328.06	

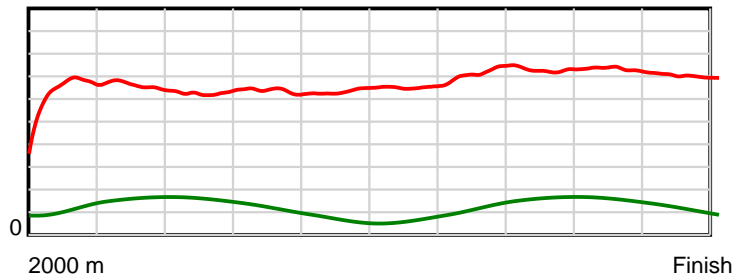
10 m Stride length



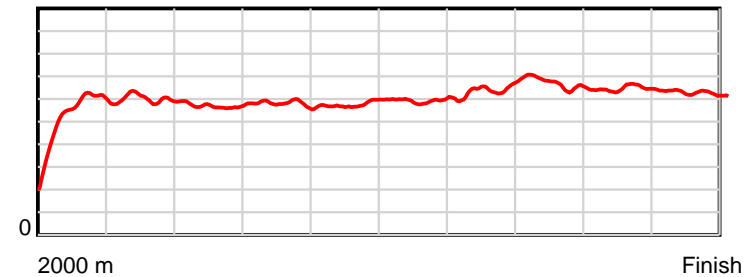
0.6 s Stride duration



20 m/sec Speed



100 % Stride efficiency



Note: Horizontal distance axis grid lines are 200m furlongs.

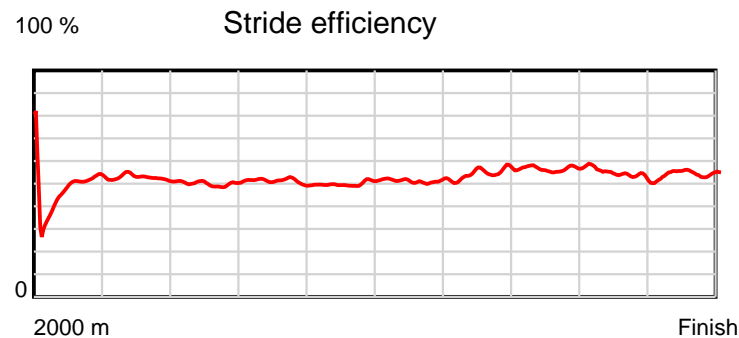
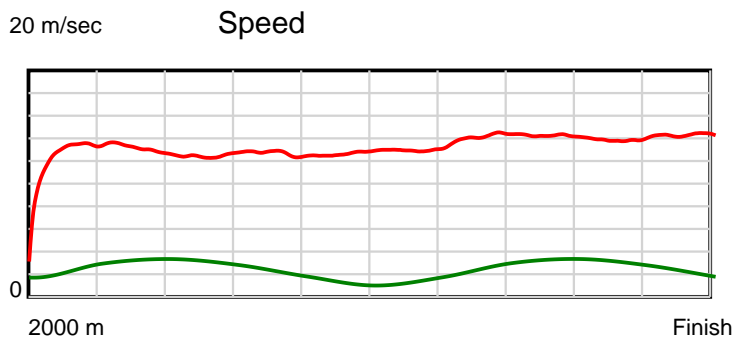
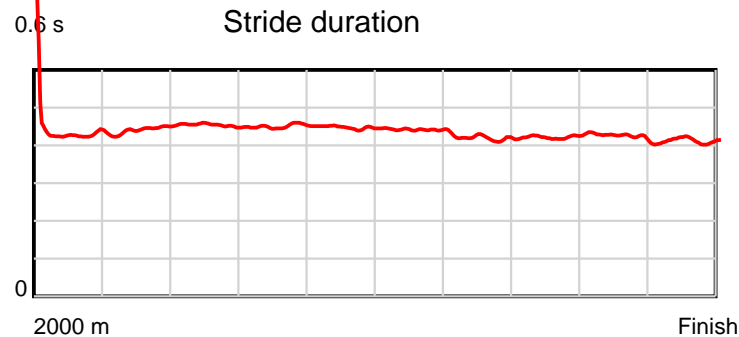
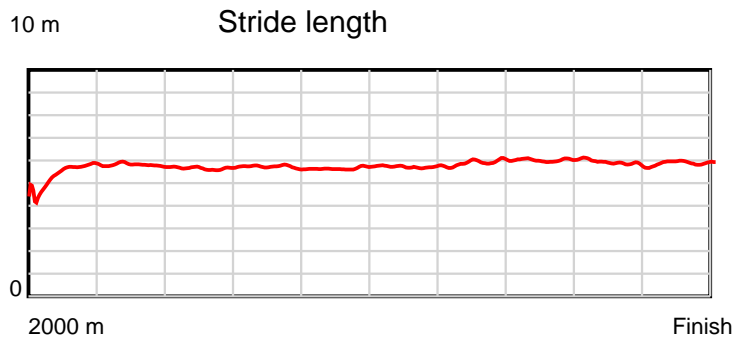
Disclaimer.

HRNZ and NZMTC and Thoroughbred Ratings Pty Ltd accepts no responsibility for the completeness or accuracy of any of the information contained herein, and makes no representations about its suitability for any particular purpose. Users should make their own judgements about those matters and/or seek independent advice. You assume all risks associated with use of the data provided on this page.

Race Results

June 22, 2025, Race 7, LESLEY MCKENZIE MEMORIAL PACE, Distance 2000m, Addington - Survey 3200m

Result	TAB no.	Horse (Barrier)	2000 to	1800m to	1600m to	1400m to	1200m to	1000m to	800m to	600m to	400m to	200m to	Total or	Margin
2nd	6	Almighty Cleve... (7)	1800m	1600m	1400m	1200m	1000m	800m	600m	400m	200m	WP	Average	
		Position in running (margin)	-	5(5.2)	5(6.6)	5(7.0)	5(6.6)	5(5.7)	5(5.9)	5(3.5)	5(3.3)	5(2.2)		0.50
		Sectional time (s)	16.79	15.61	16.15	15.82	16.22	15.84	14.16	14.29	14.41	13.89		
		Cumulative time (s)	153.18	136.39	120.78	104.63	88.81	72.59	56.75	42.59	28.30	13.89	2:33.18	
		Speed (m/s)	11.91	12.81	12.38	12.64	12.33	12.63	14.12	14.00	13.88	14.40	13.06	
		Stride length (m)	5.35	5.65	5.62	5.70	5.52	5.57	5.91	5.92	5.86	5.94	5.70	
		Stride duration (s)	0.432	0.441	0.454	0.451	0.448	0.441	0.418	0.423	0.423	0.413	0.436	
		Stride efficiency (%)	44.77	49.87	49.32	50.80	47.60	48.52	54.56	54.81	53.73	55.22	50.75	
		Stride count	37.36	35.40	35.60	35.08	36.24	35.89	33.85	33.77	34.11	33.65	350.95	



Note: Horizontal distance axis grid lines are 200m furlongs.

Disclaimer.

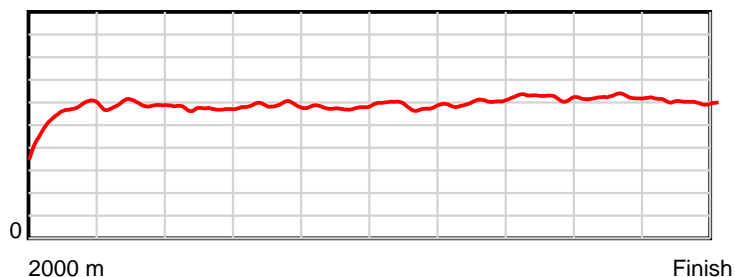
HRNZ and NZMTC and Thoroughbred Ratings Pty Ltd accepts no responsibility for the completeness or accuracy of any of the information contained herein, and makes no representations about its suitability for any particular purpose. Users should make their own judgements about those matters and/or seek independent advice. You assume all risks associated with use of the data provided on this page.

Race Results

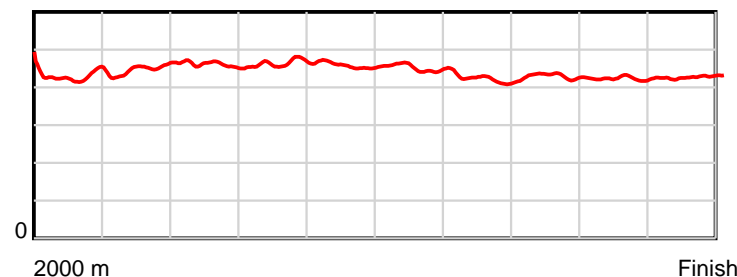
June 22, 2025, Race 7, LESLEY MCKENZIE MEMORIAL PACE, Distance 2000m, Addington - Survey 3200m

Result	TAB no.	Horse (Barrier)	2000 to	1800m to	1600m to	1400m to	1200m to	1000m to	800m to	600m to	400m to	200m to	Total or	Margin
3rd	8	Mandala (0)	1800m	1600m	1400m	1200m	1000m	800m	600m	400m	200m	WP	Average	
		Position in running (margin)	-	8(9.8)	9(9.9)	9(10.7)	9(10.3)	9(9.7)	9(9.8)	9(6.3)	7(5.2)	4(1.6)		0.50
		Sectional time (s)	17.36	15.39	16.22	15.81	16.26	15.83	13.97	14.14	14.01	14.21		
		Cumulative time (s)	153.20	135.84	120.45	104.23	88.42	72.16	56.33	42.36	28.22	14.21	2:33.20	
		Speed (m/s)	11.52	13.00	12.33	12.65	12.30	12.63	14.32	14.14	14.28	14.07	13.05	
		Stride length (m)	5.46	5.81	5.68	5.87	5.64	5.71	6.02	6.08	6.04	6.02	5.83	
		Stride duration (s)	0.430	0.447	0.460	0.464	0.459	0.452	0.421	0.430	0.423	0.428	0.446	
		Stride efficiency (%)	46.60	52.80	50.40	53.79	49.68	50.89	56.66	57.71	57.08	56.57	53.03	
		Stride count	36.62	34.41	35.22	34.09	35.47	35.05	33.21	32.91	33.09	33.24	343.31	

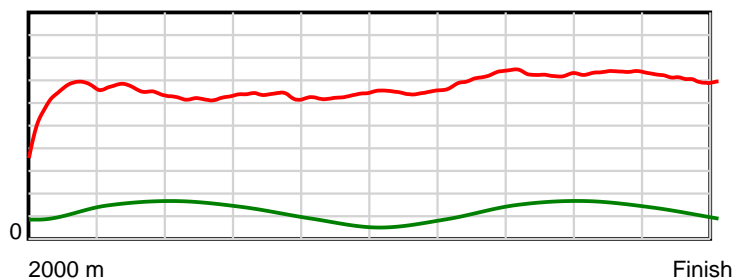
10 m Stride length



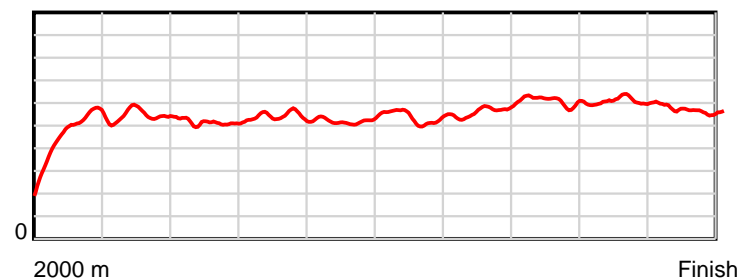
0.6 s Stride duration



20 m/sec Speed



100 % Stride efficiency



Note: Horizontal distance axis grid lines are 200m furlongs.

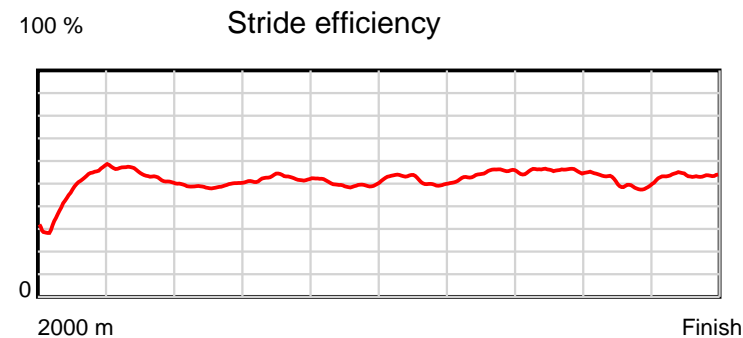
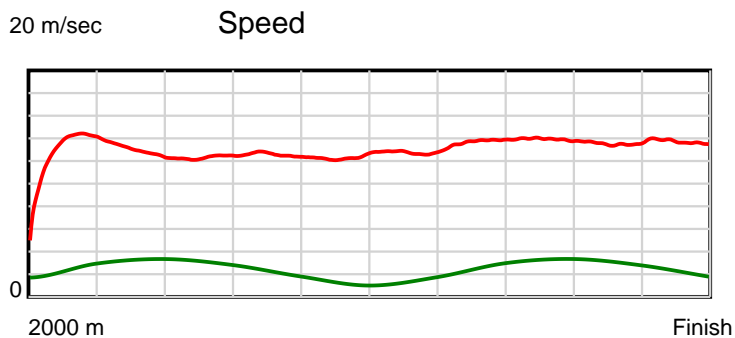
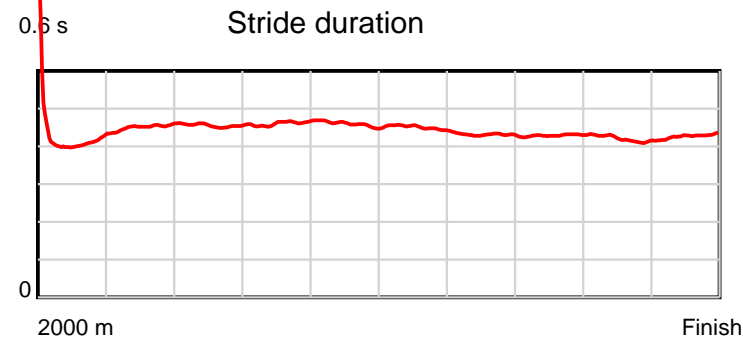
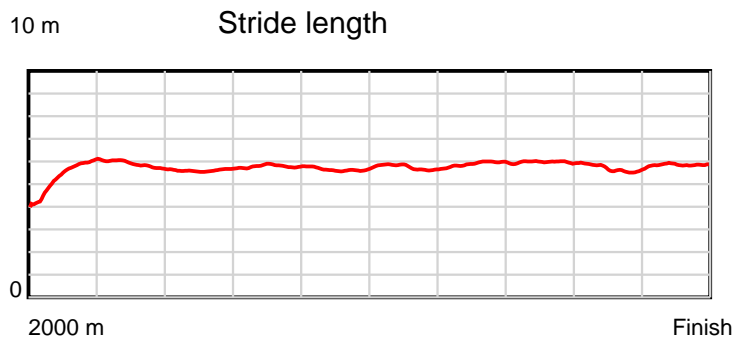
Disclaimer.

HRNZ and NZMTC and Thoroughbred Ratings Pty Ltd accepts no responsibility for the completeness or accuracy of any of the information contained herein, and makes no representations about its suitability for any particular purpose. Users should make their own judgements about those matters and/or seek independent advice. You assume all risks associated with use of the data provided on this page.

Race Results

June 22, 2025, Race 7, LESLEY MCKENZIE MEMORIAL PACE, Distance 2000m, Addington - Survey 3200m

Result	TAB no.	Horse (Barrier)	2000 to	1800m to	1600m to	1400m to	1200m to	1000m to	800m to	600m to	400m to	200m to	Total or	Margin
4th	2	He's Tough (3)	1800m	1600m	1400m	1200m	1000m	800m	600m	400m	200m	WP	Average	
		Position in running (margin)	-	1(0.0)	1(0.0)	1(0.0)	1(0.0)	1(0.0)	1(0.0)	1(0.0)	1(0.0)	2(0.1)		1.70
		Sectional time (s)	15.85	15.38	16.08	15.89	16.35	15.82	14.55	14.33	14.60	14.55		
		Cumulative time (s)	153.40	137.55	122.17	106.09	90.20	73.85	58.03	43.48	29.15	14.55	2:33.40	
		Speed (m/s)	12.62	13.00	12.44	12.59	12.23	12.64	13.75	13.96	13.70	13.75	13.04	
		Stride length (m)	5.34	5.87	5.66	5.80	5.61	5.69	5.92	5.98	5.75	5.88	5.75	
		Stride duration (s)	0.415	0.452	0.455	0.461	0.459	0.450	0.431	0.429	0.420	0.428	0.441	
		Stride efficiency (%)	44.53	53.93	50.12	52.58	49.22	50.67	54.74	55.92	51.72	53.94	51.59	
		Stride count	37.47	34.04	35.32	34.48	35.64	35.12	33.79	33.43	34.76	34.04	348.09	



Note: Horizontal distance axis grid lines are 200m furlongs.

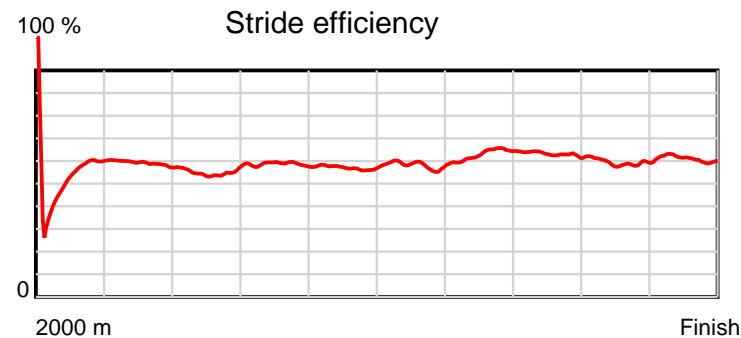
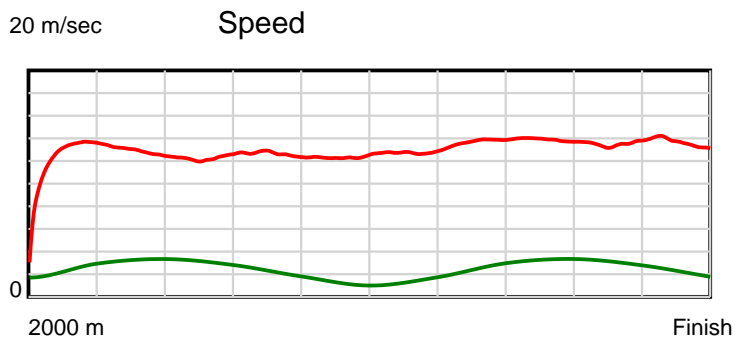
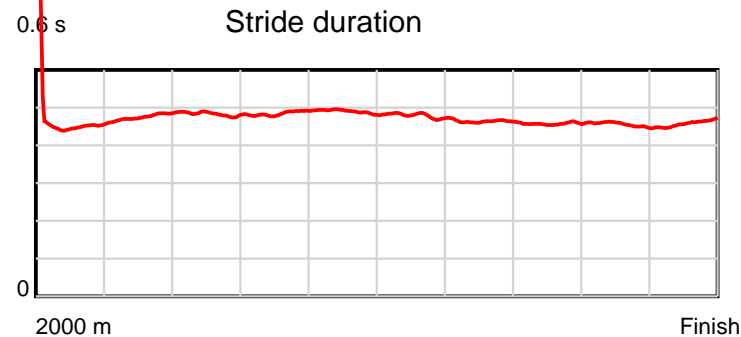
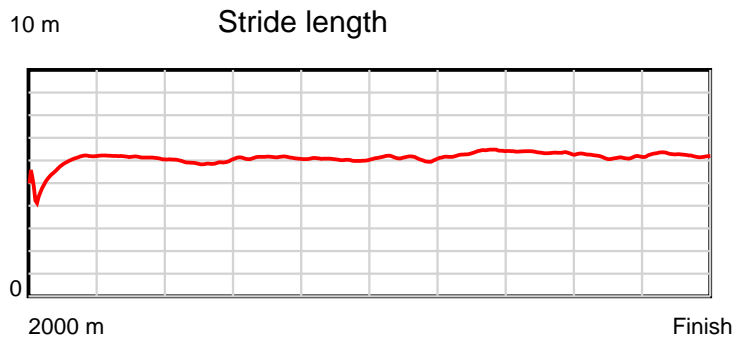
Disclaimer.

HRNZ and NZMTC and Thoroughbred Ratings Pty Ltd accepts no responsibility for the completeness or accuracy of any of the information contained herein, and makes no representations about its suitability for any particular purpose. Users should make their own judgements about those matters and/or seek independent advice. You assume all risks associated with use of the data provided on this page.

Race Results

June 22, 2025, Race 7, LESLEY MCKENZIE MEMORIAL PACE, Distance 2000m, Addington - Survey 3200m

Result	TAB no.	Horse (Barrier)	2000 to	1800m to	1600m to	1400m to	1200m to	1000m to	800m to	600m to	400m to	200m to	Total or	Margin
5th	1	Foveaux Gamble... (2)	1800m	1600m	1400m	1200m	1000m	800m	600m	400m	200m	WP	Average	
		Position in running (margin)	-	3(2.2)	2(3.4)	2(3.5)	2(2.6)	2(2.6)	2(2.5)	4(2.5)	3(2.5)	6(2.5)		4.00
		Sectional time (s)	16.06	15.59	16.09	15.74	16.36	15.80	14.56	14.33	14.58	14.71		
		Cumulative time (s)	153.82	137.76	122.17	106.08	90.34	73.98	58.18	43.62	29.29	14.71	2:33.82	
		Speed (m/s)	12.45	12.83	12.43	12.71	12.22	12.66	13.74	13.96	13.72	13.60	13.00	
		Stride length (m)	5.61	6.11	6.01	6.16	5.99	6.06	6.37	6.38	6.24	6.25	6.11	
		Stride duration (s)	0.451	0.476	0.483	0.485	0.490	0.479	0.463	0.457	0.455	0.459	0.470	
		Stride efficiency (%)	49.10	58.27	56.38	59.29	56.02	57.39	63.33	63.55	60.91	60.95	58.30	
		Stride count	35.68	32.75	33.30	32.47	33.40	33.00	31.42	31.36	32.03	32.02	327.43	



Note: Horizontal distance axis grid lines are 200m furlongs.

Disclaimer.

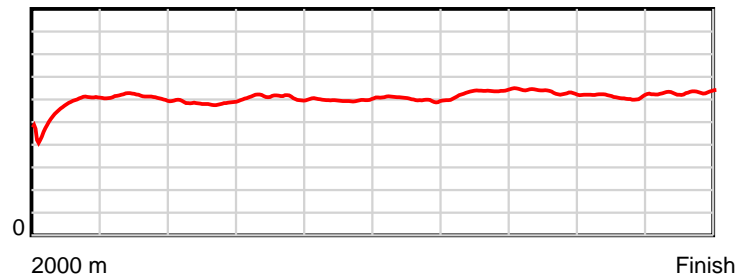
HRNZ and NZMTC and Thoroughbred Ratings Pty Ltd accepts no responsibility for the completeness or accuracy of any of the information contained herein, and makes no representations about its suitability for any particular purpose. Users should make their own judgements about those matters and/or seek independent advice. You assume all risks associated with use of the data provided on this page.

Race Results

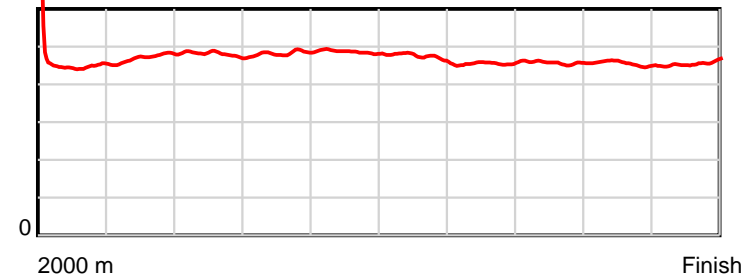
June 22, 2025, Race 7, LESLEY MCKENZIE MEMORIAL PACE, Distance 2000m, Addington - Survey 3200m

Result	TAB no.	Horse (Barrier)	2000 to	1800m to	1600m to	1400m to	1200m to	1000m to	800m to	600m to	400m to	200m to	Total or	Margin
6th	4	Stubing (5)	1800m	1600m	1400m	1200m	1000m	800m	600m	400m	200m	WP	Average	
		Position in running (margin)	-	6(7.0)	7(8.4)	6(8.4)	6(7.1)	6(6.9)	6(6.4)	7(4.5)	8(5.5)	9(5.2)		4.30
		Sectional time (s)	16.68	15.60	16.08	15.68	16.32	15.73	14.23	14.51	14.54	14.51		
		Cumulative time (s)	153.88	137.20	121.60	105.52	89.84	73.52	57.79	43.56	29.05	14.51	2:33.88	
		Speed (m/s)	11.99	12.82	12.44	12.76	12.25	12.71	14.05	13.78	13.76	13.78	13.00	
		Stride length (m)	5.57	6.03	5.98	6.15	5.96	6.02	6.39	6.30	6.26	6.29	6.09	
		Stride duration (s)	0.449	0.471	0.481	0.482	0.486	0.473	0.455	0.457	0.455	0.456	0.468	
		Stride efficiency (%)	48.40	56.88	55.82	59.14	55.52	56.56	63.88	61.98	61.26	61.75	57.87	
		Stride count	35.94	33.15	33.46	32.51	33.55	33.24	31.28	31.76	31.94	31.82	328.65	

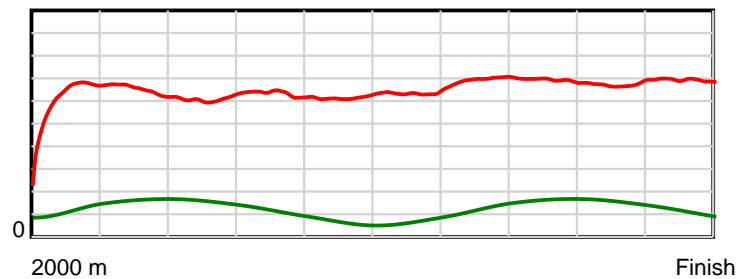
10 m Stride length



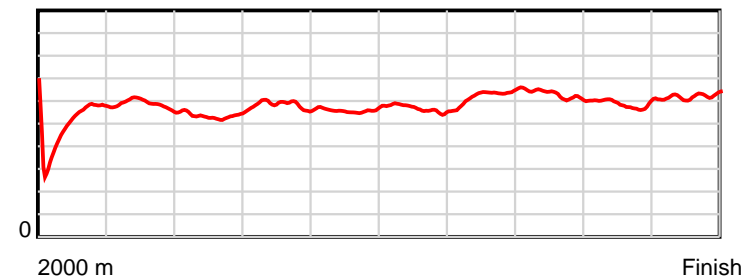
0.6 s Stride duration



20 m/sec Speed



100 % Stride efficiency



Note: Horizontal distance axis grid lines are 200m furlongs.

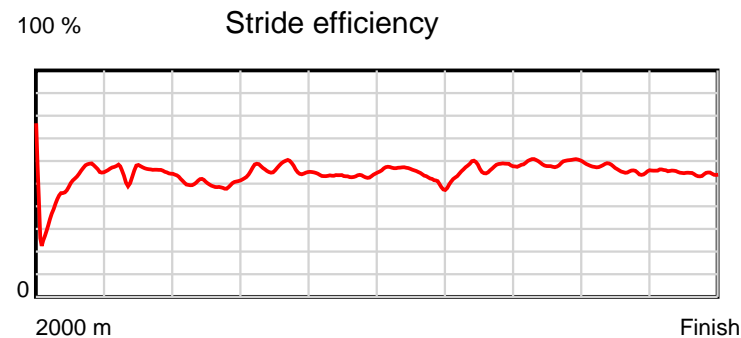
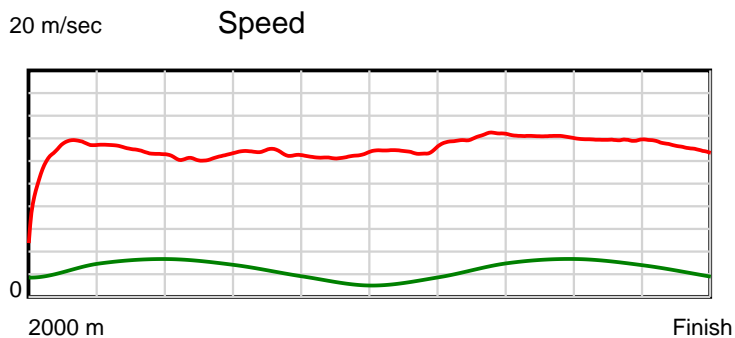
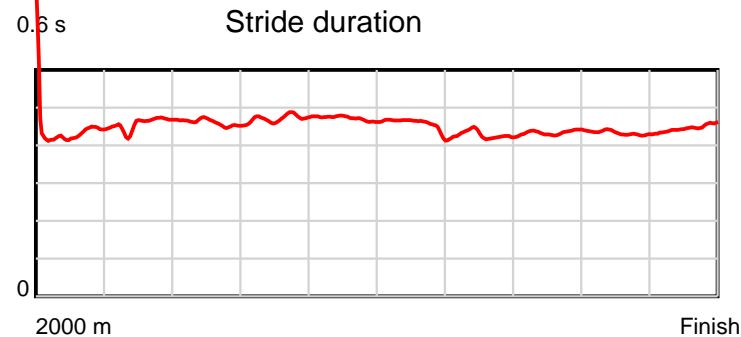
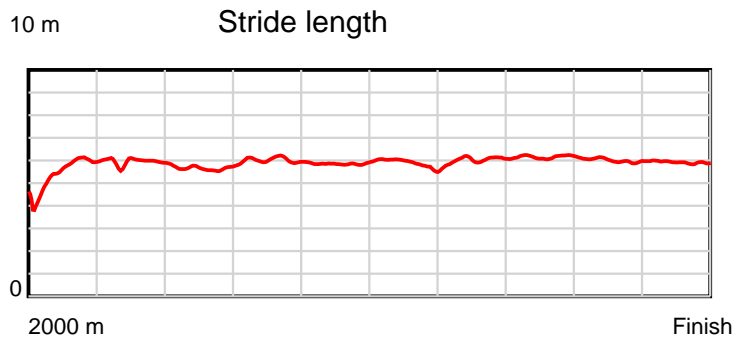
Disclaimer.

HRNZ and NZMTC and Thoroughbred Ratings Pty Ltd accepts no responsibility for the completeness or accuracy of any of the information contained herein, and makes no representations about its suitability for any particular purpose. Users should make their own judgements about those matters and/or seek independent advice. You assume all risks associated with use of the data provided on this page.

Race Results

June 22, 2025, Race 7, LESLEY MCKENZIE MEMORIAL PACE, Distance 2000m, Addington - Survey 3200m

Result	TAB no.	Horse (Barrier)	2000 to	1800m to	1600m to	1400m to	1200m to	1000m to	800m to	600m to	400m to	200m to	Total or	Margin
7th	5	Enya Franco (6)	1800m	1600m	1400m	1200m	1000m	800m	600m	400m	200m	WP	Average	
		Position in running (margin)	-	4(4.0)	3(4.5)	4(5.4)	4(4.4)	4(4.3)	3(3.5)	2(1.5)	2(1.2)	3(0.7)		5.70
		Sectional time (s)	16.58	15.46	16.24	15.72	16.34	15.68	14.22	14.28	14.50	15.10		
		Cumulative time (s)	154.12	137.54	122.08	105.84	90.12	73.78	58.10	43.88	29.60	15.10	2:34.12	
		Speed (m/s)	12.06	12.94	12.32	12.72	12.24	12.76	14.06	14.01	13.79	13.25	12.98	
		Stride length (m)	5.49	5.92	5.67	6.00	5.77	5.80	6.01	6.09	5.97	5.93	5.86	
		Stride duration (s)	0.428	0.458	0.460	0.472	0.471	0.455	0.428	0.435	0.433	0.448	0.452	
		Stride efficiency (%)	47.15	54.79	50.20	56.25	51.95	52.66	56.50	57.90	55.61	55.03	53.66	
		Stride count	36.41	33.78	35.29	33.34	34.69	34.45	33.26	32.86	33.53	33.70	341.31	



Note: Horizontal distance axis grid lines are 200m furlongs.

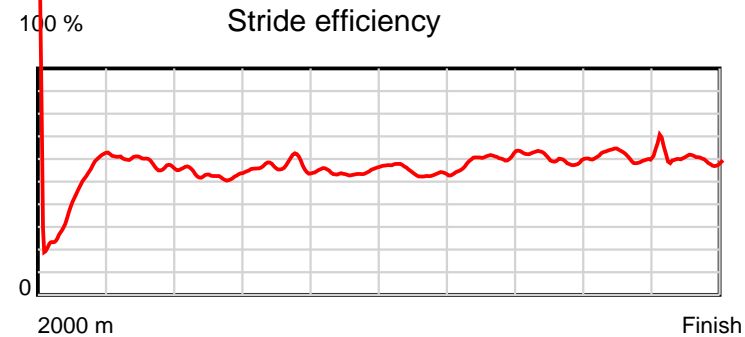
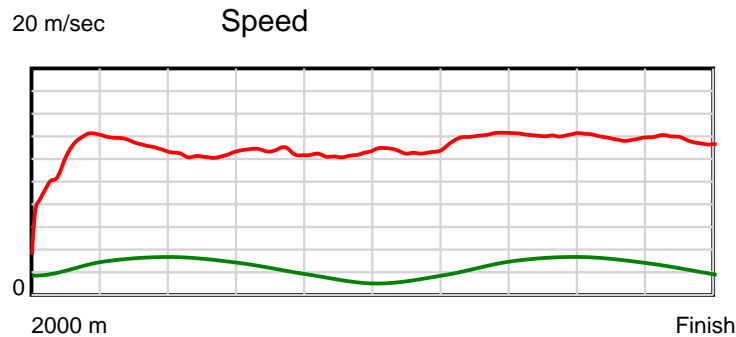
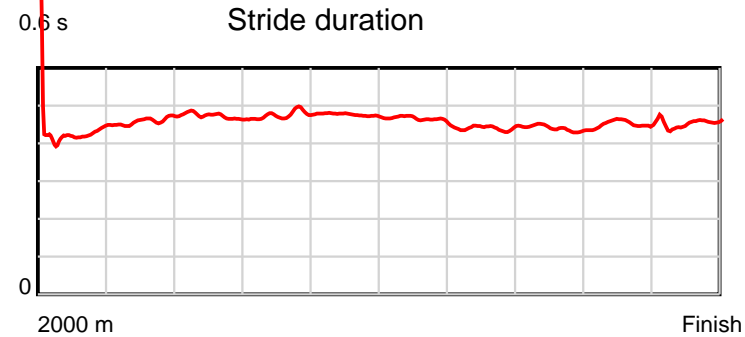
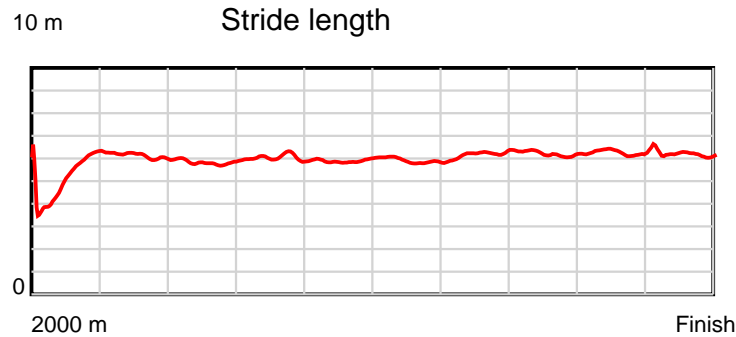
Disclaimer.

HRNZ and NZMTC and Thoroughbred Ratings Pty Ltd accepts no responsibility for the completeness or accuracy of any of the information contained herein, and makes no representations about its suitability for any particular purpose. Users should make their own judgements about those matters and/or seek independent advice. You assume all risks associated with use of the data provided on this page.

Race Results

June 22, 2025, Race 7, LESLEY MCKENZIE MEMORIAL PACE, Distance 2000m, Addington - Survey 3200m

Result	TAB no.	Horse (Barrier)	2000 to	1800m to	1600m to	1400m to	1200m to	1000m to	800m to	600m to	400m to	200m to	Total or	Margin
8th	3	Normie Stead (4)	1800m	1600m	1400m	1200m	1000m	800m	600m	400m	200m	WP	Average	
		Position in running (margin)	-	9(10.7)	8(9.2)	8(10.3)	8(8.9)	8(8.7)	8(8.4)	8(6.2)	9(5.6)	8(5.0)		6.60
		Sectional time (s)	17.60	15.13	16.26	15.65	16.33	15.77	14.18	14.23	14.50	14.63		
		Cumulative time (s)	154.28	136.68	121.55	105.29	89.64	73.31	57.54	43.36	29.13	14.63	2:34.28	
		Speed (m/s)	11.36	13.22	12.30	12.78	12.25	12.68	14.10	14.05	13.79	13.67	12.96	
		Stride length (m)	4.91	6.07	5.81	6.07	5.82	5.89	6.21	6.17	6.26	6.17	5.91	
		Stride duration (s)	0.421	0.459	0.473	0.475	0.476	0.464	0.440	0.439	0.454	0.451	0.456	
		Stride efficiency (%)	37.69	57.62	52.78	57.63	53.01	54.19	60.22	59.54	61.31	59.53	54.63	
		Stride count	40.72	32.94	34.41	32.93	34.34	33.96	32.22	32.40	31.93	32.40	338.25	



Note: Horizontal distance axis grid lines are 200m furlongs.

Disclaimer.

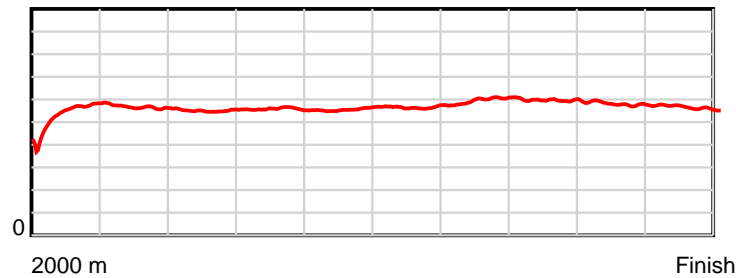
HRNZ and NZMTC and Thoroughbred Ratings Pty Ltd accepts no responsibility for the completeness or accuracy of any of the information contained herein, and makes no representations about its suitability for any particular purpose. Users should make their own judgements about those matters and/or seek independent advice. You assume all risks associated with use of the data provided on this page.

Race Results

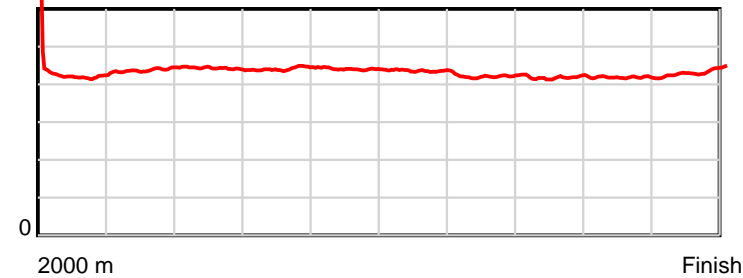
June 22, 2025, Race 7, LESLEY MCKENZIE MEMORIAL PACE, Distance 2000m, Addington - Survey 3200m

Result	TAB no.	Horse (Barrier)	2000 to	1800m to	1600m to	1400m to	1200m to	1000m to	800m to	600m to	400m to	200m to	Total or	Margin
9th	7	Dance Monkey (8)	1800m	1600m	1400m	1200m	1000m	800m	600m	400m	200m	WP	Average	
		Position in running (margin)	-	2(2.0)	4(4.6)	3(5.2)	3(4.3)	3(4.1)	4(3.9)	3(1.7)	4(3.3)	7(3.7)		9.40
		Sectional time (s)	16.08	15.81	16.18	15.74	16.31	15.79	14.18	14.60	14.67	15.44		
		Cumulative time (s)	154.80	138.72	122.91	106.73	90.99	74.68	58.89	44.71	30.11	15.44	2:34.80	
		Speed (m/s)	12.44	12.65	12.36	12.71	12.26	12.67	14.10	13.70	13.63	12.95	12.92	
		Stride length (m)	5.30	5.54	5.47	5.60	5.40	5.51	5.94	5.72	5.70	5.63	5.58	
		Stride duration (s)	0.424	0.438	0.443	0.441	0.441	0.435	0.421	0.418	0.418	0.435	0.432	
		Stride efficiency (%)	43.91	47.89	46.81	49.02	45.62	47.48	55.06	51.16	50.84	49.57	48.60	
		Stride count	37.73	36.13	36.54	35.71	37.02	36.28	33.69	34.95	35.06	35.51	358.62	

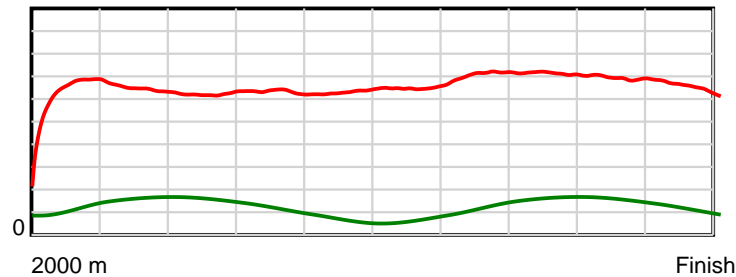
10 m Stride length



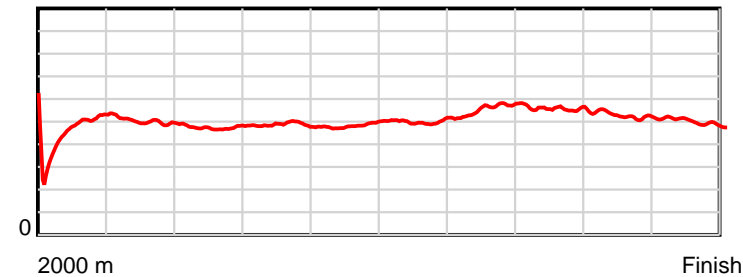
0.6 s Stride duration



20 m/sec Speed



100 % Stride efficiency



Note: Horizontal distance axis grid lines are 200m furlongs.

Disclaimer.

HRNZ and NZMTC and Thoroughbred Ratings Pty Ltd accepts no responsibility for the completeness or accuracy of any of the information contained herein, and makes no representations about its suitability for any particular purpose. Users should make their own judgements about those matters and/or seek independent advice. You assume all risks associated with use of the data provided on this page.

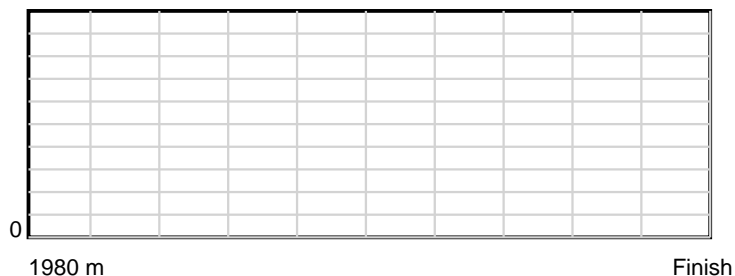


Race Results

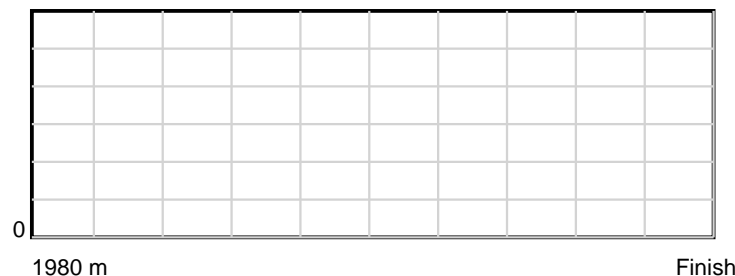
June 22, 2025, Race 8, KLARISSE SAGUN-RAY WHITE LICENCED REAL ESTATE AGENT MOB PACE, Distance 1980m, Addington - Survey 1980m

Result	TAB no.	Horse (Barrier)	1980 to	1800m to	1600m to	1400m to	1200m to	1000m to	800m to	600m to	400m to	200m to	Total or	Margin
1st	6	Ann Sophie (7)	1800m	1600m	1400m	1200m	1000m	800m	600m	400m	200m	WP	Average	
		Position in running (margin)	-	10(6.7)	11(12.5)	11(12.8)	11(13.1)	11(9.1)	11(10.0)	11(10.1)	10(11.6)	6(6.6)		0.00
		Sectional time (s)	13.14	14.93	15.37	15.33	15.38	15.23	14.02	14.47	14.10	14.08		
		Cumulative time (s)	146.05	132.91	117.98	102.61	87.28	71.90	56.67	42.65	28.18	14.08	2:26.05	
		Speed (m/s)	13.70	13.40	13.01	13.05	13.00	13.13	14.27	13.82	14.18	14.20	13.56	
		Stride length (m)	0.00	0.00	0.00	0.00	0.00	0.00	0.00	0.00	76.35	12.32	104.98	
		Stride duration (s)	0.000	0.000	0.000	0.000	0.000	0.000	0.000	0.000	5.382	0.867	7.744	
		Stride efficiency (%)	0.00	0.00	0.00	0.00	0.00	0.00	0.00	0.00	9108.05	237.10	17223.06	
		Stride count	0.00	0.00	0.00	0.00	0.00	0.00	0.00	0.00	2.62	16.24	18.86	

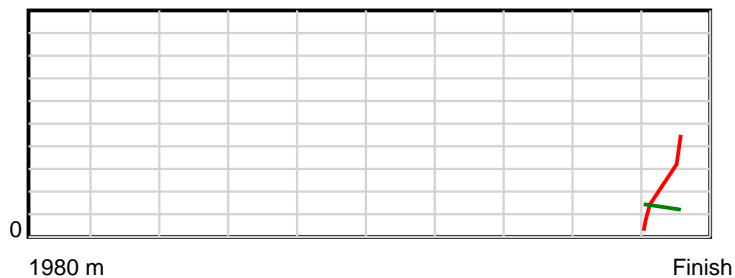
10 m Stride length



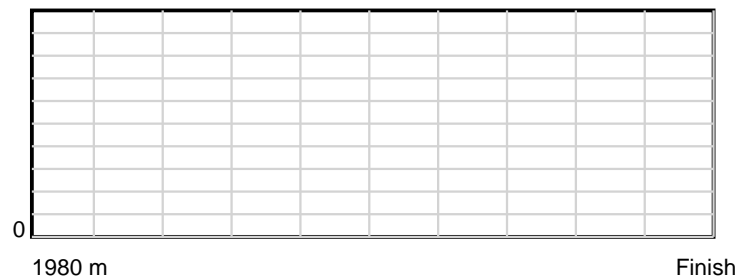
0.6 s Stride duration



20 m/sec Speed



100 % Stride efficiency



Note: Horizontal distance axis grid lines are 200m furlongs.

Disclaimer.

HRNZ and NZMTC and Thoroughbred Ratings Pty Ltd accepts no responsibility for the completeness or accuracy of any of the information contained herein, and makes no representations about its suitability for any particular purpose. Users should make their own judgements about those matters and/or seek independent advice. You assume all risks associated with use of the data provided on this page.

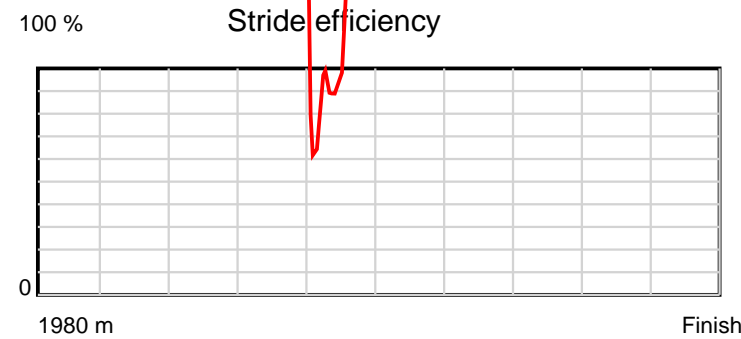
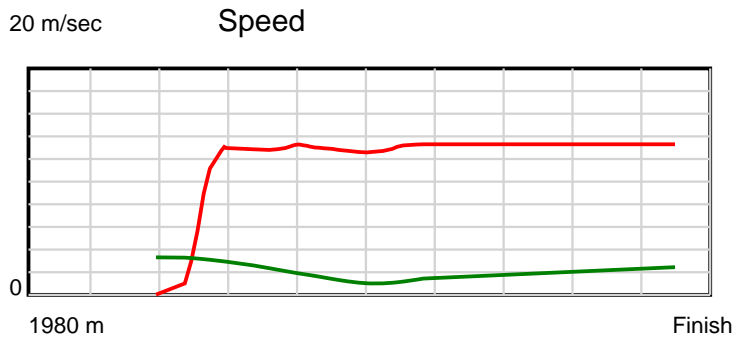
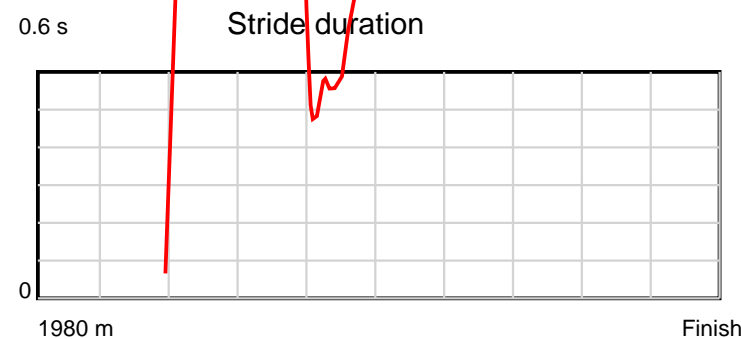
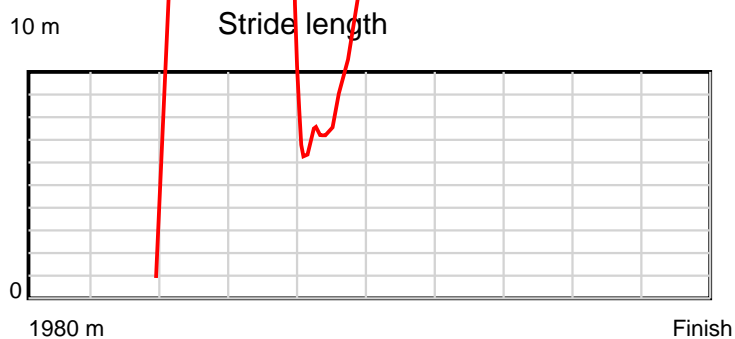


Race Results



June 22, 2025, Race 8, KLARISSE SAGUN-RAY WHITE LICENCED REAL ESTATE AGENT MOB PACE, Distance 1980m, Addington - Survey 1980m

Result	TAB no.	Horse (Barrier)	1980 to	1800m to	1600m to	1400m to	1200m to	1000m to	800m to	600m to	400m to	200m to	Total or	Margin
2nd	7	Playing With S... (8)	1800m	1600m	1400m	1200m	1000m	800m	600m	400m	200m	WP	Average	
		Position in running (margin)	-	2(1.7)	2(3.0)	4(3.4)	5(4.1)	5(3.2)	6(4.1)	2(0.8)	2(1.0)	2(0.1)		2.60
		Sectional time (s)	12.45	14.18	15.39	15.38	15.90	15.24	13.44	14.26	14.79	15.48		
		Cumulative time (s)	146.51	134.06	119.88	104.49	89.11	73.21	57.97	44.53	30.27	15.48	2:26.51	
		Speed (m/s)	14.46	14.10	13.00	13.00	12.58	13.12	14.88	14.03	13.52	12.92	13.51	
		Stride length (m)	0.00	4828.74	22.51	9.53	11.16	16.82	20.56	19.37	18.68	49.01	20.94	
		Stride duration (s)	0.000	342.358	1.733	0.733	0.887	1.282	1.381	1.381	1.381	3.794	1.550	
		Stride efficiency (%)	0.00	36436108.00	791.87	141.98	194.55	442.21	660.56	586.45	545.45	3753.78	685.43	
		Stride count	0.00	0.04	8.88	20.98	17.92	11.89	9.73	10.32	10.70	4.08	94.54	



Note: Horizontal distance axis grid lines are 200m furlongs.

Disclaimer.
 HRNZ and NZMTC and Thoroughbred Ratings Pty Ltd accepts no responsibility for the completeness or accuracy of any of the information contained herein, and makes no representations about its suitability for any particular purpose. Users should make their own judgements about those matters and/or seek independent advice. You assume all risks associated with use of the data provided on this page.

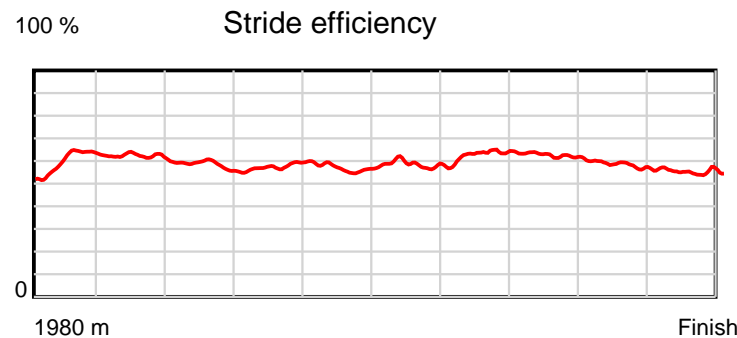
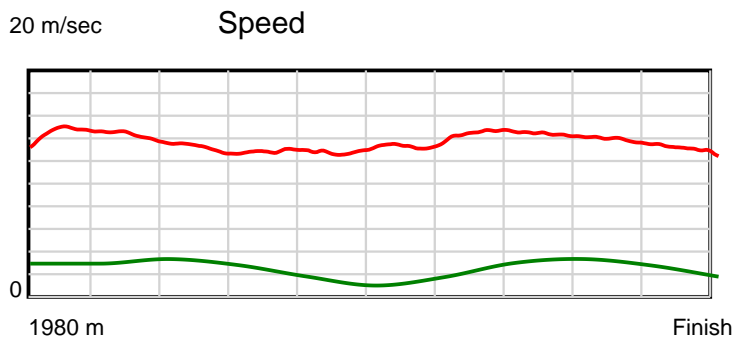
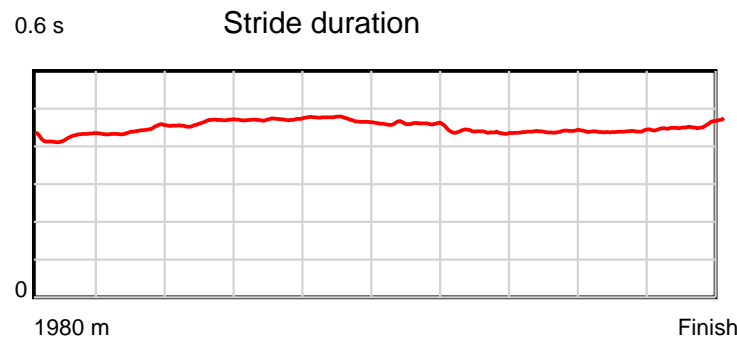
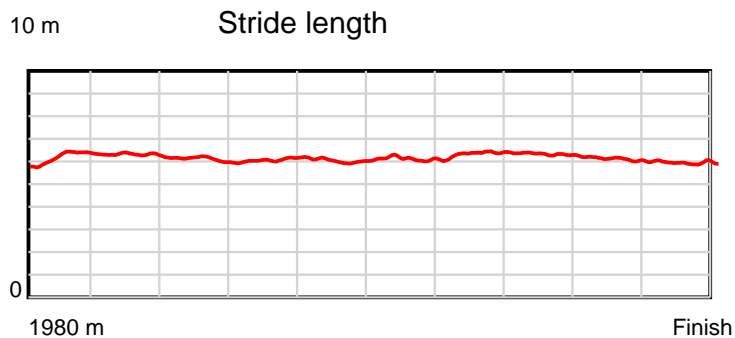


Race Results



June 22, 2025, Race 8, KLARISSE SAGUN-RAY WHITE LICENCED REAL ESTATE AGENT MOB PACE, Distance 1980m, Addington - Survey 1980m

Result	TAB no.	Horse (Barrier)	1980 to	1800m to	1600m to	1400m to	1200m to	1000m to	800m to	600m to	400m to	200m to	Total or	Margin
3rd	2	Apachofgold (3)	1800m	1600m	1400m	1200m	1000m	800m	600m	400m	200m	WP	Average	
		Position in running (margin)	-	5(2.9)	6(5.4)	6(5.4)	6(6.1)	8(5.1)	8(6.3)	6(4.5)	4(5.0)	3(2.3)		2.80
		Sectional time (s)	12.38	14.37	15.32	15.39	15.88	15.28	13.70	14.31	14.48	15.43		
		Cumulative time (s)	146.54	134.16	119.79	104.47	89.08	73.20	57.92	44.22	29.91	15.43	2:26.54	
		Speed (m/s)	14.54	13.92	13.05	13.00	12.59	13.09	14.60	13.98	13.81	12.96	13.51	
		Stride length (m)	6.15	6.16	6.06	6.13	5.93	6.00	6.39	6.14	6.08	5.92	6.09	
		Stride duration (s)	0.423	0.443	0.464	0.472	0.471	0.458	0.438	0.439	0.440	0.457	0.451	
		Stride efficiency (%)	59.06	59.28	57.33	58.75	55.01	56.23	63.72	58.97	57.79	54.83	58.01	
		Stride count	29.28	32.47	33.02	32.62	33.71	33.34	31.32	32.56	32.89	33.76	324.97	



Note: Horizontal distance axis grid lines are 200m furlongs.

Disclaimer.

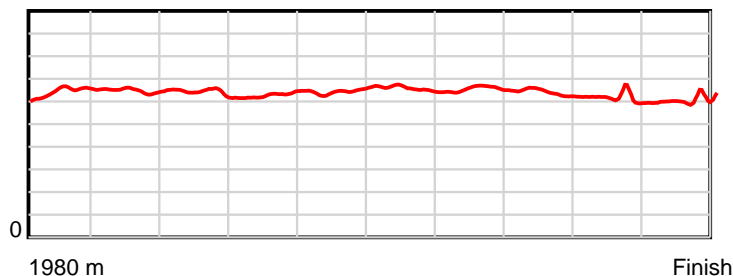
HRNZ and NZMTC and Thoroughbred Ratings Pty Ltd accepts no responsibility for the completeness or accuracy of any of the information contained herein, and makes no representations about its suitability for any particular purpose. Users should make their own judgements about those matters and/or seek independent advice. You assume all risks associated with use of the data provided on this page.

Race Results

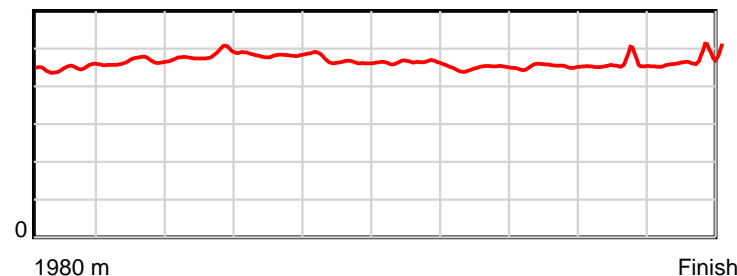
June 22, 2025, Race 8, KLARISSE SAGUN-RAY WHITE LICENCED REAL ESTATE AGENT MOB PACE, Distance 1980m, Addington - Survey 1980m

Result	TAB no.	Horse (Barrier)	1980 to	1800m to	1600m to	1400m to	1200m to	1000m to	800m to	600m to	400m to	200m to	Total or	Margin
4th	12	A Better Jacka... (0)	1800m	1600m	1400m	1200m	1000m	800m	600m	400m	200m	WP	Average	
		Position in running (margin)	-	9(6.5)	9(10.6)	10(10.7)	10(11.3)	7(5.1)	3(2.2)	1(0.0)	1(0.0)	1(0.0)		3.10
		Sectional time (s)	13.16	14.62	15.34	15.37	15.01	14.61	13.63	14.22	14.93	15.72		
		Cumulative time (s)	146.61	133.45	118.83	103.49	88.12	73.11	58.50	44.87	30.65	15.72	2:26.61	
		Speed (m/s)	13.68	13.68	13.04	13.01	13.32	13.69	14.67	14.06	13.40	12.72	13.51	
		Stride length (m)	6.39	6.37	6.31	6.28	6.24	6.33	6.58	6.38	6.13	6.00	6.30	
		Stride duration (s)	0.449	0.466	0.484	0.483	0.468	0.462	0.448	0.454	0.457	0.472	0.466	
		Stride efficiency (%)	63.76	63.41	62.20	61.62	60.81	62.60	67.56	63.64	58.63	56.29	61.93	
		Stride count	28.18	31.40	31.70	31.85	32.06	31.60	30.42	31.34	32.65	33.32	314.52	

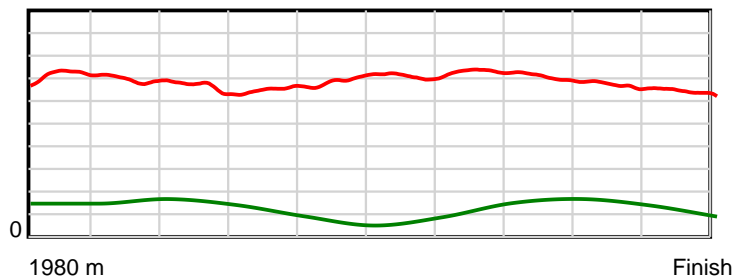
10 m Stride length



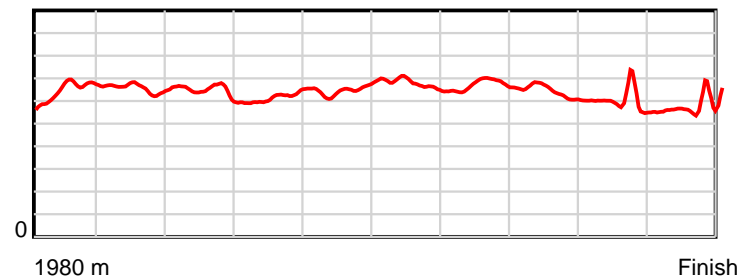
0.6 s Stride duration



20 m/sec Speed



100 % Stride efficiency



Note: Horizontal distance axis grid lines are 200m furlongs.

Disclaimer.

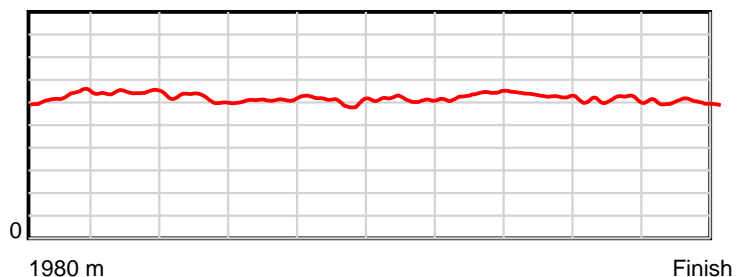
HRNZ and NZMTC and Thoroughbred Ratings Pty Ltd accepts no responsibility for the completeness or accuracy of any of the information contained herein, and makes no representations about its suitability for any particular purpose. Users should make their own judgements about those matters and/or seek independent advice. You assume all risks associated with use of the data provided on this page.

Race Results

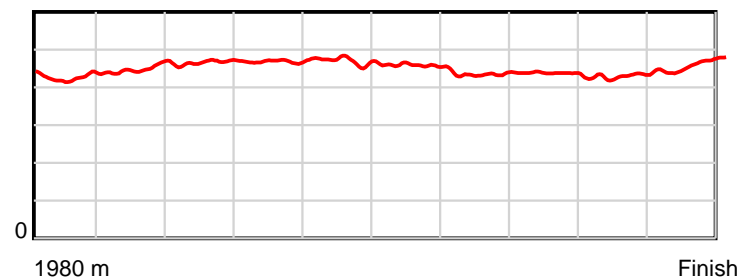
June 22, 2025, Race 8, KLARISSE SAGUN-RAY WHITE LICENCED REAL ESTATE AGENT MOB PACE, Distance 1980m, Addington - Survey 1980m

Result	TAB no.	Horse (Barrier)	1980 to	1800m to	1600m to	1400m to	1200m to	1000m to	800m to	600m to	400m to	200m to	Total or	Margin
5th	11	Mouton Cadet (11)	1800m	1600m	1400m	1200m	1000m	800m	600m	400m	200m	WP	Average	
		Position in running (margin)	-	8(4.7)	7(6.4)	7(7.1)	8(7.7)	10(6.4)	10(7.5)	8(5.9)	6(7.1)	4(5.0)		6.90
		Sectional time (s)	12.87	14.24	15.45	15.36	15.84	15.26	13.75	14.42	14.58	15.52		
		Cumulative time (s)	147.29	134.42	120.18	104.73	89.37	73.53	58.27	44.52	30.10	15.52	2:27.29	
		Speed (m/s)	13.99	14.04	12.94	13.02	12.63	13.11	14.55	13.87	13.72	12.89	13.44	
		Stride length (m)	6.22	6.32	6.03	6.10	5.93	6.00	6.31	6.04	5.93	5.94	6.08	
		Stride duration (s)	0.426	0.450	0.466	0.468	0.470	0.458	0.433	0.436	0.433	0.461	0.452	
		Stride efficiency (%)	60.55	62.35	56.84	58.10	54.96	56.34	62.15	57.05	55.01	55.17	57.73	
		Stride count	28.92	31.66	33.16	32.80	33.72	33.31	31.71	33.10	33.71	33.66	325.75	

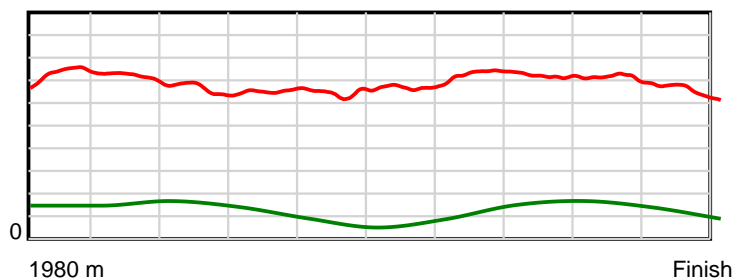
10 m Stride length



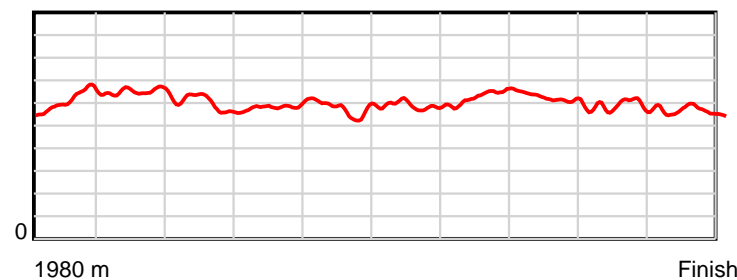
0.6 s Stride duration



20 m/sec Speed



100 % Stride efficiency



Note: Horizontal distance axis grid lines are 200m furlongs.

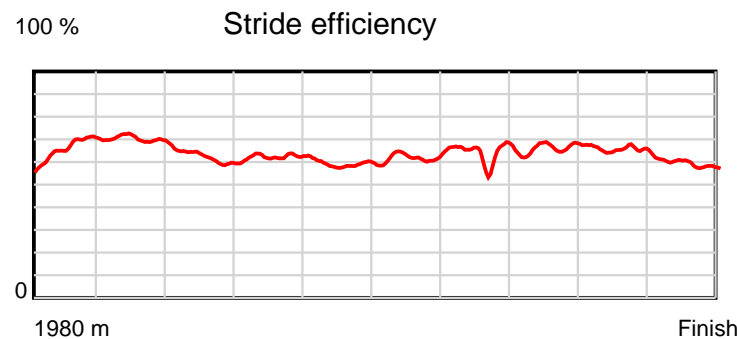
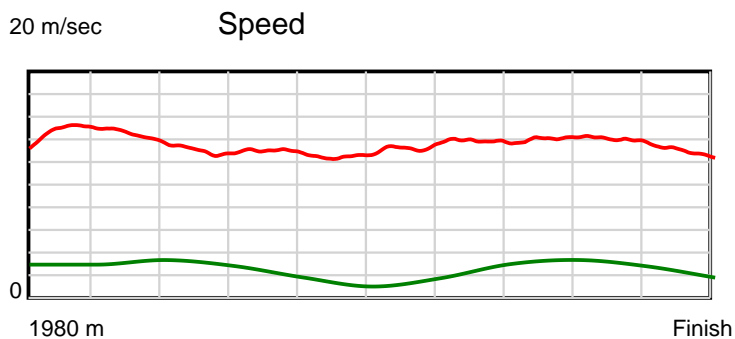
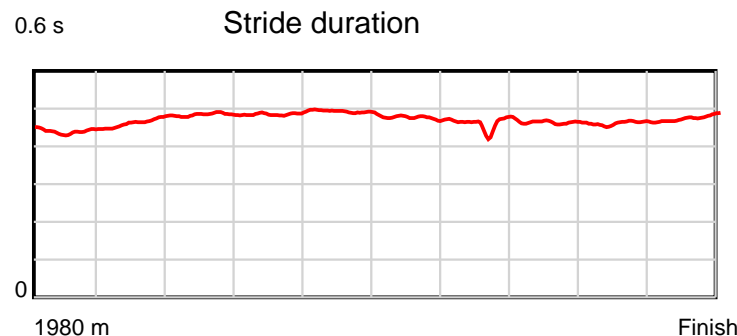
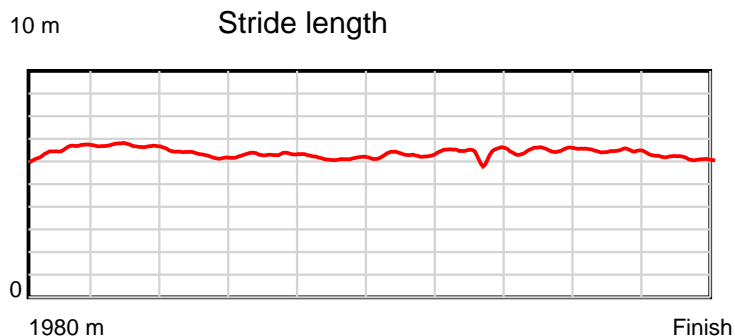
Disclaimer.

HRNZ and NZMTC and Thoroughbred Ratings Pty Ltd accepts no responsibility for the completeness or accuracy of any of the information contained herein, and makes no representations about its suitability for any particular purpose. Users should make their own judgements about those matters and/or seek independent advice. You assume all risks associated with use of the data provided on this page.

Race Results

June 22, 2025, Race 8, KLARISSE SAGUN-RAY WHITE LICENCED REAL ESTATE AGENT MOB PACE, Distance 1980m, Addington - Survey 1980m

Result	TAB no.	Horse (Barrier)	1980 to	1800m to	1600m to	1400m to	1200m to	1000m to	800m to	600m to	400m to	200m to	Total or	Margin
6th	1	Star Magic (2)	1800m	1600m	1400m	1200m	1000m	800m	600m	400m	200m	WP	Average	
		Position in running (margin)	-	3(2.4)	3(3.5)	3(2.5)	3(2.2)	3(2.7)	5(2.9)	7(5.5)	7(8.7)	5(6.1)		7.60
		Sectional time (s)	12.40	14.14	15.16	15.22	16.11	15.13	14.44	14.75	14.50	15.57		
		Cumulative time (s)	147.42	135.02	120.88	105.72	90.50	74.39	59.26	44.82	30.07	15.57	2:27.42	
		Speed (m/s)	14.52	14.14	13.19	13.14	12.41	13.22	13.85	13.56	13.79	12.85	13.43	
		Stride length (m)	6.50	6.57	6.38	6.38	6.11	6.28	6.38	6.26	6.36	6.12	6.33	
		Stride duration (s)	0.439	0.464	0.483	0.486	0.492	0.475	0.461	0.462	0.461	0.477	0.471	
		Stride efficiency (%)	65.99	67.37	63.58	63.64	58.24	61.71	63.68	61.29	63.30	58.58	62.62	
		Stride count	27.70	30.46	31.35	31.34	32.76	31.82	31.33	31.93	31.42	32.67	312.78	



Note: Horizontal distance axis grid lines are 200m furlongs.

Disclaimer.

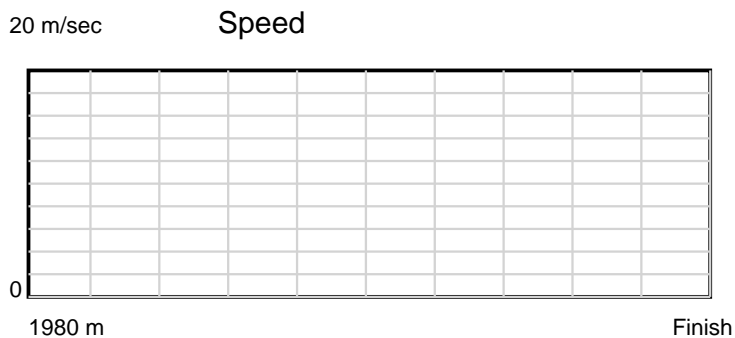
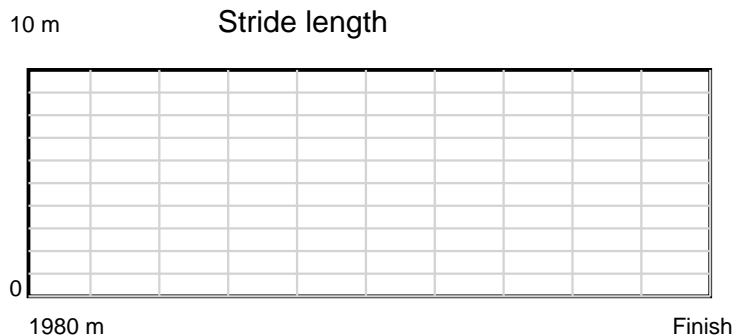
HRNZ and NZMTC and Thoroughbred Ratings Pty Ltd accepts no responsibility for the completeness or accuracy of any of the information contained herein, and makes no representations about its suitability for any particular purpose. Users should make their own judgements about those matters and/or seek independent advice. You assume all risks associated with use of the data provided on this page.



Race Results

June 22, 2025, Race 8, KLARISSE SAGUN-RAY WHITE LICENCED REAL ESTATE AGENT MOB PACE, Distance 1980m, Addington - Survey 1980m

Result	TAB no.	Horse (Barrier)	1980 to	1800m to	1600m to	1400m to	1200m to	1000m to	800m to	600m to	400m to	200m to	Total or	Margin
7th	3	Betterthandiva (4)	1800m	1600m	1400m	1200m	1000m	800m	600m	400m	200m	WP	Average	
		Position in running (margin)	-	4(2.8)	5(5.4)	2(2.2)	2(1.6)	2(1.0)	4(2.3)	5(4.1)	5(6.1)	8(8.5)		12.40
		Sectional time (s)	12.52	14.39	14.78	15.17	15.94	15.32	14.29	14.56	15.33	15.97		
		Cumulative time (s)	148.27	135.75	121.36	106.58	91.41	75.47	60.15	45.86	31.30	15.97	2:28.27	
		Speed (m/s)	14.38	13.90	13.53	13.18	12.55	13.05	14.00	13.74	13.05	12.52	13.35	
		Stride length (m)	0.00	0.00	0.00	0.00	0.00	0.00	0.00	0.00	0.00	0.00	nan	
		Stride duration (s)	0.000	0.000	0.000	0.000	0.000	0.000	0.000	0.000	0.000	0.000	nan	
		Stride efficiency (%)	0.00	0.00	0.00	0.00	0.00	0.00	0.00	0.00	0.00	0.00	nan	
		Stride count	0.00	0.00	0.00	0.00	0.00	0.00	0.00	0.00	0.00	0.00	0.00	



Note: Horizontal distance axis grid lines are 200m furlongs.

Disclaimer.

HRNZ and NZMTC and Thoroughbred Ratings Pty Ltd accepts no responsibility for the completeness or accuracy of any of the information contained herein, and makes no representations about its suitability for any particular purpose. Users should make their own judgements about those matters and/or seek independent advice. You assume all risks associated with use of the data provided on this page.



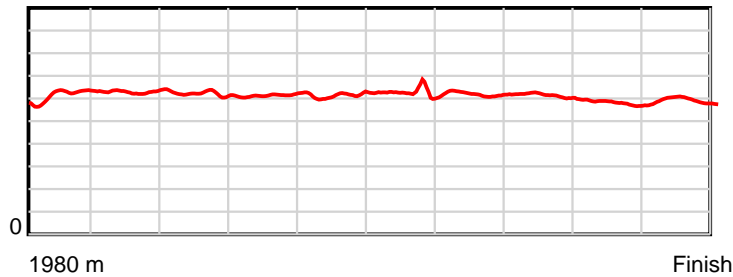
Race Results



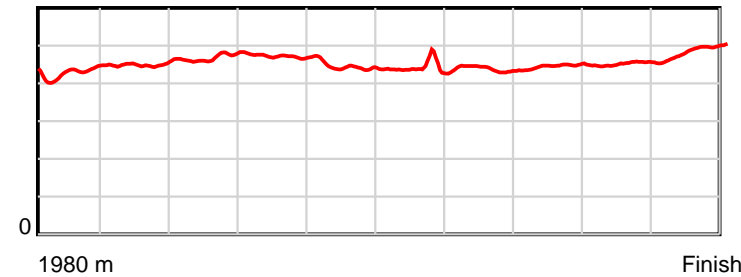
June 22, 2025, Race 8, KLARISSE SAGUN-RAY WHITE LICENCED REAL ESTATE AGENT MOB PACE, Distance 1980m, Addington - Survey 1980m

Result	TAB no.	Horse (Barrier)	1980 to	1800m to	1600m to	1400m to	1200m to	1000m to	800m to	600m to	400m to	200m to	Total or	Margin
8th	4	Lord Mudrick (5)	1800m	1600m	1400m	1200m	1000m	800m	600m	400m	200m	WP	Average	
		Position in running (margin)	-	7(4.5)	8(8.4)	9(8.6)	9(9.4)	4(3.1)	2(0.3)	3(1.4)	3(3.9)	7(7.9)		15.30
		Sectional time (s)	12.84	14.61	15.36	15.40	14.99	14.61	14.19	14.64	15.61	16.55		
		Cumulative time (s)	148.80	135.96	121.35	105.99	90.59	75.60	60.99	46.80	32.16	16.55	2:28.80	
		Speed (m/s)	14.02	13.69	13.02	12.99	13.34	13.69	14.09	13.66	12.81	12.08	13.31	
		Stride length (m)	6.08	6.16	6.10	6.12	5.92	6.00	6.18	6.10	5.79	5.91	6.03	
		Stride duration (s)	0.427	0.450	0.469	0.471	0.444	0.439	0.438	0.447	0.452	0.489	0.453	
		Stride efficiency (%)	57.82	59.21	58.24	58.52	54.82	56.27	59.65	58.19	52.43	54.57	56.90	
		Stride count	29.59	32.49	32.76	32.68	33.77	33.33	32.37	32.77	34.53	33.84	328.13	

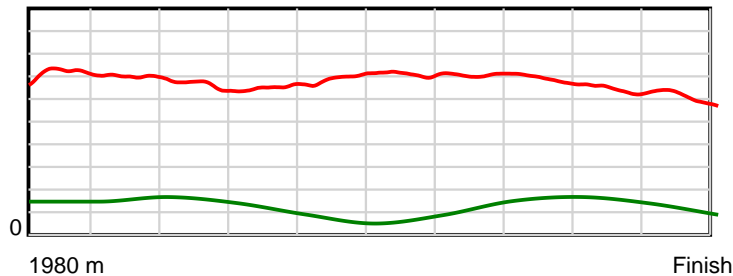
10 m Stride length



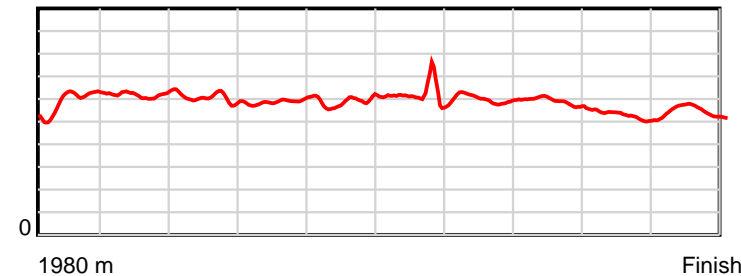
0.6 s Stride duration



20 m/sec Speed



100 % Stride efficiency



Note: Horizontal distance axis grid lines are 200m furlongs.

Disclaimer.

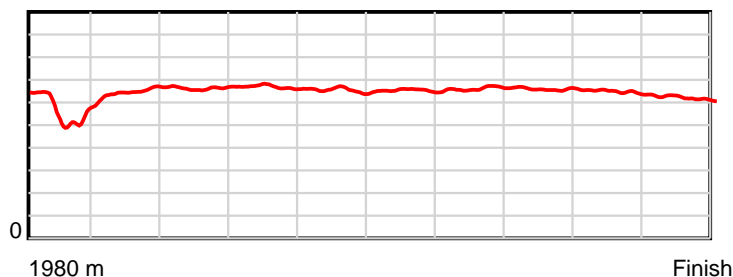
HRNZ and NZMTC and Thoroughbred Ratings Pty Ltd accepts no responsibility for the completeness or accuracy of any of the information contained herein, and makes no representations about its suitability for any particular purpose. Users should make their own judgements about those matters and/or seek independent advice. You assume all risks associated with use of the data provided on this page.

Race Results

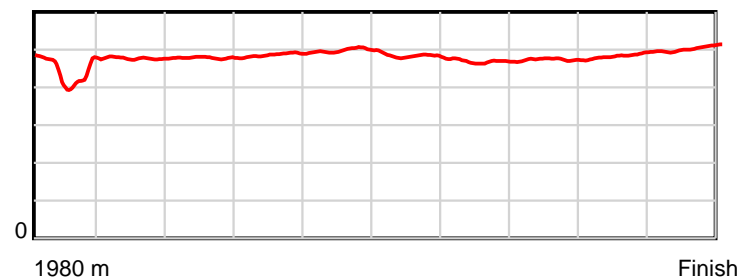
June 22, 2025, Race 8, KLARISSE SAGUN-RAY WHITE LICENCED REAL ESTATE AGENT MOB PACE, Distance 1980m, Addington - Survey 1980m

Result	TAB no.	Horse (Barrier)	1980 to	1800m to	1600m to	1400m to	1200m to	1000m to	800m to	600m to	400m to	200m to	Total or	Margin
9th	13	Flying For Me (1)	1800m	1600m	1400m	1200m	1000m	800m	600m	400m	200m	WP	Average	
		Position in running (margin)	-	12(18.1)	12(23.5)	12(18.5)	12(14.2)	12(12.2)	12(12.3)	12(12.6)	11(14.7)	10(15.9)		20.30
		Sectional time (s)	15.22	14.85	14.50	14.56	15.69	15.11	14.06	14.57	15.13	16.02		
		Cumulative time (s)	149.71	134.49	119.64	105.14	90.58	74.89	59.78	45.72	31.15	16.02	2:29.71	
		Speed (m/s)	11.83	13.47	13.79	13.74	12.75	13.24	14.22	13.73	13.22	12.48	13.23	
		Stride length (m)	5.46	6.43	6.59	6.69	6.35	6.38	6.66	6.51	6.42	6.29	6.37	
		Stride duration (s)	0.439	0.477	0.478	0.487	0.498	0.482	0.468	0.474	0.486	0.504	0.482	
		Stride efficiency (%)	46.66	64.60	67.93	69.94	63.00	63.54	69.32	66.15	64.46	61.81	63.40	
		Stride count	32.94	31.11	30.33	29.89	31.50	31.37	30.03	30.74	31.14	31.80	310.85	

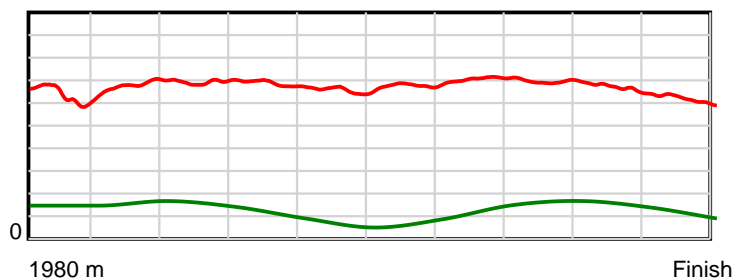
10 m Stride length



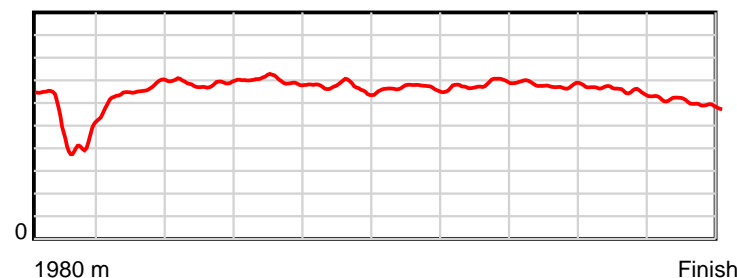
0.6 s Stride duration



20 m/sec Speed



100 % Stride efficiency



Note: Horizontal distance axis grid lines are 200m furlongs.

Disclaimer.

HRNZ and NZMTC and Thoroughbred Ratings Pty Ltd accepts no responsibility for the completeness or accuracy of any of the information contained herein, and makes no representations about its suitability for any particular purpose. Users should make their own judgements about those matters and/or seek independent advice. You assume all risks associated with use of the data provided on this page.



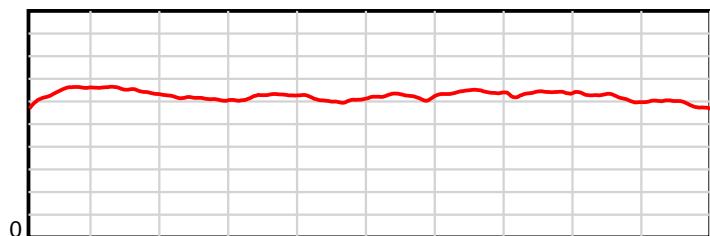
Race Results



June 22, 2025, Race 8, KLARISSE SAGUN-RAY WHITE LICENCED REAL ESTATE AGENT MOB PACE, Distance 1980m, Addington - Survey 1980m

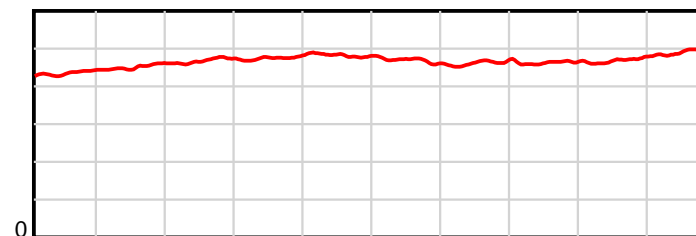
Result	TAB no.	Horse (Barrier)	1980 to	1800m to	1600m to	1400m to	1200m to	1000m to	800m to	600m to	400m to	200m to	Total or	Margin
10th	10	Shake A Leg (10)	1800m	1600m	1400m	1200m	1000m	800m	600m	400m	200m	WP	Average	
		Position in running (margin)	-	6(4.4)	4(4.4)	5(4.1)	4(4.1)	6(3.8)	7(4.2)	9(7.2)	8(9.9)	9(12.1)		21.00
		Sectional time (s)	12.78	13.96	15.26	15.27	16.00	15.15	14.49	14.68	15.29	16.94		
		Cumulative time (s)	149.82	137.04	123.08	107.82	92.55	76.55	61.40	46.91	32.23	16.94	2:29.82	
		Speed (m/s)	14.08	14.33	13.11	13.10	12.50	13.20	13.80	13.62	13.08	11.81	13.22	
		Stride length (m)	6.37	6.48	6.14	6.22	6.03	6.18	6.38	6.30	6.13	5.83	6.20	
		Stride duration (s)	0.436	0.452	0.468	0.475	0.483	0.468	0.462	0.462	0.469	0.494	0.469	
		Stride efficiency (%)	63.47	65.58	58.87	60.48	56.85	59.65	63.61	61.98	58.71	53.15	60.05	
		Stride count	28.24	30.87	32.58	32.15	33.16	32.37	31.35	31.76	32.63	34.29	319.40	

10 m Stride length



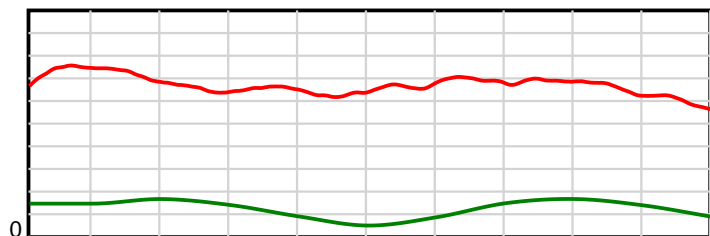
1980 m Finish

0.6 s Stride duration



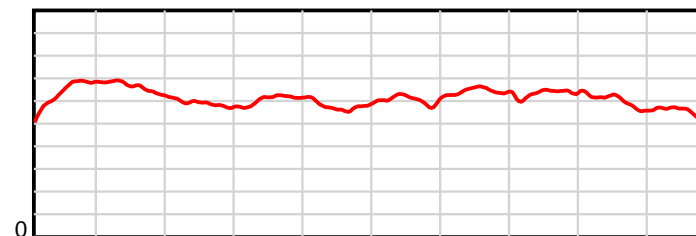
1980 m Finish

20 m/sec Speed



1980 m Finish

100 % Stride efficiency



1980 m Finish

Note: Horizontal distance axis grid lines are 200m furlongs.

Disclaimer.

HRNZ and NZMTC and Thoroughbred Ratings Pty Ltd accepts no responsibility for the completeness or accuracy of any of the information contained herein, and makes no representations about its suitability for any particular purpose. Users should make their own judgements about those matters and/or seek independent advice. You assume all risks associated with use of the data provided on this page.

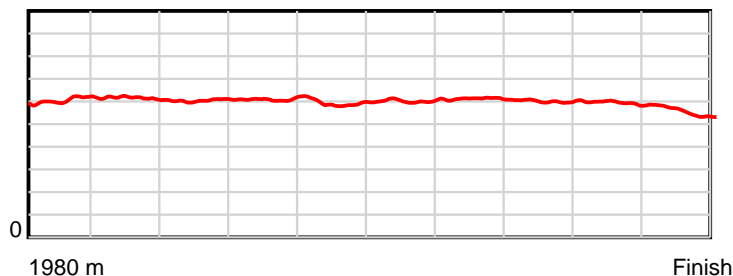


Race Results

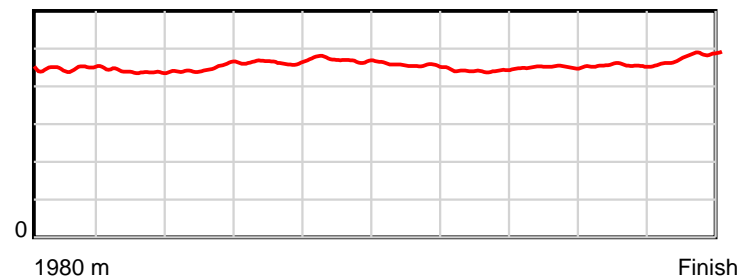
June 22, 2025, Race 8, KLARISSE SAGUN-RAY WHITE LICENCED REAL ESTATE AGENT MOB PACE, Distance 1980m, Addington - Survey 1980m

Result	TAB no.	Horse (Barrier)	1980 to	1800m to	1600m to	1400m to	1200m to	1000m to	800m to	600m to	400m to	200m to	Total or	Margin
11th	9	Penny Weight (9)	1800m	1600m	1400m	1200m	1000m	800m	600m	400m	200m	WP	Average	
		Position in running (margin)	-	11(8.9)	10(11.9)	8(7.8)	7(6.6)	9(5.9)	9(6.3)	10(8.6)	12(16.3)	11(20.1)		29.60
		Sectional time (s)	13.36	14.45	14.65	15.08	15.91	15.17	14.37	15.52	15.55	17.31		
		Cumulative time (s)	151.37	138.01	123.56	108.91	93.83	77.92	62.75	48.38	32.86	17.31	2:31.37	
		Speed (m/s)	13.47	13.84	13.65	13.26	12.57	13.18	13.92	12.89	12.86	11.55	13.08	
		Stride length (m)	6.06	6.08	6.12	6.14	5.91	6.02	6.14	5.81	5.85	5.54	5.96	
		Stride duration (s)	0.448	0.439	0.448	0.463	0.471	0.456	0.441	0.451	0.455	0.480	0.456	
		Stride efficiency (%)	57.43	57.73	58.55	58.95	54.65	56.58	58.93	52.83	53.53	47.97	55.54	
		Stride count	29.69	32.90	32.67	32.56	33.82	33.24	32.57	34.40	34.17	36.10	332.12	

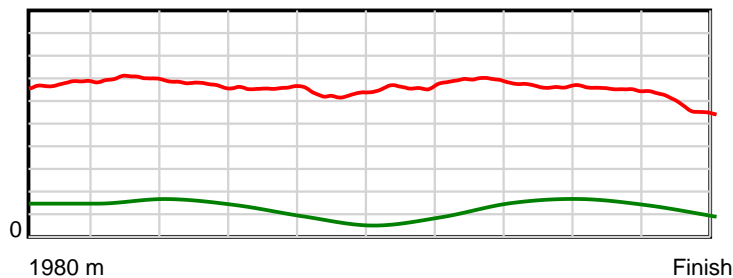
10 m Stride length



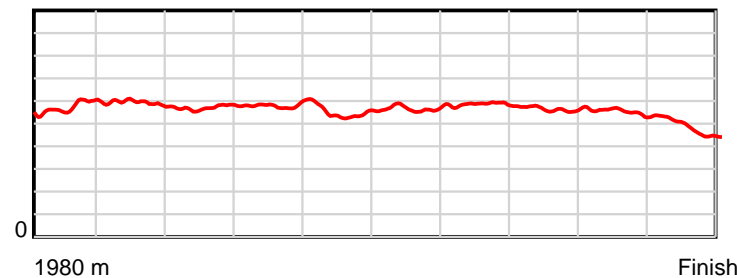
0.6 s Stride duration



20 m/sec Speed



100 % Stride efficiency



Note: Horizontal distance axis grid lines are 200m furlongs.

Disclaimer.

HRNZ and NZMTC and Thoroughbred Ratings Pty Ltd accepts no responsibility for the completeness or accuracy of any of the information contained herein, and makes no representations about its suitability for any particular purpose. Users should make their own judgements about those matters and/or seek independent advice. You assume all risks associated with use of the data provided on this page.

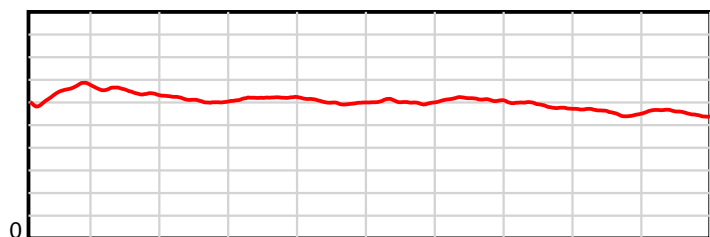


Race Results

June 22, 2025, Race 8, KLARISSE SAGUN-RAY WHITE LICENCED REAL ESTATE AGENT MOB PACE, Distance 1980m, Addington - Survey 1980m

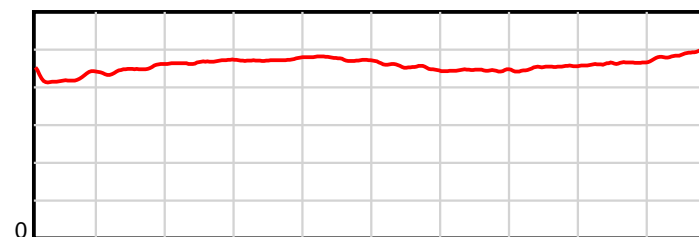
Result	TAB no.	Horse (Barrier)	1980 to	1800m to	1600m to	1400m to	1200m to	1000m to	800m to	600m to	400m to	200m to	Total or	Margin
12th	5	Gatecrasher (6)	1800m	1600m	1400m	1200m	1000m	800m	600m	400m	200m	WP	Average	
		Position in running (margin)	-	1(0.0)	1(0.0)	1(0.0)	1(0.0)	1(0.0)	1(0.0)	4(3.3)	9(10.8)	12(21.5)		34.80
		Sectional time (s)	12.11	13.95	15.32	15.27	16.04	15.10	14.55	15.47	16.72	17.78		
		Cumulative time (s)	152.31	140.20	126.25	110.93	95.66	79.62	64.52	49.97	34.50	17.78	2:32.31	
		Speed (m/s)	14.86	14.34	13.05	13.10	12.47	13.25	13.75	12.93	11.96	11.25	13.00	
		Stride length (m)	6.39	6.44	6.10	6.20	5.92	6.01	6.12	5.86	5.54	5.51	5.99	
		Stride duration (s)	0.424	0.449	0.468	0.473	0.475	0.454	0.445	0.453	0.464	0.490	0.461	
		Stride efficiency (%)	63.86	64.80	58.23	60.00	54.83	56.50	58.47	53.66	48.03	47.53	56.11	
		Stride count	28.16	31.06	32.76	32.28	33.76	33.26	32.70	34.13	36.07	36.26	330.44	

10 m Stride length



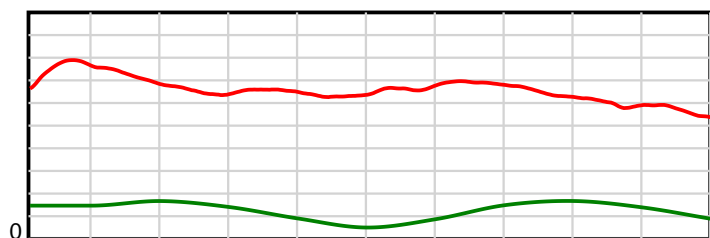
1980 m Finish

0.6 s Stride duration



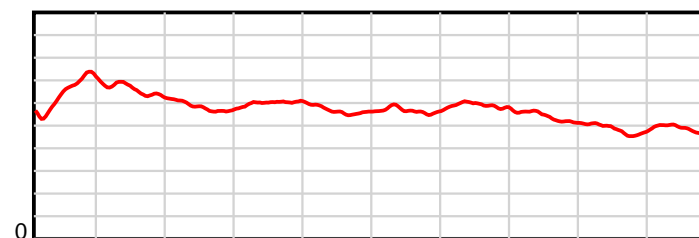
1980 m Finish

20 m/sec Speed



1980 m Finish

100 % Stride efficiency



1980 m Finish

Note: Horizontal distance axis grid lines are 200m furlongs.

Disclaimer.

HRNZ and NZMTC and Thoroughbred Ratings Pty Ltd accepts no responsibility for the completeness or accuracy of any of the information contained herein, and makes no representations about its suitability for any particular purpose. Users should make their own judgements about those matters and/or seek independent advice. You assume all risks associated with use of the data provided on this page.