



Race Results

NZ Metropolitan Trotting Club Inc, HRNZ, June 29, 2025

Compilation date: June 29, 2025, 1:30:28 PM (NZST)

Copyright © 2025 HRNZ and NZMTC. All rights reserved.

Trademarks.

StrideMASTER is a registered trademark of Thoroughbred Ratings Pty Ltd.

Disclaimer.

HRNZ and NZMTC and Thoroughbred Ratings Pty Ltd accepts no responsibility for the completeness or accuracy of any of the information contained herein, and makes no representations about its suitability for any particular purpose. Users should make their own judgements about those matters and/or seek independent advice. You assume all risks associated with use of the data provided on this page.



Race Results



June 29, 2025, Race 1, NZB / LOBURN SAWMILL- FOR ALL YOUR TIMBER NEEDS TROT, Distance 2600m, Addington - Survey 3200m

Result	TAB no.	Horse (Barrier)	2600 to	2400m to
1st	8	Father Mike (0)	2400m	2200m
		Position in running (margin)	-	9(10.4)
		Sectional time (s)	17.84	16.40
		Cumulative time (s)	209.94	192.10
		Speed (m/s)	11.21	12.20
		Stride length (m)	5.44	5.70
		Stride duration (s)	0.453	0.467
		Stride efficiency (%)	46.19	50.74
		Stride count	36.79	35.10

Disclaimer.

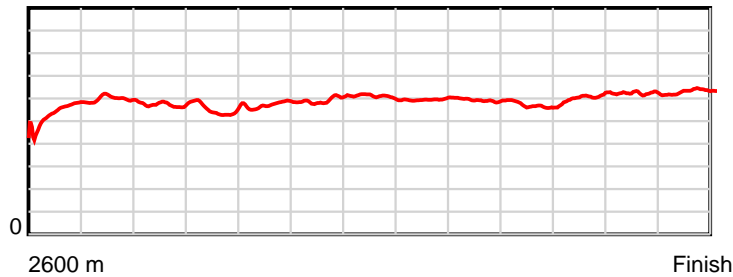
HRNZ and NZMTC and Thoroughbred Ratings Pty Ltd accepts no responsibility for the completeness or accuracy of any of the information contained herein, and makes no representations about its suitability for any particular purpose. Users should make their own judgements about those matters and/or seek independent advice. You assume all risks associated with use of the data provided on this page.

Race Results

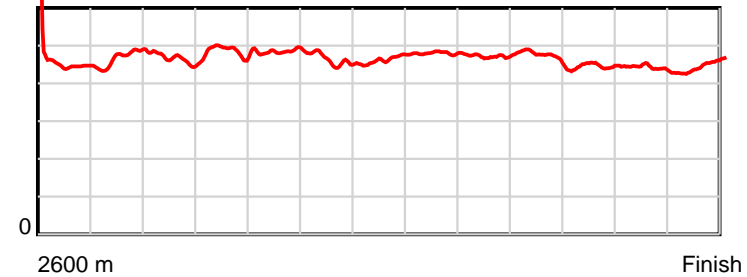
June 29, 2025, Race 1, NZB / LOBURN SAWMILL- FOR ALL YOUR TIMBER NEEDS TROT, Distance 2600m, Addington - Survey 3200m

Result	TAB no.	Horse (Barrier)	2200m to	2000m to	1800m to	1600m to	1400m to	1200m to	1000m to	800m to	600m to	400m to	200m to	Total or	Margin
1st	8	Father Mike (0)	2000m	1800m	1600m	1400m	1200m	1000m	800m	600m	400m	200m	WP	Average	
		Position in running (margin)	8(13.7)	7(11.9)	8(12.3)	9(11.8)	5(5.9)	3(1.4)	2(1.1)	2(2.2)	2(0.9)	2(0.2)	1(0.0)		0.00
		Sectional time (s)	16.74	17.69	17.27	15.83	15.31	16.50	16.54	16.55	14.84	14.33	14.10		
		Cumulative time (s)	175.70	158.96	141.27	124.00	108.17	92.86	76.36	59.82	43.27	28.43	14.10	3:29.94	
		Speed (m/s)	11.95	11.31	11.58	12.63	13.06	12.12	12.09	12.08	13.48	13.96	14.18	12.38	
		Stride length (m)	5.56	5.50	5.61	5.83	6.06	5.81	5.71	5.67	6.00	6.14	6.35	5.79	
		Stride duration (s)	0.465	0.486	0.484	0.462	0.464	0.480	0.472	0.469	0.445	0.440	0.448	0.467	
		Stride efficiency (%)	48.32	47.26	49.13	53.18	57.42	52.83	51.00	50.19	56.34	58.90	63.08	52.34	
		Stride count	35.97	36.37	35.67	34.28	32.99	34.40	35.01	35.29	33.31	32.58	31.48	449.24	

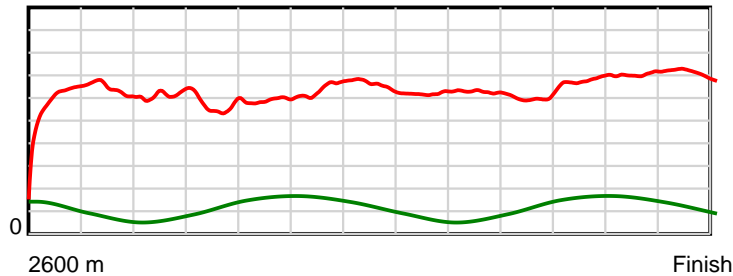
10 m Stride length



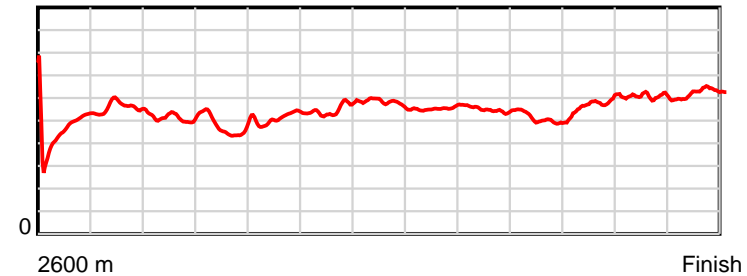
0.6 s Stride duration



20 m/sec Speed



100 % Stride efficiency



Note: Horizontal distance axis grid lines are 200m furlongs.

Disclaimer.

HRNZ and NZMTC and Thoroughbred Ratings Pty Ltd accepts no responsibility for the completeness or accuracy of any of the information contained herein, and makes no representations about its suitability for any particular purpose. Users should make their own judgements about those matters and/or seek independent advice. You assume all risks associated with use of the data provided on this page.



Race Results



June 29, 2025, Race 1, NZB / LOBURN SAWMILL- FOR ALL YOUR TIMBER NEEDS TROT, Distance 2600m, Addington - Survey 3200m

Result	TAB no.	Horse (Barrier)	2600 to	2400m to
2nd	6	Origin (7)	2400m	2200m
		Position in running (margin)	-	1(0.0)
		Sectional time (s)	15.93	15.86
		Cumulative time (s)	210.30	194.37
		Speed (m/s)	12.56	12.61
		Stride length (m)	5.76	5.93
		Stride duration (s)	0.460	0.471
		Stride efficiency (%)	51.85	55.02
		Stride count	34.72	33.71

Disclaimer.

HRNZ and NZMTC and Thoroughbred Ratings Pty Ltd accepts no responsibility for the completeness or accuracy of any of the information contained herein, and makes no representations about its suitability for any particular purpose. Users should make their own judgements about those matters and/or seek independent advice. You assume all risks associated with use of the data provided on this page.



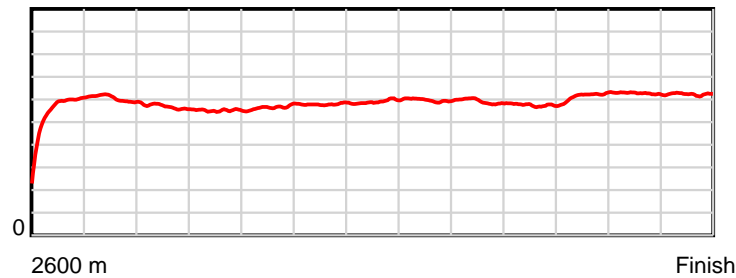
Race Results



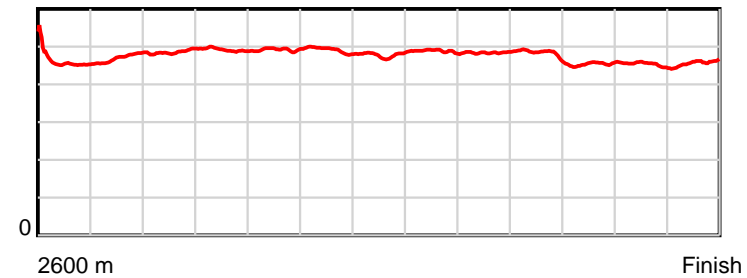
June 29, 2025, Race 1, NZB / LOBURN SAWMILL- FOR ALL YOUR TIMBER NEEDS TROT, Distance 2600m, Addington - Survey 3200m

Result	TAB no.	Horse (Barrier)	2200m to	2000m to	1800m to	1600m to	1400m to	1200m to	1000m to	800m to	600m to	400m to	200m to	Total or	Margin
2nd	6	Origin (7)	2000m	1800m	1600m	1400m	1200m	1000m	800m	600m	400m	200m	WP	Average	
		Position in running (margin)	1(0.0)	1(0.0)	1(0.0)	1(0.0)	1(0.0)	1(0.0)	1(0.0)	1(0.0)	1(0.0)	1(0.0)	2(0.8)		2.00
		Sectional time (s)	17.03	17.63	17.35	16.82	16.05	16.55	16.36	16.76	14.95	14.49	14.52		
		Cumulative time (s)	178.51	161.48	143.85	126.50	109.68	93.63	77.08	60.72	43.96	29.01	14.52	3:30.30	
		Speed (m/s)	11.74	11.34	11.53	11.89	12.46	12.08	12.22	11.93	13.38	13.80	13.77	12.36	
		Stride length (m)	5.70	5.58	5.67	5.84	5.96	5.90	5.92	5.76	6.08	6.25	6.30	5.89	
		Stride duration (s)	0.486	0.492	0.492	0.491	0.478	0.488	0.484	0.483	0.454	0.453	0.457	0.476	
		Stride efficiency (%)	50.80	48.67	50.19	53.33	55.53	54.33	54.73	51.81	57.67	60.96	61.98	54.18	
		Stride count	35.08	35.84	35.29	34.23	33.55	33.92	33.80	34.73	32.92	32.02	31.76	441.57	

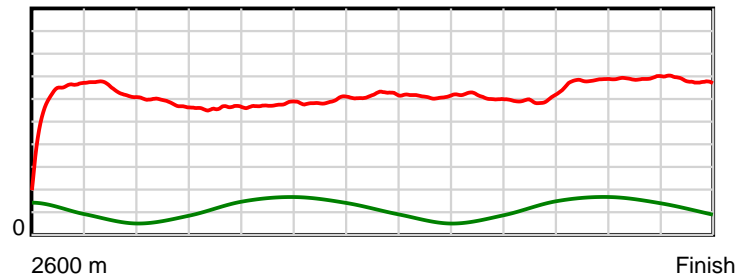
10 m Stride length



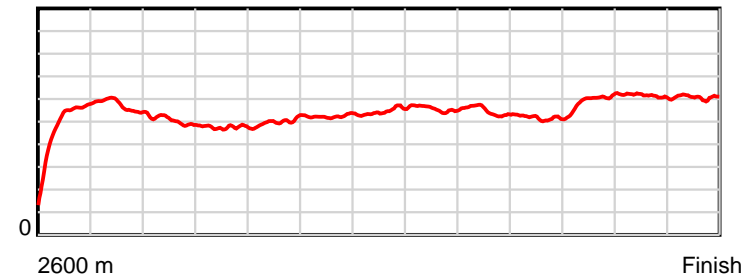
0.6 s Stride duration



20 m/sec Speed



100 % Stride efficiency



Note: Horizontal distance axis grid lines are 200m furlongs.

Disclaimer.

HRNZ and NZMTC and Thoroughbred Ratings Pty Ltd accepts no responsibility for the completeness or accuracy of any of the information contained herein, and makes no representations about its suitability for any particular purpose. Users should make their own judgements about those matters and/or seek independent advice. You assume all risks associated with use of the data provided on this page.



Race Results



June 29, 2025, Race 1, NZB / LOBURN SAWMILL- FOR ALL YOUR TIMBER NEEDS TROT, Distance 2600m, Addington - Survey 3200m

Result	TAB no.	Horse (Barrier)	2600 to	2400m to
3rd	9	Ruthless Emma (1)	2400m	2200m
		Position in running (margin)	-	8(10.2)
		Sectional time (s)	17.77	15.71
		Cumulative time (s)	210.33	192.56
		Speed (m/s)	11.26	12.73
		Stride length (m)	5.41	5.59
		Stride duration (s)	0.440	0.439
		Stride efficiency (%)	45.77	48.90
		Stride count	36.96	35.75

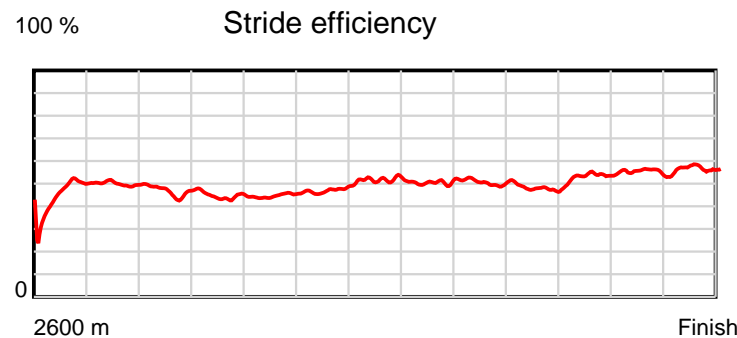
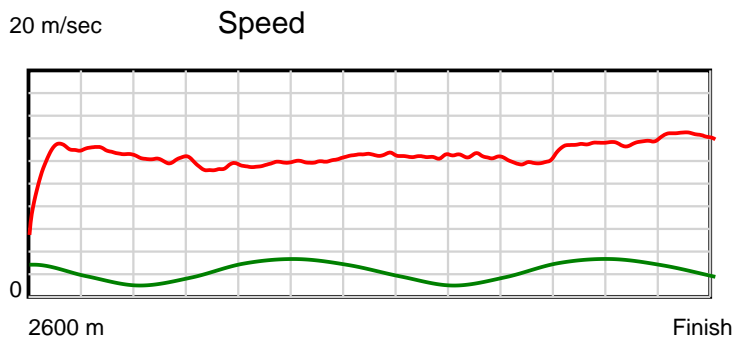
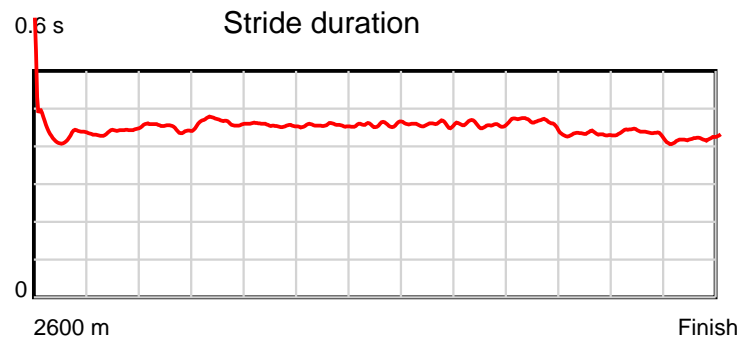
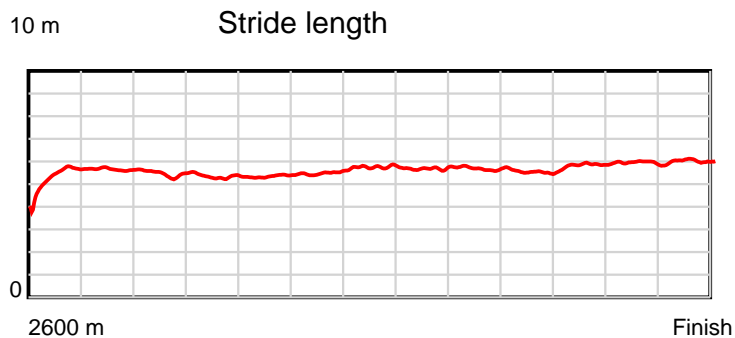
Disclaimer.

HRNZ and NZMTC and Thoroughbred Ratings Pty Ltd accepts no responsibility for the completeness or accuracy of any of the information contained herein, and makes no representations about its suitability for any particular purpose. Users should make their own judgements about those matters and/or seek independent advice. You assume all risks associated with use of the data provided on this page.

Race Results

June 29, 2025, Race 1, NZB / LOBURN SAWMILL- FOR ALL YOUR TIMBER NEEDS TROT, Distance 2600m, Addington - Survey 3200m

Result	TAB no.	Horse (Barrier)	2200m to	2000m to	1800m to	1600m to	1400m to	1200m to	1000m to	800m to	600m to	400m to	200m to	Total or	Margin
3rd	9	Ruthless Emma (1)	2000m	1800m	1600m	1400m	1200m	1000m	800m	600m	400m	200m	WP	Average	
		Position in running (margin)	5(9.3)	5(7.9)	4(6.3)	4(5.2)	4(4.3)	5(3.3)	4(3.4)	4(4.4)	5(3.2)	5(2.6)	4(3.3)		2.20
		Sectional time (s)	16.80	17.36	17.17	16.67	15.88	16.57	16.54	16.56	14.84	14.48	13.98		
		Cumulative time (s)	176.85	160.05	142.69	125.52	108.85	92.97	76.40	59.86	43.30	28.46	13.98	3:30.33	
		Speed (m/s)	11.90	11.52	11.65	12.00	12.59	12.07	12.09	12.08	13.48	13.81	14.31	12.36	
		Stride length (m)	5.36	5.37	5.31	5.47	5.78	5.54	5.55	5.56	5.83	5.99	6.02	5.59	
		Stride duration (s)	0.450	0.466	0.456	0.456	0.459	0.459	0.459	0.461	0.433	0.434	0.421	0.452	
		Stride efficiency (%)	44.89	44.99	44.08	46.75	52.12	47.93	48.14	48.39	53.16	56.02	56.68	48.83	
		Stride count	37.31	37.27	37.66	36.56	34.63	36.11	36.03	35.94	34.29	33.40	33.21	465.12	



Note: Horizontal distance axis grid lines are 200m furlongs.

Disclaimer.

HRNZ and NZMTC and Thoroughbred Ratings Pty Ltd accepts no responsibility for the completeness or accuracy of any of the information contained herein, and makes no representations about its suitability for any particular purpose. Users should make their own judgements about those matters and/or seek independent advice. You assume all risks associated with use of the data provided on this page.



Race Results



June 29, 2025, Race 1, NZB / LOBURN SAWMILL- FOR ALL YOUR TIMBER NEEDS TROT, Distance 2600m, Addington - Survey 3200m

Result	TAB no.	Horse (Barrier)	2600 to	2400m to
4th	2	Muscle Dash (3)	2400m	2200m
		Position in running (margin)	-	2(2.2)
		Sectional time (s)	16.35	15.79
		Cumulative time (s)	210.35	194.00
		Speed (m/s)	12.23	12.67
		Stride length (m)	5.78	6.08
		Stride duration (s)	0.467	0.480
		Stride efficiency (%)	52.18	57.77
		Stride count	34.61	32.89

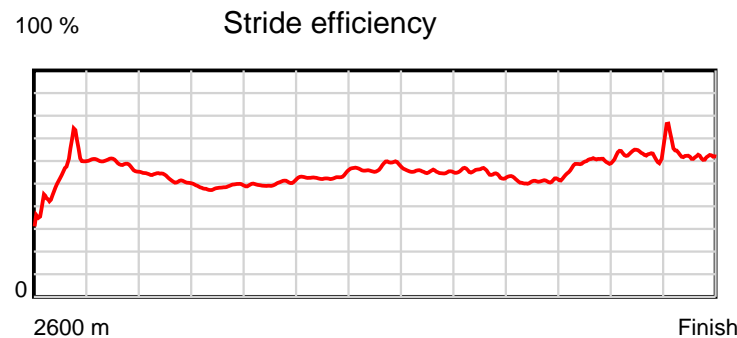
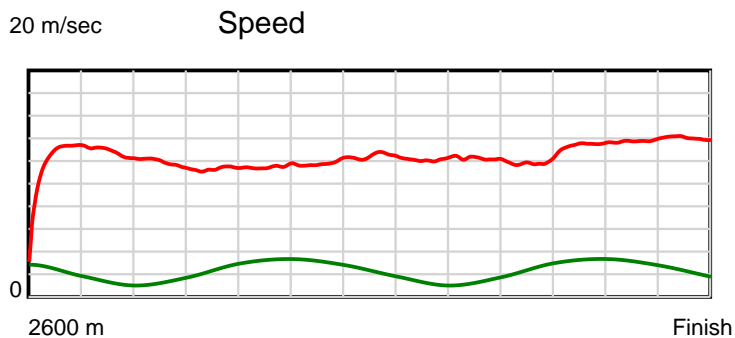
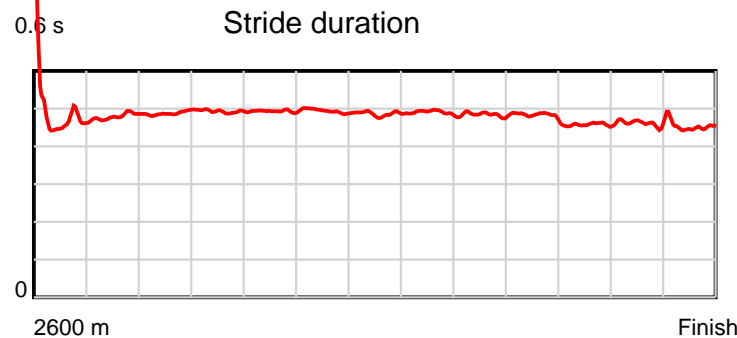
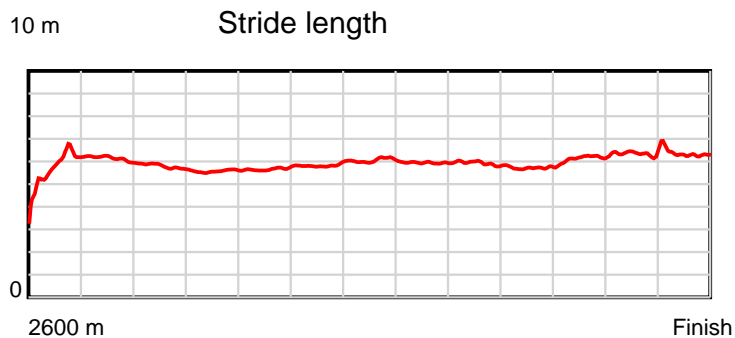
Disclaimer.

HRNZ and NZMTC and Thoroughbred Ratings Pty Ltd accepts no responsibility for the completeness or accuracy of any of the information contained herein, and makes no representations about its suitability for any particular purpose. Users should make their own judgements about those matters and/or seek independent advice. You assume all risks associated with use of the data provided on this page.

Race Results

June 29, 2025, Race 1, NZB / LOBURN SAWMILL- FOR ALL YOUR TIMBER NEEDS TROT, Distance 2600m, Addington - Survey 3200m

Result	TAB no.	Horse (Barrier)	2200m to	2000m to	1800m to	1600m to	1400m to	1200m to	1000m to	800m to	600m to	400m to	200m to	Total or	Margin
4th	2	Muscle Dash (3)	2000m	1800m	1600m	1400m	1200m	1000m	800m	600m	400m	200m	WP	Average	
		Position in running (margin)	2(1.8)	2(2.4)	2(2.4)	2(2.6)	2(1.8)	2(1.1)	3(1.4)	3(2.8)	4(2.7)	3(1.8)	3(1.6)		2.30
		Sectional time (s)	17.12	17.65	17.38	16.68	15.94	16.59	16.59	16.75	14.80	14.33	14.38		
		Cumulative time (s)	178.21	161.09	143.44	126.06	109.38	93.44	76.85	60.26	43.51	28.71	14.38	3:30.35	
		Speed (m/s)	11.68	11.33	11.51	11.99	12.55	12.06	12.06	11.94	13.51	13.96	13.91	12.36	
		Stride length (m)	5.70	5.59	5.68	5.92	6.11	5.91	5.83	5.75	6.18	6.48	6.25	5.93	
		Stride duration (s)	0.488	0.493	0.493	0.494	0.487	0.490	0.484	0.482	0.457	0.464	0.449	0.480	
		Stride efficiency (%)	50.74	48.75	50.41	54.80	58.26	54.50	53.20	51.66	59.64	65.56	60.97	54.98	
		Stride count	35.10	35.81	35.21	33.77	32.75	33.87	34.28	34.78	32.37	30.88	32.02	438.34	



Note: Horizontal distance axis grid lines are 200m furlongs.

Disclaimer.

HRNZ and NZMTC and Thoroughbred Ratings Pty Ltd accepts no responsibility for the completeness or accuracy of any of the information contained herein, and makes no representations about its suitability for any particular purpose. Users should make their own judgements about those matters and/or seek independent advice. You assume all risks associated with use of the data provided on this page.



Race Results



June 29, 2025, Race 1, NZB / LOBURN SAWMILL- FOR ALL YOUR TIMBER NEEDS TROT, Distance 2600m, Addington - Survey 3200m

Result	TAB no.	Horse (Barrier)	2600 to	2400m to
5th	5	Stuarts Buller... (6)	2400m	2200m
		Position in running (margin)	-	6(7.9)
		Sectional time (s)	17.44	16.50
		Cumulative time (s)	211.20	193.76
		Speed (m/s)	11.47	12.12
		Stride length (m)	5.63	5.84
		Stride duration (s)	0.465	0.481
		Stride efficiency (%)	49.61	53.23
		Stride count	35.49	34.27

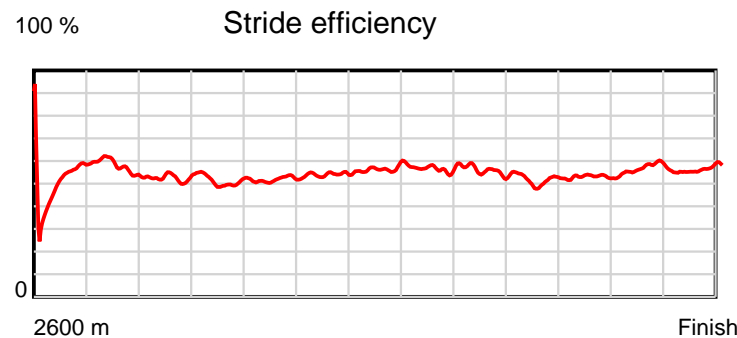
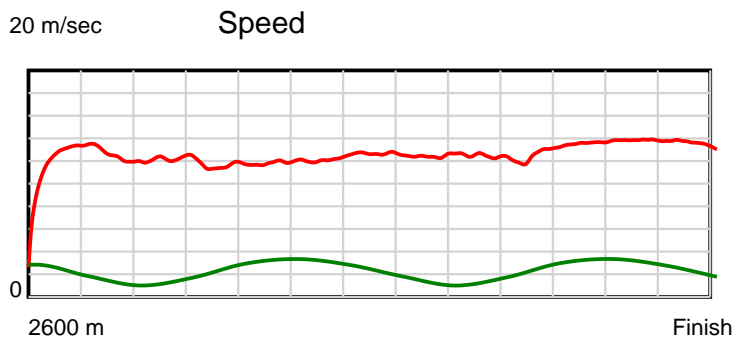
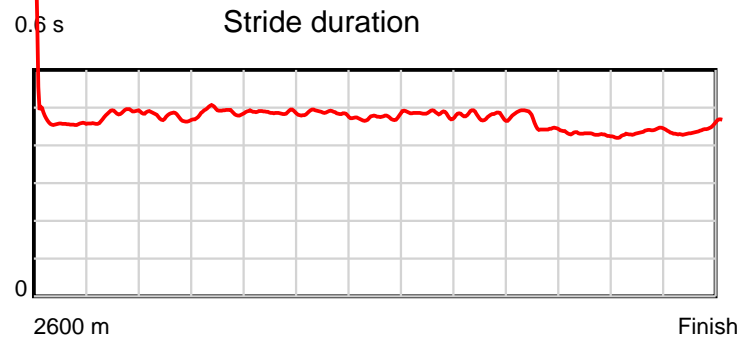
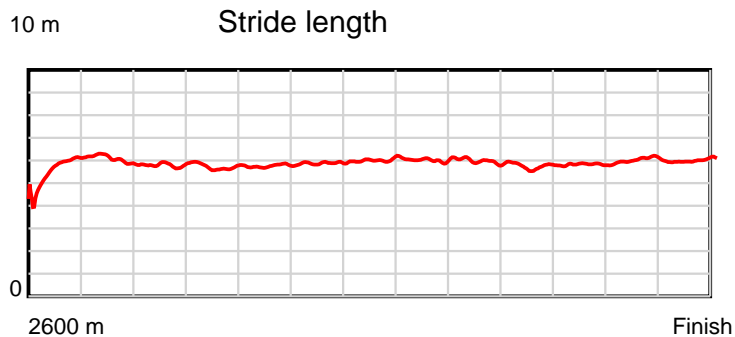
Disclaimer.

HRNZ and NZMTC and Thoroughbred Ratings Pty Ltd accepts no responsibility for the completeness or accuracy of any of the information contained herein, and makes no representations about its suitability for any particular purpose. Users should make their own judgements about those matters and/or seek independent advice. You assume all risks associated with use of the data provided on this page.

Race Results

June 29, 2025, Race 1, NZB / LOBURN SAWMILL- FOR ALL YOUR TIMBER NEEDS TROT, Distance 2600m, Addington - Survey 3200m

Result	TAB no.	Horse (Barrier)	2200m to	2000m to	1800m to	1600m to	1400m to	1200m to	1000m to	800m to	600m to	400m to	200m to	Total or	Margin
5th	5	Stuarts Buller... (6)	2000m	1800m	1600m	1400m	1200m	1000m	800m	600m	400m	200m	WP	Average	
		Position in running (margin)	7(11.8)	6(10.1)	6(8.1)	6(7.2)	7(6.5)	6(5.2)	6(5.2)	6(6.2)	3(1.3)	4(2.0)	5(3.6)		7.00
		Sectional time (s)	16.76	17.31	17.19	16.70	15.84	16.55	16.52	15.95	15.06	14.64	14.74		
		Cumulative time (s)	177.26	160.50	143.19	126.00	109.30	93.46	76.91	60.39	44.44	29.38	14.74	3:31.20	
		Speed (m/s)	11.93	11.55	11.63	11.98	12.63	12.08	12.11	12.54	13.28	13.66	13.57	12.31	
		Stride length (m)	5.69	5.67	5.67	5.82	6.00	5.85	5.79	5.75	5.69	5.96	6.03	5.80	
		Stride duration (s)	0.476	0.491	0.487	0.486	0.475	0.484	0.478	0.458	0.428	0.436	0.444	0.471	
		Stride efficiency (%)	50.51	50.27	50.24	52.85	56.31	53.47	52.38	51.58	50.52	55.46	56.77	52.48	
		Stride count	35.18	35.26	35.27	34.39	33.32	34.19	34.54	34.81	35.18	33.57	33.18	448.65	



Note: Horizontal distance axis grid lines are 200m furlongs.

Disclaimer.

HRNZ and NZMTC and Thoroughbred Ratings Pty Ltd accepts no responsibility for the completeness or accuracy of any of the information contained herein, and makes no representations about its suitability for any particular purpose. Users should make their own judgements about those matters and/or seek independent advice. You assume all risks associated with use of the data provided on this page.



Race Results



June 29, 2025, Race 1, NZB / LOBURN SAWMILL- FOR ALL YOUR TIMBER NEEDS TROT, Distance 2600m, Addington - Survey 3200m

Result	TAB no.	Horse (Barrier)	2600 to	2400m to
6th	3	Royal House (4)	2400m	2200m
		Position in running (margin)	-	7(8.0)
		Sectional time (s)	17.18	15.72
		Cumulative time (s)	211.42	194.24
		Speed (m/s)	11.64	12.72
		Stride length (m)	5.23	5.60
		Stride duration (s)	0.447	0.440
		Stride efficiency (%)	42.72	48.93
		Stride count	38.25	35.74

Disclaimer.

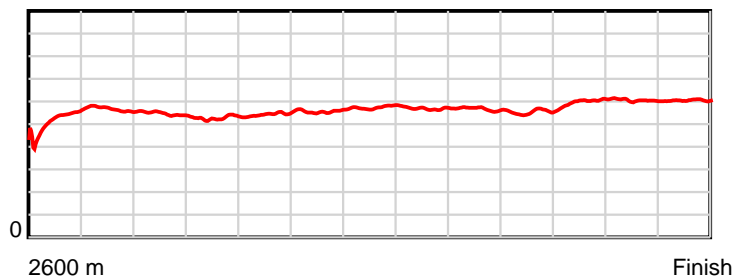
HRNZ and NZMTC and Thoroughbred Ratings Pty Ltd accepts no responsibility for the completeness or accuracy of any of the information contained herein, and makes no representations about its suitability for any particular purpose. Users should make their own judgements about those matters and/or seek independent advice. You assume all risks associated with use of the data provided on this page.

Race Results

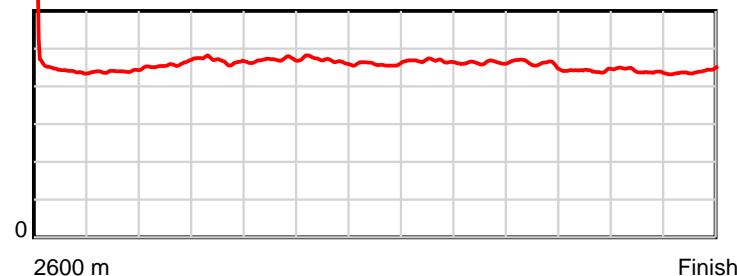
June 29, 2025, Race 1, NZB / LOBURN SAWMILL- FOR ALL YOUR TIMBER NEEDS TROT, Distance 2600m, Addington - Survey 3200m

Result	TAB no.	Horse (Barrier)	2200m to	2000m to	1800m to	1600m to	1400m to	1200m to	1000m to	800m to	600m to	400m to	200m to	Total or	Margin
6th	3	Royal House (4)	2000m	1800m	1600m	1400m	1200m	1000m	800m	600m	400m	200m	WP	Average	
		Position in running (margin)	4(7.1)	4(7.1)	5(7.2)	5(6.9)	6(6.3)	7(5.8)	7(6.1)	7(6.9)	8(5.7)	7(5.5)	6(6.5)		8.20
		Sectional time (s)	17.02	17.65	17.30	16.73	15.97	16.59	16.50	16.56	14.91	14.53	14.76		
		Cumulative time (s)	178.52	161.50	143.85	126.55	109.82	93.85	77.26	60.76	44.20	29.29	14.76	3:31.42	
		Speed (m/s)	11.75	11.33	11.56	11.95	12.52	12.06	12.12	12.08	13.41	13.76	13.55	12.30	
		Stride length (m)	5.38	5.31	5.44	5.62	5.75	5.63	5.61	5.56	5.93	6.06	5.97	5.61	
		Stride duration (s)	0.458	0.468	0.470	0.470	0.459	0.467	0.463	0.460	0.442	0.440	0.441	0.456	
		Stride efficiency (%)	45.22	44.04	46.16	49.27	51.71	49.61	49.13	48.34	54.93	57.36	55.66	49.19	
		Stride count	37.18	37.67	36.80	35.62	34.77	35.50	35.67	35.96	33.73	33.01	33.51	463.41	

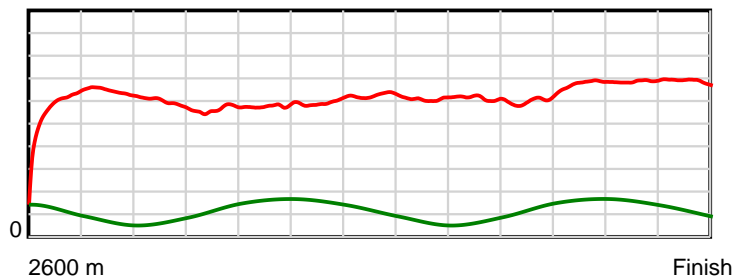
10 m Stride length



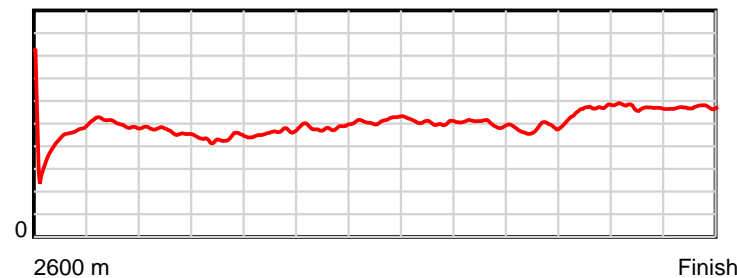
0.6 s Stride duration



20 m/sec Speed



100 % Stride efficiency



Note: Horizontal distance axis grid lines are 200m furlongs.

Disclaimer.

HRNZ and NZMTC and Thoroughbred Ratings Pty Ltd accepts no responsibility for the completeness or accuracy of any of the information contained herein, and makes no representations about its suitability for any particular purpose. Users should make their own judgements about those matters and/or seek independent advice. You assume all risks associated with use of the data provided on this page.



Race Results



June 29, 2025, Race 1, NZB / LOBURN SAWMILL- FOR ALL YOUR TIMBER NEEDS TROT, Distance 2600m, Addington - Survey 3200m

Result	TAB no.	Horse (Barrier)	2600 to	2400m to
7th	7	Bacardi Doll (8)	2400m	2200m
		Position in running (margin)	-	3(4.7)
		Sectional time (s)	16.95	16.68
		Cumulative time (s)	211.55	194.60
		Speed (m/s)	11.80	11.99
		Stride length (m)	5.50	5.69
		Stride duration (s)	0.461	0.475
		Stride efficiency (%)	47.28	50.62
		Stride count	36.36	35.14

Disclaimer.

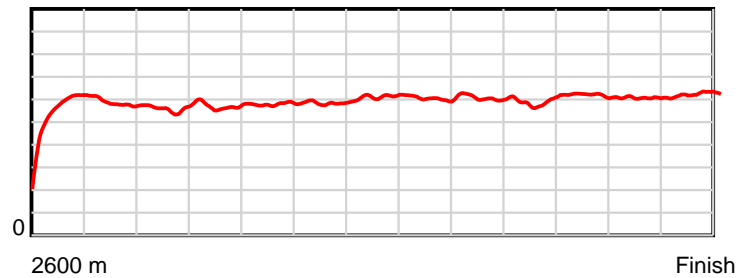
HRNZ and NZMTC and Thoroughbred Ratings Pty Ltd accepts no responsibility for the completeness or accuracy of any of the information contained herein, and makes no representations about its suitability for any particular purpose. Users should make their own judgements about those matters and/or seek independent advice. You assume all risks associated with use of the data provided on this page.

Race Results

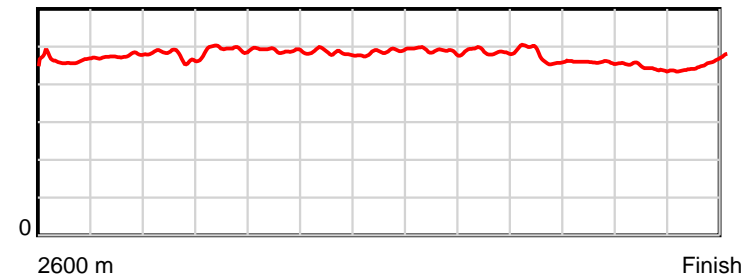
June 29, 2025, Race 1, NZB / LOBURN SAWMILL- FOR ALL YOUR TIMBER NEEDS TROT, Distance 2600m, Addington - Survey 3200m

Result	TAB no.	Horse (Barrier)	2200m to	2000m to	1800m to	1600m to	1400m to	1200m to	1000m to	800m to	600m to	400m to	200m to	Total or	Margin
7th	7	Bacardi Doll (8)	2000m	1800m	1600m	1400m	1200m	1000m	800m	600m	400m	200m	WP	Average	
		Position in running (margin)	6(9.7)	8(12.0)	7(10.2)	7(9.4)	9(8.5)	8(7.4)	8(7.2)	8(7.9)	6(3.3)	6(5.0)	7(7.0)		9.00
		Sectional time (s)	17.42	17.33	17.22	16.67	15.86	16.51	16.49	15.99	15.23	14.69	14.51		
		Cumulative time (s)	177.92	160.50	143.17	125.95	109.28	93.42	76.91	60.42	44.43	29.20	14.51	3:31.55	
		Speed (m/s)	11.48	11.54	11.61	12.00	12.61	12.11	12.13	12.51	13.13	13.61	13.78	12.29	
		Stride length (m)	5.47	5.70	5.69	5.81	6.14	5.93	5.92	5.92	6.02	6.03	6.29	5.84	
		Stride duration (s)	0.476	0.494	0.490	0.484	0.487	0.489	0.488	0.474	0.458	0.443	0.456	0.476	
		Stride efficiency (%)	46.76	50.80	50.52	52.75	58.97	54.88	54.68	54.86	56.55	56.73	61.73	53.38	
		Stride count	36.56	35.08	35.17	34.42	32.56	33.75	33.81	33.76	33.25	33.19	31.82	444.87	

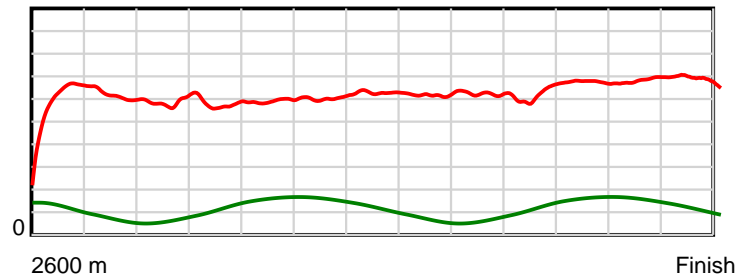
10 m Stride length



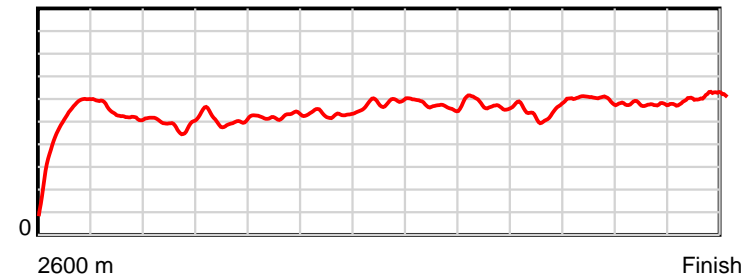
0.6 s Stride duration



20 m/sec Speed



100 % Stride efficiency



Note: Horizontal distance axis grid lines are 200m furlongs.

Disclaimer.

HRNZ and NZMTC and Thoroughbred Ratings Pty Ltd accepts no responsibility for the completeness or accuracy of any of the information contained herein, and makes no representations about its suitability for any particular purpose. Users should make their own judgements about those matters and/or seek independent advice. You assume all risks associated with use of the data provided on this page.



Race Results



June 29, 2025, Race 1, NZB / LOBURN SAWMILL- FOR ALL YOUR TIMBER NEEDS TROT, Distance 2600m, Addington - Survey 3200m

Result	TAB no.	Horse (Barrier)	2600 to	2400m to
8th	1	Hoofn It (2)	2400m	2200m
		Position in running (margin)	-	4(5.5)
		Sectional time (s)	16.97	15.68
		Cumulative time (s)	211.91	194.94
		Speed (m/s)	11.79	12.76
		Stride length (m)	5.74	6.09
		Stride duration (s)	0.474	0.478
		Stride efficiency (%)	51.52	57.99
		Stride count	34.83	32.83

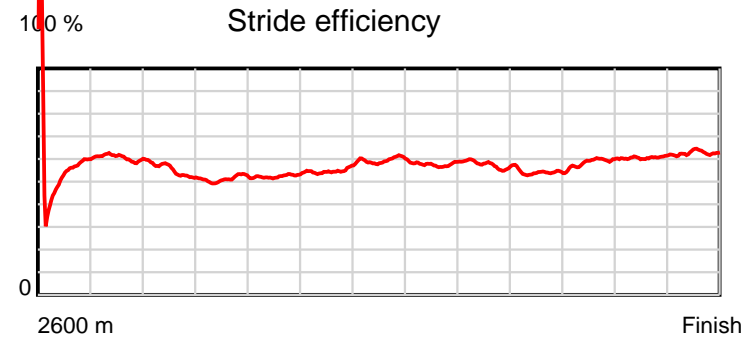
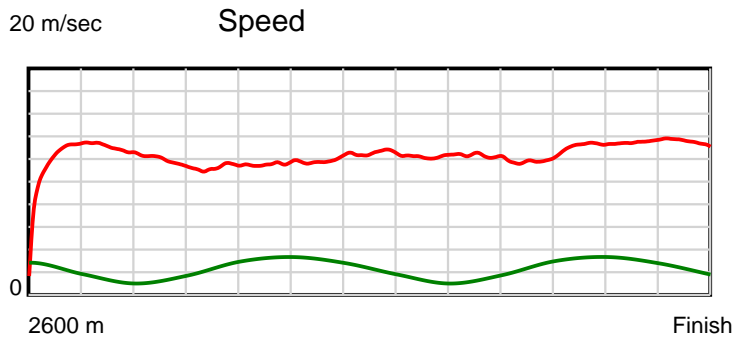
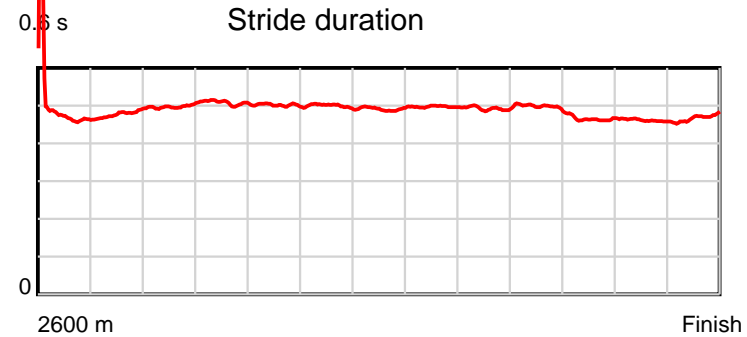
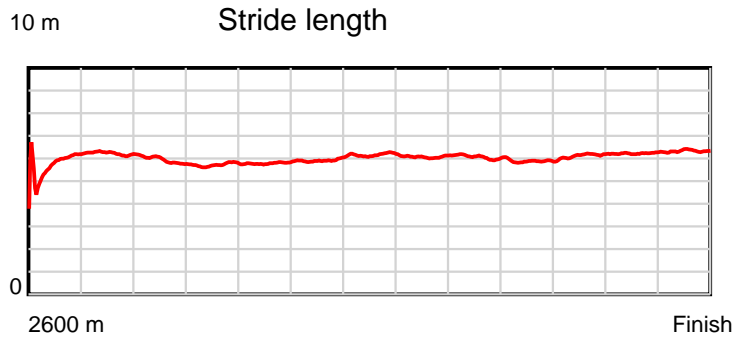
Disclaimer.

HRNZ and NZMTC and Thoroughbred Ratings Pty Ltd accepts no responsibility for the completeness or accuracy of any of the information contained herein, and makes no representations about its suitability for any particular purpose. Users should make their own judgements about those matters and/or seek independent advice. You assume all risks associated with use of the data provided on this page.

Race Results

June 29, 2025, Race 1, NZB / LOBURN SAWMILL- FOR ALL YOUR TIMBER NEEDS TROT, Distance 2600m, Addington - Survey 3200m

Result	TAB no.	Horse (Barrier)	2200m to	2000m to	1800m to	1600m to	1400m to	1200m to	1000m to	800m to	600m to	400m to	200m to	Total or	Margin
8th	1	Hoofn It (2)	2000m	1800m	1600m	1400m	1200m	1000m	800m	600m	400m	200m	WP	Average	
		Position in running (margin)	3(4.4)	3(4.8)	3(4.8)	3(4.8)	3(3.9)	4(3.0)	5(3.6)	5(5.0)	7(5.2)	8(6.1)	8(7.2)		10.90
		Sectional time (s)	17.09	17.64	17.35	16.67	15.90	16.66	16.59	16.78	15.11	14.54	14.93		
		Cumulative time (s)	179.26	162.17	144.53	127.18	110.51	94.61	77.95	61.36	44.58	29.47	14.93	3:31.91	
		Speed (m/s)	11.70	11.34	11.53	12.00	12.58	12.00	12.06	11.92	13.24	13.76	13.40	12.27	
		Stride length (m)	5.82	5.76	5.78	5.99	6.19	5.97	5.94	5.91	6.14	6.34	6.28	5.99	
		Stride duration (s)	0.498	0.508	0.501	0.499	0.492	0.497	0.493	0.496	0.464	0.461	0.469	0.488	
		Stride efficiency (%)	52.98	51.80	52.12	56.04	59.82	55.61	55.20	54.63	58.95	62.73	61.69	56.06	
		Stride count	34.35	34.74	34.63	33.40	32.32	33.53	33.65	33.83	32.56	31.57	31.83	434.07	



Note: Horizontal distance axis grid lines are 200m furlongs.

Disclaimer.

HRNZ and NZMTC and Thoroughbred Ratings Pty Ltd accepts no responsibility for the completeness or accuracy of any of the information contained herein, and makes no representations about its suitability for any particular purpose. Users should make their own judgements about those matters and/or seek independent advice. You assume all risks associated with use of the data provided on this page.



Race Results



June 29, 2025, Race 1, NZB / LOBURN SAWMILL- FOR ALL YOUR TIMBER NEEDS TROT, Distance 2600m, Addington - Survey 3200m

Result	TAB no.	Horse (Barrier)	2600 to	2400m to
9th	4	There You Go (5)	2400m	2200m
		Position in running (margin)	-	5(7.8)
		Sectional time (s)	17.34	17.84
		Cumulative time (s)	212.76	195.42
		Speed (m/s)	11.54	11.21
		Stride length (m)	5.12	5.01
		Stride duration (s)	0.438	0.447
		Stride efficiency (%)	41.03	39.18
		Stride count	39.03	39.94

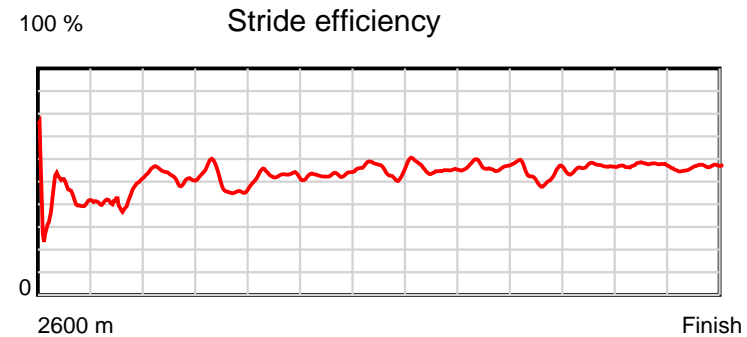
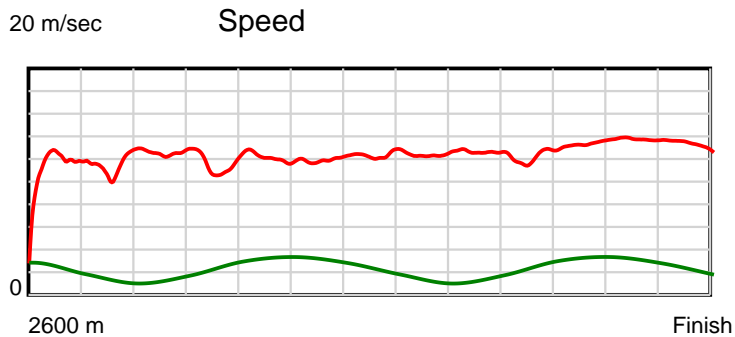
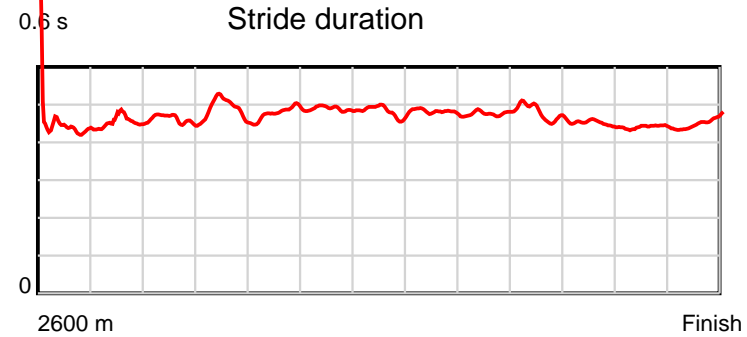
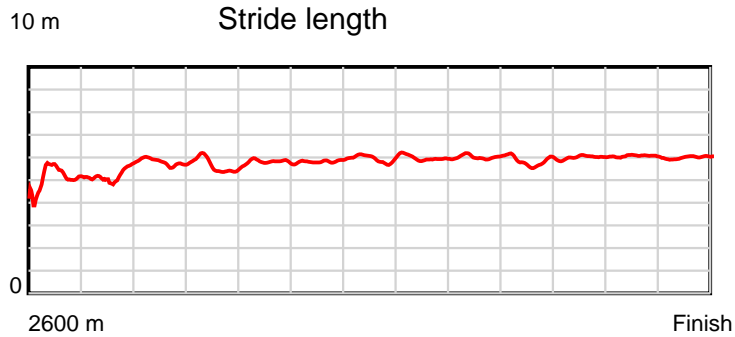
Disclaimer.

HRNZ and NZMTC and Thoroughbred Ratings Pty Ltd accepts no responsibility for the completeness or accuracy of any of the information contained herein, and makes no representations about its suitability for any particular purpose. Users should make their own judgements about those matters and/or seek independent advice. You assume all risks associated with use of the data provided on this page.

Race Results

June 29, 2025, Race 1, NZB / LOBURN SAWMILL- FOR ALL YOUR TIMBER NEEDS TROT, Distance 2600m, Addington - Survey 3200m

Result	TAB no.	Horse (Barrier)	2200m to	2000m to	1800m to	1600m to	1400m to	1200m to	1000m to	800m to	600m to	400m to	200m to	Total or	Margin
9th	4	There You Go (5)	2000m	1800m	1600m	1400m	1200m	1000m	800m	600m	400m	200m	WP	Average	
		Position in running (margin)	9(19.8)	9(15.7)	9(14.0)	8(9.4)	8(8.5)	9(9.4)	9(9.9)	9(10.1)	9(7.8)	9(10.3)	9(11.3)		15.70
		Sectional time (s)	16.35	17.34	16.60	16.67	16.19	16.63	16.40	16.38	15.36	14.53	15.13		
		Cumulative time (s)	177.58	161.23	143.89	127.29	110.62	94.43	77.80	61.40	45.02	29.66	15.13	3:32.76	
		Speed (m/s)	12.23	11.53	12.05	12.00	12.35	12.03	12.20	12.21	13.02	13.76	13.22	12.22	
		Stride length (m)	5.63	5.65	5.78	5.87	5.95	5.78	5.82	5.83	5.86	6.05	6.00	5.70	
		Stride duration (s)	0.460	0.490	0.480	0.489	0.482	0.481	0.477	0.477	0.450	0.440	0.454	0.467	
		Stride efficiency (%)	49.59	49.82	52.20	53.83	55.31	52.26	52.93	53.03	53.71	57.29	56.32	50.82	
		Stride count	35.50	35.42	34.60	34.08	33.62	34.58	34.36	34.33	34.11	33.03	33.31	455.91	



Note: Horizontal distance axis grid lines are 200m furlongs.

Disclaimer.

HRNZ and NZMTC and Thoroughbred Ratings Pty Ltd accepts no responsibility for the completeness or accuracy of any of the information contained herein, and makes no representations about its suitability for any particular purpose. Users should make their own judgements about those matters and/or seek independent advice. You assume all risks associated with use of the data provided on this page.