



Race Results

NZ Metropolitan Trotting Club Inc, HRNZ, June 29, 2025

Compilation date: June 29, 2025, 4:57:06 PM (NZST)

Copyright © 2025 HRNZ and NZMTC. All rights reserved.

Trademarks.

StrideMASTER is a registered trademark of Thoroughbred Ratings Pty Ltd.

Disclaimer.

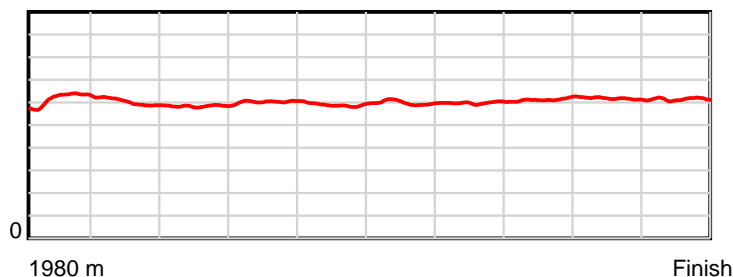
HRNZ and NZMTC and Thoroughbred Ratings Pty Ltd accepts no responsibility for the completeness or accuracy of any of the information contained herein, and makes no representations about its suitability for any particular purpose. Users should make their own judgements about those matters and/or seek independent advice. You assume all risks associated with use of the data provided on this page.

Race Results

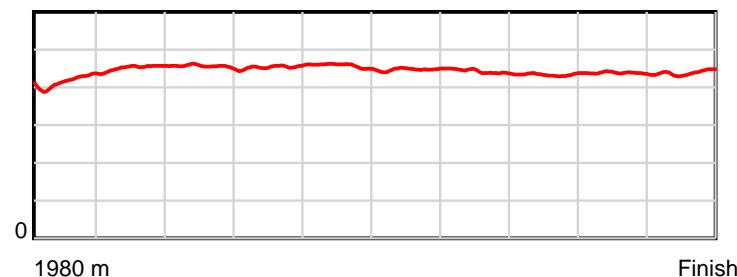
June 29, 2025, Race 8, LISA LATTA RACING 'SILK ROAD' WINTER SERIES FINAL (MOB PACE), Distance 1980m, Addington - Survey 1980m

Result	TAB no.	Horse (Barrier)	1980 to	1800m to	1600m to	1400m to	1200m to	1000m to	800m to	600m to	400m to	200m to	Total or	Margin
1st	4	Tremendous Sen... (4)	1800m	1600m	1400m	1200m	1000m	800m	600m	400m	200m	WP	Average	
		Position in running (margin)	-	1(0.0)	1(0.0)	1(0.0)	1(0.0)	1(0.0)	1(0.0)	1(0.0)	1(0.0)	1(0.0)		0.00
		Sectional time (s)	12.31	15.10	15.61	15.00	15.63	15.01	14.74	14.16	14.26	14.32		
		Cumulative time (s)	146.14	133.83	118.73	103.12	88.12	72.49	57.48	42.74	28.58	14.32	2:26.14	
		Speed (m/s)	14.62	13.25	12.81	13.33	12.80	13.32	13.57	14.12	14.03	13.97	13.55	
		Stride length (m)	6.16	6.00	5.84	6.06	5.85	5.96	6.00	6.13	6.14	6.14	6.02	
		Stride duration (s)	0.417	0.453	0.456	0.454	0.457	0.447	0.442	0.434	0.438	0.440	0.445	
		Stride efficiency (%)	59.34	56.18	53.27	57.30	53.50	55.49	56.18	58.66	58.93	58.93	56.69	
		Stride count	29.21	33.36	34.26	33.03	34.18	33.56	33.36	32.64	32.57	32.57	328.74	

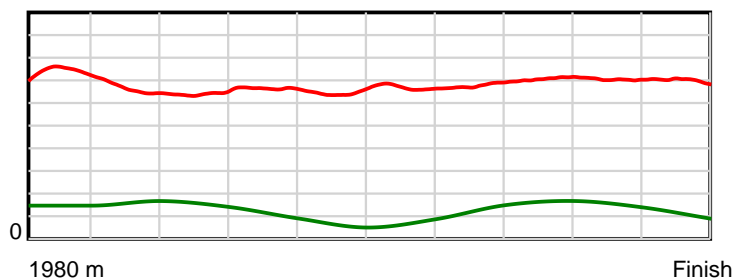
10 m Stride length



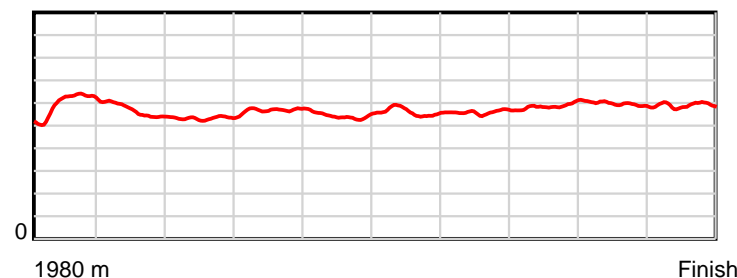
0.6 s Stride duration



20 m/sec Speed



100 % Stride efficiency



Note: Horizontal distance axis grid lines are 200m furlongs.

Disclaimer.

HRNZ and NZMTC and Thoroughbred Ratings Pty Ltd accepts no responsibility for the completeness or accuracy of any of the information contained herein, and makes no representations about its suitability for any particular purpose. Users should make their own judgements about those matters and/or seek independent advice. You assume all risks associated with use of the data provided on this page.

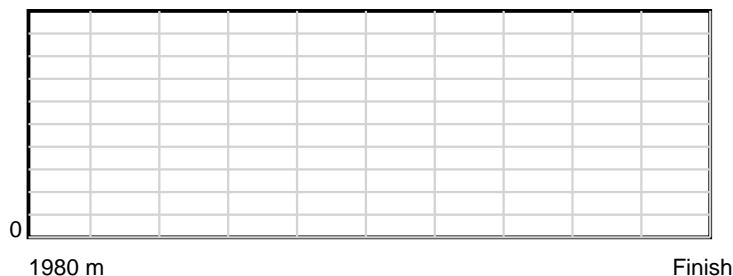


Race Results

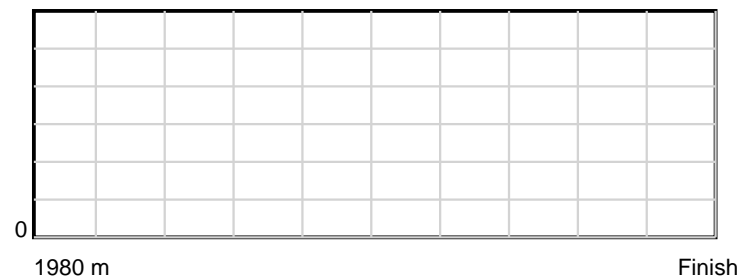
June 29, 2025, Race 8, LISA LATTA RACING 'SILK ROAD' WINTER SERIES FINAL (MOB PACE), Distance 1980m, Addington - Survey 1980m

Result	TAB no.	Horse (Barrier)	1980 to	1800m to	1600m to	1400m to	1200m to	1000m to	800m to	600m to	400m to	200m to	Total or	Margin
3rd	8	Betting Sensat... (8)	1800m	1600m	1400m	1200m	1000m	800m	600m	400m	200m	WP	Average	
		Position in running (margin)	-	3(3.0)	2(3.8)	3(3.6)	3(3.4)	4(3.8)	5(4.7)	4(4.0)	4(4.5)	4(3.1)		1.00
		Sectional time (s)	12.89	15.25	15.56	14.98	15.69	15.16	14.63	14.24	14.02	13.91		
		Cumulative time (s)	146.33	133.44	118.19	102.63	87.65	71.96	56.80	42.17	27.93	13.91	2:26.33	
		Speed (m/s)	13.96	13.11	12.85	13.35	12.75	13.19	13.67	14.04	14.27	14.38	13.53	
		Stride length (m)	0.00	0.00	0.00	0.00	0.00	0.00	0.00	0.00	0.00	0.00	nan	
		Stride duration (s)	0.000	0.000	0.000	0.000	0.000	0.000	0.000	0.000	0.000	0.000	nan	
		Stride efficiency (%)	0.00	0.00	0.00	0.00	0.00	0.00	0.00	0.00	0.00	0.00	nan	
		Stride count	0.00	0.00	0.00	0.00	0.00	0.00	0.00	0.00	0.00	0.00	0.00	

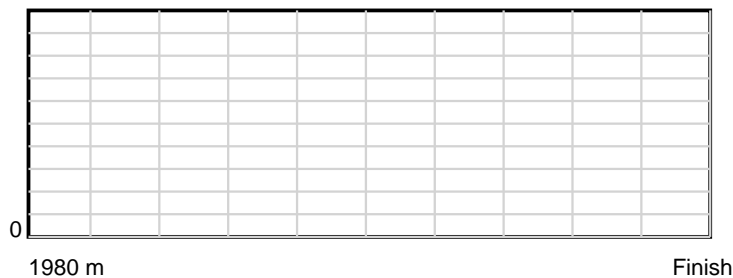
10 m Stride length



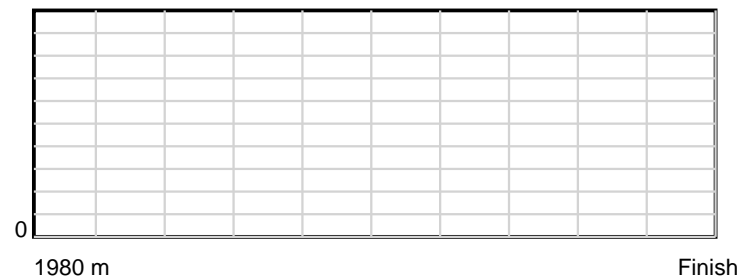
0.6 s Stride duration



20 m/sec Speed



100 % Stride efficiency



Note: Horizontal distance axis grid lines are 200m furlongs.

Disclaimer.

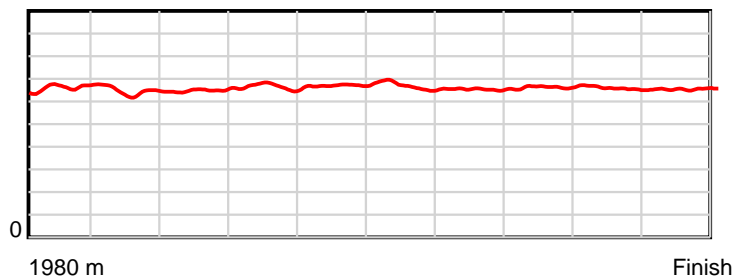
HRNZ and NZMTC and Thoroughbred Ratings Pty Ltd accepts no responsibility for the completeness or accuracy of any of the information contained herein, and makes no representations about its suitability for any particular purpose. Users should make their own judgements about those matters and/or seek independent advice. You assume all risks associated with use of the data provided on this page.

Race Results

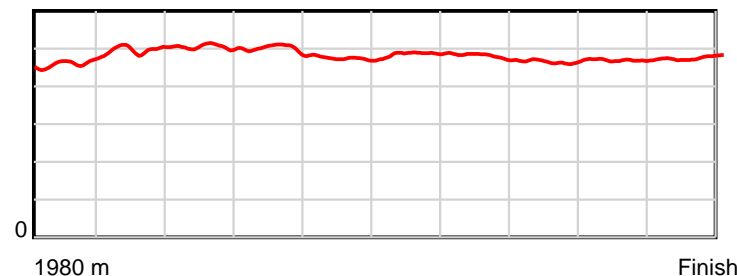
June 29, 2025, Race 8, LISA LATTA RACING 'SILK ROAD' WINTER SERIES FINAL (MOB PACE), Distance 1980m, Addington - Survey 1980m

Result	TAB no.	Horse (Barrier)	1980 to	1800m to	1600m to	1400m to	1200m to	1000m to	800m to	600m to	400m to	200m to	Total or	Margin
4th	2	Major Happy (2)	1800m	1600m	1400m	1200m	1000m	800m	600m	400m	200m	WP	Average	
		Position in running (margin)	-	4(3.6)	7(7.1)	7(7.5)	7(6.8)	2(1.6)	2(1.2)	2(0.5)	2(1.3)	2(2.0)		2.60
		Sectional time (s)	12.73	15.69	15.67	14.89	14.76	14.95	14.63	14.28	14.39	14.61		
		Cumulative time (s)	146.60	133.87	118.18	102.51	87.62	72.86	57.91	43.28	29.00	14.61	2:26.60	
		Speed (m/s)	14.13	12.75	12.76	13.43	13.55	13.38	13.67	14.01	13.90	13.69	13.51	
		Stride length (m)	6.57	6.34	6.44	6.71	6.43	6.51	6.55	6.52	6.52	6.52	6.51	
		Stride duration (s)	0.461	0.498	0.505	0.499	0.474	0.487	0.479	0.466	0.469	0.476	0.482	
		Stride efficiency (%)	67.46	62.89	64.88	70.26	64.51	66.26	67.02	66.49	66.51	66.41	66.21	
		Stride count	27.40	31.53	31.04	29.83	31.13	30.71	30.54	30.66	30.66	30.68	304.18	

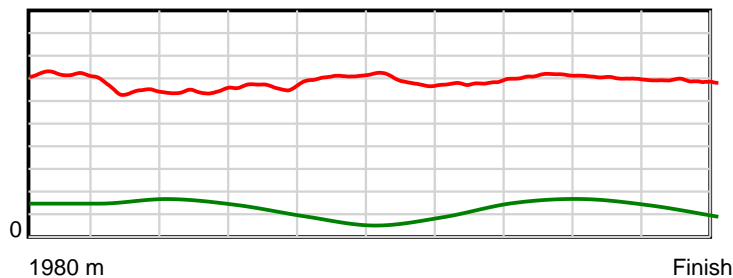
10 m Stride length



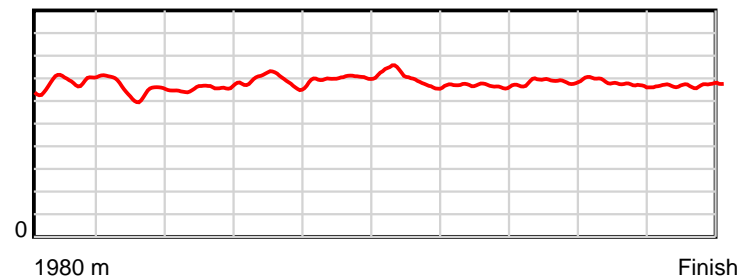
0.6 s Stride duration



20 m/sec Speed



100 % Stride efficiency



Note: Horizontal distance axis grid lines are 200m furlongs.

Disclaimer.

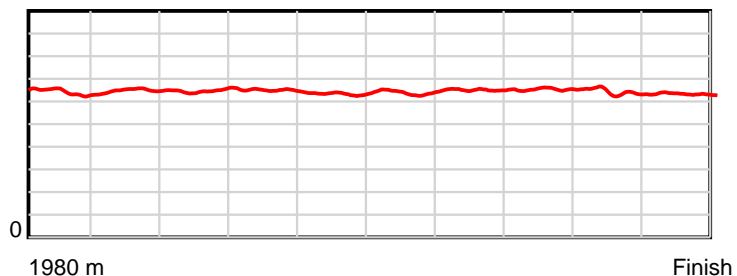
HRNZ and NZMTC and Thoroughbred Ratings Pty Ltd accepts no responsibility for the completeness or accuracy of any of the information contained herein, and makes no representations about its suitability for any particular purpose. Users should make their own judgements about those matters and/or seek independent advice. You assume all risks associated with use of the data provided on this page.

Race Results

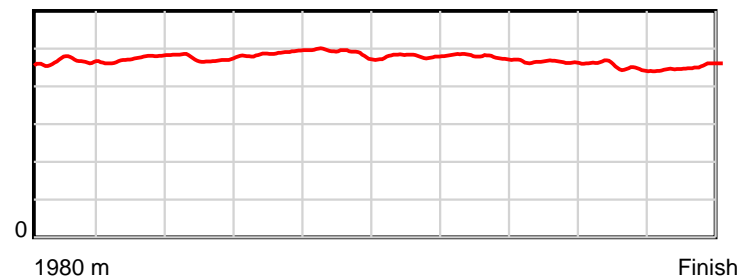
June 29, 2025, Race 8, LISA LATTA RACING 'SILK ROAD' WINTER SERIES FINAL (MOB PACE), Distance 1980m, Addington - Survey 1980m

Result	TAB no.	Horse (Barrier)	1980 to	1800m to	1600m to	1400m to	1200m to	1000m to	800m to	600m to	400m to	200m to	Total or	Margin
5th	9	Rena (9)	1800m	1600m	1400m	1200m	1000m	800m	600m	400m	200m	WP	Average	
		Position in running (margin)	-	9(6.8)	5(5.4)	2(1.9)	2(1.7)	3(1.8)	3(2.6)	3(2.2)	3(3.0)	3(2.9)		2.60
		Sectional time (s)	13.59	14.86	15.02	14.97	15.64	15.15	14.67	14.30	14.23	14.18		
		Cumulative time (s)	146.61	133.02	118.16	103.14	88.17	72.53	57.38	42.71	28.41	14.18	2:26.61	
		Speed (m/s)	13.24	13.46	13.32	13.36	12.79	13.20	13.63	13.99	14.05	14.10	13.50	
		Stride length (m)	6.36	6.38	6.31	6.53	6.24	6.34	6.53	6.48	6.33	6.39	6.39	
		Stride duration (s)	0.466	0.474	0.474	0.489	0.488	0.481	0.479	0.463	0.450	0.453	0.473	
		Stride efficiency (%)	63.25	63.58	62.27	66.57	60.82	62.89	66.58	65.56	62.61	63.83	63.76	
		Stride count	28.29	31.36	31.68	30.64	32.06	31.53	30.64	30.88	31.60	31.29	309.97	

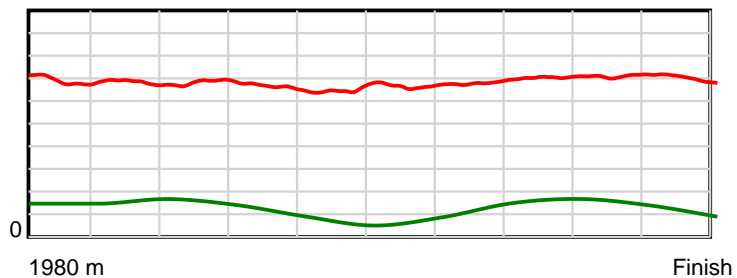
10 m Stride length



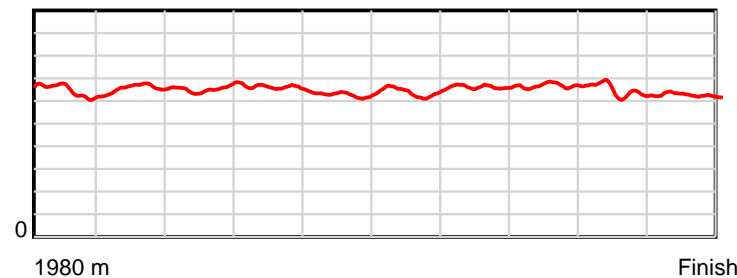
0.6 s Stride duration



20 m/sec Speed



100 % Stride efficiency



Note: Horizontal distance axis grid lines are 200m furlongs.

Disclaimer.

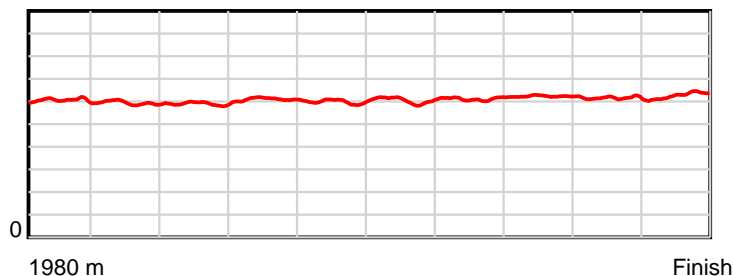
HRNZ and NZMTC and Thoroughbred Ratings Pty Ltd accepts no responsibility for the completeness or accuracy of any of the information contained herein, and makes no representations about its suitability for any particular purpose. Users should make their own judgements about those matters and/or seek independent advice. You assume all risks associated with use of the data provided on this page.

Race Results

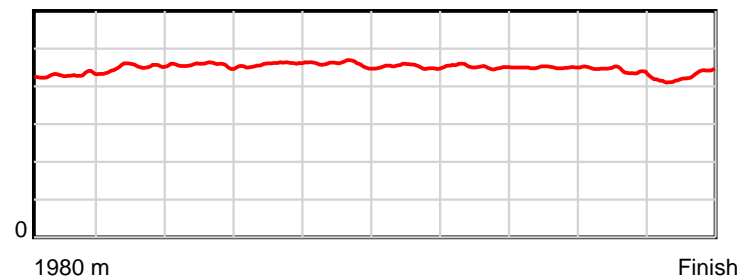
June 29, 2025, Race 8, LISA LATTA RACING 'SILK ROAD' WINTER SERIES FINAL (MOB PACE), Distance 1980m, Addington - Survey 1980m

Result	TAB no.	Horse (Barrier)	1980 to	1800m to	1600m to	1400m to	1200m to	1000m to	800m to	600m to	400m to	200m to	Total or	Margin
6th	10	Vincent Reacr... (10)	1800m	1600m	1400m	1200m	1000m	800m	600m	400m	200m	WP	Average	
		Position in running (margin)	-	8(6.6)	6(6.8)	6(6.1)	6(6.6)	7(5.8)	6(5.5)	6(5.9)	7(7.5)	8(8.3)		3.90
		Sectional time (s)	13.36	15.14	15.50	15.09	15.49	14.96	14.81	14.43	14.39	13.68		
		Cumulative time (s)	146.85	133.49	118.35	102.85	87.76	72.27	57.31	42.50	28.07	13.68	2:26.85	
		Speed (m/s)	13.47	13.21	12.90	13.25	12.91	13.37	13.50	13.86	13.90	14.62	13.48	
		Stride length (m)	5.98	5.96	5.89	6.08	5.93	6.05	6.10	6.24	6.14	6.26	6.06	
		Stride duration (s)	0.430	0.451	0.457	0.459	0.459	0.453	0.452	0.450	0.442	0.428	0.450	
		Stride efficiency (%)	55.97	55.56	54.30	57.78	54.96	57.24	58.13	60.86	58.87	61.32	57.45	
		Stride count	30.08	33.54	33.93	32.89	33.72	33.05	32.79	32.05	32.58	31.93	326.56	

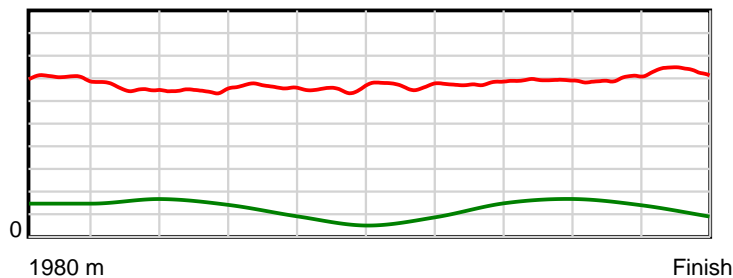
10 m Stride length



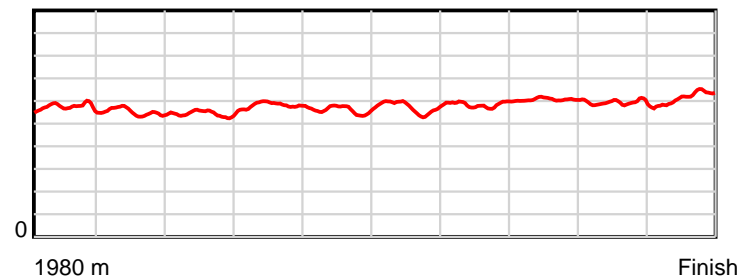
0.6 s Stride duration



20 m/sec Speed



100 % Stride efficiency



Note: Horizontal distance axis grid lines are 200m furlongs.

Disclaimer.

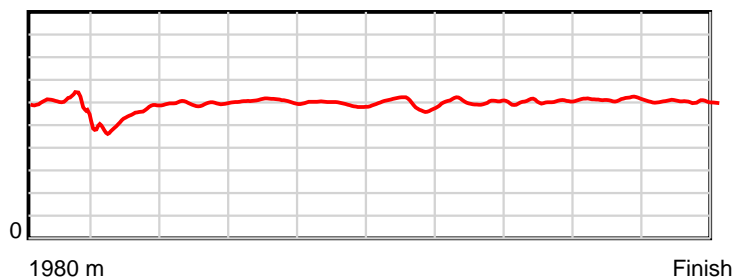
HRNZ and NZMTC and Thoroughbred Ratings Pty Ltd accepts no responsibility for the completeness or accuracy of any of the information contained herein, and makes no representations about its suitability for any particular purpose. Users should make their own judgements about those matters and/or seek independent advice. You assume all risks associated with use of the data provided on this page.

Race Results

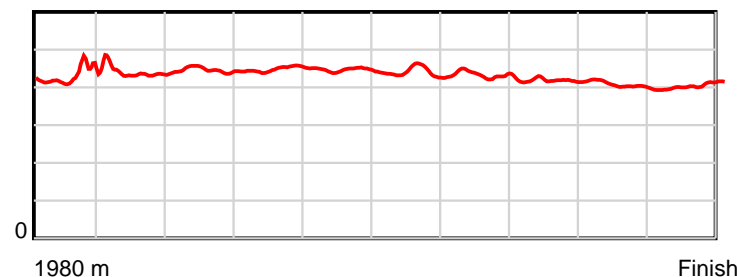
June 29, 2025, Race 8, LISA LATTA RACING 'SILK ROAD' WINTER SERIES FINAL (MOB PACE), Distance 1980m, Addington - Survey 1980m

Result	TAB no.	Horse (Barrier)	1980 to	1800m to	1600m to	1400m to	1200m to	1000m to	800m to	600m to	400m to	200m to	Total or	Margin
7th	5	Major Performe... (5)	1800m	1600m	1400m	1200m	1000m	800m	600m	400m	200m	WP	Average	
		Position in running (margin)	-	11(8.0)	12(18.3)	13(16.2)	13(14.7)	13(13.8)	13(14.4)	13(11.8)	13(12.2)	9(8.8)		4.30
		Sectional time (s)	13.77	16.81	15.26	14.76	15.48	15.11	14.30	14.24	13.69	13.49		
		Cumulative time (s)	146.91	133.14	116.33	101.07	86.31	70.83	55.72	41.42	27.18	13.49	2:26.91	
		Speed (m/s)	13.07	11.90	13.11	13.55	12.92	13.24	13.99	14.04	14.61	14.83	13.48	
		Stride length (m)	5.63	5.21	5.84	6.08	5.77	5.82	6.05	5.88	5.91	6.01	5.81	
		Stride duration (s)	0.419	0.438	0.446	0.448	0.446	0.440	0.433	0.418	0.404	0.406	0.431	
		Stride efficiency (%)	49.57	42.37	53.38	57.68	52.00	52.88	57.21	53.96	54.53	56.52	52.76	
		Stride count	31.96	38.41	34.22	32.92	34.67	34.38	33.05	34.03	33.86	33.26	340.76	

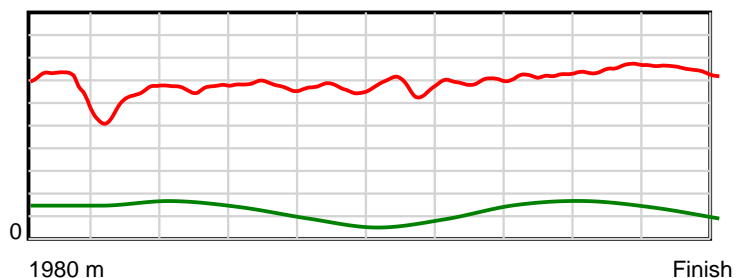
10 m Stride length



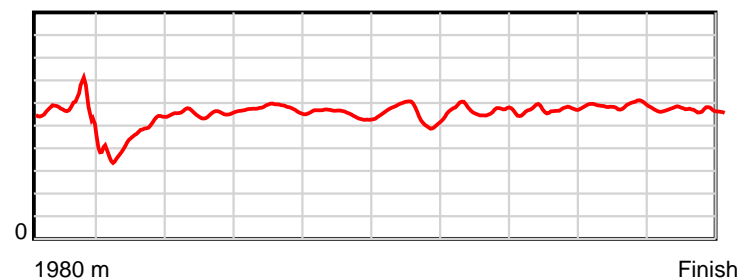
0.6 s Stride duration



20 m/sec Speed



100 % Stride efficiency



Note: Horizontal distance axis grid lines are 200m furlongs.

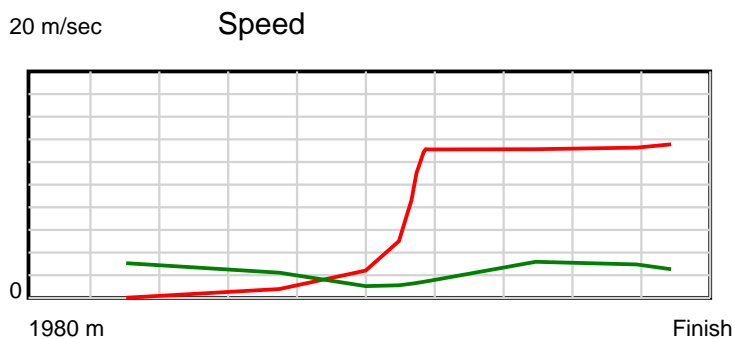
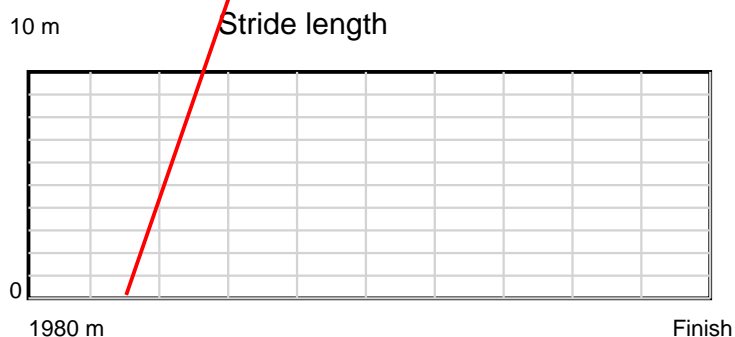
Disclaimer.

HRNZ and NZMTC and Thoroughbred Ratings Pty Ltd accepts no responsibility for the completeness or accuracy of any of the information contained herein, and makes no representations about its suitability for any particular purpose. Users should make their own judgements about those matters and/or seek independent advice. You assume all risks associated with use of the data provided on this page.

Race Results

June 29, 2025, Race 8, LISA LATTA RACING 'SILK ROAD' WINTER SERIES FINAL (MOB PACE), Distance 1980m, Addington - Survey 1980m

Result	TAB no.	Horse (Barrier)	1980 to	1800m to	1600m to	1400m to	1200m to	1000m to	800m to	600m to	400m to	200m to	Total or	Margin
8th	6	Happy Harper (6)	1800m	1600m	1400m	1200m	1000m	800m	600m	400m	200m	WP	Average	
		Position in running (margin)	-	7(6.6)	9(10.0)	9(10.9)	11(10.2)	11(9.2)	11(10.4)	11(8.8)	9(10.1)	7(7.9)		4.30
		Sectional time (s)	13.63	15.68	15.74	14.89	15.46	15.20	14.48	14.38	13.90	13.55		
		Cumulative time (s)	146.91	133.28	117.60	101.86	86.97	71.51	56.31	41.83	27.45	13.55	2:26.91	
		Speed (m/s)	13.20	12.76	12.71	13.43	12.94	13.16	13.81	13.91	14.39	14.76	13.48	
		Stride length (m)	0.00	648.10	321.99	368.69	415.51	26.90	12.45	31.94	310.91	118.36	58.15	
		Stride duration (s)	0.000	50.819	25.349	27.444	32.119	2.044	0.901	2.297	21.604	8.017	4.315	
		Stride efficiency (%)	0.00	656364.94	162013.50	212412.55	269787.81	1130.47	242.10	1594.20	151054.89	21892.96	5283.96	
		Stride count	0.00	0.31	0.62	0.54	0.48	7.44	16.07	6.26	0.64	1.69	34.05	



Note: Horizontal distance axis grid lines are 200m furlongs.

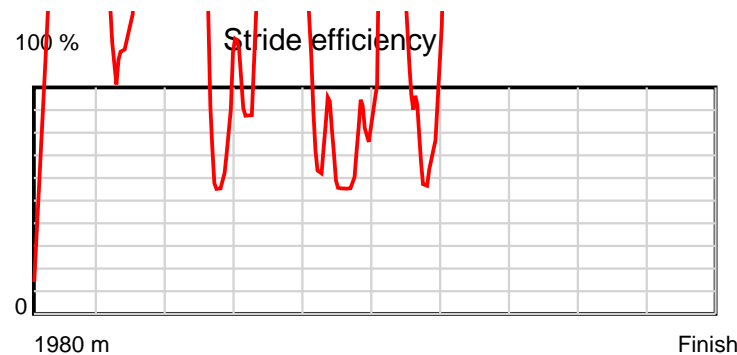
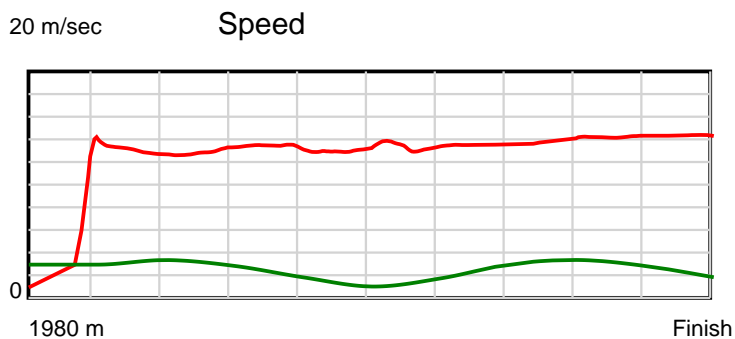
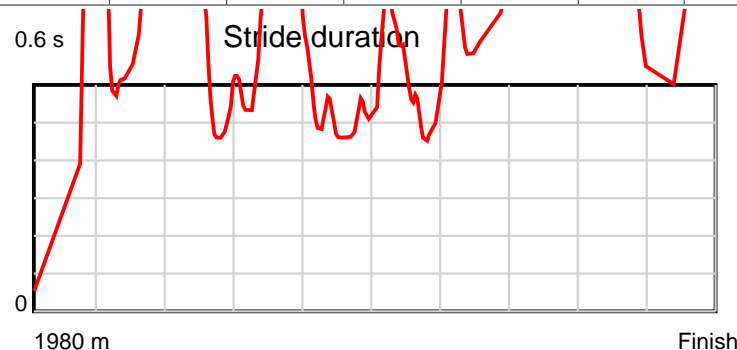
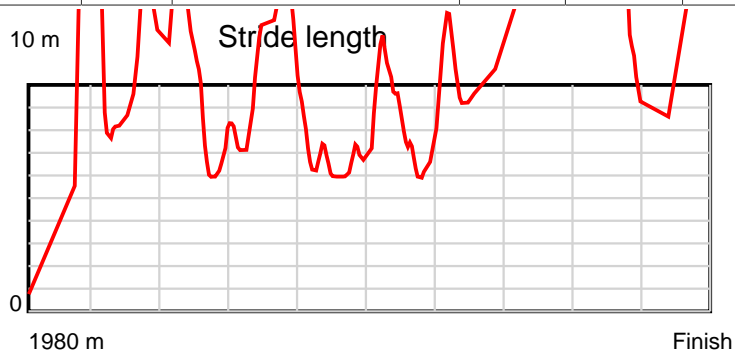
Disclaimer.

HRNZ and NZMTC and Thoroughbred Ratings Pty Ltd accepts no responsibility for the completeness or accuracy of any of the information contained herein, and makes no representations about its suitability for any particular purpose. Users should make their own judgements about those matters and/or seek independent advice. You assume all risks associated with use of the data provided on this page.

Race Results

June 29, 2025, Race 8, LISA LATTA RACING 'SILK ROAD' WINTER SERIES FINAL (MOB PACE), Distance 1980m, Addington - Survey 1980m

Result	TAB no.	Horse (Barrier)	1980 to	1800m to	1600m to	1400m to	1200m to	1000m to	800m to	600m to	400m to	200m to	Total or	Margin
9th	7	Onwardsandupwa... (7)	1800m	1600m	1400m	1200m	1000m	800m	600m	400m	200m	WP	Average	
		Position in running (margin)	-	2(1.9)	3(4.7)	5(5.3)	5(4.8)	6(5.5)	7(6.5)	7(6.0)	6(7.1)	6(6.9)		5.90
		Sectional time (s)	12.71	15.57	15.70	14.93	15.74	15.17	14.65	14.35	14.24	14.15		
		Cumulative time (s)	147.21	134.50	118.93	103.23	88.30	72.56	57.39	42.74	28.39	14.15	2:27.21	
		Speed (m/s)	14.16	12.85	12.74	13.40	12.71	13.18	13.65	13.94	14.04	14.13	13.45	
		Stride length (m)	38.19	8.91	7.44	7.92	6.33	7.62	12.66	35.73	9.05	15.25	10.22	
		Stride duration (s)	2.655	0.694	0.584	0.591	0.498	0.578	0.927	2.563	0.644	1.079	0.760	
		Stride efficiency (%)	2278.77	124.10	86.41	98.10	62.66	90.71	250.40	1995.06	128.03	363.40	163.21	
		Stride count	4.71	22.44	26.90	25.24	31.58	26.25	15.80	5.60	22.10	13.12	193.74	



Note: Horizontal distance axis grid lines are 200m furlongs.

Disclaimer.

HRNZ and NZMTC and Thoroughbred Ratings Pty Ltd accepts no responsibility for the completeness or accuracy of any of the information contained herein, and makes no representations about its suitability for any particular purpose. Users should make their own judgements about those matters and/or seek independent advice. You assume all risks associated with use of the data provided on this page.

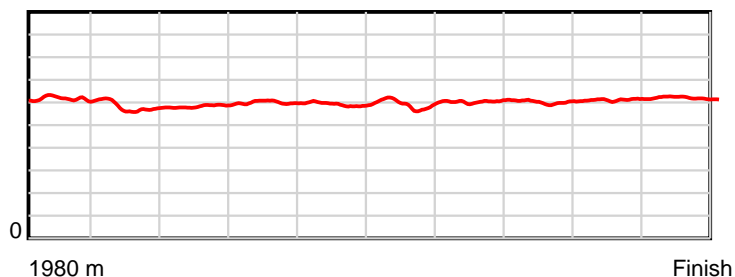


Race Results

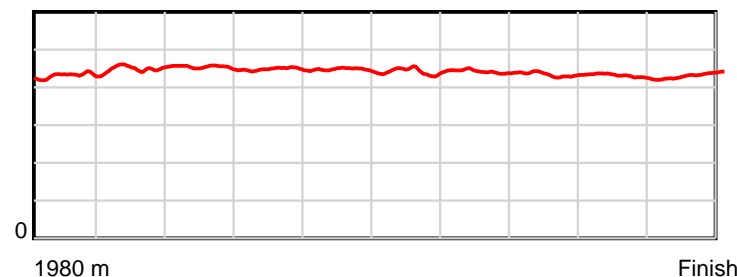
June 29, 2025, Race 8, LISA LATTA RACING 'SILK ROAD' WINTER SERIES FINAL (MOB PACE), Distance 1980m, Addington - Survey 1980m

Result	TAB no.	Horse (Barrier)	1980 to	1800m to	1600m to	1400m to	1200m to	1000m to	800m to	600m to	400m to	200m to	Total or	Margin
10th	11	Nasana (11)	1800m	1600m	1400m	1200m	1000m	800m	600m	400m	200m	WP	Average	
		Position in running (margin)	-	6(5.6)	8(9.2)	8(9.2)	8(8.3)	9(7.9)	10(8.6)	9(7.7)	10(10.2)	10(9.1)		6.60
		Sectional time (s)	13.21	15.71	15.60	14.85	15.56	15.13	14.58	14.58	14.08	14.03		
		Cumulative time (s)	147.33	134.12	118.41	102.81	87.96	72.40	57.27	42.69	28.11	14.03	2:27.33	
		Speed (m/s)	13.62	12.73	12.82	13.47	12.85	13.22	13.72	13.72	14.20	14.26	13.44	
		Stride length (m)	6.12	5.73	5.82	6.03	5.74	5.85	6.06	5.94	6.10	6.17	5.95	
		Stride duration (s)	0.432	0.450	0.454	0.448	0.447	0.443	0.442	0.433	0.429	0.433	0.443	
		Stride efficiency (%)	58.50	51.34	52.86	56.88	51.52	53.49	57.30	55.23	58.10	59.55	55.34	
		Stride count	29.42	34.89	34.39	33.15	34.83	34.18	33.03	33.64	32.80	32.40	332.73	

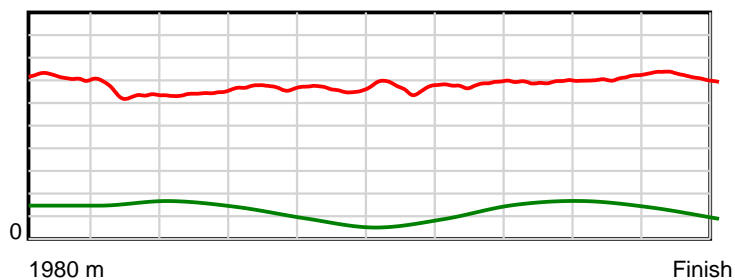
10 m Stride length



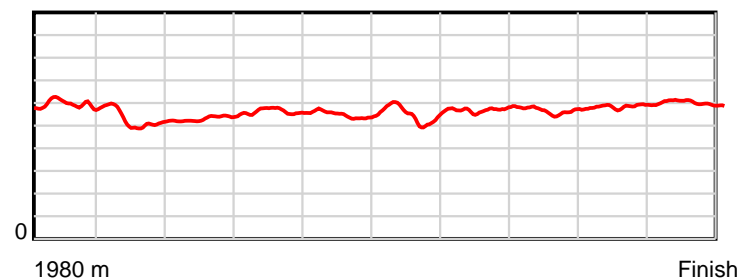
0.6 s Stride duration



20 m/sec Speed



100 % Stride efficiency



Note: Horizontal distance axis grid lines are 200m furlongs.

Disclaimer.

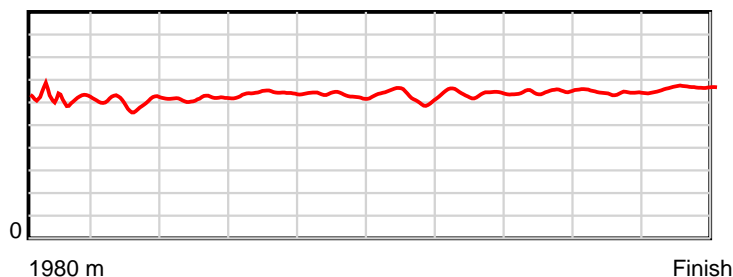
HRNZ and NZMTC and Thoroughbred Ratings Pty Ltd accepts no responsibility for the completeness or accuracy of any of the information contained herein, and makes no representations about its suitability for any particular purpose. Users should make their own judgements about those matters and/or seek independent advice. You assume all risks associated with use of the data provided on this page.

Race Results

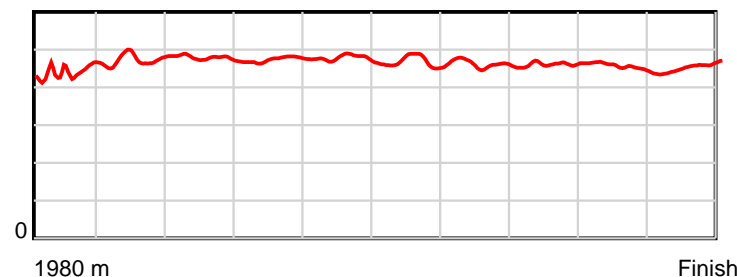
June 29, 2025, Race 8, LISA LATTA RACING 'SILK ROAD' WINTER SERIES FINAL (MOB PACE), Distance 1980m, Addington - Survey 1980m

Result	TAB no.	Horse (Barrier)	1980 to	1800m to	1600m to	1400m to	1200m to	1000m to	800m to	600m to	400m to	200m to	Total or	Margin
11th	12	Troubleshooter (12)	1800m	1600m	1400m	1200m	1000m	800m	600m	400m	200m	WP	Average	
		Position in running (margin)	-	12(8.3)	10(12.7)	12(13.8)	12(12.7)	12(11.5)	12(12.3)	12(10.2)	12(11.6)	12(11.1)		6.80
		Sectional time (s)	13.72	15.83	15.79	14.82	15.43	15.15	14.40	14.39	14.18	13.65		
		Cumulative time (s)	147.36	133.64	117.81	102.02	87.20	71.77	56.62	42.22	27.83	13.65	2:27.36	
		Speed (m/s)	13.11	12.63	12.67	13.50	12.96	13.20	13.89	13.90	14.10	14.65	13.44	
		Stride length (m)	6.01	5.98	6.06	6.39	6.18	6.17	6.41	6.42	6.40	6.66	6.26	
		Stride duration (s)	0.435	0.473	0.479	0.474	0.477	0.468	0.462	0.462	0.454	0.455	0.466	
		Stride efficiency (%)	56.46	55.81	57.43	63.87	59.75	59.51	64.25	64.31	63.96	69.41	61.32	
		Stride count	29.94	33.47	32.99	31.28	32.34	32.41	31.19	31.18	31.26	30.01	316.07	

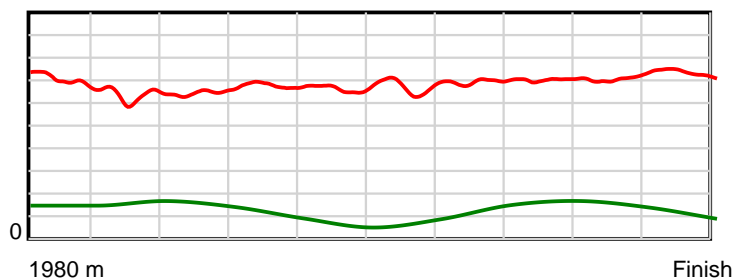
10 m Stride length



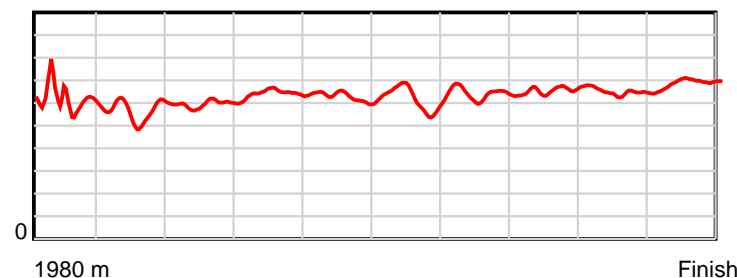
0.6 s Stride duration



20 m/sec Speed



100 % Stride efficiency



Note: Horizontal distance axis grid lines are 200m furlongs.

Disclaimer.

HRNZ and NZMTC and Thoroughbred Ratings Pty Ltd accepts no responsibility for the completeness or accuracy of any of the information contained herein, and makes no representations about its suitability for any particular purpose. Users should make their own judgements about those matters and/or seek independent advice. You assume all risks associated with use of the data provided on this page.

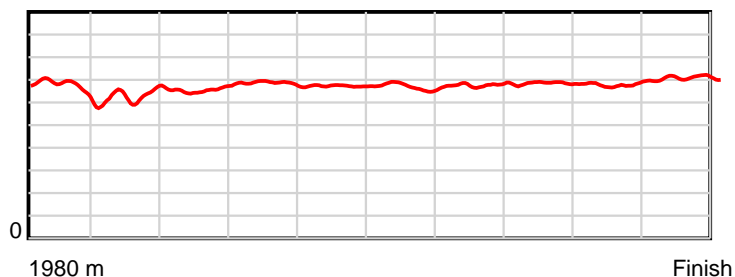


Race Results

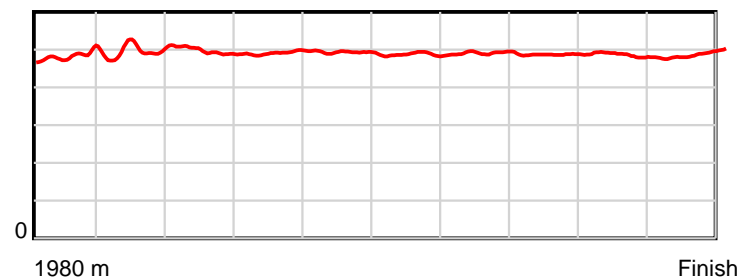
June 29, 2025, Race 8, LISA LATTA RACING 'SILK ROAD' WINTER SERIES FINAL (MOB PACE), Distance 1980m, Addington - Survey 1980m

Result	TAB no.	Horse (Barrier)	1980 to	1800m to	1600m to	1400m to	1200m to	1000m to	800m to	600m to	400m to	200m to	Total or	Margin
12th	14	Our Shangri La... (14)	1800m	1600m	1400m	1200m	1000m	800m	600m	400m	200m	WP	Average	
		Position in running (margin)	-	13(9.1)	11(14.7)	11(13.5)	9(9.3)	8(7.5)	8(8.1)	8(7.2)	8(9.9)	13(11.6)		8.90
		Sectional time (s)	13.81	16.03	15.41	14.30	15.32	15.10	14.59	14.62	14.54	14.02		
		Cumulative time (s)	147.74	133.93	117.90	102.49	88.19	72.87	57.77	43.18	28.56	14.02	2:27.74	
		Speed (m/s)	13.03	12.48	12.98	13.99	13.05	13.25	13.71	13.68	13.76	14.27	13.40	
		Stride length (m)	6.58	6.18	6.44	6.87	6.43	6.45	6.73	6.66	6.67	6.99	6.59	
		Stride duration (s)	0.486	0.496	0.497	0.492	0.493	0.487	0.491	0.487	0.485	0.490	0.492	
		Stride efficiency (%)	67.72	59.76	64.88	73.81	64.66	65.00	70.68	69.38	69.45	76.32	67.93	
		Stride count	27.34	32.34	31.04	29.10	31.09	31.01	29.74	30.02	30.00	28.62	300.30	

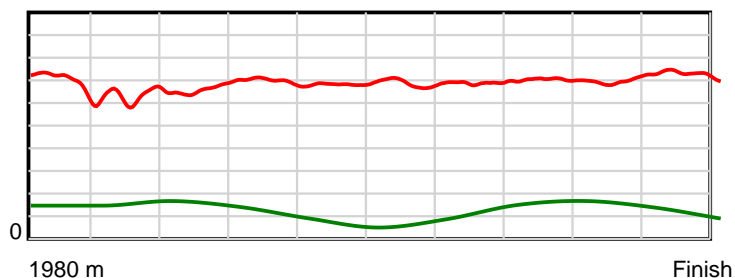
10 m Stride length



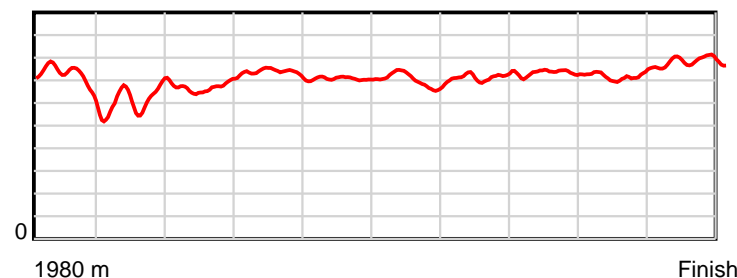
0.6 s Stride duration



20 m/sec Speed



100 % Stride efficiency



Note: Horizontal distance axis grid lines are 200m furlongs.

Disclaimer.

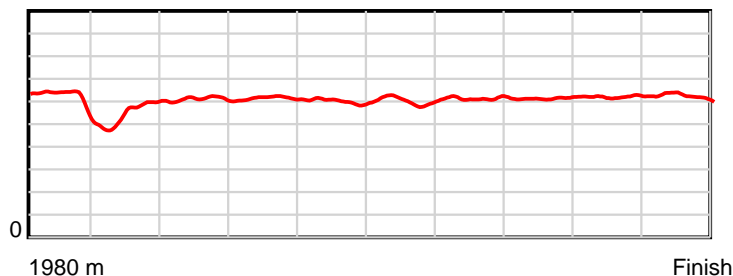
HRNZ and NZMTC and Thoroughbred Ratings Pty Ltd accepts no responsibility for the completeness or accuracy of any of the information contained herein, and makes no representations about its suitability for any particular purpose. Users should make their own judgements about those matters and/or seek independent advice. You assume all risks associated with use of the data provided on this page.

Race Results

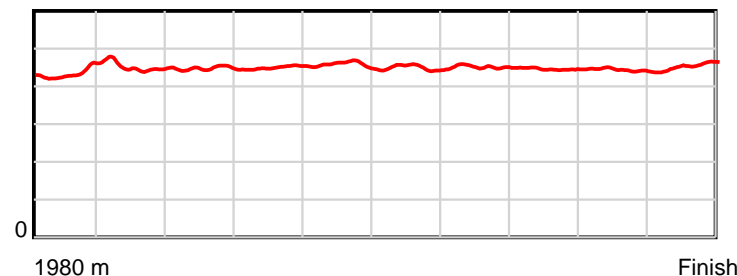
June 29, 2025, Race 8, LISA LATTA RACING 'SILK ROAD' WINTER SERIES FINAL (MOB PACE), Distance 1980m, Addington - Survey 1980m

Result	TAB no.	Horse (Barrier)	1980 to	1800m to	1600m to	1400m to	1200m to	1000m to	800m to	600m to	400m to	200m to	Total or	Margin
13th	13	Classie Linc (13)	1800m	1600m	1400m	1200m	1000m	800m	600m	400m	200m	WP	Average	
		Position in running (margin)	-	10(7.5)	13(18.6)	10(12.4)	10(10.0)	10(8.7)	9(8.5)	10(7.8)	11(11.4)	11(10.9)		11.20
		Sectional time (s)	13.55	16.95	14.59	14.59	15.41	14.97	14.64	14.75	14.18	14.53		
		Cumulative time (s)	148.16	134.61	117.66	103.07	88.48	73.07	58.10	43.46	28.71	14.53	2:28.16	
		Speed (m/s)	13.28	11.80	13.71	13.71	12.98	13.36	13.66	13.56	14.10	13.76	13.36	
		Stride length (m)	6.07	5.35	6.13	6.17	5.93	6.00	6.17	6.04	6.26	6.26	6.03	
		Stride duration (s)	0.436	0.453	0.447	0.450	0.457	0.449	0.452	0.446	0.444	0.455	0.451	
		Stride efficiency (%)	57.54	44.65	58.75	59.47	55.04	56.19	59.50	57.05	61.19	61.22	56.74	
		Stride count	29.66	37.41	32.62	32.42	33.70	33.35	32.41	33.10	31.96	31.95	328.58	

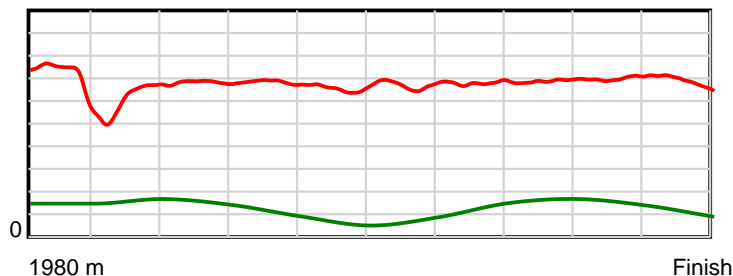
10 m Stride length



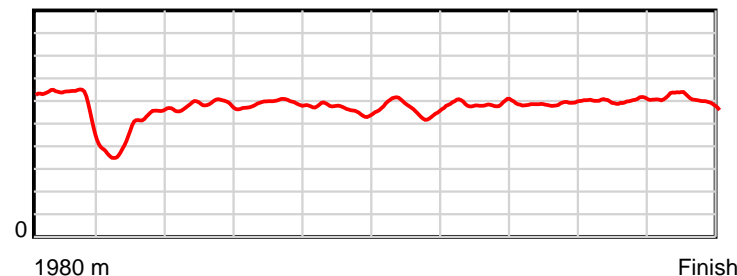
0.6 s Stride duration



20 m/sec Speed



100 % Stride efficiency



Note: Horizontal distance axis grid lines are 200m furlongs.

Disclaimer.

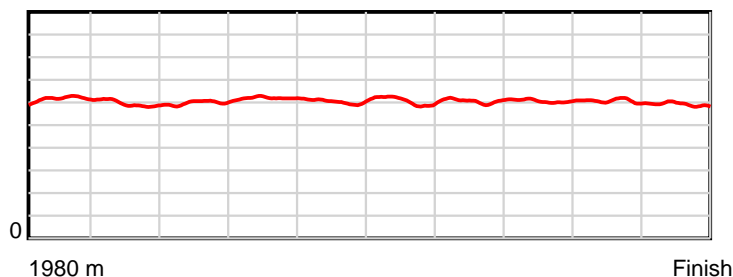
HRNZ and NZMTC and Thoroughbred Ratings Pty Ltd accepts no responsibility for the completeness or accuracy of any of the information contained herein, and makes no representations about its suitability for any particular purpose. Users should make their own judgements about those matters and/or seek independent advice. You assume all risks associated with use of the data provided on this page.

Race Results

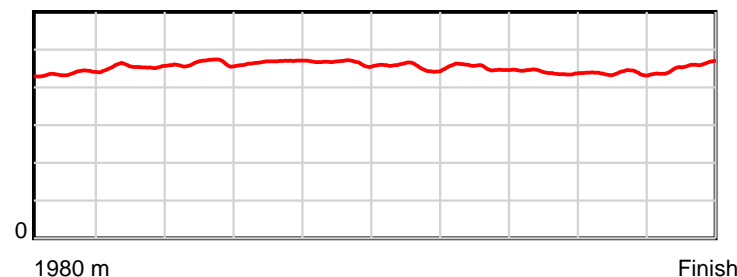
June 29, 2025, Race 8, LISA LATTA RACING 'SILK ROAD' WINTER SERIES FINAL (MOB PACE), Distance 1980m, Addington - Survey 1980m

Result	TAB no.	Horse (Barrier)	1980 to	1800m to	1600m to	1400m to	1200m to	1000m to	800m to	600m to	400m to	200m to	Total or	Margin
14th	1	To Ri Ruby (1)	1800m	1600m	1400m	1200m	1000m	800m	600m	400m	200m	WP	Average	
		Position in running (margin)	-	5(4.5)	4(5.3)	4(4.5)	4(4.7)	5(4.1)	4(4.2)	5(4.5)	5(6.2)	5(6.8)		12.60
		Sectional time (s)	13.08	15.23	15.48	15.03	15.53	15.02	14.80	14.43	14.37	15.44		
		Cumulative time (s)	148.41	135.33	120.10	104.62	89.59	74.06	59.04	44.24	29.81	15.44	2:28.41	
		Speed (m/s)	13.76	13.13	12.92	13.31	12.88	13.32	13.51	13.86	13.92	12.95	13.34	
		Stride length (m)	6.11	5.97	5.99	6.23	5.99	6.05	6.13	6.09	6.10	5.90	6.05	
		Stride duration (s)	0.437	0.455	0.464	0.468	0.465	0.454	0.453	0.439	0.438	0.455	0.454	
		Stride efficiency (%)	58.38	55.78	56.04	60.58	56.10	57.12	58.65	57.95	58.08	54.32	57.25	
		Stride count	29.45	33.48	33.40	32.12	33.38	33.08	32.65	32.84	32.81	33.92	327.13	

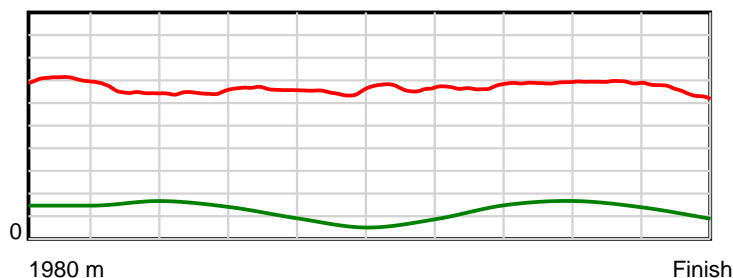
10 m Stride length



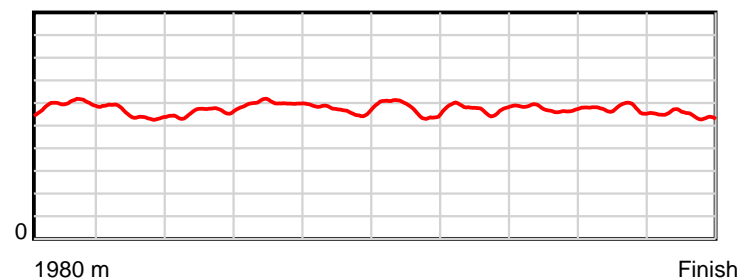
0.6 s Stride duration



20 m/sec Speed



100 % Stride efficiency



Note: Horizontal distance axis grid lines are 200m furlongs.

Disclaimer.

HRNZ and NZMTC and Thoroughbred Ratings Pty Ltd accepts no responsibility for the completeness or accuracy of any of the information contained herein, and makes no representations about its suitability for any particular purpose. Users should make their own judgements about those matters and/or seek independent advice. You assume all risks associated with use of the data provided on this page.