



Race Results

NZ Metropolitan Trotting Club Inc, HRNZ, July 04, 2025

Compilation date: July 4, 2025, 10:00:19 PM (NZST)

Copyright © 2025 HRNZ and NZMTC. All rights reserved.

Trademarks.

StrideMASTER is a registered trademark of Thoroughbred Ratings Pty Ltd.

Disclaimer.

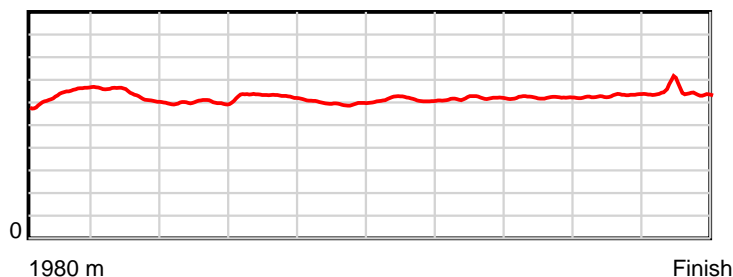
HRNZ and NZMTC and Thoroughbred Ratings Pty Ltd accepts no responsibility for the completeness or accuracy of any of the information contained herein, and makes no representations about its suitability for any particular purpose. Users should make their own judgements about those matters and/or seek independent advice. You assume all risks associated with use of the data provided on this page.

Race Results

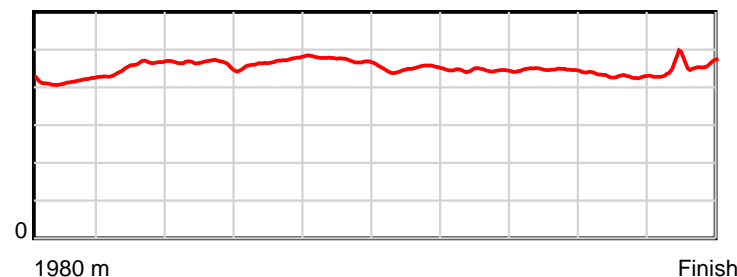
July 04, 2025, Race 1, , Distance 1980m, Addington - Survey 1980m

Result	TAB no.	Horse (Barrier)	1980 to	1800m to	1600m to	1400m to	1200m to	1000m to	800m to	600m to	400m to	200m to	Total or	Margin
1st	4	I'm Rockin (4)	1800m	1600m	1400m	1200m	1000m	800m	600m	400m	200m	WP	Average	
		Position in running (margin)	-	1(0.0)	1(0.0)	1(0.0)	1(0.0)	1(0.0)	1(0.0)	1(0.0)	1(0.0)	1(0.0)		0.00
		Sectional time (s)	12.01	14.61	15.32	15.02	15.85	14.98	14.40	14.60	13.63	14.16		
		Cumulative time (s)	144.58	132.57	117.96	102.64	87.62	71.77	56.79	42.39	27.79	14.16	2:24.58	
		Speed (m/s)	14.99	13.69	13.05	13.32	12.62	13.35	13.89	13.70	14.67	14.12	13.70	
		Stride length (m)	6.28	6.24	6.05	6.24	5.97	6.00	6.18	6.12	6.31	6.43	6.18	
		Stride duration (s)	0.415	0.456	0.463	0.469	0.473	0.449	0.445	0.446	0.430	0.456	0.451	
		Stride efficiency (%)	61.63	60.85	57.12	60.93	55.70	56.20	59.61	58.50	62.23	64.65	59.63	
		Stride count	28.66	32.05	33.08	32.03	33.50	33.35	32.38	32.69	31.69	31.09	320.52	

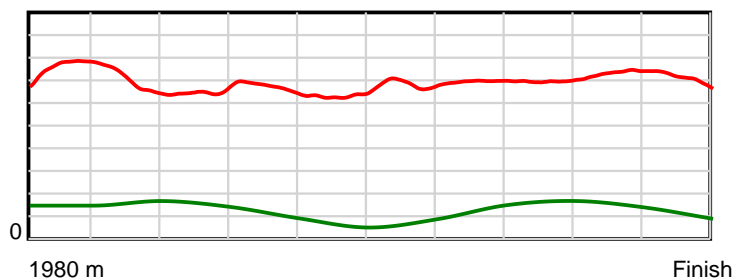
10 m Stride length



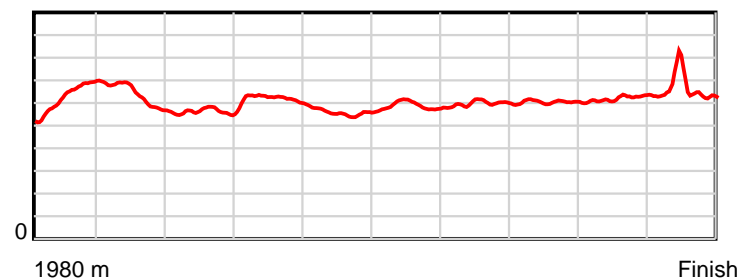
0.6 s Stride duration



20 m/sec Speed



100 % Stride efficiency



Note: Horizontal distance axis grid lines are 200m furlongs.

Disclaimer.

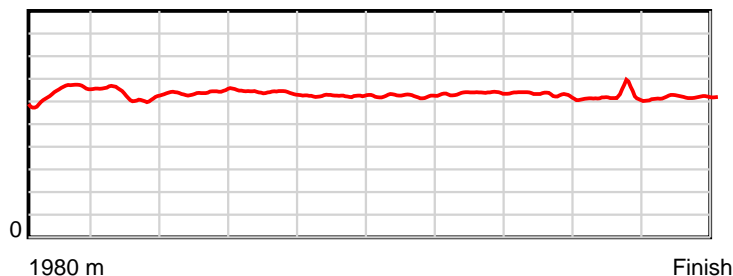
HRNZ and NZMTC and Thoroughbred Ratings Pty Ltd accepts no responsibility for the completeness or accuracy of any of the information contained herein, and makes no representations about its suitability for any particular purpose. Users should make their own judgements about those matters and/or seek independent advice. You assume all risks associated with use of the data provided on this page.

Race Results

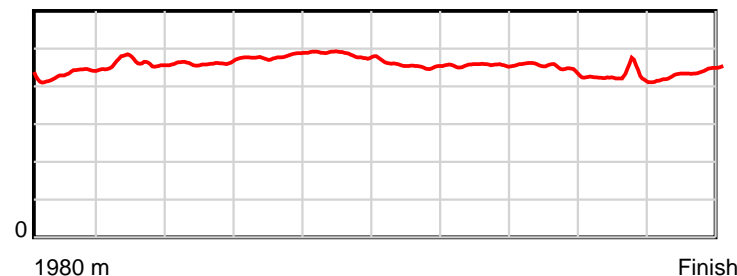
July 04, 2025, Race 1, , Distance 1980m, Addington - Survey 1980m

Result	TAB no.	Horse (Barrier)	1980 to	1800m to	1600m to	1400m to	1200m to	1000m to	800m to	600m to	400m to	200m to	Total or	Margin
2nd	6	Trump Card (6)	1800m	1600m	1400m	1200m	1000m	800m	600m	400m	200m	WP	Average	
		Position in running (margin)	-	4(2.5)	4(5.9)	2(1.7)	2(1.7)	2(2.1)	4(2.8)	4(2.6)	4(3.0)	2(4.6)		4.50
		Sectional time (s)	12.31	15.18	14.62	15.02	15.91	15.11	14.36	14.67	13.90	14.31		
		Cumulative time (s)	145.39	133.08	117.90	103.28	88.26	72.35	57.24	42.88	28.21	14.31	2:25.39	
		Speed (m/s)	14.63	13.18	13.68	13.32	12.57	13.24	13.93	13.63	14.39	13.98	13.62	
		Stride length (m)	6.33	6.08	6.32	6.39	6.08	6.02	6.34	6.10	6.10	6.14	6.19	
		Stride duration (s)	0.432	0.461	0.462	0.480	0.484	0.455	0.456	0.447	0.424	0.440	0.454	
		Stride efficiency (%)	62.66	57.79	62.40	63.82	57.86	56.69	62.89	58.13	58.15	58.99	59.83	
		Stride count	28.42	32.89	31.65	31.30	32.87	33.21	31.53	32.79	32.78	32.55	319.99	

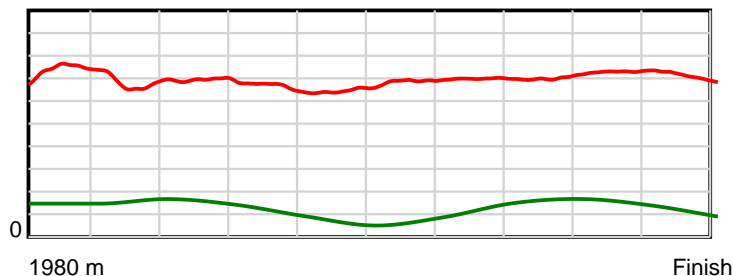
10 m Stride length



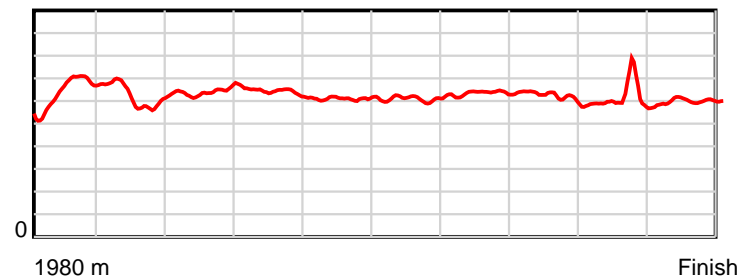
0.6 s Stride duration



20 m/sec Speed



100 % Stride efficiency



Note: Horizontal distance axis grid lines are 200m furlongs.

Disclaimer.

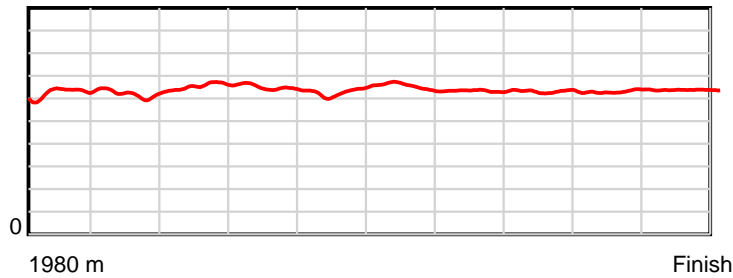
HRNZ and NZMTC and Thoroughbred Ratings Pty Ltd accepts no responsibility for the completeness or accuracy of any of the information contained herein, and makes no representations about its suitability for any particular purpose. Users should make their own judgements about those matters and/or seek independent advice. You assume all risks associated with use of the data provided on this page.

Race Results

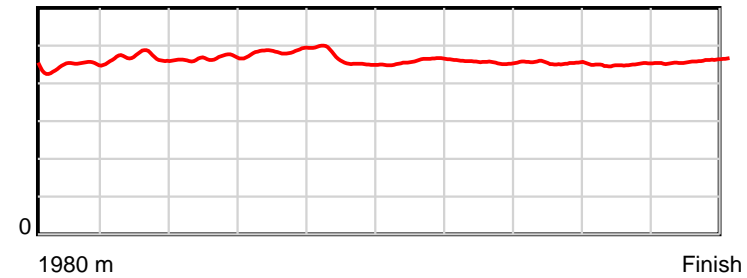
July 04, 2025, Race 1, , Distance 1980m, Addington - Survey 1980m

Result	TAB no.	Horse (Barrier)	1980 to	1800m to	1600m to	1400m to	1200m to	1000m to	800m to	600m to	400m to	200m to	Total or	Margin
3rd	8	Music Mistress (8)	1800m	1600m	1400m	1200m	1000m	800m	600m	400m	200m	WP	Average	
		Position in running (margin)	-	7(6.5)	7(12.3)	7(7.2)	7(7.3)	4(3.2)	2(0.8)	2(0.7)	2(1.4)	3(5.4)		6.20
		Sectional time (s)	13.02	15.58	14.47	15.03	15.16	14.59	14.38	14.71	14.30	14.46		
		Cumulative time (s)	145.70	132.68	117.10	102.63	87.60	72.44	57.85	43.47	28.76	14.46	2:25.70	
		Speed (m/s)	13.83	12.84	13.82	13.31	13.19	13.71	13.91	13.60	13.99	13.83	13.59	
		Stride length (m)	6.20	6.03	6.45	6.46	6.12	6.31	6.34	6.17	6.29	6.36	6.27	
		Stride duration (s)	0.446	0.470	0.467	0.486	0.464	0.460	0.456	0.454	0.450	0.460	0.461	
		Stride efficiency (%)	60.02	56.77	64.99	65.28	58.48	62.16	62.82	59.42	61.90	63.29	61.45	
		Stride count	29.04	33.18	31.01	30.94	32.69	31.71	31.54	32.43	31.78	31.43	315.75	

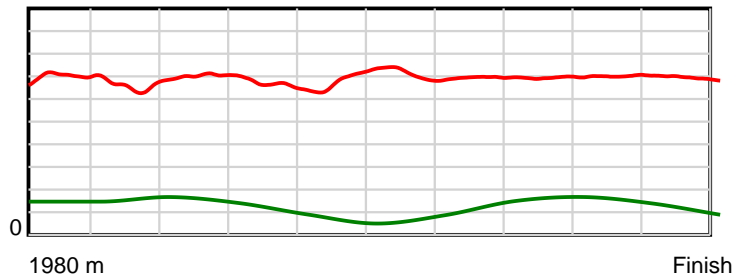
10 m Stride length



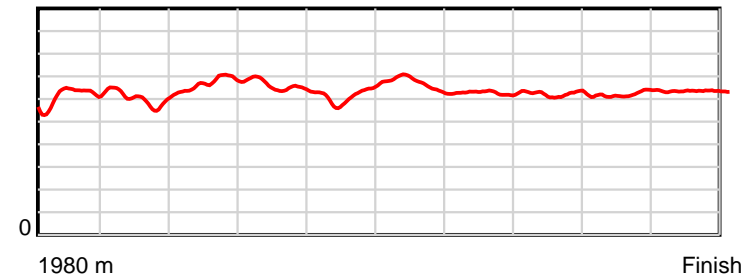
0.6 s Stride duration



20 m/sec Speed



100 % Stride efficiency



Note: Horizontal distance axis grid lines are 200m furlongs.

Disclaimer.

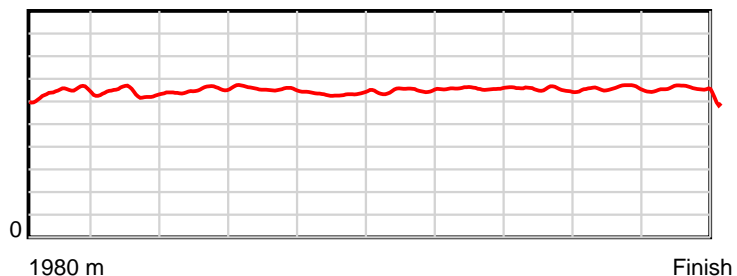
HRNZ and NZMTC and Thoroughbred Ratings Pty Ltd accepts no responsibility for the completeness or accuracy of any of the information contained herein, and makes no representations about its suitability for any particular purpose. Users should make their own judgements about those matters and/or seek independent advice. You assume all risks associated with use of the data provided on this page.

Race Results

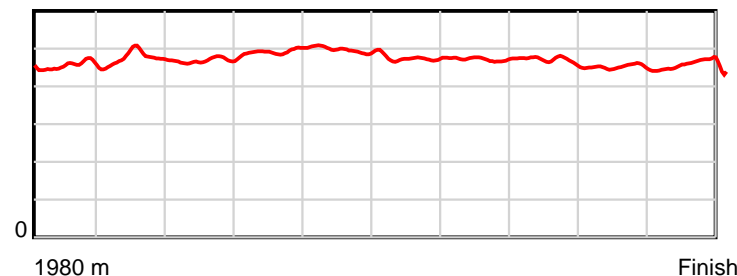
July 04, 2025, Race 1, , Distance 1980m, Addington - Survey 1980m

Result	TAB no.	Horse (Barrier)	1980 to	1800m to	1600m to	1400m to	1200m to	1000m to	800m to	600m to	400m to	200m to	Total or	Margin
4th	5	Zarlini (5)	1800m	1600m	1400m	1200m	1000m	800m	600m	400m	200m	WP	Average	
		Position in running (margin)	-	6(6.3)	6(10.5)	6(5.3)	6(5.6)	7(5.7)	7(6.0)	7(5.8)	7(7.0)	7(9.2)		8.30
		Sectional time (s)	12.84	15.31	14.45	15.06	15.87	15.05	14.36	14.79	14.00	14.35		
		Cumulative time (s)	146.08	133.24	117.93	103.48	88.42	72.55	57.50	43.14	28.35	14.35	2:26.08	
		Speed (m/s)	14.02	13.06	13.84	13.28	12.60	13.29	13.93	13.52	14.29	13.94	13.55	
		Stride length (m)	6.34	6.22	6.49	6.55	6.26	6.28	6.57	6.31	6.44	6.40	6.38	
		Stride duration (s)	0.455	0.476	0.469	0.494	0.497	0.473	0.472	0.467	0.450	0.459	0.471	
		Stride efficiency (%)	62.72	60.40	65.79	67.13	61.32	61.65	67.48	62.23	64.71	63.93	63.68	
		Stride count	28.41	32.17	30.82	30.51	31.93	31.84	30.44	31.69	31.08	31.27	310.16	

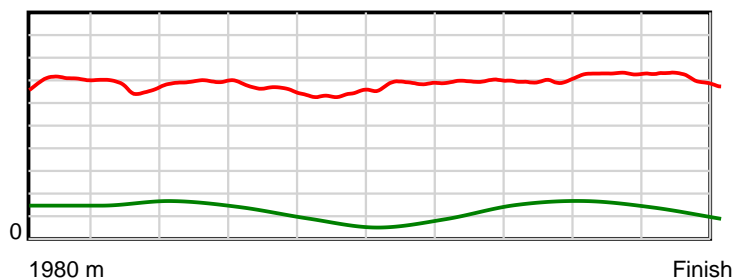
10 m Stride length



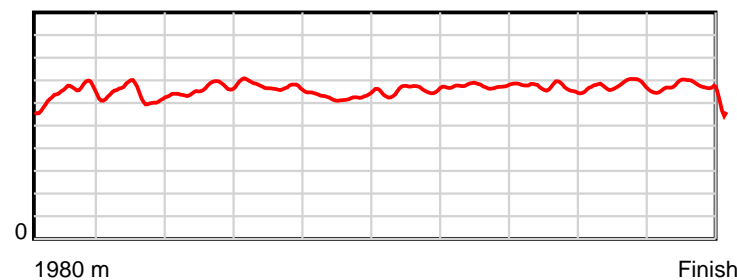
0.6 s Stride duration



20 m/sec Speed



100 % Stride efficiency



Note: Horizontal distance axis grid lines are 200m furlongs.

Disclaimer.

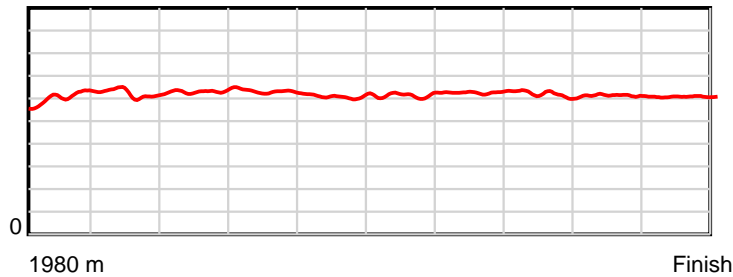
HRNZ and NZMTC and Thoroughbred Ratings Pty Ltd accepts no responsibility for the completeness or accuracy of any of the information contained herein, and makes no representations about its suitability for any particular purpose. Users should make their own judgements about those matters and/or seek independent advice. You assume all risks associated with use of the data provided on this page.

Race Results

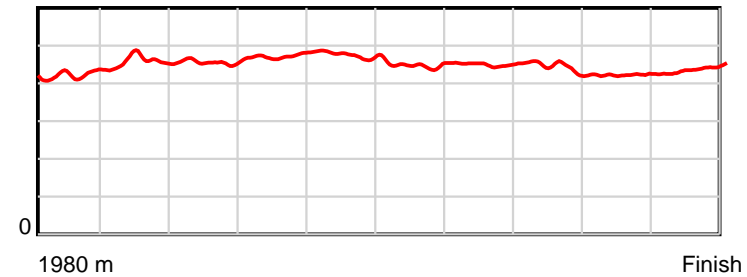
July 04, 2025, Race 1, , Distance 1980m, Addington - Survey 1980m

Result	TAB no.	Horse (Barrier)	1980 to	1800m to	1600m to	1400m to	1200m to	1000m to	800m to	600m to	400m to	200m to	Total or	Margin
5th	2	Cheer The Capt... (2)	1800m	1600m	1400m	1200m	1000m	800m	600m	400m	200m	WP	Average	
		Position in running (margin)	-	5(4.9)	5(6.9)	4(3.2)	5(3.6)	6(4.0)	6(3.9)	6(3.9)	6(4.6)	6(7.7)		8.70
		Sectional time (s)	12.74	14.94	14.69	15.09	15.92	14.96	14.41	14.71	14.15	14.54		
		Cumulative time (s)	146.15	133.41	118.47	103.78	88.69	72.77	57.81	43.40	28.69	14.54	2:26.15	
		Speed (m/s)	14.13	13.39	13.61	13.25	12.56	13.37	13.88	13.60	14.13	13.76	13.55	
		Stride length (m)	6.02	6.13	6.21	6.26	5.97	5.99	6.25	6.00	5.97	6.04	6.08	
		Stride duration (s)	0.423	0.458	0.456	0.472	0.475	0.448	0.450	0.442	0.423	0.439	0.449	
		Stride efficiency (%)	56.67	58.67	60.33	61.20	55.79	55.98	60.97	56.30	55.78	57.09	57.83	
		Stride count	29.89	32.64	32.19	31.96	33.47	33.42	32.02	33.32	33.48	33.09	325.48	

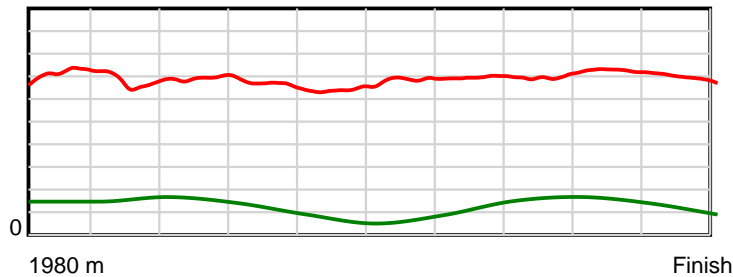
10 m Stride length



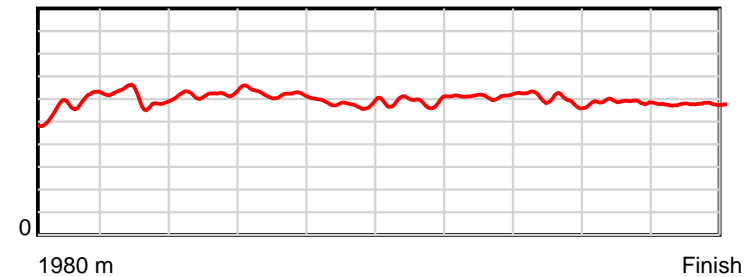
0.6 s Stride duration



20 m/sec Speed



100 % Stride efficiency



Note: Horizontal distance axis grid lines are 200m furlongs.

Disclaimer.

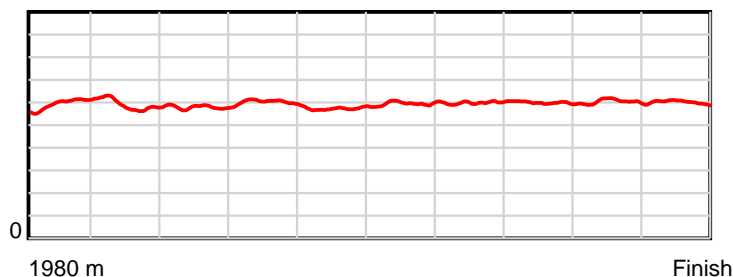
HRNZ and NZMTC and Thoroughbred Ratings Pty Ltd accepts no responsibility for the completeness or accuracy of any of the information contained herein, and makes no representations about its suitability for any particular purpose. Users should make their own judgements about those matters and/or seek independent advice. You assume all risks associated with use of the data provided on this page.

Race Results

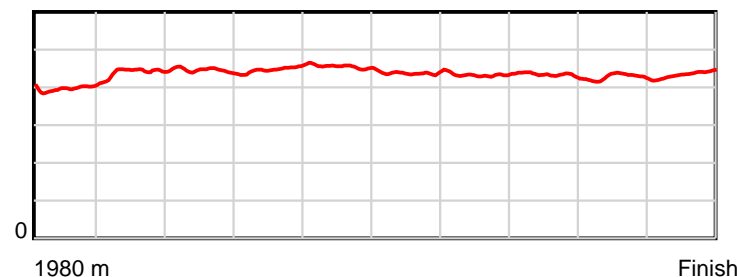
July 04, 2025, Race 1, , Distance 1980m, Addington - Survey 1980m

Result	TAB no.	Horse (Barrier)	1980 to	1800m to	1600m to	1400m to	1200m to	1000m to	800m to	600m to	400m to	200m to	Total or	Margin
6th	3	Pioneer (3)	1800m	1600m	1400m	1200m	1000m	800m	600m	400m	200m	WP	Average	
		Position in running (margin)	-	2(1.1)	3(4.9)	5(4.2)	4(3.6)	5(4.0)	5(3.6)	5(3.9)	5(4.5)	5(7.5)		9.20
		Sectional time (s)	12.24	15.26	15.20	14.91	15.92	14.91	14.45	14.69	14.14	14.52		
		Cumulative time (s)	146.24	134.00	118.74	103.54	88.63	72.71	57.80	43.35	28.66	14.52	2:26.24	
		Speed (m/s)	14.71	13.11	13.16	13.41	12.56	13.41	13.84	13.61	14.14	13.77	13.54	
		Stride length (m)	5.91	5.78	5.86	6.01	5.71	5.87	5.98	5.90	6.04	6.01	5.91	
		Stride duration (s)	0.397	0.441	0.446	0.448	0.455	0.438	0.432	0.433	0.427	0.436	0.436	
		Stride efficiency (%)	54.61	52.23	53.69	56.42	51.00	53.88	55.97	54.34	57.04	56.38	54.51	
		Stride count	30.45	34.59	34.12	33.28	35.01	34.06	33.42	33.92	33.10	33.30	335.25	

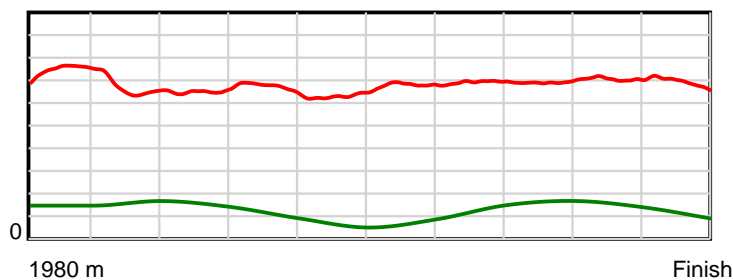
10 m Stride length



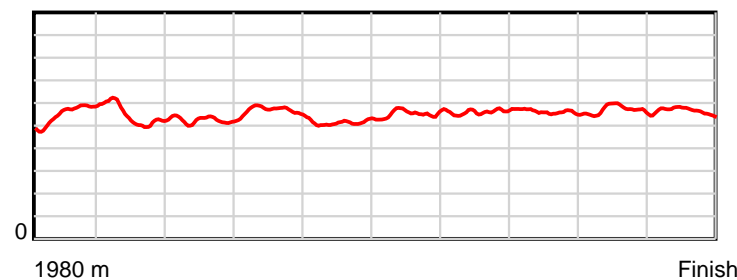
0.6 s Stride duration



20 m/sec Speed



100 % Stride efficiency



Note: Horizontal distance axis grid lines are 200m furlongs.

Disclaimer.

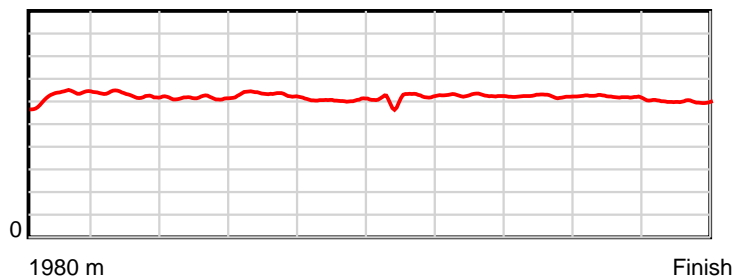
HRNZ and NZMTC and Thoroughbred Ratings Pty Ltd accepts no responsibility for the completeness or accuracy of any of the information contained herein, and makes no representations about its suitability for any particular purpose. Users should make their own judgements about those matters and/or seek independent advice. You assume all risks associated with use of the data provided on this page.

Race Results

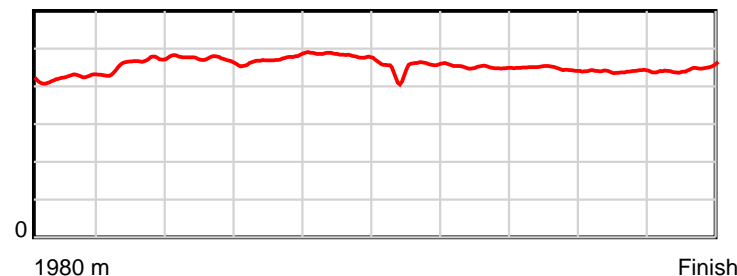
July 04, 2025, Race 1, , Distance 1980m, Addington - Survey 1980m

Result	TAB no.	Horse (Barrier)	1980 to	1800m to	1600m to	1400m to	1200m to	1000m to	800m to	600m to	400m to	200m to	Total or	Margin
7th	1	Wuhan (1)	1800m	1600m	1400m	1200m	1000m	800m	600m	400m	200m	WP	Average	
		Position in running (margin)	-	3(1.9)	2(3.3)	3(2.7)	3(2.1)	3(2.6)	3(2.2)	3(1.9)	3(2.9)	4(6.3)		10.10
		Sectional time (s)	12.42	14.85	15.21	14.93	15.92	14.92	14.35	14.77	14.19	14.84		
		Cumulative time (s)	146.40	133.98	119.13	103.92	88.99	73.07	58.15	43.80	29.03	14.84	2:26.40	
		Speed (m/s)	14.50	13.47	13.15	13.40	12.56	13.40	13.94	13.54	14.09	13.48	13.52	
		Stride length (m)	6.25	6.22	6.22	6.33	6.05	6.04	6.28	6.05	6.20	6.02	6.16	
		Stride duration (s)	0.423	0.462	0.473	0.472	0.482	0.451	0.450	0.447	0.440	0.447	0.456	
		Stride efficiency (%)	61.04	60.41	60.52	62.58	57.27	57.01	61.53	57.26	59.97	56.71	59.36	
		Stride count	28.80	32.17	32.14	31.60	33.04	33.11	31.87	33.04	32.28	33.20	321.25	

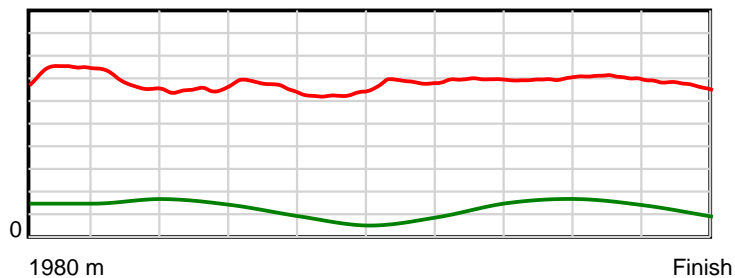
10 m Stride length



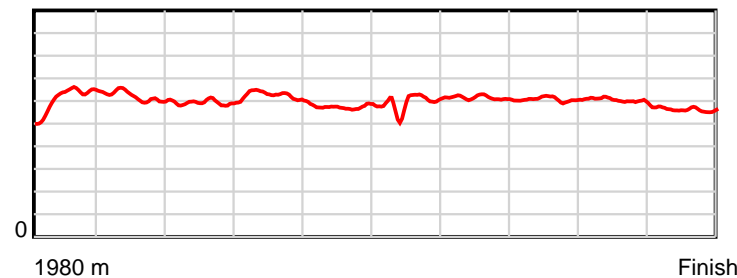
0.6 s Stride duration



20 m/sec Speed



100 % Stride efficiency



Note: Horizontal distance axis grid lines are 200m furlongs.

Disclaimer.

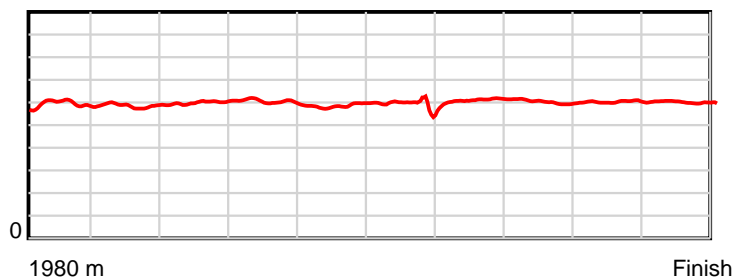
HRNZ and NZMTC and Thoroughbred Ratings Pty Ltd accepts no responsibility for the completeness or accuracy of any of the information contained herein, and makes no representations about its suitability for any particular purpose. Users should make their own judgements about those matters and/or seek independent advice. You assume all risks associated with use of the data provided on this page.

Race Results

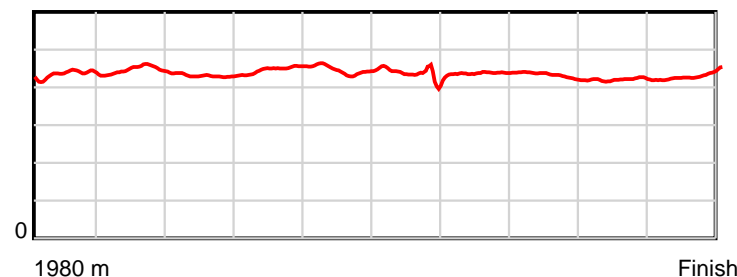
July 04, 2025, Race 1, , Distance 1980m, Addington - Survey 1980m

Result	TAB no.	Horse (Barrier)	1980 to	1800m to	1600m to	1400m to	1200m to	1000m to	800m to	600m to	400m to	200m to	Total or	Margin
8th	7	Kotare Kelso (7)	1800m	1600m	1400m	1200m	1000m	800m	600m	400m	200m	WP	Average	
		Position in running (margin)	-	8(8.7)	8(15.1)	8(10.3)	8(9.2)	8(7.5)	8(8.8)	8(8.2)	8(8.0)	8(9.3)		10.20
		Sectional time (s)	13.42	15.68	14.52	14.82	15.58	15.20	14.30	14.56	13.85	14.49		
		Cumulative time (s)	146.42	133.00	117.32	102.80	87.98	72.40	57.20	42.90	28.34	14.49	2:26.42	
		Speed (m/s)	13.42	12.76	13.77	13.50	12.84	13.16	13.99	13.74	14.44	13.80	13.52	
		Stride length (m)	5.89	5.69	5.94	6.05	5.73	5.68	6.12	5.91	6.08	5.97	5.90	
		Stride duration (s)	0.436	0.446	0.431	0.448	0.446	0.431	0.438	0.430	0.421	0.433	0.436	
		Stride efficiency (%)	54.18	50.60	55.18	57.19	51.22	50.37	58.59	54.49	57.77	55.77	54.43	
		Stride count	30.57	35.15	33.66	33.06	34.93	35.23	32.66	33.87	32.89	33.48	335.50	

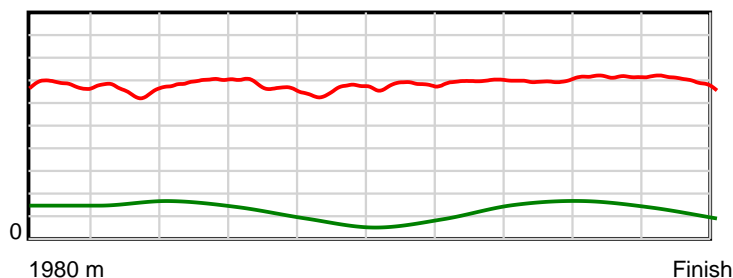
10 m Stride length



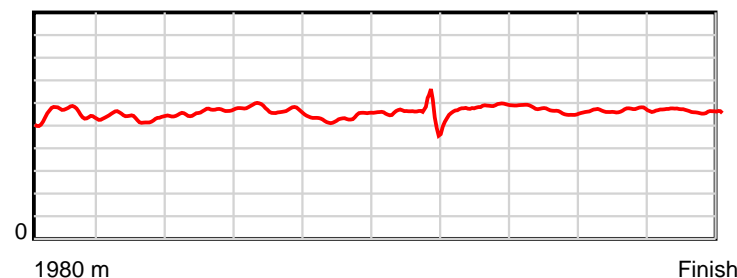
0.6 s Stride duration



20 m/sec Speed



100 % Stride efficiency



Note: Horizontal distance axis grid lines are 200m furlongs.

Disclaimer.

HRNZ and NZMTC and Thoroughbred Ratings Pty Ltd accepts no responsibility for the completeness or accuracy of any of the information contained herein, and makes no representations about its suitability for any particular purpose. Users should make their own judgements about those matters and/or seek independent advice. You assume all risks associated with use of the data provided on this page.



Race Results



July 04, 2025, Race 2, GALLAGHER INSURANCE TROT, Distance 2600m, Addington - Survey 3200m

Result	TAB no.	Horse (Barrier)	2600 to	2400m to
1st	7	Major Doosie (8)	2400m	2200m
		Position in running (margin)	-	3(8.4)
		Sectional time (s)	17.10	15.25
		Cumulative time (s)	200.28	183.18
		Speed (m/s)	11.70	13.11
		Stride length (m)	2283.69	148.69
		Stride duration (s)	183.651	11.335
		Stride efficiency (%)	8149620.50	34547.05
		Stride count	0.09	1.35

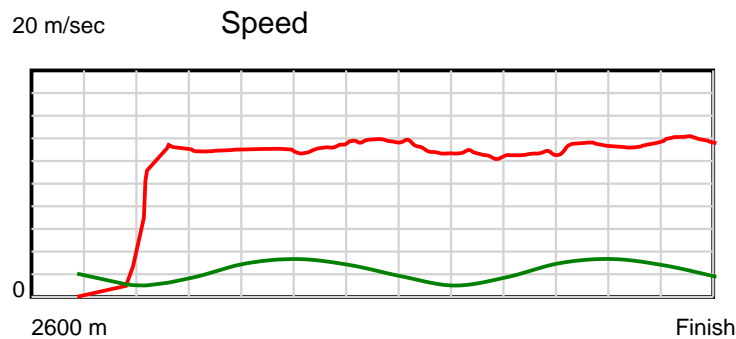
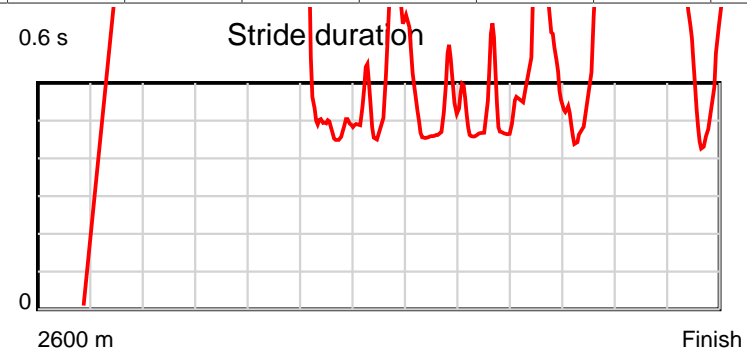
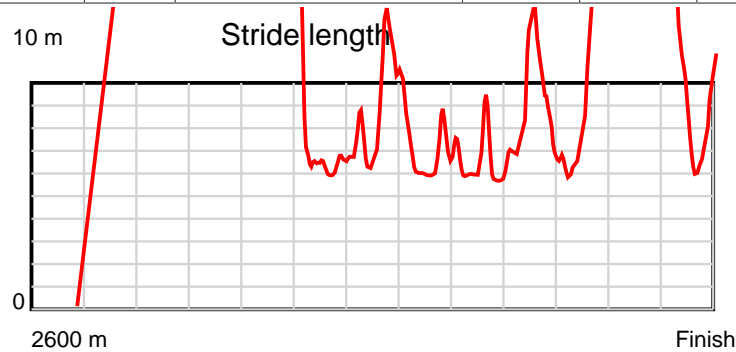
Disclaimer.

HRNZ and NZMTC and Thoroughbred Ratings Pty Ltd accepts no responsibility for the completeness or accuracy of any of the information contained herein, and makes no representations about its suitability for any particular purpose. Users should make their own judgements about those matters and/or seek independent advice. You assume all risks associated with use of the data provided on this page.

Race Results

July 04, 2025, Race 2, GALLAGHER INSURANCE TROT, Distance 2600m, Addington - Survey 3200m

Result	TAB no.	Horse (Barrier)	2200m to	2000m to	1800m to	1600m to	1400m to	1200m to	1000m to	800m to	600m to	400m to	200m to	Total or	Margin
1st	7	Major Doosie (8)	2000m	1800m	1600m	1400m	1200m	1000m	800m	600m	400m	200m	WP	Average	
		Position in running (margin)	3(11.8)	3(10.0)	3(8.3)	3(4.6)	3(4.8)	3(3.1)	4(4.0)	4(4.7)	6(6.9)	4(6.2)	3(2.1)		0.00
		Sectional time (s)	15.30	15.39	15.66	15.17	14.54	15.72	16.27	15.77	15.10	14.53	14.48		
		Cumulative time (s)	167.93	152.63	137.24	121.58	106.41	91.87	76.15	59.88	44.11	29.01	14.48	3:20.28	
		Speed (m/s)	13.07	13.00	12.77	13.18	13.76	12.72	12.29	12.68	13.25	13.76	13.81	12.98	
		Stride length (m)	8.11	12.44	19.03	6.37	8.37	6.47	6.20	7.23	8.61	14.70	7.82	9.95	
		Stride duration (s)	0.621	0.957	1.490	0.483	0.608	0.508	0.505	0.570	0.650	1.068	0.567	0.767	
		Stride efficiency (%)	102.89	241.66	566.06	63.36	109.44	65.40	60.15	81.62	115.97	337.53	95.63	154.81	
		Stride count	24.65	16.08	10.51	31.41	23.90	30.92	32.24	27.67	23.22	13.61	25.57	261.22	



Note: Horizontal distance axis grid lines are 200m furlongs.

Disclaimer.

HRNZ and NZMTC and Thoroughbred Ratings Pty Ltd accepts no responsibility for the completeness or accuracy of any of the information contained herein, and makes no representations about its suitability for any particular purpose. Users should make their own judgements about those matters and/or seek independent advice. You assume all risks associated with use of the data provided on this page.



Race Results



July 04, 2025, Race 2, GALLAGHER INSURANCE TROT, Distance 2600m, Addington - Survey 3200m

Result	TAB no.	Horse (Barrier)	2600 to	2400m to
2nd	3	Koko Kaboom (4)	2400m	2200m
		Position in running (margin)	-	7(16.4)
		Sectional time (s)	18.31	15.60
		Cumulative time (s)	200.41	182.10
		Speed (m/s)	10.92	12.82
		Stride length (m)	5.35	5.84
		Stride duration (s)	0.468	0.456
		Stride efficiency (%)	44.66	53.31
		Stride count	37.41	34.24

Disclaimer.

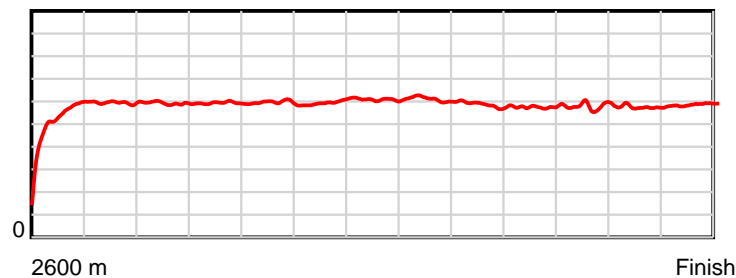
HRNZ and NZMTC and Thoroughbred Ratings Pty Ltd accepts no responsibility for the completeness or accuracy of any of the information contained herein, and makes no representations about its suitability for any particular purpose. Users should make their own judgements about those matters and/or seek independent advice. You assume all risks associated with use of the data provided on this page.

Race Results

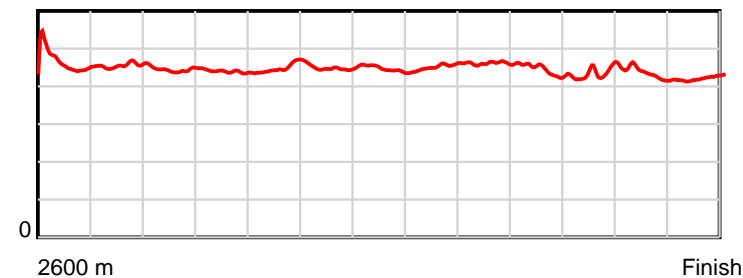
July 04, 2025, Race 2, GALLAGHER INSURANCE TROT, Distance 2600m, Addington - Survey 3200m

Result	TAB no.	Horse (Barrier)	2200m to	2000m to	1800m to	1600m to	1400m to	1200m to	1000m to	800m to	600m to	400m to	200m to	Total or	Margin
2nd	3	Koko Kaboom (4)	2000m	1800m	1600m	1400m	1200m	1000m	800m	600m	400m	200m	WP	Average	
		Position in running (margin)	7(21.9)	7(20.3)	6(14.2)	6(9.2)	6(8.3)	6(6.7)	5(4.7)	5(4.9)	4(3.9)	3(4.5)	4(3.5)		0.80
		Sectional time (s)	15.34	14.65	15.44	14.99	14.54	15.26	16.17	15.27	15.31	15.04	14.49		
		Cumulative time (s)	166.50	151.16	136.51	121.07	106.08	91.54	76.28	60.11	44.84	29.53	14.49	3:20.41	
		Speed (m/s)	13.04	13.65	12.95	13.34	13.76	13.11	12.37	13.10	13.06	13.30	13.80	12.97	
		Stride length (m)	5.80	6.00	5.83	5.97	6.14	5.93	5.71	5.78	5.69	5.71	5.80	5.80	
		Stride duration (s)	0.444	0.439	0.450	0.448	0.446	0.453	0.461	0.441	0.435	0.430	0.420	0.447	
		Stride efficiency (%)	52.50	56.22	53.04	55.74	58.84	54.98	50.88	52.15	50.51	50.98	52.49	52.63	
		Stride count	34.50	33.34	34.33	33.49	32.59	33.72	35.05	34.62	35.18	35.01	34.51	447.99	

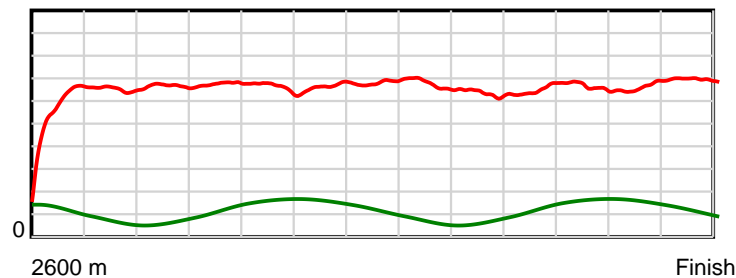
10 m Stride length



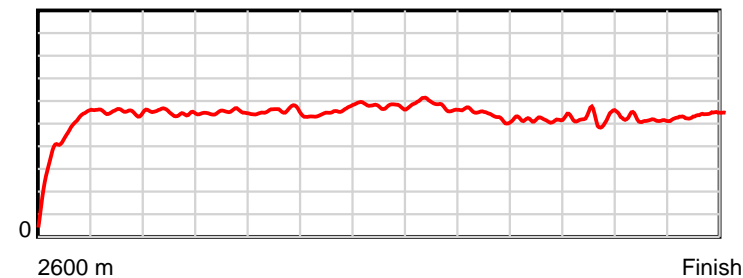
0.6 s Stride duration



20 m/sec Speed



100 % Stride efficiency



Note: Horizontal distance axis grid lines are 200m furlongs.

Disclaimer.

HRNZ and NZMTC and Thoroughbred Ratings Pty Ltd accepts no responsibility for the completeness or accuracy of any of the information contained herein, and makes no representations about its suitability for any particular purpose. Users should make their own judgements about those matters and/or seek independent advice. You assume all risks associated with use of the data provided on this page.



Race Results



July 04, 2025, Race 2, GALLAGHER INSURANCE TROT, Distance 2600m, Addington - Survey 3200m

Result	TAB no.	Horse (Barrier)	2600 to	2400m to
3rd	6	Brett's Mate (7)	2400m	2200m
		Position in running (margin)	-	4(9.5)
		Sectional time (s)	17.42	15.59
		Cumulative time (s)	200.61	183.19
		Speed (m/s)	11.48	12.83
		Stride length (m)	10.84	7.02
		Stride duration (s)	0.886	0.547
		Stride efficiency (%)	183.77	76.92
		Stride count	18.44	28.51

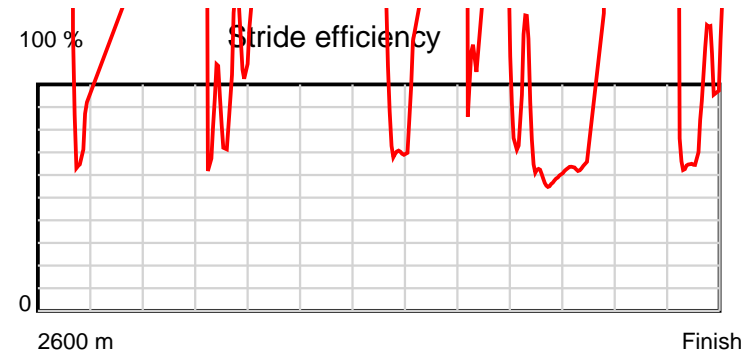
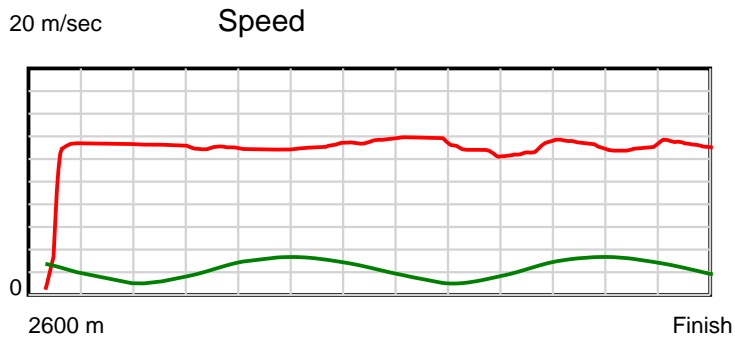
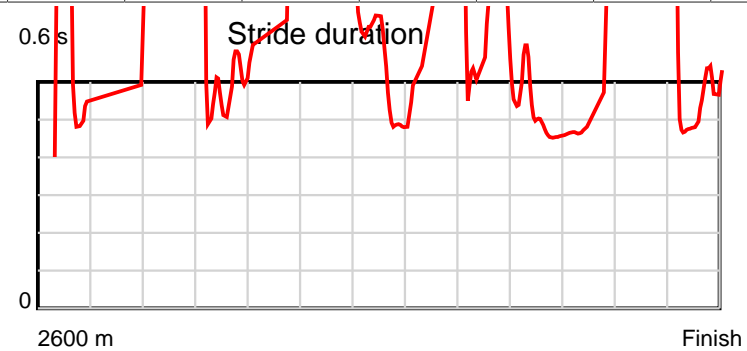
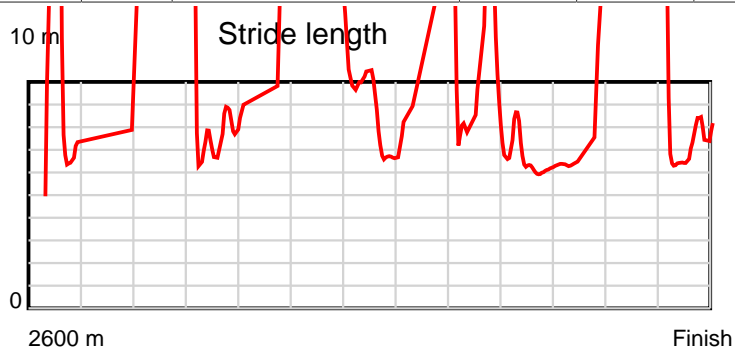
Disclaimer.

HRNZ and NZMTC and Thoroughbred Ratings Pty Ltd accepts no responsibility for the completeness or accuracy of any of the information contained herein, and makes no representations about its suitability for any particular purpose. Users should make their own judgements about those matters and/or seek independent advice. You assume all risks associated with use of the data provided on this page.

Race Results

July 04, 2025, Race 2, GALLAGHER INSURANCE TROT, Distance 2600m, Addington - Survey 3200m

Result	TAB no.	Horse (Barrier)	2200m to	2000m to	1800m to	1600m to	1400m to	1200m to	1000m to	800m to	600m to	400m to	200m to	Total or	Margin
3rd	6	Brett's Mate (7)	2000m	1800m	1600m	1400m	1200m	1000m	800m	600m	400m	200m	WP	Average	
		Position in running (margin)	4(15.0)	4(13.8)	4(10.8)	4(6.2)	4(6.7)	4(4.9)	3(2.4)	2(2.4)	2(1.2)	2(1.8)	2(1.1)		1.90
		Sectional time (s)	15.39	15.16	15.53	15.21	14.53	15.17	16.13	15.22	15.33	15.09	14.84		
		Cumulative time (s)	167.60	152.21	137.05	121.52	106.31	91.78	76.61	60.48	45.26	29.93	14.84	3:20.61	
		Speed (m/s)	13.00	13.19	12.88	13.15	13.76	13.18	12.40	13.14	13.05	13.25	13.48	12.96	
		Stride length (m)	65.32	7.00	14.43	12.64	7.73	13.93	7.72	6.52	10.20	10.91	6.84	9.55	
		Stride duration (s)	5.027	0.531	1.120	0.961	0.562	1.056	0.623	0.496	0.782	0.823	0.507	0.737	
		Stride efficiency (%)	6667.71	76.55	325.41	249.57	93.39	303.20	93.23	66.42	162.67	185.93	73.04	142.51	
		Stride count	3.06	28.57	13.86	15.83	25.87	14.36	25.89	30.68	19.60	18.34	29.25	272.26	



Note: Horizontal distance axis grid lines are 200m furlongs.

Disclaimer.

HRNZ and NZMTC and Thoroughbred Ratings Pty Ltd accepts no responsibility for the completeness or accuracy of any of the information contained herein, and makes no representations about its suitability for any particular purpose. Users should make their own judgements about those matters and/or seek independent advice. You assume all risks associated with use of the data provided on this page.



Race Results



July 04, 2025, Race 2, GALLAGHER INSURANCE TROT, Distance 2600m, Addington - Survey 3200m

Result	TAB no.	Horse (Barrier)	2600 to	2400m to
4th	8	Amendment (1)	2400m	2200m
		Position in running (margin)	-	6(13.5)
		Sectional time (s)	17.94	15.77
		Cumulative time (s)	200.75	182.81
		Speed (m/s)	11.15	12.68
		Stride length (m)	0.00	0.00
		Stride duration (s)	0.000	0.000
		Stride efficiency (%)	0.00	0.00
		Stride count	0.00	0.00


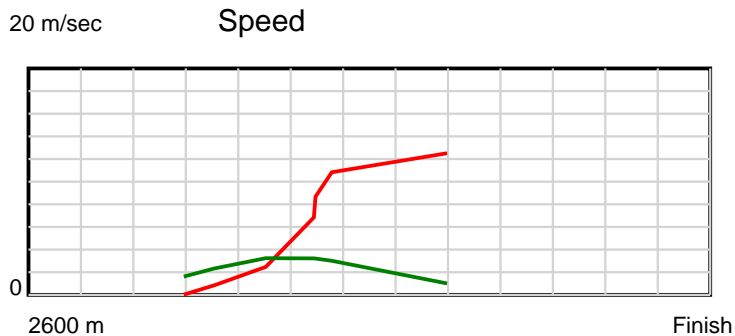
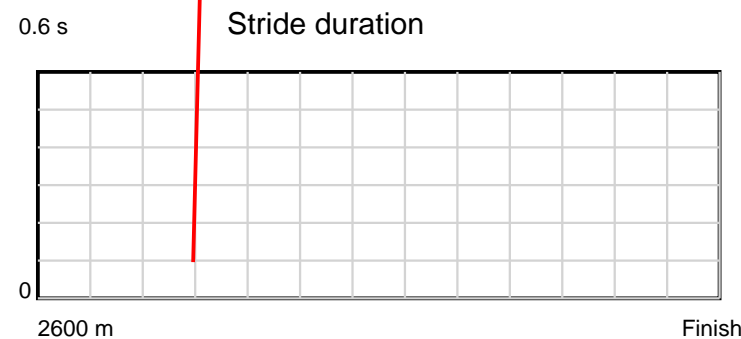
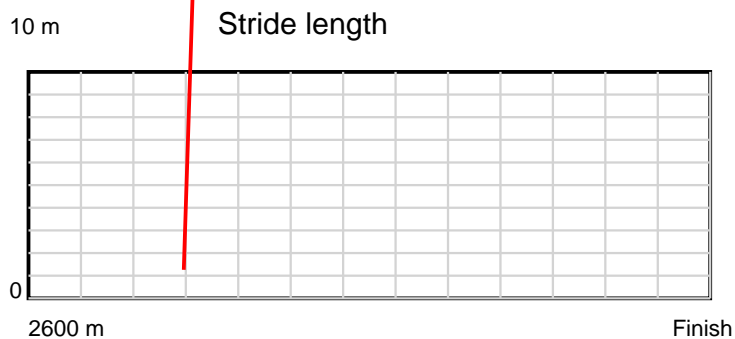
Disclaimer.

HRNZ and NZMTC and Thoroughbred Ratings Pty Ltd accepts no responsibility for the completeness or accuracy of any of the information contained herein, and makes no representations about its suitability for any particular purpose. Users should make their own judgements about those matters and/or seek independent advice. You assume all risks associated with use of the data provided on this page.

Race Results

July 04, 2025, Race 2, GALLAGHER INSURANCE TROT, Distance 2600m, Addington - Survey 3200m

Result	TAB no.	Horse (Barrier)	2200m to	2000m to	1800m to	1600m to	1400m to	1200m to	1000m to	800m to	600m to	400m to	200m to	Total or	Margin
4th	8	Amendment (1)	2000m	1800m	1600m	1400m	1200m	1000m	800m	600m	400m	200m	WP	Average	
		Position in running (margin)	6(20.0)	6(18.6)	7(15.1)	8(10.6)	7(9.0)	7(8.4)	8(8.3)	8(8.1)	1(0.0)	1(0.0)	1(0.0)		2.60
		Sectional time (s)	15.36	15.08	15.54	14.88	14.71	15.56	16.11	14.07	15.22	15.20	15.31		
		Cumulative time (s)	167.04	151.68	136.60	121.06	106.18	91.47	75.91	59.80	45.73	30.51	15.31	3:20.75	
		Speed (m/s)	13.02	13.26	12.87	13.44	13.60	12.85	12.41	14.21	13.14	13.16	13.06	12.95	
		Stride length (m)	13759.33	209.90	142.14	17.95	62.81	61.90	409.44	468.63	433.48	433.91	430.79	117.01	
		Stride duration (s)	1057.061	15.829	11.042	1.335	4.619	4.816	32.980	32.980	32.980	32.980	32.980	9.035	
		Stride efficiency (%)	295840928.0	68844.84	31573.21	503.54	6165.50	5986.91	261959.20	343184.72	293636.12	294215.91	290003.62	21395.49	
		Stride count	0.01	0.95	1.41	11.14	3.18	3.23	0.49	0.43	0.46	0.46	0.46	22.22	



Note: Horizontal distance axis grid lines are 200m furlongs.

Disclaimer.

HRNZ and NZMTC and Thoroughbred Ratings Pty Ltd accepts no responsibility for the completeness or accuracy of any of the information contained herein, and makes no representations about its suitability for any particular purpose. Users should make their own judgements about those matters and/or seek independent advice. You assume all risks associated with use of the data provided on this page.



Race Results



July 04, 2025, Race 2, GALLAGHER INSURANCE TROT, Distance 2600m, Addington - Survey 3200m

Result	TAB no.	Horse (Barrier)	2600 to	2400m to
5th	5	Lookslkeatrix... (6)	2400m	2200m
		Position in running (margin)	-	5(11.6)
		Sectional time (s)	17.62	15.62
		Cumulative time (s)	202.26	184.64
		Speed (m/s)	11.35	12.80
		Stride length (m)	5.48	6.05
		Stride duration (s)	0.456	0.473
		Stride efficiency (%)	46.87	57.18
		Stride count	36.52	33.06

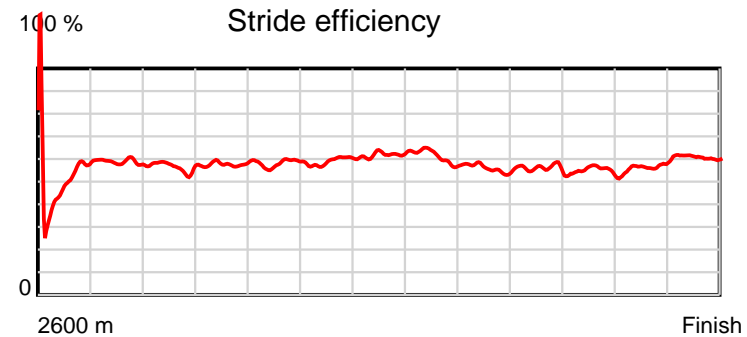
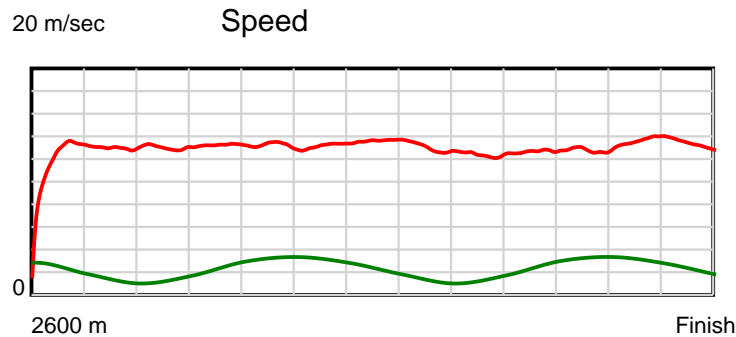
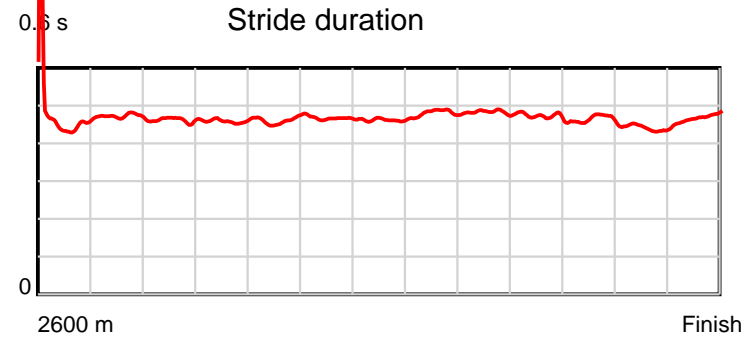
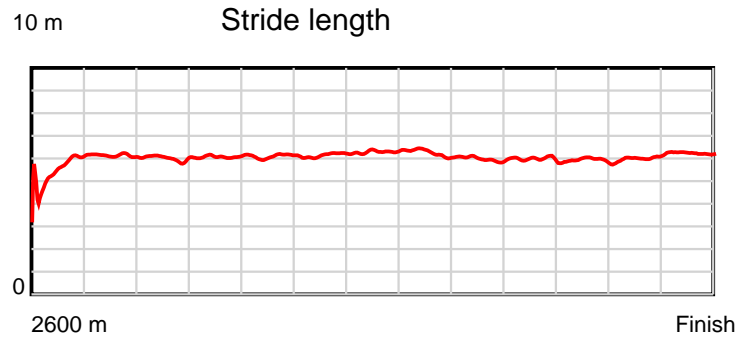
Disclaimer.

HRNZ and NZMTC and Thoroughbred Ratings Pty Ltd accepts no responsibility for the completeness or accuracy of any of the information contained herein, and makes no representations about its suitability for any particular purpose. Users should make their own judgements about those matters and/or seek independent advice. You assume all risks associated with use of the data provided on this page.

Race Results

July 04, 2025, Race 2, GALLAGHER INSURANCE TROT, Distance 2600m, Addington - Survey 3200m

Result	TAB no.	Horse (Barrier)	2200m to	2000m to	1800m to	1600m to	1400m to	1200m to	1000m to	800m to	600m to	400m to	200m to	Total or	Margin
5th	5	Looklikeatrix... (6)	2000m	1800m	1600m	1400m	1200m	1000m	800m	600m	400m	200m	WP	Average	
		Position in running (margin)	5(17.3)	5(16.2)	5(13.2)	5(7.0)	5(7.2)	5(6.0)	6(5.8)	6(6.4)	8(8.8)	7(12.5)	5(10.1)		11.00
		Sectional time (s)	15.42	15.16	15.25	15.17	14.62	15.55	16.24	15.81	15.84	14.80	15.16		
		Cumulative time (s)	169.02	153.60	138.44	123.19	108.02	93.40	77.85	61.61	45.80	29.96	15.16	3:22.26	
		Speed (m/s)	12.97	13.19	13.11	13.18	13.68	12.86	12.32	12.65	12.63	13.51	13.19	12.85	
		Stride length (m)	5.98	6.05	6.05	6.14	6.33	6.18	5.94	5.96	5.86	5.96	6.20	6.01	
		Stride duration (s)	0.461	0.459	0.461	0.466	0.463	0.480	0.483	0.472	0.464	0.441	0.470	0.467	
		Stride efficiency (%)	55.95	57.25	57.19	58.97	62.58	59.65	55.18	55.59	53.61	55.50	60.10	56.39	
		Stride count	33.43	33.04	33.06	32.56	31.61	32.37	33.66	33.53	34.15	33.56	32.25	432.80	



Note: Horizontal distance axis grid lines are 200m furlongs.

Disclaimer.

HRNZ and NZMTC and Thoroughbred Ratings Pty Ltd accepts no responsibility for the completeness or accuracy of any of the information contained herein, and makes no representations about its suitability for any particular purpose. Users should make their own judgements about those matters and/or seek independent advice. You assume all risks associated with use of the data provided on this page.



Race Results



July 04, 2025, Race 2, GALLAGHER INSURANCE TROT, Distance 2600m, Addington - Survey 3200m

Result	TAB no.	Horse (Barrier)	2600 to	2400m to
6th	2	Desbois (3)	2400m	2200m
		Position in running (margin)	-	2(4.5)
		Sectional time (s)	16.43	14.70
		Cumulative time (s)	203.28	186.85
		Speed (m/s)	12.17	13.61
		Stride length (m)	5.50	5.96
		Stride duration (s)	0.439	0.438
		Stride efficiency (%)	47.25	55.58
		Stride count	36.37	33.53

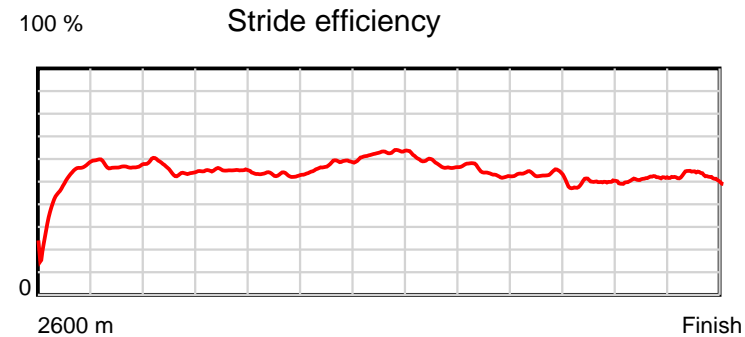
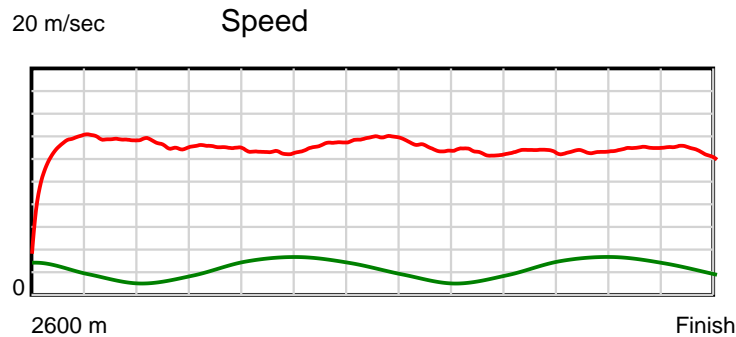
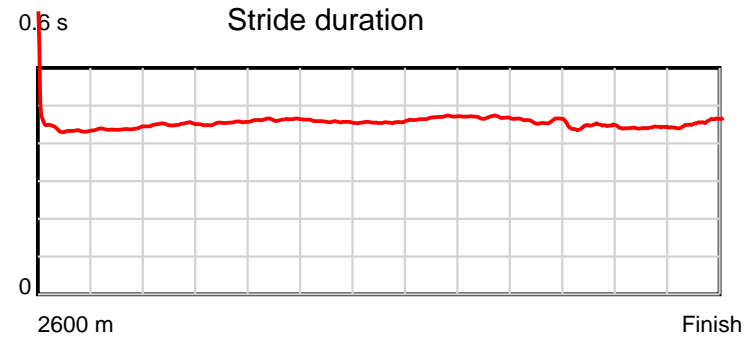
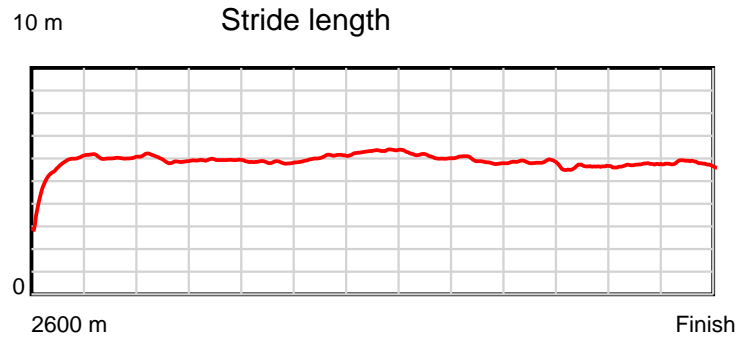
Disclaimer.

HRNZ and NZMTC and Thoroughbred Ratings Pty Ltd accepts no responsibility for the completeness or accuracy of any of the information contained herein, and makes no representations about its suitability for any particular purpose. Users should make their own judgements about those matters and/or seek independent advice. You assume all risks associated with use of the data provided on this page.

Race Results

July 04, 2025, Race 2, GALLAGHER INSURANCE TROT, Distance 2600m, Addington - Survey 3200m

Result	TAB no.	Horse (Barrier)	2200m to	2000m to	1800m to	1600m to	1400m to	1200m to	1000m to	800m to	600m to	400m to	200m to	Total or	Margin
6th	2	Desbois (3)	2000m	1800m	1600m	1400m	1200m	1000m	800m	600m	400m	200m	WP	Average	
		Position in running (margin)	2(4.6)	2(3.7)	2(2.9)	2(3.1)	2(3.0)	2(1.8)	2(2.4)	3(2.9)	5(5.4)	6(10.7)	6(12.2)		16.70
		Sectional time (s)	15.45	15.53	16.31	15.11	14.63	15.67	16.23	15.84	16.09	15.45	15.84		
		Cumulative time (s)	172.15	156.70	141.17	124.86	109.75	95.12	79.45	63.22	47.38	31.29	15.84	3:23.28	
		Speed (m/s)	12.94	12.88	12.26	13.24	13.67	12.76	12.32	12.63	12.43	12.94	12.63	12.79	
		Stride length (m)	5.83	5.84	5.68	6.05	6.24	5.97	5.78	5.79	5.53	5.71	5.76	5.81	
		Stride duration (s)	0.451	0.454	0.463	0.457	0.457	0.468	0.469	0.459	0.445	0.441	0.456	0.454	
		Stride efficiency (%)	53.18	53.29	50.41	57.27	60.86	55.73	52.19	52.46	47.70	50.93	51.88	52.80	
		Stride count	34.28	34.25	35.21	33.04	32.05	33.49	34.61	34.52	36.20	35.03	34.71	447.29	



Note: Horizontal distance axis grid lines are 200m furlongs.

Disclaimer.

HRNZ and NZMTC and Thoroughbred Ratings Pty Ltd accepts no responsibility for the completeness or accuracy of any of the information contained herein, and makes no representations about its suitability for any particular purpose. Users should make their own judgements about those matters and/or seek independent advice. You assume all risks associated with use of the data provided on this page.



Race Results



July 04, 2025, Race 2, GALLAGHER INSURANCE TROT, Distance 2600m, Addington - Survey 3200m

Result	TAB no.	Horse (Barrier)	2600 to	2400m to
7th	4	Special Effect... (5)	2400m	2200m
		Position in running (margin)	-	9(23.2)
		Sectional time (s)	19.65	14.94
		Cumulative time (s)	205.30	185.65
		Speed (m/s)	10.18	13.39
		Stride length (m)	4.54	5.76
		Stride duration (s)	0.429	0.430
		Stride efficiency (%)	32.18	51.80
		Stride count	44.07	34.74

Disclaimer.

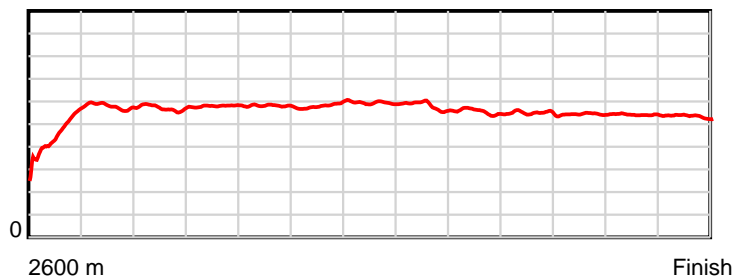
HRNZ and NZMTC and Thoroughbred Ratings Pty Ltd accepts no responsibility for the completeness or accuracy of any of the information contained herein, and makes no representations about its suitability for any particular purpose. Users should make their own judgements about those matters and/or seek independent advice. You assume all risks associated with use of the data provided on this page.

Race Results

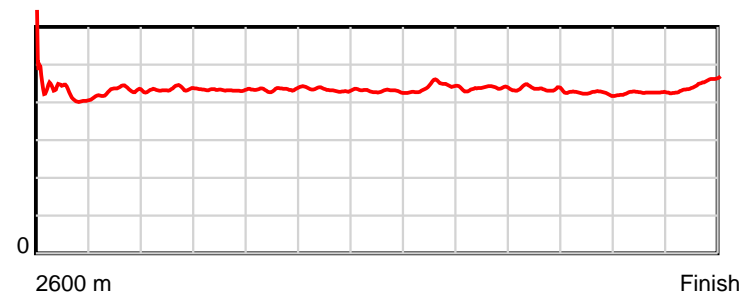
July 04, 2025, Race 2, GALLAGHER INSURANCE TROT, Distance 2600m, Addington - Survey 3200m

Result	TAB no.	Horse (Barrier)	2200m to	2000m to	1800m to	1600m to	1400m to	1200m to	1000m to	800m to	600m to	400m to	200m to	Total or	Margin
7th	4	Special Effect... (5)	2000m	1800m	1600m	1400m	1200m	1000m	800m	600m	400m	200m	WP	Average	
		Position in running (margin)	9(24.8)	9(23.5)	9(19.0)	9(13.1)	9(12.3)	9(10.8)	9(10.0)	9(8.9)	9(11.3)	9(14.6)	8(18.1)		27.90
		Sectional time (s)	15.38	14.92	15.30	15.00	14.57	15.45	15.97	15.81	15.77	15.78	16.76		
		Cumulative time (s)	170.71	155.33	140.41	125.11	110.11	95.54	80.09	64.12	48.31	32.54	16.76	3:25.30	
		Speed (m/s)	13.00	13.40	13.07	13.33	13.73	12.94	12.52	12.65	12.68	12.67	11.93	12.66	
		Stride length (m)	5.66	5.80	5.68	5.78	5.90	5.72	5.47	5.51	5.38	5.39	5.35	5.51	
		Stride duration (s)	0.435	0.433	0.435	0.434	0.430	0.442	0.437	0.436	0.425	0.426	0.448	0.435	
		Stride efficiency (%)	50.00	52.56	50.42	52.28	54.38	51.15	46.81	47.50	45.31	45.47	44.67	47.46	
		Stride count	35.36	34.49	35.21	34.58	33.90	34.96	36.54	36.28	37.14	37.08	37.41	471.76	

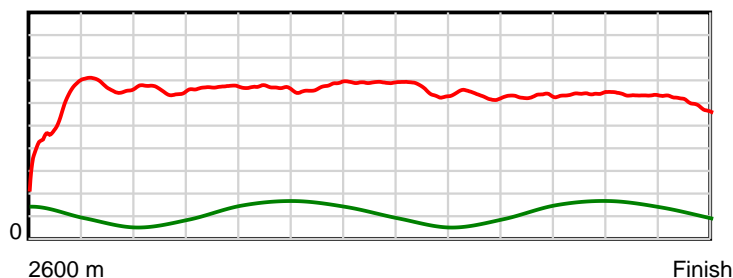
10 m Stride length



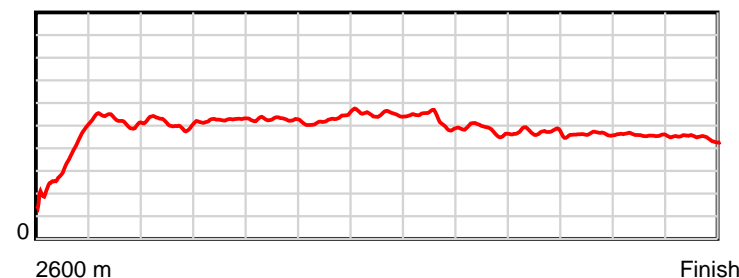
0.6 s Stride duration



20 m/sec Speed



100 % Stride efficiency



Note: Horizontal distance axis grid lines are 200m furlongs.

Disclaimer.

HRNZ and NZMTC and Thoroughbred Ratings Pty Ltd accepts no responsibility for the completeness or accuracy of any of the information contained herein, and makes no representations about its suitability for any particular purpose. Users should make their own judgements about those matters and/or seek independent advice. You assume all risks associated with use of the data provided on this page.



Race Results



July 04, 2025, Race 2, GALLAGHER INSURANCE TROT, Distance 2600m, Addington - Survey 3200m

Result	TAB no.	Horse (Barrier)	2600 to	2400m to
8th	1	Whats Wanted (2)	2400m	2200m
		Position in running (margin)	-	1(0.0)
		Sectional time (s)	15.64	14.68
		Cumulative time (s)	205.87	190.23
		Speed (m/s)	12.79	13.62
		Stride length (m)	5.61	5.81
		Stride duration (s)	0.436	0.427
		Stride efficiency (%)	49.13	52.77
		Stride count	35.67	34.42

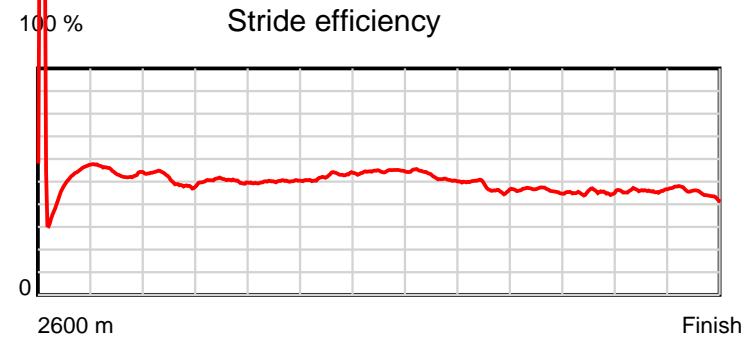
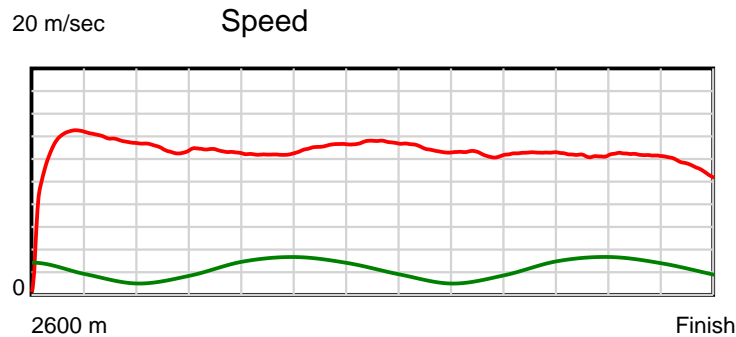
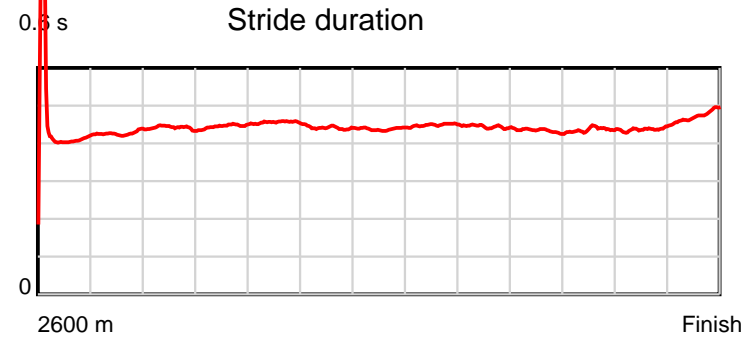
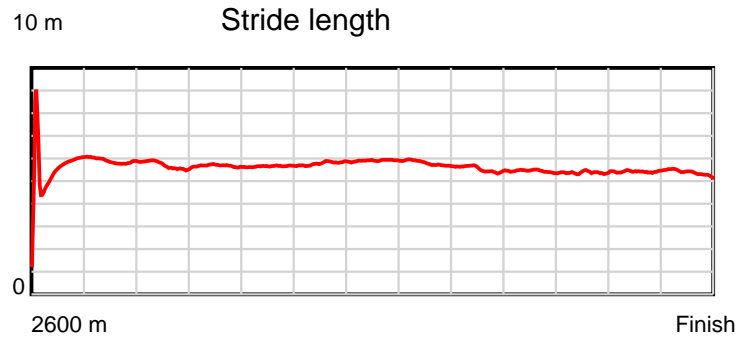
Disclaimer.

HRNZ and NZMTC and Thoroughbred Ratings Pty Ltd accepts no responsibility for the completeness or accuracy of any of the information contained herein, and makes no representations about its suitability for any particular purpose. Users should make their own judgements about those matters and/or seek independent advice. You assume all risks associated with use of the data provided on this page.

Race Results

July 04, 2025, Race 2, GALLAGHER INSURANCE TROT, Distance 2600m, Addington - Survey 3200m

Result	TAB no.	Horse (Barrier)	2200m to	2000m to	1800m to	1600m to	1400m to	1200m to	1000m to	800m to	600m to	400m to	200m to	Total or	Margin
8th	1	Whats Wanted (2)	2000m	1800m	1600m	1400m	1200m	1000m	800m	600m	400m	200m	WP	Average	
		Position in running (margin)	1(0.0)	1(0.0)	1(0.0)	1(0.0)	1(0.0)	1(0.0)	1(0.0)	1(0.0)	3(2.9)	5(10.0)	7(15.6)		31.10
		Sectional time (s)	15.60	15.67	16.28	15.14	14.82	15.58	16.14	15.90	16.39	16.15	17.88		
		Cumulative time (s)	175.55	159.95	144.28	128.00	112.86	98.04	82.46	66.32	50.42	34.03	17.88	3:25.87	
		Speed (m/s)	12.82	12.76	12.29	13.21	13.50	12.84	12.39	12.58	12.20	12.38	11.19	12.63	
		Stride length (m)	5.66	5.69	5.59	5.82	5.91	5.75	5.50	5.45	5.31	5.42	5.32	5.60	
		Stride duration (s)	0.441	0.446	0.455	0.441	0.438	0.448	0.444	0.433	0.436	0.437	0.475	0.443	
		Stride efficiency (%)	50.06	50.56	48.86	52.96	54.63	51.65	47.31	46.35	44.14	45.83	44.21	48.94	
		Stride count	35.34	35.16	35.77	34.36	33.83	34.79	36.35	36.72	37.63	36.93	37.60	464.57	



Note: Horizontal distance axis grid lines are 200m furlongs.

Disclaimer.

HRNZ and NZMTC and Thoroughbred Ratings Pty Ltd accepts no responsibility for the completeness or accuracy of any of the information contained herein, and makes no representations about its suitability for any particular purpose. Users should make their own judgements about those matters and/or seek independent advice. You assume all risks associated with use of the data provided on this page.



Race Results



July 04, 2025, Race 2, GALLAGHER INSURANCE TROT, Distance 2600m, Addington - Survey 3200m

Result	TAB no.	Horse (Barrier)	2600 to	2400m to
9th	9	Sheila Laxon (0)	2400m	2200m
		Position in running (margin)	-	8(18.5)
		Sectional time (s)	18.69	15.33
		Cumulative time (s)	206.10	187.41
		Speed (m/s)	10.70	13.05
		Stride length (m)	5.27	5.70
		Stride duration (s)	0.444	0.437
		Stride efficiency (%)	43.40	50.70
		Stride count	37.95	35.11

Disclaimer.

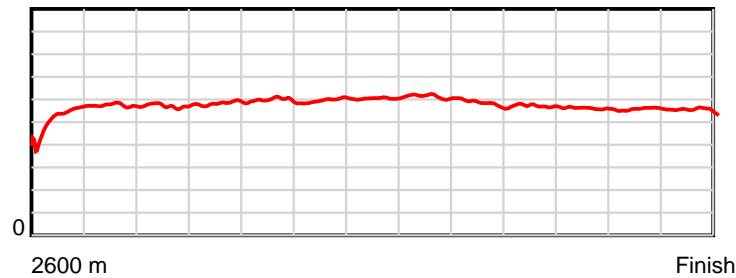
HRNZ and NZMTC and Thoroughbred Ratings Pty Ltd accepts no responsibility for the completeness or accuracy of any of the information contained herein, and makes no representations about its suitability for any particular purpose. Users should make their own judgements about those matters and/or seek independent advice. You assume all risks associated with use of the data provided on this page.

Race Results

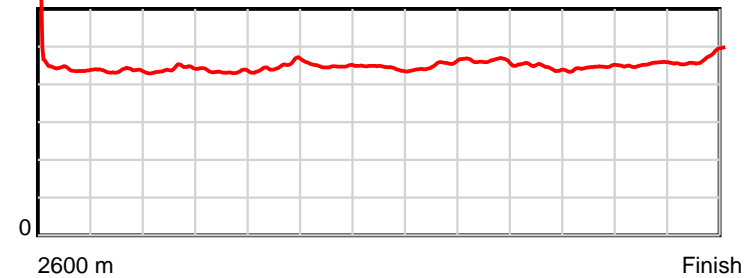
July 04, 2025, Race 2, GALLAGHER INSURANCE TROT, Distance 2600m, Addington - Survey 3200m

Result	TAB no.	Horse (Barrier)	2200m to	2000m to	1800m to	1600m to	1400m to	1200m to	1000m to	800m to	600m to	400m to	200m to	Total or	Margin
9th	9	Sheila Laxon (0)	2000m	1800m	1600m	1400m	1200m	1000m	800m	600m	400m	200m	WP	Average	
		Position in running (margin)	8(22.4)	8(21.1)	8(16.1)	7(10.4)	8(10.8)	8(9.4)	7(6.5)	7(6.6)	7(7.2)	8(13.8)	9(21.4)		32.40
		Sectional time (s)	15.39	14.84	15.33	15.20	14.59	15.10	16.15	15.53	16.32	16.47	17.16		
		Cumulative time (s)	172.08	156.69	141.85	126.52	111.32	96.73	81.63	65.48	49.95	33.63	17.16	3:26.10	
		Speed (m/s)	13.00	13.48	13.05	13.16	13.71	13.25	12.38	12.88	12.25	12.14	11.66	12.62	
		Stride length (m)	5.72	5.86	5.86	5.90	6.09	5.98	5.72	5.74	5.46	5.51	5.51	5.71	
		Stride duration (s)	0.440	0.434	0.449	0.449	0.444	0.451	0.462	0.446	0.446	0.454	0.473	0.452	
		Stride efficiency (%)	51.14	53.60	53.59	54.47	57.93	55.89	51.10	51.46	46.63	47.43	47.40	50.90	
		Stride count	34.96	34.15	34.15	33.88	32.85	33.44	34.98	34.85	36.61	36.30	36.32	455.55	

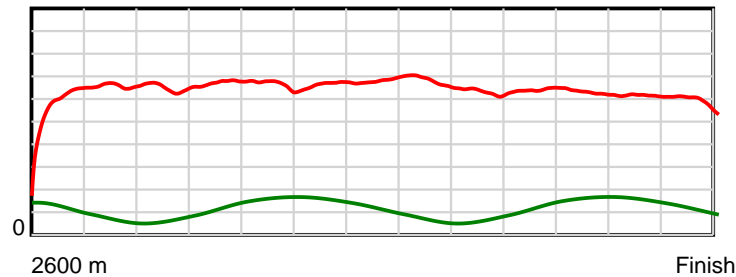
10 m Stride length



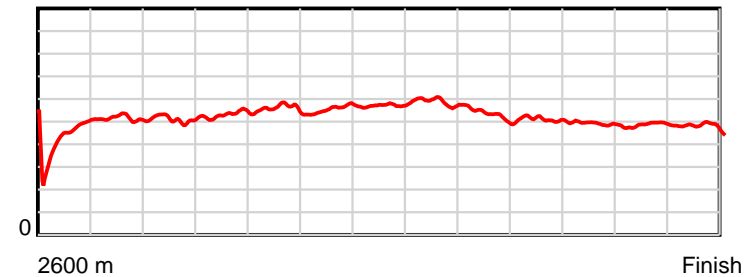
0.6 s Stride duration



20 m/sec Speed



100 % Stride efficiency



Note: Horizontal distance axis grid lines are 200m furlongs.

Disclaimer.

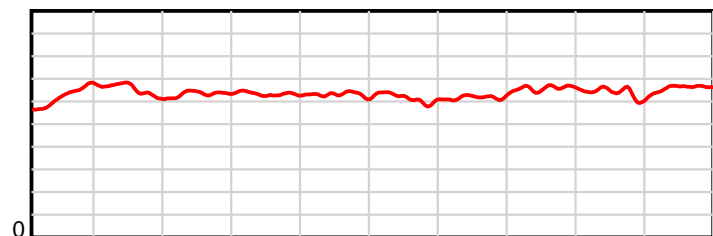
HRNZ and NZMTC and Thoroughbred Ratings Pty Ltd accepts no responsibility for the completeness or accuracy of any of the information contained herein, and makes no representations about its suitability for any particular purpose. Users should make their own judgements about those matters and/or seek independent advice. You assume all risks associated with use of the data provided on this page.

Race Results

July 04, 2025, Race 3, IRT. YOUR HORSE. OUR PASSION. MOBILE PACE, Distance 1980m, Addington - Survey 1980m

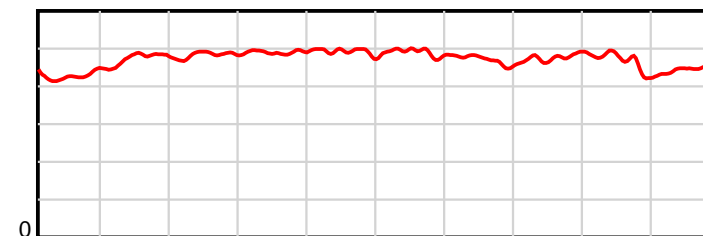
Result	TAB no.	Horse (Barrier)	1980 to	1800m to	1600m to	1400m to	1200m to	1000m to	800m to	600m to	400m to	200m to	Total or	Margin
1st	6	Berrettini (6)	1800m	1600m	1400m	1200m	1000m	800m	600m	400m	200m	WP	Average	
		Position in running (margin)	-	1(0.0)	2(1.9)	2(1.8)	3(1.9)	3(2.0)	4(2.1)	2(2.2)	2(0.8)			0.00
		Sectional time (s)	12.40	14.77	15.17	15.45	15.73	15.97	15.10	14.67	14.55	13.44		
		Cumulative time (s)	147.25	134.85	120.08	104.91	89.46	73.73	57.76	42.66	27.99	13.44	2:27.25	
		Speed (m/s)	14.52	13.54	13.18	12.94	12.71	12.52	13.25	13.63	13.75	14.88	13.45	
		Stride length (m)	6.23	6.42	6.37	6.36	6.25	6.14	6.22	6.51	6.36	6.64	6.35	
		Stride duration (s)	0.428	0.474	0.483	0.491	0.491	0.490	0.469	0.478	0.462	0.446	0.472	
		Stride efficiency (%)	60.73	64.48	63.42	63.21	60.95	58.87	60.40	66.29	63.13	68.97	62.97	
		Stride count	28.87	31.14	31.40	31.45	32.02	32.59	32.17	30.71	31.47	30.10	311.92	

10 m Stride length



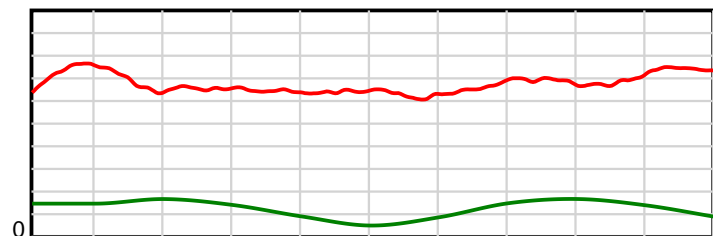
1980 m Finish

0.6 s Stride duration



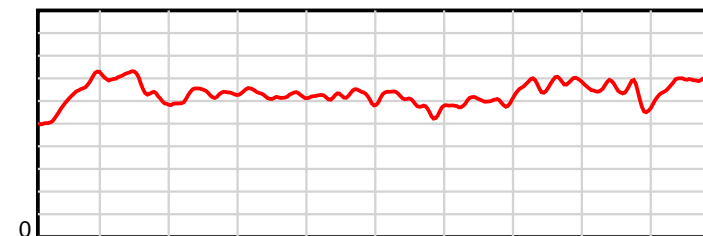
1980 m Finish

20 m/sec Speed



1980 m Finish

100 % Stride efficiency



1980 m Finish

Note: Horizontal distance axis grid lines are 200m furlongs.

Disclaimer.

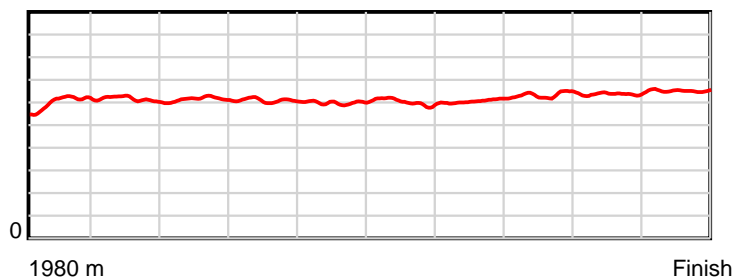
HRNZ and NZMTC and Thoroughbred Ratings Pty Ltd accepts no responsibility for the completeness or accuracy of any of the information contained herein, and makes no representations about its suitability for any particular purpose. Users should make their own judgements about those matters and/or seek independent advice. You assume all risks associated with use of the data provided on this page.

Race Results

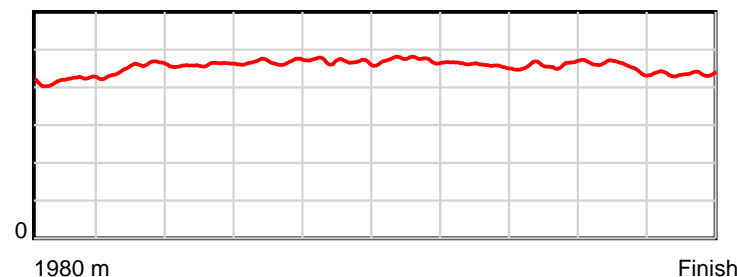
July 04, 2025, Race 3, IRT. YOUR HORSE. OUR PASSION. MOBILE PACE, Distance 1980m, Addington - Survey 1980m

Result	TAB no.	Horse (Barrier)	1980 to	1800m to	1600m to	1400m to	1200m to	1000m to	800m to	600m to	400m to	200m to	Total or	Margin
2nd	1	Riptide (1)	1800m	1600m	1400m	1200m	1000m	800m	600m	400m	200m	WP	Average	
		Position in running (margin)	-	3(1.3)	3(4.8)	3(4.2)	4(3.9)	5(3.6)	5(4.2)	7(4.2)	4(4.3)	3(1.9)		0.40
		Sectional time (s)	12.77	15.04	15.08	15.40	15.68	16.05	15.07	14.67	14.39	13.17		
		Cumulative time (s)	147.32	134.55	119.51	104.43	89.03	73.35	57.30	42.23	27.56	13.17	2:27.32	
		Speed (m/s)	14.10	13.30	13.26	12.99	12.76	12.46	13.27	13.63	13.90	15.19	13.44	
		Stride length (m)	6.00	6.02	6.10	6.07	5.97	5.90	6.08	6.28	6.32	6.62	6.13	
		Stride duration (s)	0.418	0.453	0.460	0.468	0.468	0.473	0.459	0.460	0.454	0.436	0.456	
		Stride efficiency (%)	56.24	56.63	58.15	57.61	55.75	54.35	57.86	61.55	62.38	68.42	58.73	
		Stride count	30.00	33.22	32.79	32.94	33.48	33.91	32.87	31.87	31.65	30.23	322.96	

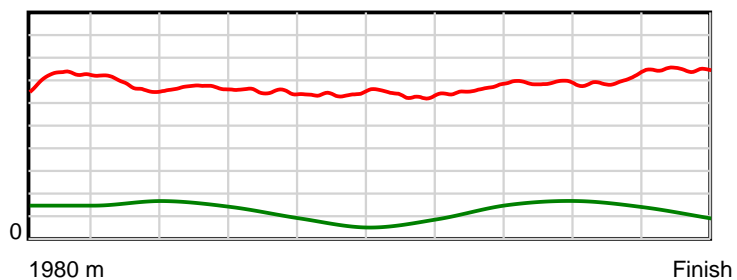
10 m Stride length



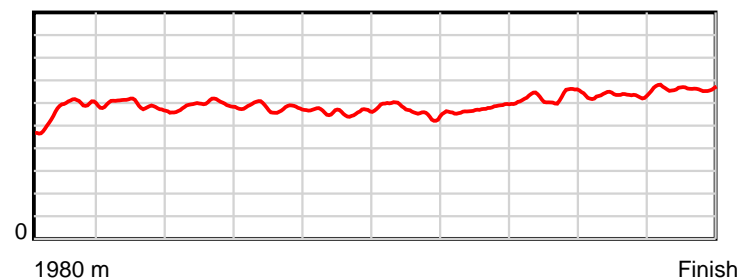
0.6 s Stride duration



20 m/sec Speed



100 % Stride efficiency



Note: Horizontal distance axis grid lines are 200m furlongs.

Disclaimer.

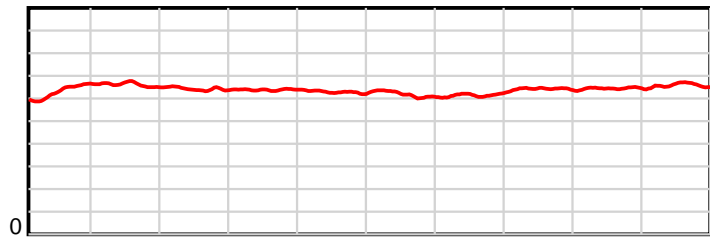
HRNZ and NZMTC and Thoroughbred Ratings Pty Ltd accepts no responsibility for the completeness or accuracy of any of the information contained herein, and makes no representations about its suitability for any particular purpose. Users should make their own judgements about those matters and/or seek independent advice. You assume all risks associated with use of the data provided on this page.

Race Results

July 04, 2025, Race 3, IRT. YOUR HORSE. OUR PASSION. MOBILE PACE, Distance 1980m, Addington - Survey 1980m

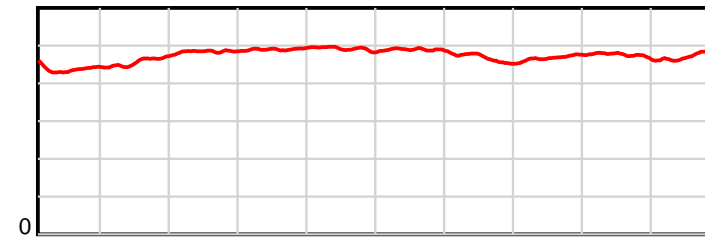
Result	TAB no.	Horse (Barrier)	1980 to	1800m to	1600m to	1400m to	1200m to	1000m to	800m to	600m to	400m to	200m to	Total or	Margin
3rd	8	Kotare Argent (8)	1800m	1600m	1400m	1200m	1000m	800m	600m	400m	200m	WP	Average	
		Position in running (margin)	-	2(1.3)	1(0.0)	1(0.0)	1(0.0)	1(0.0)	1(0.0)	1(0.0)	1(0.0)	1(0.0)		4.60
		Sectional time (s)	12.74	14.23	15.19	15.45	15.73	15.95	15.07	14.65	14.78	14.29		
		Cumulative time (s)	148.08	135.34	121.11	105.92	90.47	74.74	58.79	43.72	29.07	14.29	2:28.08	
		Speed (m/s)	14.13	14.05	13.17	12.94	12.71	12.54	13.27	13.65	13.53	14.00	13.37	
		Stride length (m)	6.29	6.45	6.38	6.36	6.24	6.13	6.17	6.41	6.40	6.66	6.35	
		Stride duration (s)	0.436	0.459	0.485	0.491	0.491	0.489	0.465	0.469	0.473	0.476	0.475	
		Stride efficiency (%)	61.79	64.94	63.70	63.15	60.89	58.71	59.57	64.13	64.09	69.36	62.95	
		Stride count	28.63	31.02	31.33	31.46	32.04	32.63	32.39	31.22	31.23	30.02	311.97	

10 m Stride length



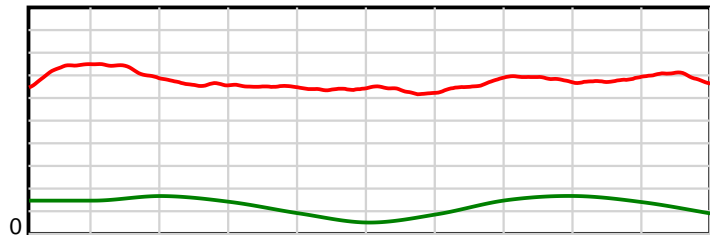
1980 m Finish

0.6 s Stride duration



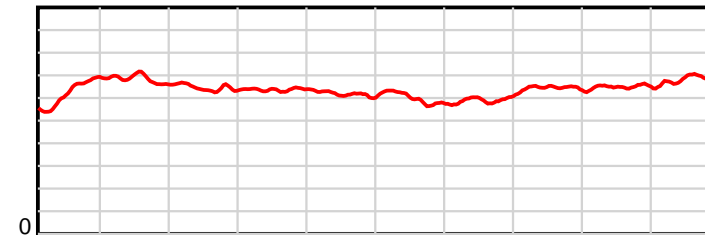
1980 m Finish

20 m/sec Speed



1980 m Finish

100 % Stride efficiency



1980 m Finish

Note: Horizontal distance axis grid lines are 200m furlongs.

Disclaimer.

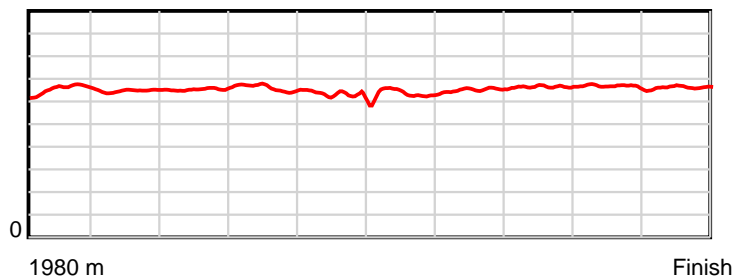
HRNZ and NZMTC and Thoroughbred Ratings Pty Ltd accepts no responsibility for the completeness or accuracy of any of the information contained herein, and makes no representations about its suitability for any particular purpose. Users should make their own judgements about those matters and/or seek independent advice. You assume all risks associated with use of the data provided on this page.

Race Results

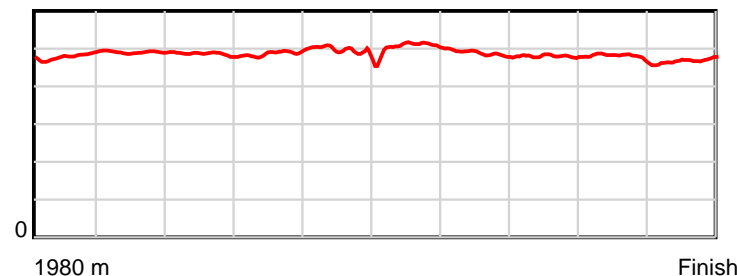
July 04, 2025, Race 3, IRT. YOUR HORSE. OUR PASSION. MOBILE PACE, Distance 1980m, Addington - Survey 1980m

Result	TAB no.	Horse (Barrier)	1980 to	1800m to	1600m to	1400m to	1200m to	1000m to	800m to	600m to	400m to	200m to	Total or	Margin
4th	5	Didjamakeanimp... (5)	1800m	1600m	1400m	1200m	1000m	800m	600m	400m	200m	WP	Average	
		Position in running (margin)	-	8(6.1)	8(13.4)	8(11.5)	8(7.9)	9(8.2)	9(8.7)	8(7.7)	8(7.6)	5(5.3)		7.70
		Sectional time (s)	13.35	15.67	14.88	14.83	15.79	16.03	14.91	14.62	14.40	14.15		
		Cumulative time (s)	148.63	135.28	119.61	104.73	89.90	74.11	58.08	43.17	28.55	14.15	2:28.63	
		Speed (m/s)	13.48	12.76	13.44	13.49	12.67	12.48	13.41	13.68	13.89	14.13	13.32	
		Stride length (m)	6.47	6.26	6.52	6.59	6.19	6.34	6.52	6.55	6.63	6.64	6.47	
		Stride duration (s)	0.479	0.490	0.485	0.488	0.489	0.508	0.486	0.479	0.477	0.470	0.486	
		Stride efficiency (%)	65.51	61.26	66.48	67.78	59.87	62.85	66.49	67.11	68.64	68.90	65.38	
		Stride count	27.80	31.94	30.66	30.37	32.31	31.54	30.66	30.52	30.18	30.12	306.10	

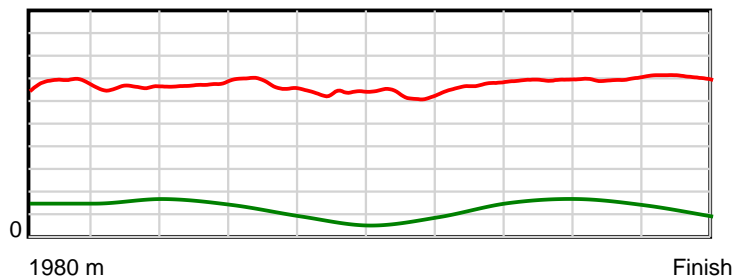
10 m Stride length



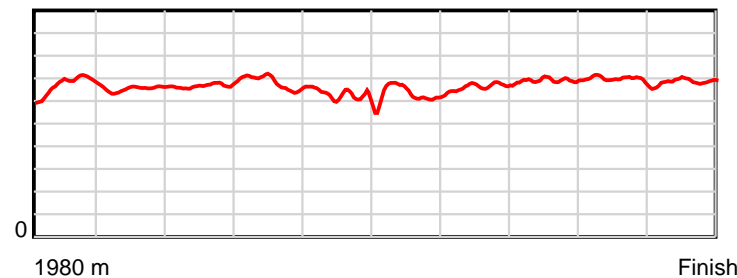
0.6 s Stride duration



20 m/sec Speed



100 % Stride efficiency



Note: Horizontal distance axis grid lines are 200m furlongs.

Disclaimer.

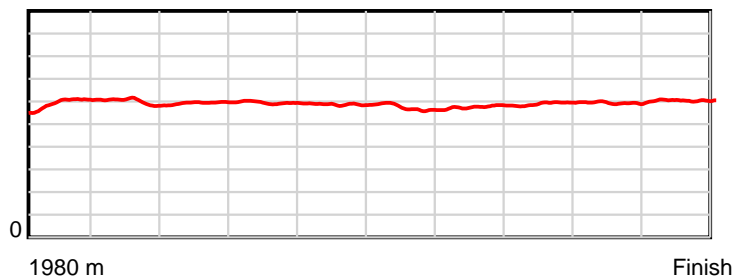
HRNZ and NZMTC and Thoroughbred Ratings Pty Ltd accepts no responsibility for the completeness or accuracy of any of the information contained herein, and makes no representations about its suitability for any particular purpose. Users should make their own judgements about those matters and/or seek independent advice. You assume all risks associated with use of the data provided on this page.

Race Results

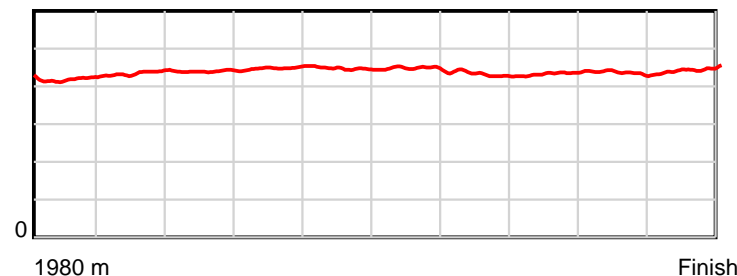
July 04, 2025, Race 3, IRT. YOUR HORSE. OUR PASSION. MOBILE PACE, Distance 1980m, Addington - Survey 1980m

Result	TAB no.	Horse (Barrier)	1980 to	1800m to	1600m to	1400m to	1200m to	1000m to	800m to	600m to	400m to	200m to	Total or	Margin
5th	3	Blackjack (3)	1800m	1600m	1400m	1200m	1000m	800m	600m	400m	200m	WP	Average	
		Position in running (margin)	-	4(2.4)	4(5.3)	4(4.8)	3(2.7)	2(1.6)	2(1.4)	2(0.9)	3(2.5)	4(3.2)		9.20
		Sectional time (s)	12.94	14.93	15.10	15.10	15.54	15.93	14.98	14.93	14.90	14.55		
		Cumulative time (s)	148.90	135.96	121.03	105.93	90.83	75.29	59.36	44.38	29.45	14.55	2:28.90	
		Speed (m/s)	13.91	13.40	13.25	13.25	12.87	12.55	13.35	13.40	13.42	13.75	13.30	
		Stride length (m)	5.88	5.83	5.82	5.94	5.76	5.61	5.78	5.82	5.85	6.12	5.84	
		Stride duration (s)	0.418	0.435	0.440	0.449	0.447	0.447	0.433	0.434	0.436	0.445	0.439	
		Stride efficiency (%)	54.08	53.06	52.95	55.17	51.76	49.26	52.19	52.87	53.44	58.53	53.25	
		Stride count	30.60	34.32	34.36	33.66	34.75	35.62	34.61	34.38	34.20	32.68	339.18	

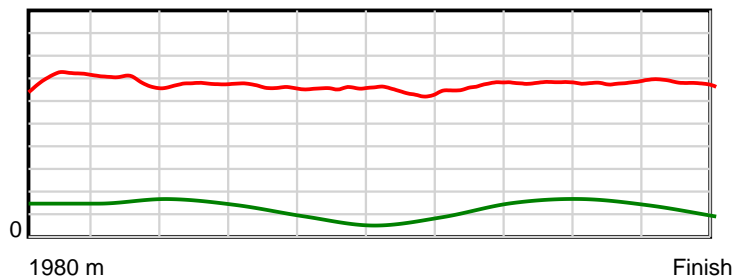
10 m Stride length



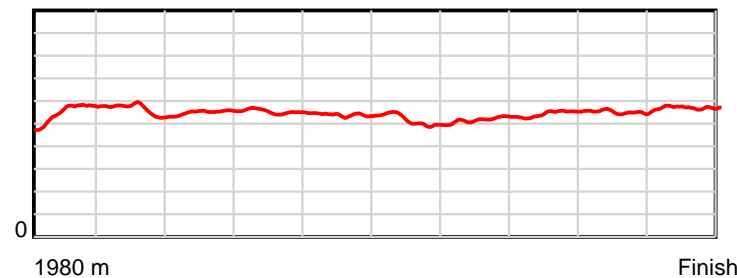
0.6 s Stride duration



20 m/sec Speed



100 % Stride efficiency



Note: Horizontal distance axis grid lines are 200m furlongs.

Disclaimer.

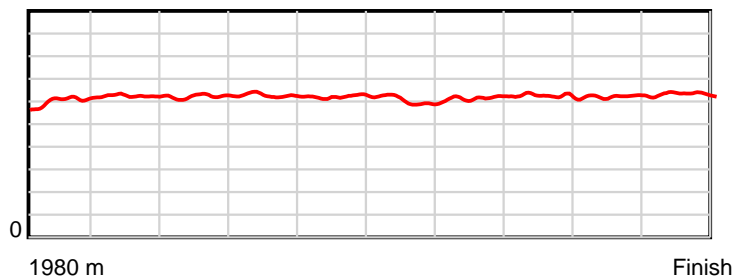
HRNZ and NZMTC and Thoroughbred Ratings Pty Ltd accepts no responsibility for the completeness or accuracy of any of the information contained herein, and makes no representations about its suitability for any particular purpose. Users should make their own judgements about those matters and/or seek independent advice. You assume all risks associated with use of the data provided on this page.

Race Results

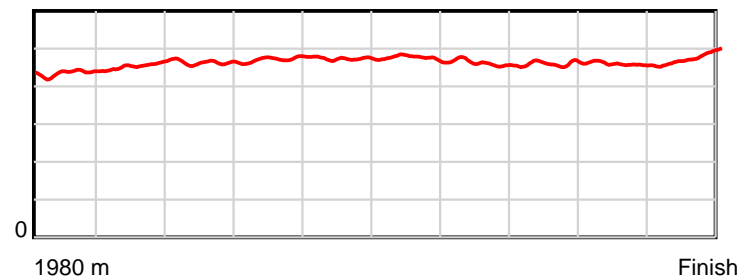
July 04, 2025, Race 3, IRT. YOUR HORSE. OUR PASSION. MOBILE PACE, Distance 1980m, Addington - Survey 1980m

Result	TAB no.	Horse (Barrier)	1980 to	1800m to	1600m to	1400m to	1200m to	1000m to	800m to	600m to	400m to	200m to	Total or	Margin
6th	2	Jack's Eyre (2)	1800m	1600m	1400m	1200m	1000m	800m	600m	400m	200m	WP	Average	
		Position in running (margin)	-	6(4.3)	6(7.1)	6(6.7)	5(4.6)	4(3.3)	4(3.5)	5(2.8)	6(4.8)	6(5.5)		13.80
		Sectional time (s)	13.18	14.91	15.13	15.10	15.51	15.99	14.95	14.99	14.90	15.07		
		Cumulative time (s)	149.73	136.55	121.64	106.51	91.41	75.90	59.91	44.96	29.97	15.07	2:29.73	
		Speed (m/s)	13.66	13.41	13.22	13.25	12.89	12.51	13.38	13.34	13.42	13.27	13.22	
		Stride length (m)	6.01	6.10	6.13	6.25	6.10	5.94	6.18	6.14	6.16	6.35	6.13	
		Stride duration (s)	0.435	0.454	0.463	0.472	0.473	0.475	0.462	0.460	0.459	0.478	0.464	
		Stride efficiency (%)	56.42	58.06	58.64	61.14	58.15	55.17	59.60	58.96	59.24	63.00	58.81	
		Stride count	29.96	32.81	32.65	31.98	32.78	33.66	32.38	32.56	32.48	31.50	322.76	

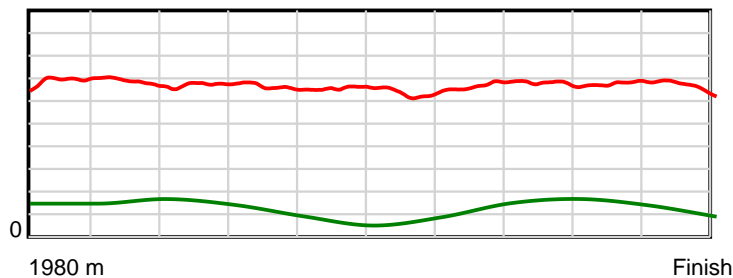
10 m Stride length



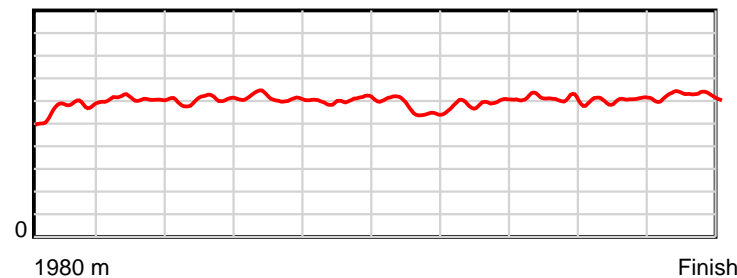
0.6 s Stride duration



20 m/sec Speed



100 % Stride efficiency



Note: Horizontal distance axis grid lines are 200m furlongs.

Disclaimer.

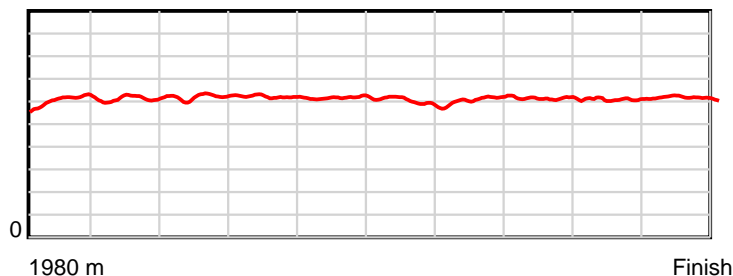
HRNZ and NZMTC and Thoroughbred Ratings Pty Ltd accepts no responsibility for the completeness or accuracy of any of the information contained herein, and makes no representations about its suitability for any particular purpose. Users should make their own judgements about those matters and/or seek independent advice. You assume all risks associated with use of the data provided on this page.

Race Results

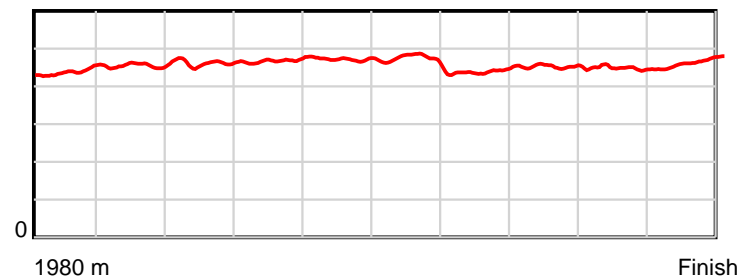
July 04, 2025, Race 3, IRT. YOUR HORSE. OUR PASSION. MOBILE PACE, Distance 1980m, Addington - Survey 1980m

Result	TAB no.	Horse (Barrier)	1980 to	1800m to	1600m to	1400m to	1200m to	1000m to	800m to	600m to	400m to	200m to	Total or	Margin
7th	4	Here Comes Mar... (4)	1800m	1600m	1400m	1200m	1000m	800m	600m	400m	200m	WP	Average	
		Position in running (margin)	-	7(5.0)	7(9.3)	7(9.0)	7(6.5)	6(5.5)	6(5.4)	3(1.6)	5(4.7)	7(6.1)		14.00
		Sectional time (s)	13.25	15.16	15.14	15.03	15.57	15.94	14.43	15.17	15.01	15.07		
		Cumulative time (s)	149.77	136.52	121.36	106.22	91.19	75.62	59.68	45.25	30.08	15.07	2:29.77	
		Speed (m/s)	13.59	13.19	13.21	13.31	12.85	12.55	13.86	13.18	13.32	13.27	13.22	
		Stride length (m)	6.00	6.00	6.11	6.23	6.06	5.90	6.11	5.95	5.97	6.18	6.05	
		Stride duration (s)	0.439	0.455	0.462	0.468	0.472	0.470	0.441	0.451	0.448	0.466	0.457	
		Stride efficiency (%)	56.20	56.21	58.29	60.61	57.31	54.31	58.37	55.23	55.61	59.62	57.14	
		Stride count	30.01	33.35	32.75	32.11	33.02	33.93	32.72	33.64	33.53	32.38	327.44	

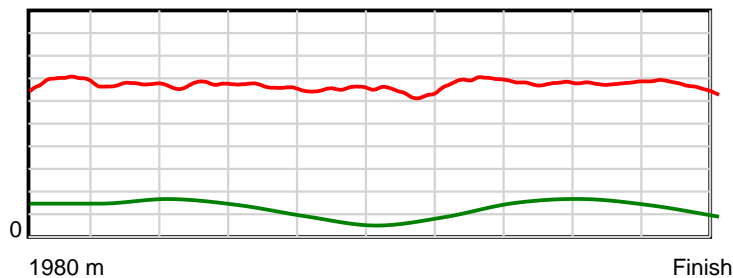
10 m Stride length



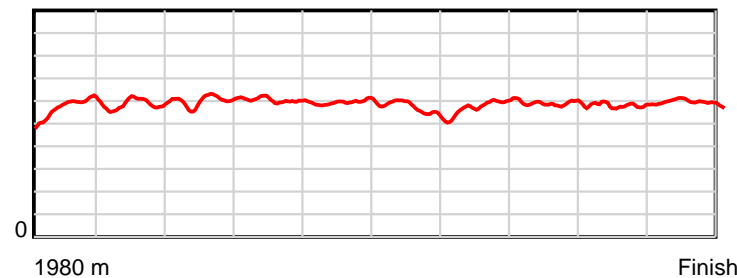
0.6 s Stride duration



20 m/sec Speed



100 % Stride efficiency



Note: Horizontal distance axis grid lines are 200m furlongs.

Disclaimer.

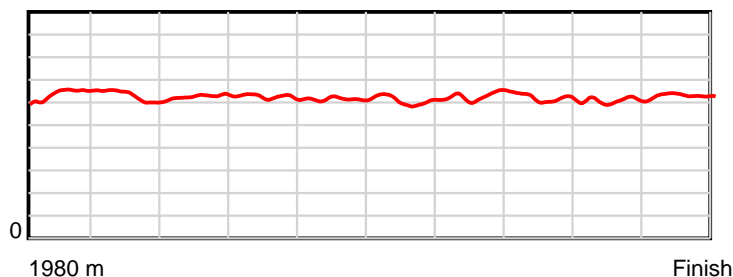
HRNZ and NZMTC and Thoroughbred Ratings Pty Ltd accepts no responsibility for the completeness or accuracy of any of the information contained herein, and makes no representations about its suitability for any particular purpose. Users should make their own judgements about those matters and/or seek independent advice. You assume all risks associated with use of the data provided on this page.

Race Results

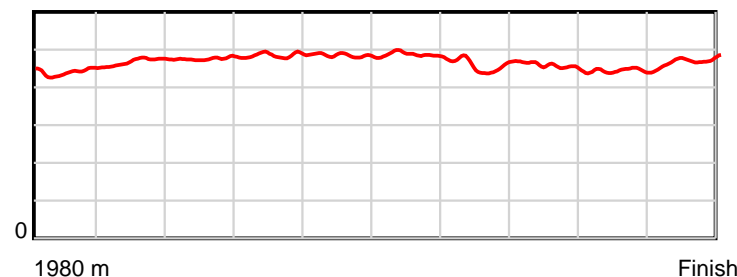
July 04, 2025, Race 3, IRT. YOUR HORSE. OUR PASSION. MOBILE PACE, Distance 1980m, Addington - Survey 1980m

Result	TAB no.	Horse (Barrier)	1980 to	1800m to	1600m to	1400m to	1200m to	1000m to	800m to	600m to	400m to	200m to	Total or	Margin
8th	10	Star On The Ro... (9)	1800m	1600m	1400m	1200m	1000m	800m	600m	400m	200m	WP	Average	
		Position in running (margin)	-	5(2.7)	5(6.0)	5(6.2)	6(5.8)	7(6.2)	7(5.9)	6(2.9)	7(7.0)	9(8.2)		15.10
		Sectional time (s)	12.80	15.01	15.22	15.39	15.78	15.91	14.58	15.32	14.98	14.98		
		Cumulative time (s)	149.97	137.17	122.16	106.94	91.55	75.77	59.86	45.28	29.96	14.98	2:29.97	
		Speed (m/s)	14.06	13.32	13.14	13.00	12.67	12.57	13.72	13.05	13.35	13.35	13.20	
		Stride length (m)	6.36	6.25	6.26	6.31	6.14	6.12	6.29	5.95	5.94	6.29	6.19	
		Stride duration (s)	0.440	0.469	0.476	0.485	0.484	0.487	0.459	0.456	0.445	0.471	0.469	
		Stride efficiency (%)	63.26	61.04	61.17	62.14	58.93	58.58	61.87	55.38	55.07	61.90	59.80	
		Stride count	28.29	32.00	31.97	31.72	32.57	32.67	31.78	33.60	33.69	31.78	320.07	

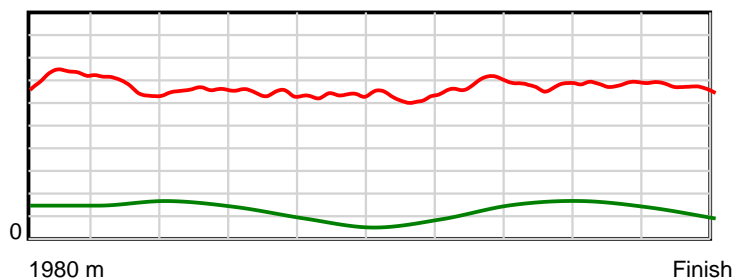
10 m Stride length



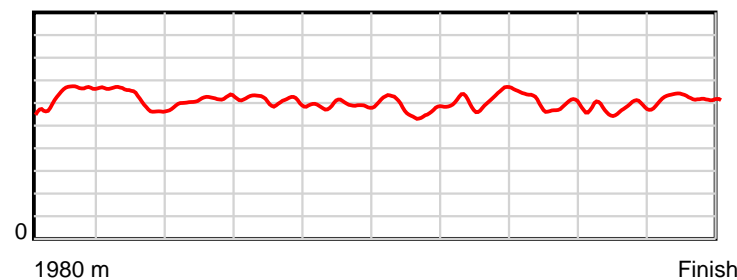
0.6 s Stride duration



20 m/sec Speed



100 % Stride efficiency



Note: Horizontal distance axis grid lines are 200m furlongs.

Disclaimer.

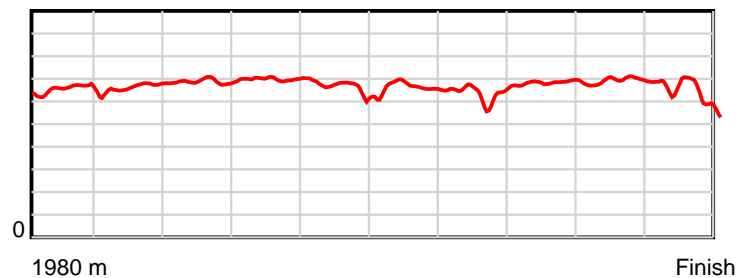
HRNZ and NZMTC and Thoroughbred Ratings Pty Ltd accepts no responsibility for the completeness or accuracy of any of the information contained herein, and makes no representations about its suitability for any particular purpose. Users should make their own judgements about those matters and/or seek independent advice. You assume all risks associated with use of the data provided on this page.

Race Results

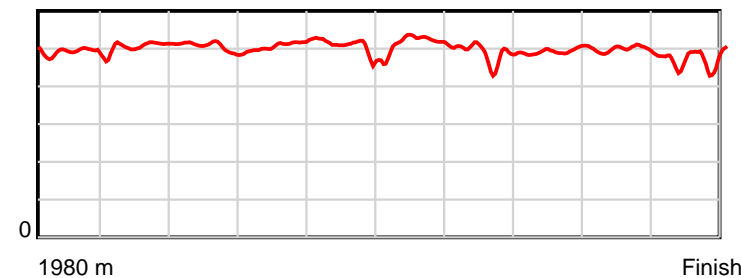
July 04, 2025, Race 3, IRT. YOUR HORSE. OUR PASSION. MOBILE PACE, Distance 1980m, Addington - Survey 1980m

Result	TAB no.	Horse (Barrier)	1980 to	1800m to	1600m to	1400m to	1200m to	1000m to	800m to	600m to	400m to	200m to	Total or	Margin
9th	7	Connie Golight... (7)	1800m	1600m	1400m	1200m	1000m	800m	600m	400m	200m	WP	Average	
		Position in running (margin)	-	9(8.2)	9(14.9)	9(13.3)	9(8.0)	8(7.5)	8(7.6)	9(8.8)	9(9.5)	8(7.1)		15.90
		Sectional time (s)	13.81	15.58	14.91	14.57	15.65	15.97	15.27	14.77	14.39	15.18		
		Cumulative time (s)	150.10	136.29	120.71	105.80	91.23	75.58	59.61	44.34	29.57	15.18	2:30.10	
		Speed (m/s)	13.04	12.84	13.41	13.73	12.78	12.52	13.10	13.54	13.90	13.18	13.19	
		Stride length (m)	6.38	6.52	6.76	6.99	6.28	6.51	6.38	6.69	6.88	6.20	6.55	
		Stride duration (s)	0.485	0.508	0.504	0.509	0.491	0.520	0.487	0.494	0.495	0.471	0.497	
		Stride efficiency (%)	63.57	66.44	71.45	76.43	61.68	66.23	63.55	69.94	73.90	60.10	67.08	
		Stride count	28.22	30.67	29.58	28.60	31.84	30.72	31.36	29.89	29.08	32.25	302.21	

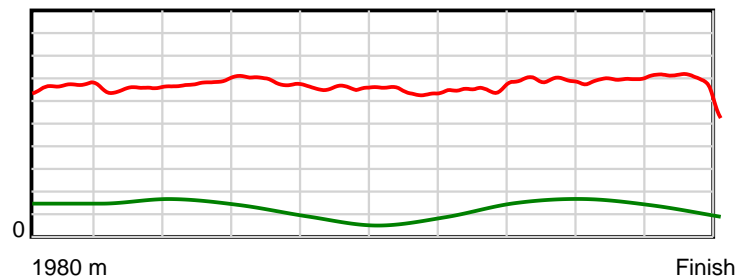
10 m Stride length



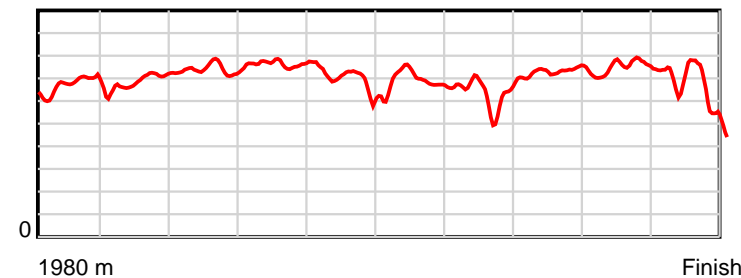
0.6 s Stride duration



20 m/sec Speed



100 % Stride efficiency



Note: Horizontal distance axis grid lines are 200m furlongs.

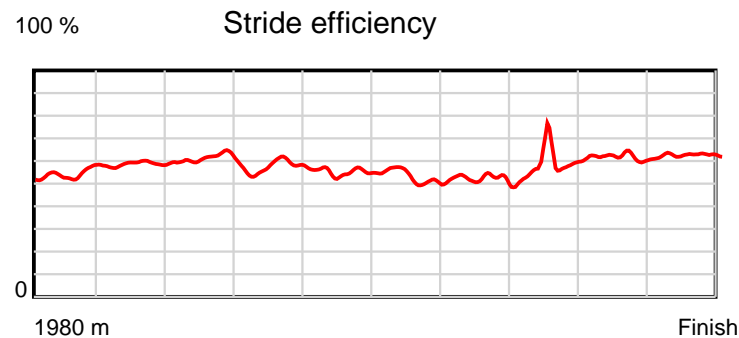
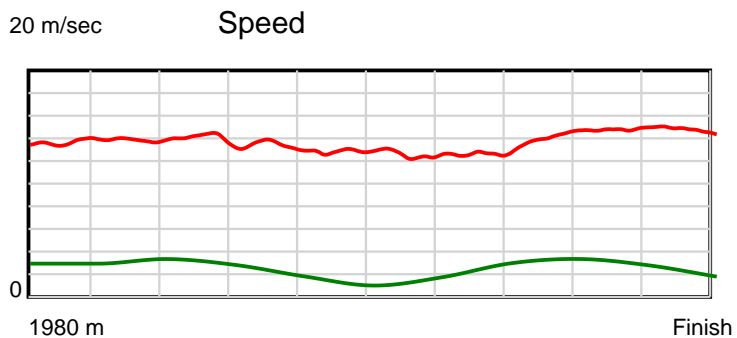
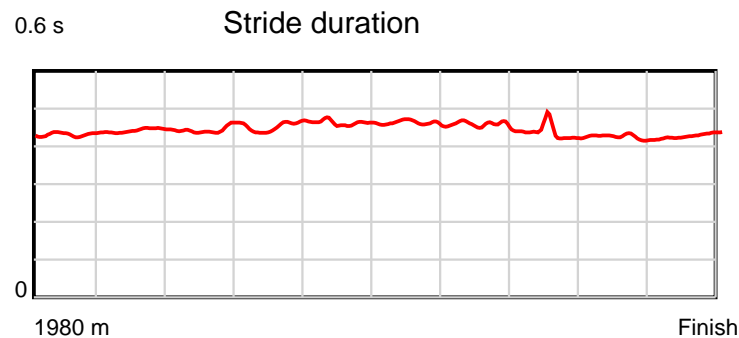
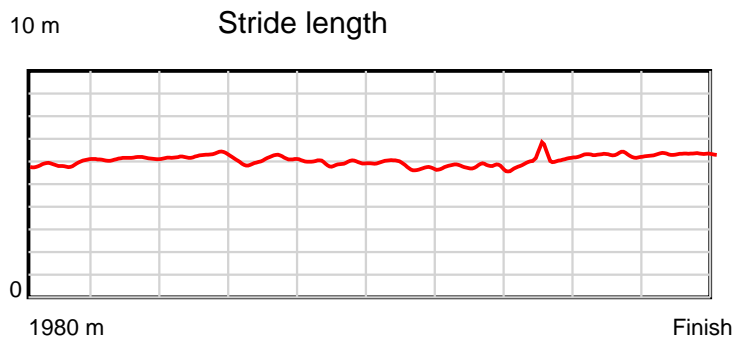
Disclaimer.

HRNZ and NZMTC and Thoroughbred Ratings Pty Ltd accepts no responsibility for the completeness or accuracy of any of the information contained herein, and makes no representations about its suitability for any particular purpose. Users should make their own judgements about those matters and/or seek independent advice. You assume all risks associated with use of the data provided on this page.

Race Results

July 04, 2025, Race 4, THE PENINSULAR BEACHFRONT RESORT MOOLOOLABA MOB PACE, Distance 1980m, Addington - Survey 1980m

Result	TAB no.	Horse (Barrier)	1980 to	1800m to	1600m to	1400m to	1200m to	1000m to	800m to	600m to	400m to	200m to	Total or	Margin
1st	8	Bettor Than Li... (8)	1800m	1600m	1400m	1200m	1000m	800m	600m	400m	200m	WP	Average	
		Position in running (margin)	-	8(7.7)	8(9.5)	8(9.4)	7(7.5)	7(7.1)	7(7.1)	7(6.3)	3(2.3)	2(0.9)		0.00
		Sectional time (s)	13.58	14.63	14.52	14.98	15.87	16.16	15.86	14.46	13.80	13.59		
		Cumulative time (s)	147.45	133.87	119.24	104.72	89.74	73.87	57.71	41.85	27.39	13.59	2:27.45	
		Speed (m/s)	13.25	13.67	13.77	13.35	12.60	12.38	12.61	13.83	14.49	14.72	13.43	
		Stride length (m)	5.82	6.05	6.13	6.05	5.83	5.72	5.77	6.00	6.15	6.33	5.98	
		Stride duration (s)	0.432	0.442	0.445	0.453	0.462	0.462	0.457	0.434	0.424	0.430	0.445	
		Stride efficiency (%)	53.00	57.18	58.68	57.13	53.05	51.09	51.97	56.18	59.14	62.53	55.86	
		Stride count	30.91	33.06	32.64	33.08	34.33	34.98	34.68	33.35	32.51	31.62	331.16	



Note: Horizontal distance axis grid lines are 200m furlongs.

Disclaimer.

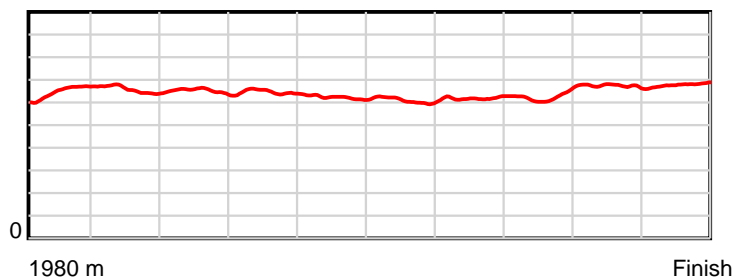
HRNZ and NZMTC and Thoroughbred Ratings Pty Ltd accepts no responsibility for the completeness or accuracy of any of the information contained herein, and makes no representations about its suitability for any particular purpose. Users should make their own judgements about those matters and/or seek independent advice. You assume all risks associated with use of the data provided on this page.

Race Results

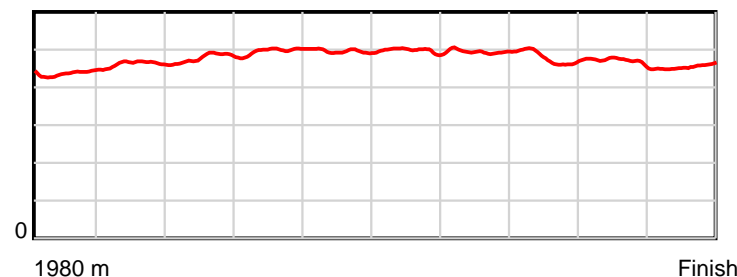
July 04, 2025, Race 4, THE PENINSULAR BEACHFRONT RESORT MOOLOOLABA MOB PACE, Distance 1980m, Addington - Survey 1980m

Result	TAB no.	Horse (Barrier)	1980 to	1800m to	1600m to	1400m to	1200m to	1000m to	800m to	600m to	400m to	200m to	Total or	Margin
2nd	6	Arden Seascape (6)	1800m	1600m	1400m	1200m	1000m	800m	600m	400m	200m	WP	Average	
		Position in running (margin)	-	1(0.0)	1(0.0)	2(2.3)	2(2.4)	2(1.7)	2(2.1)	2(2.2)	4(2.4)	4(2.4)		0.20
		Sectional time (s)	12.29	14.33	14.93	15.32	15.81	16.22	16.02	15.17	14.03	13.37		
		Cumulative time (s)	147.49	135.20	120.87	105.94	90.62	74.81	58.59	42.57	27.40	13.37	2:27.49	
		Speed (m/s)	14.65	13.96	13.40	13.05	12.65	12.33	12.48	13.18	14.26	14.96	13.42	
		Stride length (m)	6.45	6.45	6.41	6.50	6.27	6.13	6.18	6.30	6.68	6.80	6.41	
		Stride duration (s)	0.437	0.462	0.479	0.498	0.495	0.498	0.495	0.478	0.469	0.455	0.478	
		Stride efficiency (%)	65.08	65.05	64.29	66.00	61.43	58.80	59.64	62.08	69.80	72.34	64.26	
		Stride count	27.89	31.00	31.18	30.77	31.90	32.60	32.37	31.73	29.93	29.40	308.77	

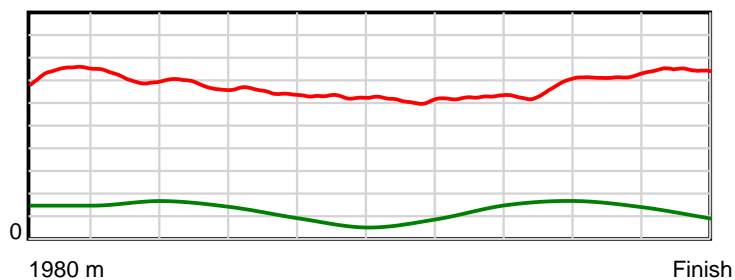
10 m Stride length



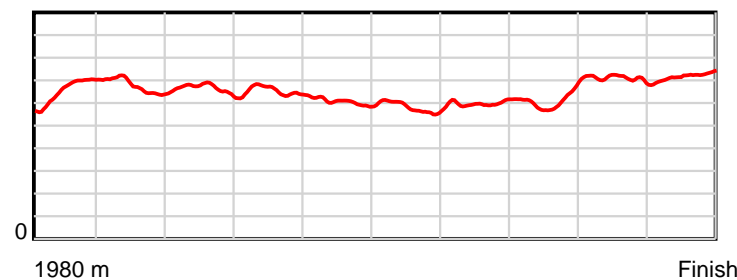
0.6 s Stride duration



20 m/sec Speed



100 % Stride efficiency



Note: Horizontal distance axis grid lines are 200m furlongs.

Disclaimer.

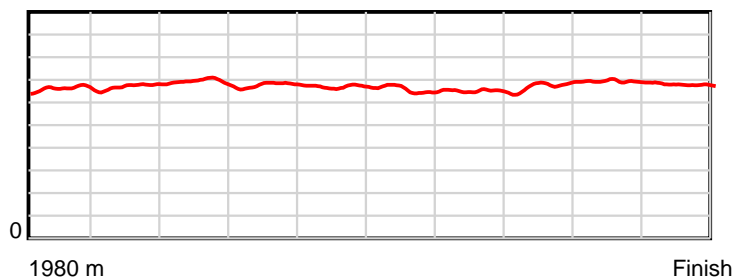
HRNZ and NZMTC and Thoroughbred Ratings Pty Ltd accepts no responsibility for the completeness or accuracy of any of the information contained herein, and makes no representations about its suitability for any particular purpose. Users should make their own judgements about those matters and/or seek independent advice. You assume all risks associated with use of the data provided on this page.

Race Results

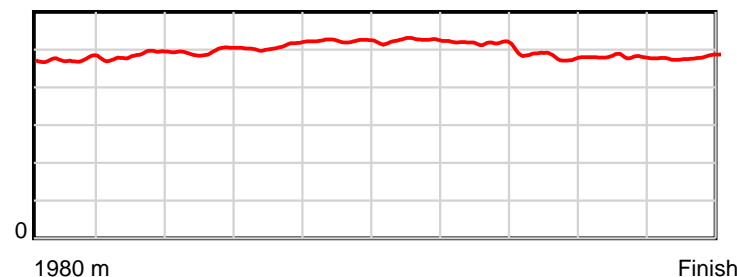
July 04, 2025, Race 4, THE PENINSULAR BEACHFRONT RESORT MOOLOOLABA MOB PACE, Distance 1980m, Addington - Survey 1980m

Result	TAB no.	Horse (Barrier)	1980 to	1800m to	1600m to	1400m to	1200m to	1000m to	800m to	600m to	400m to	200m to	Total or	Margin
3rd	7	Do You Wanna D... (7)	1800m	1600m	1400m	1200m	1000m	800m	600m	400m	200m	WP	Average	
		Position in running (margin)	-	7(5.4)	7(7.5)	6(7.8)	5(5.8)	5(5.4)	5(4.9)	4(4.1)	1(0.0)	1(0.0)		2.40
		Sectional time (s)	13.32	14.69	14.58	14.96	15.86	16.08	15.86	14.46	14.03	14.04		
		Cumulative time (s)	147.88	134.56	119.87	105.29	90.33	74.47	58.39	42.53	28.07	14.04	2:27.88	
		Speed (m/s)	13.51	13.61	13.72	13.37	12.61	12.44	12.61	13.83	14.26	14.25	13.39	
		Stride length (m)	6.54	6.60	6.80	6.80	6.60	6.53	6.50	6.66	6.84	6.83	6.67	
		Stride duration (s)	0.474	0.485	0.496	0.509	0.523	0.525	0.515	0.481	0.480	0.480	0.498	
		Stride efficiency (%)	66.81	68.07	72.34	72.22	67.98	66.58	65.93	69.30	73.22	72.99	69.50	
		Stride count	27.53	30.30	29.39	29.42	30.32	30.64	30.79	30.03	29.22	29.26	296.90	

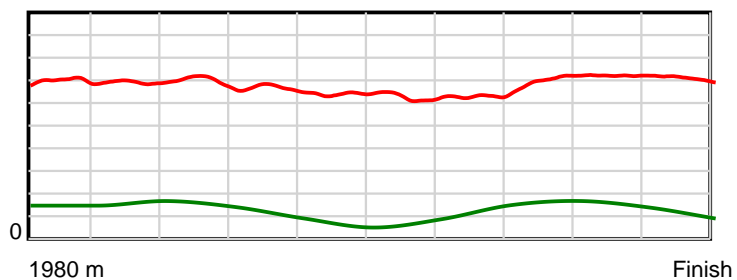
10 m Stride length



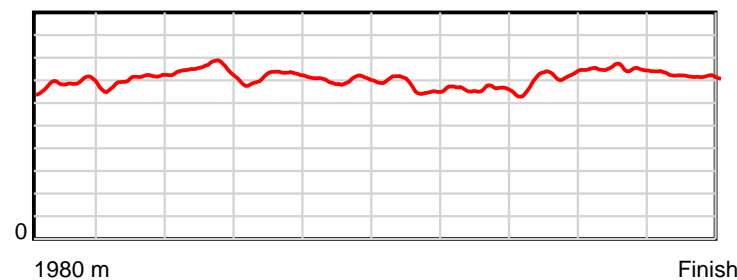
0.6 s Stride duration



20 m/sec Speed



100 % Stride efficiency



Note: Horizontal distance axis grid lines are 200m furlongs.

Disclaimer.

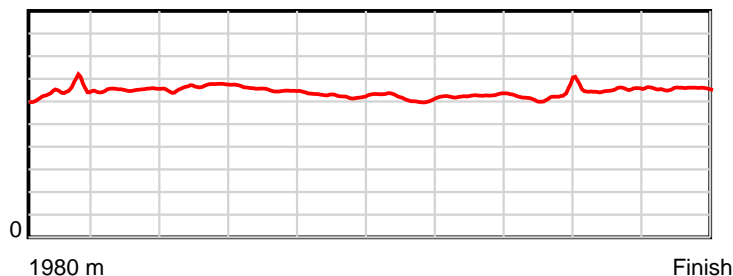
HRNZ and NZMTC and Thoroughbred Ratings Pty Ltd accepts no responsibility for the completeness or accuracy of any of the information contained herein, and makes no representations about its suitability for any particular purpose. Users should make their own judgements about those matters and/or seek independent advice. You assume all risks associated with use of the data provided on this page.

Race Results

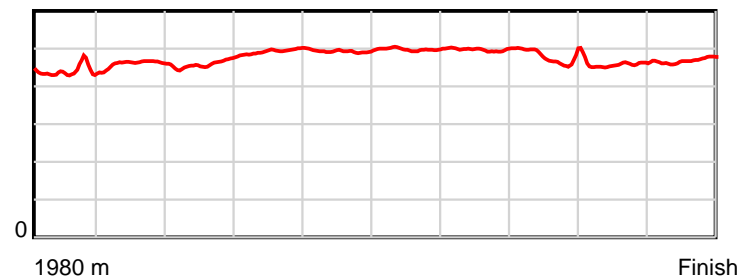
July 04, 2025, Race 4, THE PENINSULAR BEACHFRONT RESORT MOOLOOLABA MOB PACE, Distance 1980m, Addington - Survey 1980m

Result	TAB no.	Horse (Barrier)	1980 to	1800m to	1600m to	1400m to	1200m to	1000m to	800m to	600m to	400m to	200m to	Total or	Margin
4th	5	Keep Smiling (5)	1800m	1600m	1400m	1200m	1000m	800m	600m	400m	200m	WP	Average	
		Position in running (margin)	-	3(1.3)	2(2.1)	1(0.0)	1(0.0)	1(0.0)	1(0.0)	1(0.0)	2(0.8)	3(1.3)		3.90
		Sectional time (s)	12.54	14.47	14.19	15.30	15.92	16.17	15.99	15.27	14.11	14.19		
		Cumulative time (s)	148.15	135.61	121.14	106.95	91.65	75.73	59.56	43.57	28.30	14.19	2:28.15	
		Speed (m/s)	14.35	13.82	14.09	13.07	12.56	12.37	12.51	13.10	14.17	14.09	13.36	
		Stride length (m)	6.36	6.38	6.49	6.46	6.19	6.16	6.22	6.23	6.48	6.61	6.35	
		Stride duration (s)	0.436	0.461	0.460	0.494	0.493	0.498	0.497	0.475	0.457	0.469	0.475	
		Stride efficiency (%)	63.19	63.55	65.72	65.29	59.87	59.25	60.47	60.60	65.62	68.25	63.08	
		Stride count	28.31	31.36	30.84	30.94	32.31	32.48	32.15	32.12	30.86	30.26	311.63	

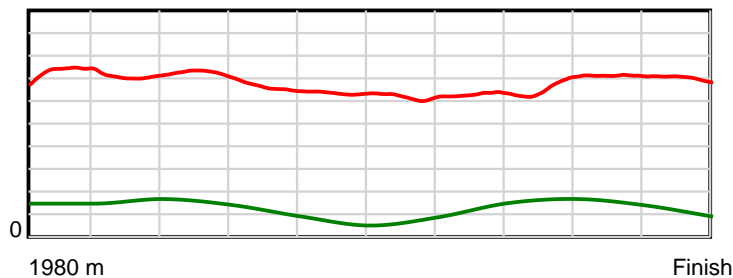
10 m Stride length



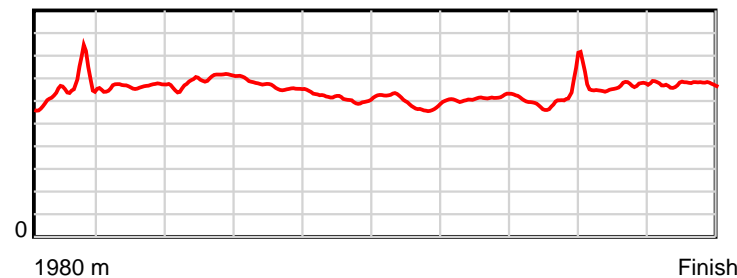
0.6 s Stride duration



20 m/sec Speed



100 % Stride efficiency



Note: Horizontal distance axis grid lines are 200m furlongs.

Disclaimer.

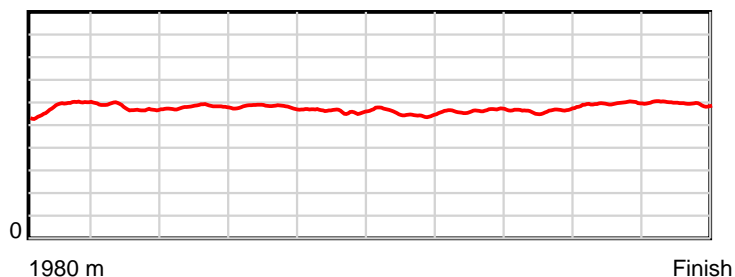
HRNZ and NZMTC and Thoroughbred Ratings Pty Ltd accepts no responsibility for the completeness or accuracy of any of the information contained herein, and makes no representations about its suitability for any particular purpose. Users should make their own judgements about those matters and/or seek independent advice. You assume all risks associated with use of the data provided on this page.

Race Results

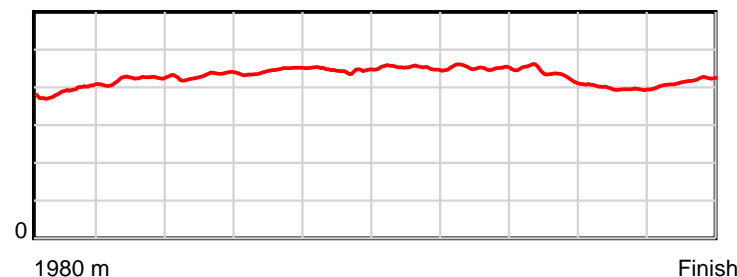
July 04, 2025, Race 4, THE PENINSULAR BEACHFRONT RESORT MOOLOOLABA MOB PACE, Distance 1980m, Addington - Survey 1980m

Result	TAB no.	Horse (Barrier)	1980 to	1800m to	1600m to	1400m to	1200m to	1000m to	800m to	600m to	400m to	200m to	Total or	Margin
5th	4	Better Be Quic... (4)	1800m	1600m	1400m	1200m	1000m	800m	600m	400m	200m	WP	Average	
		Position in running (margin)	-	2(0.1)	3(2.1)	3(4.2)	4(4.2)	4(4.4)	4(4.5)	5(4.3)	5(6.3)	5(3.8)		5.10
		Sectional time (s)	12.28	14.67	14.89	15.29	15.95	16.19	15.96	15.47	13.62	14.05		
		Cumulative time (s)	148.37	136.09	121.42	106.53	91.24	75.29	59.10	43.14	27.67	14.05	2:28.37	
		Speed (m/s)	14.66	13.63	13.43	13.08	12.54	12.35	12.53	12.93	14.68	14.23	13.34	
		Stride length (m)	5.77	5.74	5.79	5.81	5.59	5.59	5.66	5.64	5.84	5.93	5.74	
		Stride duration (s)	0.390	0.421	0.431	0.444	0.446	0.453	0.452	0.436	0.398	0.417	0.430	
		Stride efficiency (%)	52.11	51.54	52.46	52.69	48.82	48.85	50.12	49.70	53.28	55.04	51.40	
		Stride count	31.17	34.83	34.52	34.44	35.78	35.77	35.31	35.46	34.25	33.70	345.23	

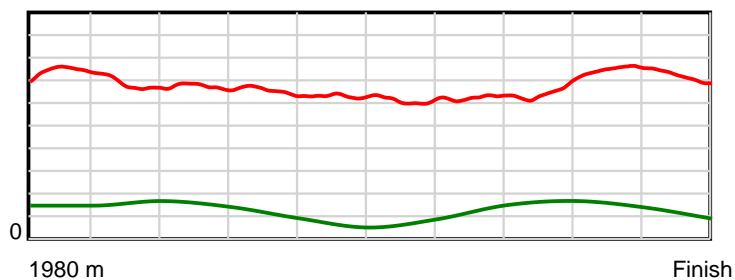
10 m Stride length



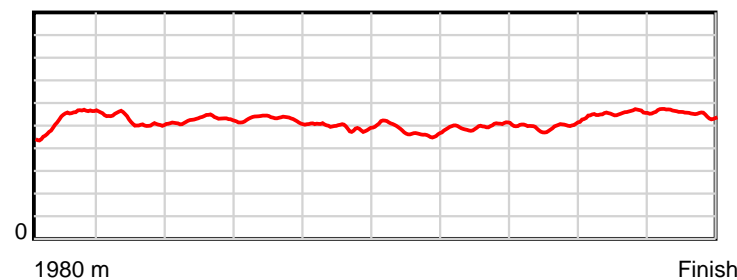
0.6 s Stride duration



20 m/sec Speed



100 % Stride efficiency



Note: Horizontal distance axis grid lines are 200m furlongs.

Disclaimer.

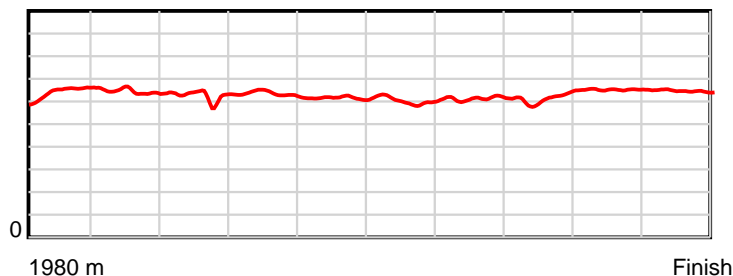
HRNZ and NZMTC and Thoroughbred Ratings Pty Ltd accepts no responsibility for the completeness or accuracy of any of the information contained herein, and makes no representations about its suitability for any particular purpose. Users should make their own judgements about those matters and/or seek independent advice. You assume all risks associated with use of the data provided on this page.

Race Results

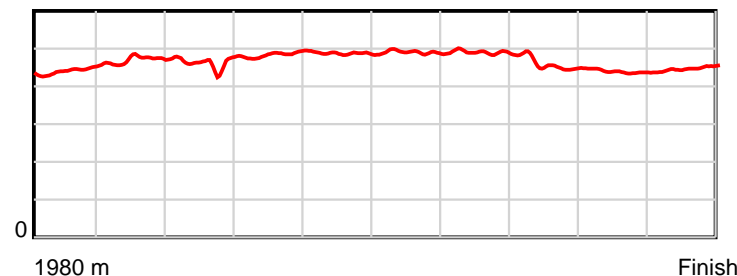
July 04, 2025, Race 4, THE PENINSULAR BEACHFRONT RESORT MOOLOOLABA MOB PACE, Distance 1980m, Addington - Survey 1980m

Result	TAB no.	Horse (Barrier)	1980 to	1800m to	1600m to	1400m to	1200m to	1000m to	800m to	600m to	400m to	200m to	Total or	Margin
6th	1	Heaven's Mark (1)	1800m	1600m	1400m	1200m	1000m	800m	600m	400m	200m	WP	Average	
		Position in running (margin)	-	4(1.7)	4(3.7)	5(6.4)	6(6.2)	6(5.9)	6(6.0)	6(6.1)	6(6.6)	6(5.2)		5.60
		Sectional time (s)	12.53	14.66	14.99	15.26	15.88	16.19	16.01	15.22	13.81	13.91		
		Cumulative time (s)	148.46	135.93	121.27	106.28	91.02	75.14	58.95	42.94	27.72	13.91	2:28.46	
		Speed (m/s)	14.36	13.64	13.34	13.11	12.59	12.35	12.49	13.14	14.48	14.38	13.34	
		Stride length (m)	6.38	6.42	6.17	6.35	6.14	6.06	6.13	6.02	6.36	6.45	6.24	
		Stride duration (s)	0.441	0.471	0.462	0.484	0.487	0.490	0.490	0.458	0.439	0.448	0.468	
		Stride efficiency (%)	63.54	64.42	59.43	62.96	58.87	57.39	58.64	56.70	63.14	65.00	60.88	
		Stride count	28.23	31.15	32.43	31.51	32.58	33.00	32.65	33.20	31.46	31.01	317.22	

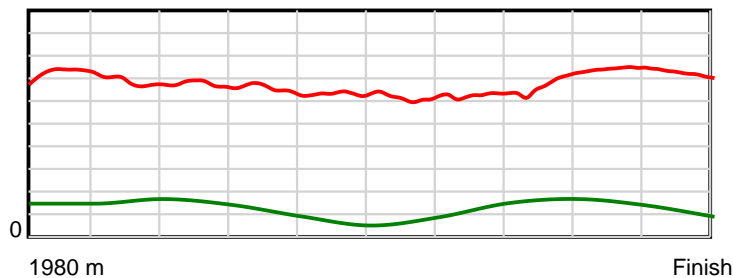
10 m Stride length



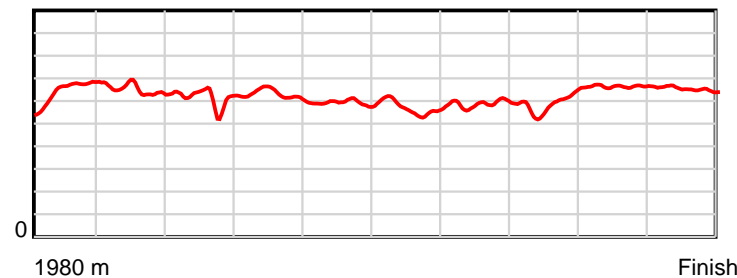
0.6 s Stride duration



20 m/sec Speed



100 % Stride efficiency



Note: Horizontal distance axis grid lines are 200m furlongs.

Disclaimer.

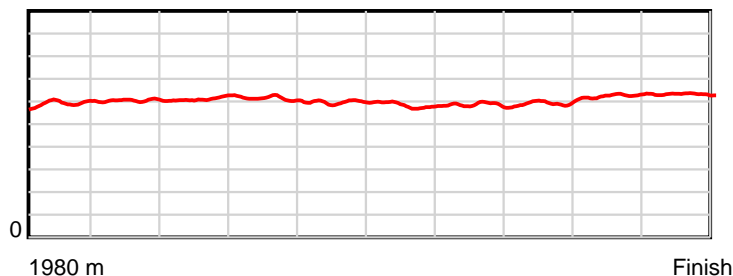
HRNZ and NZMTC and Thoroughbred Ratings Pty Ltd accepts no responsibility for the completeness or accuracy of any of the information contained herein, and makes no representations about its suitability for any particular purpose. Users should make their own judgements about those matters and/or seek independent advice. You assume all risks associated with use of the data provided on this page.

Race Results

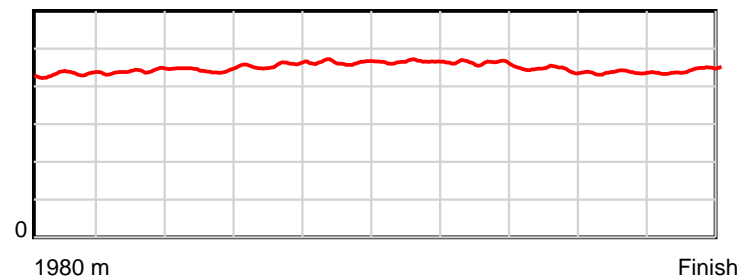
July 04, 2025, Race 4, THE PENINSULAR BEACHFRONT RESORT MOOLOOLABA MOB PACE, Distance 1980m, Addington - Survey 1980m

Result	TAB no.	Horse (Barrier)	1980 to	1800m to	1600m to	1400m to	1200m to	1000m to	800m to	600m to	400m to	200m to	Total or	Margin
7th	12	Captain Joan (10)	1800m	1600m	1400m	1200m	1000m	800m	600m	400m	200m	WP	Average	
		Position in running (margin)	-	9(9.8)	9(11.6)	9(12.0)	9(10.0)	9(9.5)	9(9.0)	8(8.1)	9(10.1)	8(11.4)		12.30
		Sectional time (s)	13.89	14.64	14.60	14.96	15.85	16.08	15.84	15.47	14.25	14.09		
		Cumulative time (s)	149.67	135.78	121.14	106.54	91.58	75.73	59.65	43.81	28.34	14.09	2:29.67	
		Speed (m/s)	12.96	13.66	13.70	13.37	12.62	12.44	12.63	12.93	14.04	14.19	13.23	
		Stride length (m)	5.86	6.01	6.08	6.10	5.84	5.78	5.84	5.75	6.13	6.29	5.96	
		Stride duration (s)	0.433	0.440	0.444	0.456	0.463	0.465	0.462	0.445	0.436	0.443	0.451	
		Stride efficiency (%)	53.73	56.36	57.70	58.22	53.31	52.24	53.21	51.71	58.63	61.77	55.58	
		Stride count	30.70	33.30	32.91	32.77	34.24	34.59	34.27	34.77	32.65	31.81	332.01	

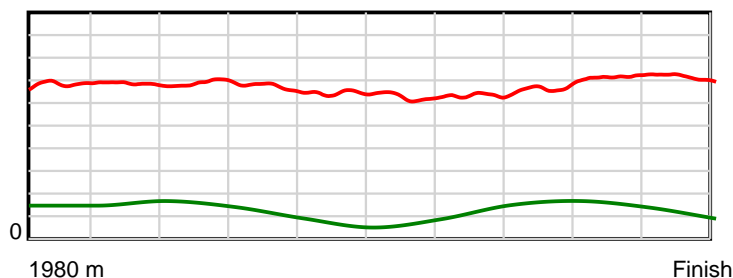
10 m Stride length



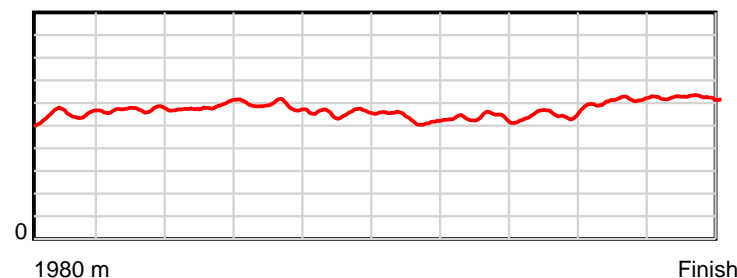
0.6 s Stride duration



20 m/sec Speed



100 % Stride efficiency



Note: Horizontal distance axis grid lines are 200m furlongs.

Disclaimer.

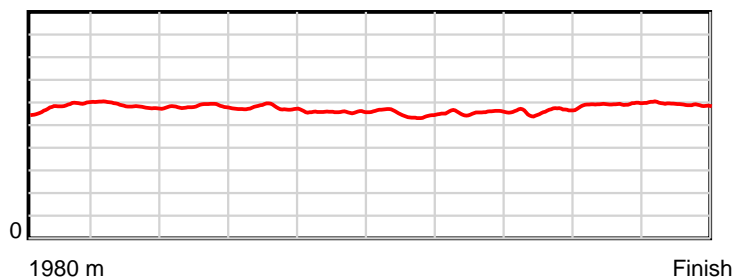
HRNZ and NZMTC and Thoroughbred Ratings Pty Ltd accepts no responsibility for the completeness or accuracy of any of the information contained herein, and makes no representations about its suitability for any particular purpose. Users should make their own judgements about those matters and/or seek independent advice. You assume all risks associated with use of the data provided on this page.

Race Results

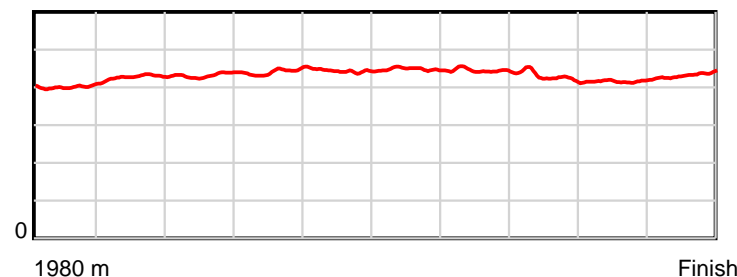
July 04, 2025, Race 4, THE PENINSULAR BEACHFRONT RESORT MOOLOOLABA MOB PACE, Distance 1980m, Addington - Survey 1980m

Result	TAB no.	Horse (Barrier)	1980 to	1800m to	1600m to	1400m to	1200m to	1000m to	800m to	600m to	400m to	200m to	Total or	Margin
8th	10	Wyda Wake (9)	1800m	1600m	1400m	1200m	1000m	800m	600m	400m	200m	WP	Average	
		Position in running (margin)	-	6(4.5)	6(5.9)	7(8.3)	8(8.2)	8(7.9)	8(8.4)	9(8.3)	7(8.7)	7(9.5)		13.80
		Sectional time (s)	13.05	14.57	14.94	15.28	15.87	16.26	15.97	15.21	14.17	14.62		
		Cumulative time (s)	149.94	136.89	122.32	107.38	92.10	76.23	59.97	44.00	28.79	14.62	2:29.94	
		Speed (m/s)	13.79	13.73	13.39	13.09	12.60	12.30	12.52	13.15	14.11	13.68	13.21	
		Stride length (m)	5.77	5.87	5.79	5.78	5.59	5.51	5.57	5.64	5.87	5.92	5.73	
		Stride duration (s)	0.400	0.428	0.432	0.442	0.443	0.448	0.445	0.429	0.416	0.433	0.434	
		Stride efficiency (%)	52.03	53.93	52.32	52.26	48.79	47.53	48.47	49.78	53.87	54.74	51.29	
		Stride count	31.19	34.04	34.56	34.58	35.79	36.26	35.91	35.44	34.06	33.79	345.62	

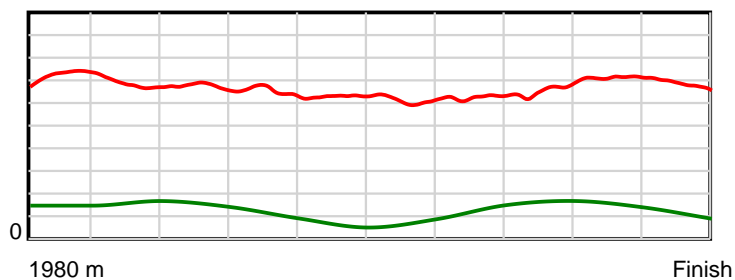
10 m Stride length



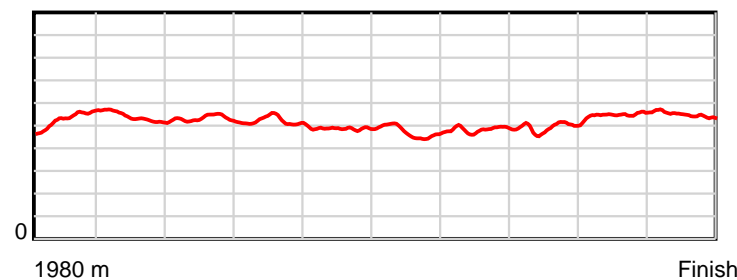
0.6 s Stride duration



20 m/sec Speed



100 % Stride efficiency



Note: Horizontal distance axis grid lines are 200m furlongs.

Disclaimer.

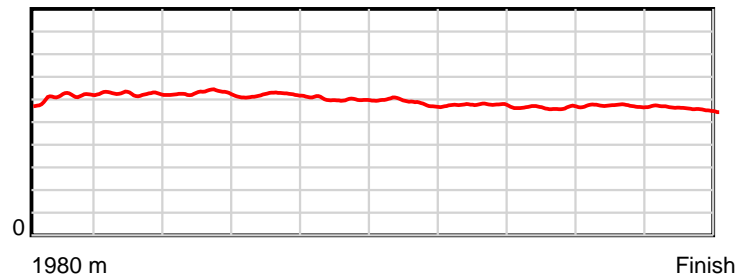
HRNZ and NZMTC and Thoroughbred Ratings Pty Ltd accepts no responsibility for the completeness or accuracy of any of the information contained herein, and makes no representations about its suitability for any particular purpose. Users should make their own judgements about those matters and/or seek independent advice. You assume all risks associated with use of the data provided on this page.

Race Results

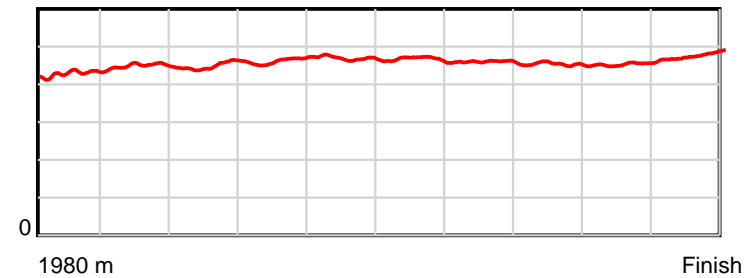
July 04, 2025, Race 4, THE PENINSULAR BEACHFRONT RESORT MOOLOOLABA MOB PACE, Distance 1980m, Addington - Survey 1980m

Result	TAB no.	Horse (Barrier)	1980 to	1800m to	1600m to	1400m to	1200m to	1000m to	800m to	600m to	400m to	200m to	Total or	Margin
9th	2	Baltimore Agai... (2)	1800m	1600m	1400m	1200m	1000m	800m	600m	400m	200m	WP	Average	
		Position in running (margin)	-	5(3.6)	5(5.6)	4(6.2)	3(4.0)	3(3.7)	3(3.2)	3(2.8)	8(9.9)	9(21.6)		38.50
		Sectional time (s)	12.94	14.67	14.65	14.92	15.88	16.08	15.93	16.32	15.98	17.01		
		Cumulative time (s)	154.38	141.44	126.77	112.12	97.20	81.32	65.24	49.31	32.99	17.01	2:34.38	
		Speed (m/s)	13.91	13.63	13.65	13.40	12.59	12.44	12.55	12.25	12.52	11.76	12.83	
		Stride length (m)	6.06	6.13	6.14	6.19	5.90	5.81	5.77	5.55	5.68	5.61	5.88	
		Stride duration (s)	0.428	0.450	0.450	0.462	0.469	0.467	0.460	0.453	0.454	0.477	0.458	
		Stride efficiency (%)	57.38	58.76	58.94	59.92	54.41	52.71	52.04	48.18	50.50	49.21	53.94	
		Stride count	29.71	32.61	32.56	32.30	33.89	34.44	34.66	36.02	35.18	35.64	337.01	

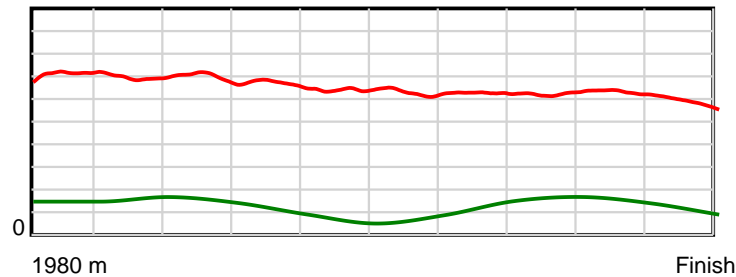
10 m Stride length



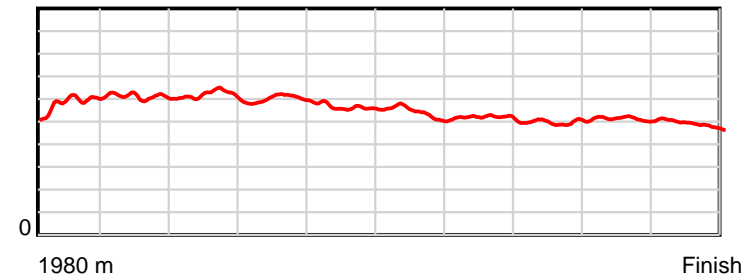
0.6 s Stride duration



20 m/sec Speed



100 % Stride efficiency



Note: Horizontal distance axis grid lines are 200m furlongs.

Disclaimer.

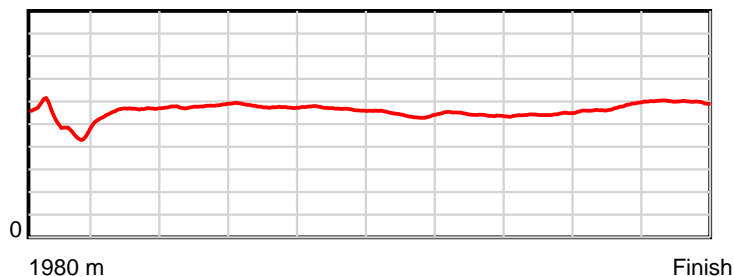
HRNZ and NZMTC and Thoroughbred Ratings Pty Ltd accepts no responsibility for the completeness or accuracy of any of the information contained herein, and makes no representations about its suitability for any particular purpose. Users should make their own judgements about those matters and/or seek independent advice. You assume all risks associated with use of the data provided on this page.

Race Results

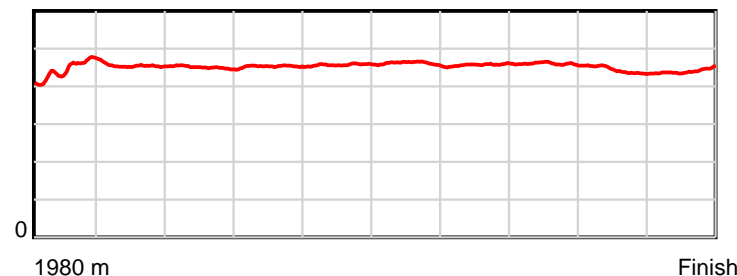
July 04, 2025, Race 4, THE PENINSULAR BEACHFRONT RESORT MOOLOOLABA MOB PACE, Distance 1980m, Addington - Survey 1980m

Result	TAB no.	Horse (Barrier)	1980 to	1800m to	1600m to	1400m to	1200m to	1000m to	800m to	600m to	400m to	200m to	Total or	Margin
10th	3	Summer Rose (3)	1800m	1600m	1400m	1200m	1000m	800m	600m	400m	200m	WP	Average	
		Position in running (margin)	-	10(25.7)	10(37.3)	10(43.6)	10(45.9)	10(47.3)	10(52.0)	10(56.8)	10(67.6)	10(76.2)		76.20
		Sectional time (s)	16.52	16.26	15.59	15.69	16.16	16.94	16.80	16.95	15.46	14.80		
		Cumulative time (s)	161.17	144.65	128.39	112.80	97.11	80.95	64.01	47.21	30.26	14.80	2:41.17	
		Speed (m/s)	10.90	12.30	12.83	12.75	12.38	11.81	11.90	11.80	12.94	13.51	12.29	
		Stride length (m)	4.90	5.58	5.77	5.77	5.65	5.44	5.44	5.42	5.73	5.96	5.56	
		Stride duration (s)	0.449	0.454	0.450	0.453	0.457	0.461	0.457	0.460	0.443	0.441	0.453	
		Stride efficiency (%)	37.57	48.72	52.02	52.08	49.95	46.24	46.31	45.99	51.29	55.52	48.32	
		Stride count	36.71	35.82	34.66	34.65	35.38	36.77	36.74	36.87	34.91	33.55	356.06	

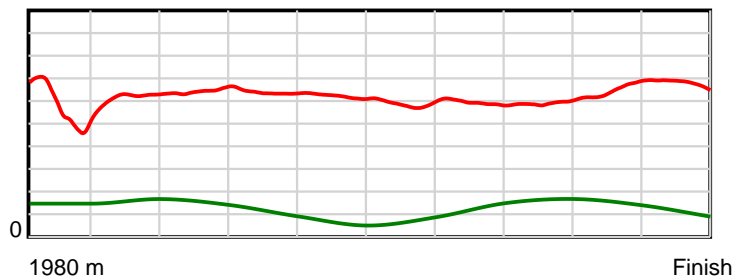
10 m Stride length



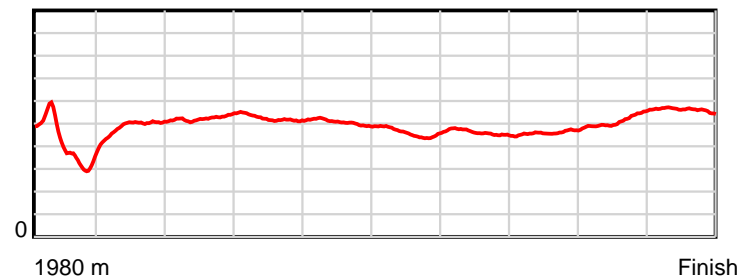
0.6 s Stride duration



20 m/sec Speed



100 % Stride efficiency



Note: Horizontal distance axis grid lines are 200m furlongs.

Disclaimer.

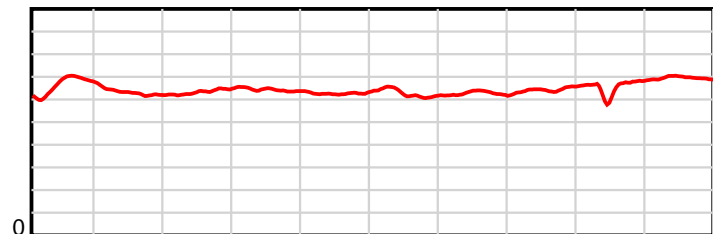
HRNZ and NZMTC and Thoroughbred Ratings Pty Ltd accepts no responsibility for the completeness or accuracy of any of the information contained herein, and makes no representations about its suitability for any particular purpose. Users should make their own judgements about those matters and/or seek independent advice. You assume all risks associated with use of the data provided on this page.

Race Results

July 04, 2025, Race 5, BETAVET PRODUCTS STOCKED AT GARRARDS MOBILE PACE, Distance 1980m, Addington - Survey 1980m

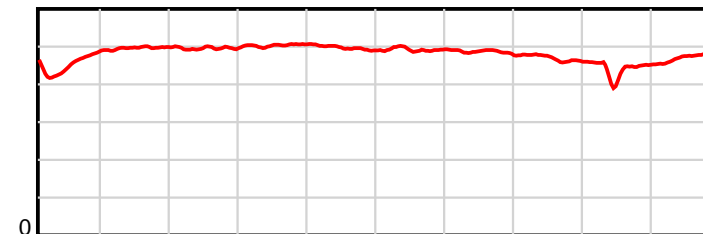
Result	TAB no.	Horse (Barrier)	1980 to	1800m to	1600m to	1400m to	1200m to	1000m to	800m to	600m to	400m to	200m to	Total or	Margin
1st	5	Rockingood (5)	1800m	1600m	1400m	1200m	1000m	800m	600m	400m	200m	WP	Average	
		Position in running (margin)	-	1(0.0)	1(0.0)	1(0.0)	1(0.0)	1(0.0)	1(0.0)	1(0.0)	1(0.0)	1(0.0)		0.00
		Sectional time (s)	12.54	15.92	15.73	15.74	15.82	15.64	15.54	14.54	13.51	13.65		
		Cumulative time (s)	148.63	136.09	120.17	104.44	88.70	72.88	57.24	41.70	27.16	13.65	2:28.63	
		Speed (m/s)	14.36	12.56	12.71	12.71	12.64	12.79	12.87	13.76	14.80	14.65	13.32	
		Stride length (m)	6.59	6.24	6.30	6.40	6.27	6.29	6.25	6.45	6.52	6.98	6.42	
		Stride duration (s)	0.455	0.496	0.496	0.503	0.496	0.492	0.486	0.469	0.441	0.476	0.482	
		Stride efficiency (%)	67.81	60.76	62.08	63.93	61.52	61.85	61.14	64.99	66.46	76.02	64.42	
		Stride count	27.32	32.07	31.73	31.27	31.87	31.79	31.98	31.01	30.67	28.67	308.38	

10 m Stride length



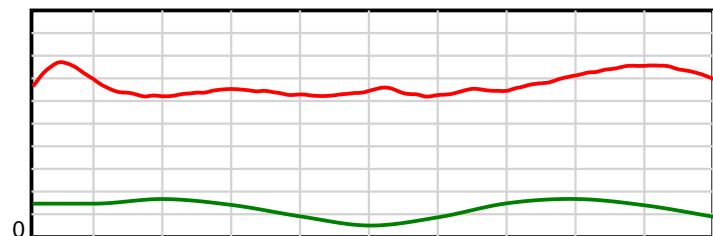
1980 m Finish

0.6 s Stride duration



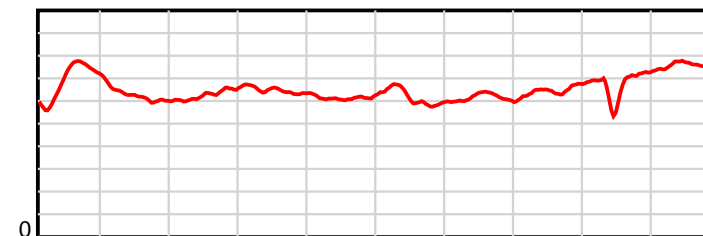
1980 m Finish

20 m/sec Speed



1980 m Finish

100 % Stride efficiency



1980 m Finish

Note: Horizontal distance axis grid lines are 200m furlongs.

Disclaimer.

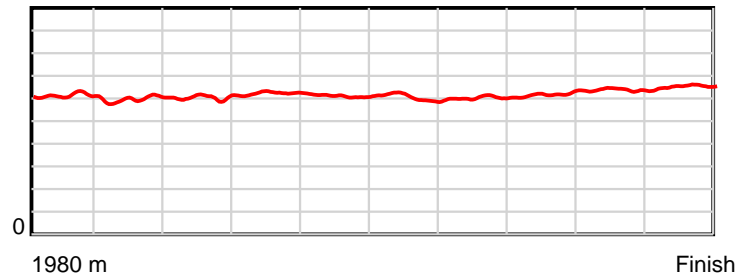
HRNZ and NZMTC and Thoroughbred Ratings Pty Ltd accepts no responsibility for the completeness or accuracy of any of the information contained herein, and makes no representations about its suitability for any particular purpose. Users should make their own judgements about those matters and/or seek independent advice. You assume all risks associated with use of the data provided on this page.

Race Results

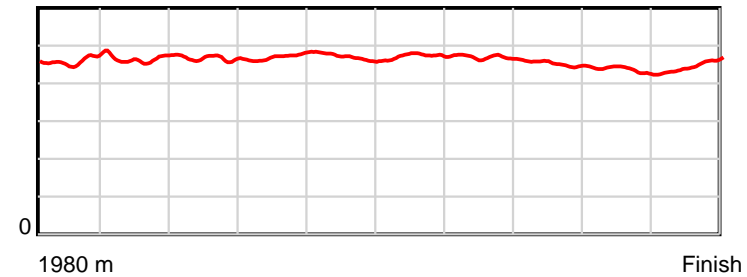
July 04, 2025, Race 5, BETAVET PRODUCTS STOCKED AT GARRARDS MOBILE PACE, Distance 1980m, Addington - Survey 1980m

Result	TAB no.	Horse (Barrier)	1980 to	1800m to	1600m to	1400m to	1200m to	1000m to	800m to	600m to	400m to	200m to	Total or	Margin
2nd	9	The Beach Hous... (9)	1800m	1600m	1400m	1200m	1000m	800m	600m	400m	200m	WP	Average	
		Position in running (margin)	-	5(7.9)	4(8.5)	4(8.0)	2(4.2)	2(2.4)	2(2.4)	2(2.1)	2(2.4)	2(3.2)		2.80
		Sectional time (s)	13.65	16.02	15.64	15.11	15.53	15.63	15.48	14.59	13.65	13.83		
		Cumulative time (s)	149.13	135.48	119.46	103.82	88.71	73.18	57.55	42.07	27.48	13.83	2:29.13	
		Speed (m/s)	13.19	12.48	12.79	13.24	12.88	12.80	12.92	13.71	14.65	14.46	13.28	
		Stride length (m)	6.07	5.80	5.96	6.24	6.04	6.06	6.05	6.19	6.37	6.51	6.12	
		Stride duration (s)	0.460	0.465	0.466	0.471	0.469	0.473	0.469	0.451	0.435	0.450	0.461	
		Stride efficiency (%)	57.63	52.65	55.45	60.75	56.95	57.30	57.22	59.89	63.39	66.14	58.57	
		Stride count	29.64	34.46	33.57	32.08	33.13	33.03	33.05	32.31	31.40	30.74	323.41	

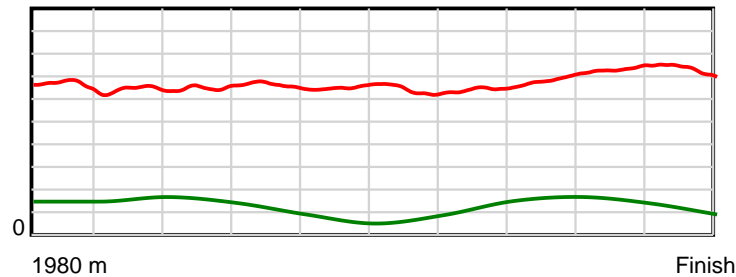
10 m Stride length



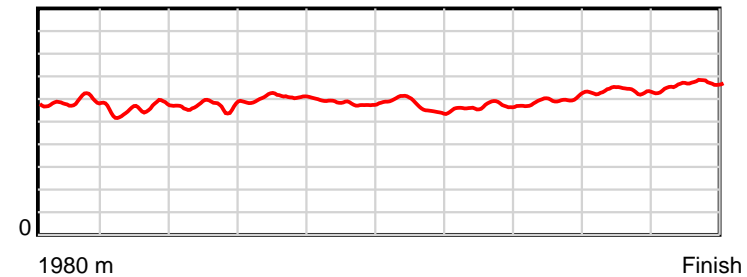
0.6 s Stride duration



20 m/sec Speed



100 % Stride efficiency



Note: Horizontal distance axis grid lines are 200m furlongs.

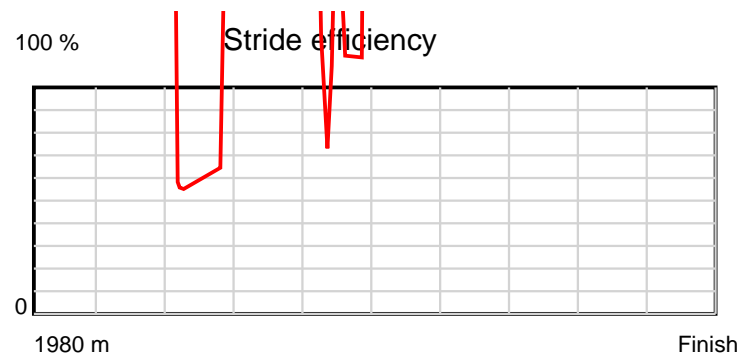
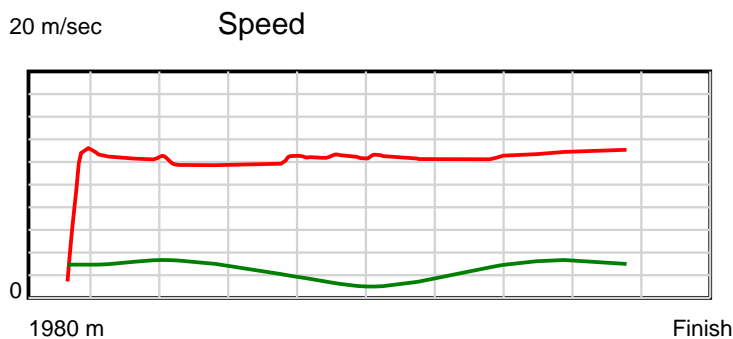
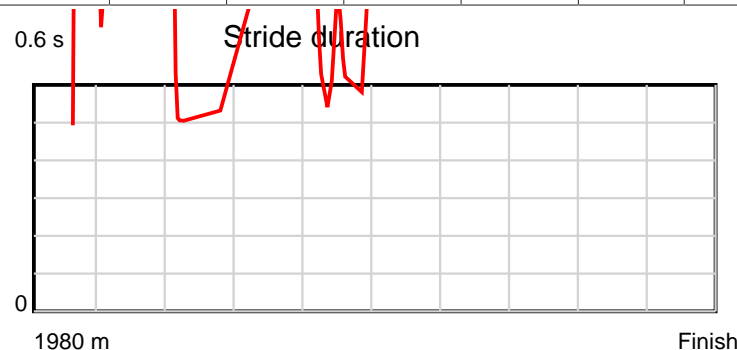
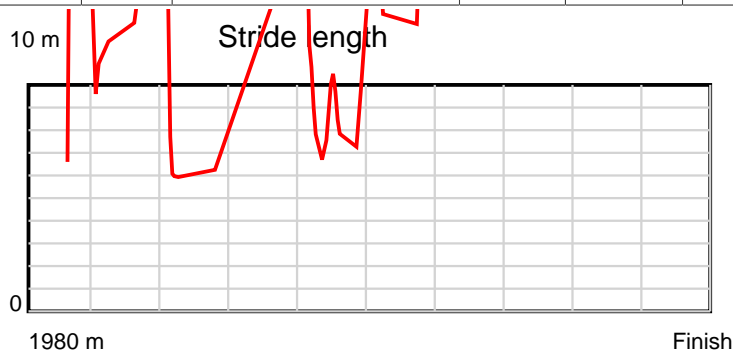
Disclaimer.

HRNZ and NZMTC and Thoroughbred Ratings Pty Ltd accepts no responsibility for the completeness or accuracy of any of the information contained herein, and makes no representations about its suitability for any particular purpose. Users should make their own judgements about those matters and/or seek independent advice. You assume all risks associated with use of the data provided on this page.

Race Results

July 04, 2025, Race 5, BETAVET PRODUCTS STOCKED AT GARRARDS MOBILE PACE, Distance 1980m, Addington - Survey 1980m

Result	TAB no.	Horse (Barrier)	1980 to	1800m to	1600m to	1400m to	1200m to	1000m to	800m to	600m to	400m to	200m to	Total or	Margin
4th	8	A Dancing Rock... (8)	1800m	1600m	1400m	1200m	1000m	800m	600m	400m	200m	WP	Average	
		Position in running (margin)	-	6(8.5)	7(12.0)	7(12.9)	7(8.2)	7(9.7)	7(11.7)	7(8.1)	6(7.5)	4(9.2)		9.10
		Sectional time (s)	13.73	16.50	15.90	14.95	16.07	15.97	14.94	14.44	13.80	13.96		
		Cumulative time (s)	150.26	136.53	120.03	104.13	89.18	73.11	57.14	42.20	27.76	13.96	2:30.26	
		Speed (m/s)	13.11	12.12	12.58	13.38	12.45	12.52	13.39	13.85	14.49	14.33	13.18	
		Stride length (m)	16.01	19.48	11.96	28.50	8.13	6.96	9.05	37.36	98.02	178.37	15.33	
		Stride duration (s)	1.215	1.607	0.950	2.130	0.654	0.555	0.676	2.697	6.763	12.450	1.163	
		Stride efficiency (%)	400.43	593.22	223.46	1269.09	103.36	75.60	128.11	2180.88	15012.41	49715.44	367.12	
		Stride count	11.24	10.26	16.72	7.02	24.59	28.75	22.09	5.35	2.04	1.12	129.18	



Note: Horizontal distance axis grid lines are 200m furlongs.

Disclaimer.

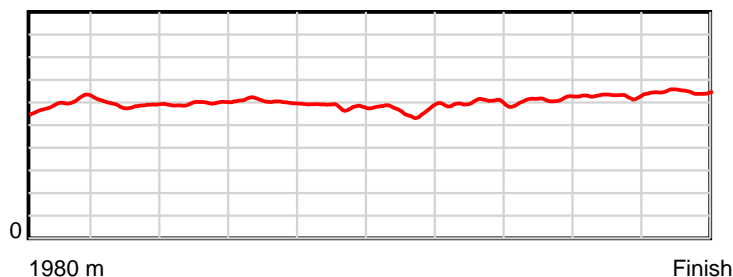
HRNZ and NZMTC and Thoroughbred Ratings Pty Ltd accepts no responsibility for the completeness or accuracy of any of the information contained herein, and makes no representations about its suitability for any particular purpose. Users should make their own judgements about those matters and/or seek independent advice. You assume all risks associated with use of the data provided on this page.

Race Results

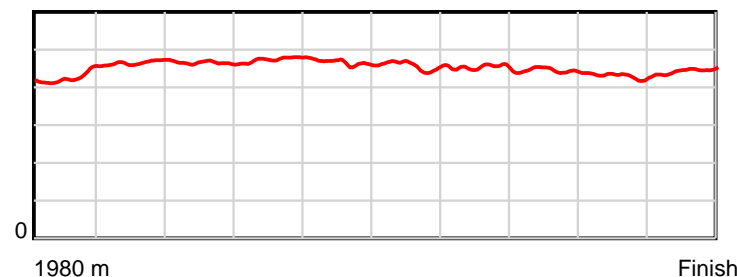
July 04, 2025, Race 5, BETAVET PRODUCTS STOCKED AT GARRARDS MOBILE PACE, Distance 1980m, Addington - Survey 1980m

Result	TAB no.	Horse (Barrier)	1980 to	1800m to	1600m to	1400m to	1200m to	1000m to	800m to	600m to	400m to	200m to	Total or	Margin
5th	2	Melton Magnate (2)	1800m	1600m	1400m	1200m	1000m	800m	600m	400m	200m	WP	Average	
		Position in running (margin)	-	2(4.0)	2(3.9)	2(4.3)	3(4.2)	4(5.3)	5(8.2)	5(5.9)	5(7.5)	6(10.3)		9.70
		Sectional time (s)	13.04	15.91	15.80	15.73	16.00	16.13	15.15	14.79	13.99	13.83		
		Cumulative time (s)	150.37	137.33	121.42	105.62	89.89	73.89	57.76	42.61	27.82	13.83	2:30.37	
		Speed (m/s)	13.81	12.57	12.66	12.71	12.50	12.40	13.20	13.52	14.30	14.46	13.17	
		Stride length (m)	5.89	5.86	5.89	6.03	5.82	5.67	5.97	6.01	6.15	6.44	5.97	
		Stride duration (s)	0.427	0.466	0.465	0.474	0.466	0.458	0.453	0.445	0.430	0.445	0.453	
		Stride efficiency (%)	54.20	53.62	54.12	56.86	52.94	50.31	55.77	56.48	59.02	64.74	55.65	
		Stride count	30.56	34.14	33.98	33.15	34.36	35.25	33.48	33.27	32.54	31.07	331.80	

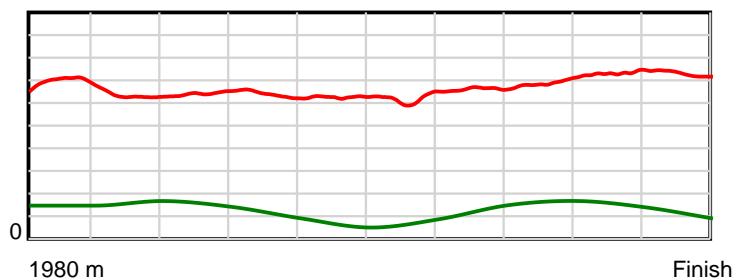
10 m Stride length



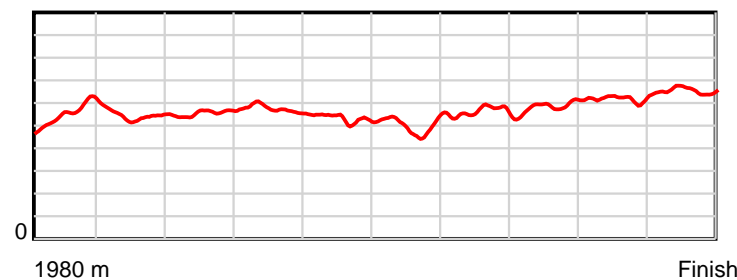
0.6 s Stride duration



20 m/sec Speed



100 % Stride efficiency



Note: Horizontal distance axis grid lines are 200m furlongs.

Disclaimer.

HRNZ and NZMTC and Thoroughbred Ratings Pty Ltd accepts no responsibility for the completeness or accuracy of any of the information contained herein, and makes no representations about its suitability for any particular purpose. Users should make their own judgements about those matters and/or seek independent advice. You assume all risks associated with use of the data provided on this page.

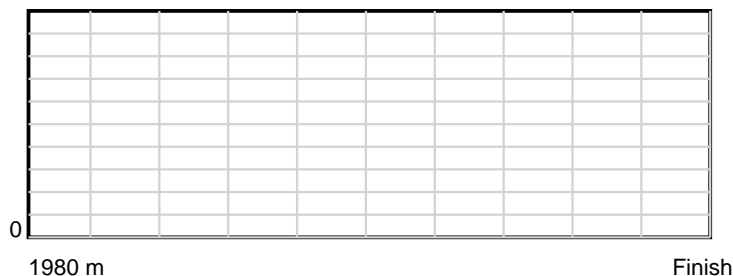


Race Results

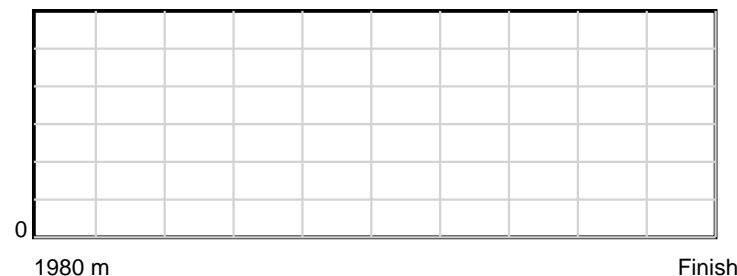
July 04, 2025, Race 5, BETAVET PRODUCTS STOCKED AT GARRARDS MOBILE PACE, Distance 1980m, Addington - Survey 1980m

Result	TAB no.	Horse (Barrier)	1980 to	1800m to	1600m to	1400m to	1200m to	1000m to	800m to	600m to	400m to	200m to	Total or	Margin
6th	7	Chicago Bear (7)	1800m	1600m	1400m	1200m	1000m	800m	600m	400m	200m	WP	Average	
		Position in running (margin)	-	7(8.7)	6(11.8)	6(12.0)	6(7.9)	5(6.4)	4(6.4)	3(3.8)	3(4.0)	5(9.8)		13.30
		Sectional time (s)	13.86	16.44	15.77	15.05	15.59	15.64	15.09	14.59	14.47	14.52		
		Cumulative time (s)	151.02	137.16	120.72	104.95	89.90	74.31	58.67	43.58	28.99	14.52	2:31.02	
		Speed (m/s)	12.99	12.17	12.68	13.29	12.83	12.79	13.25	13.71	13.82	13.77	13.11	
		Stride length (m)	0.00	0.00	0.00	0.00	0.00	0.00	0.00	0.00	0.00	0.00	nan	
		Stride duration (s)	0.000	0.000	0.000	0.000	0.000	0.000	0.000	0.000	0.000	0.000	nan	
		Stride efficiency (%)	0.00	0.00	0.00	0.00	0.00	0.00	0.00	0.00	0.00	0.00	nan	
		Stride count	0.00	0.00	0.00	0.00	0.00	0.00	0.00	0.00	0.00	0.00	0.00	

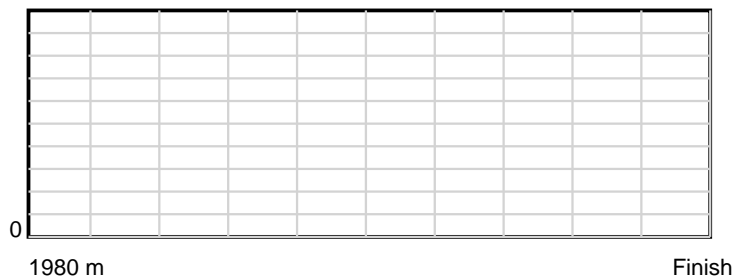
10 m Stride length



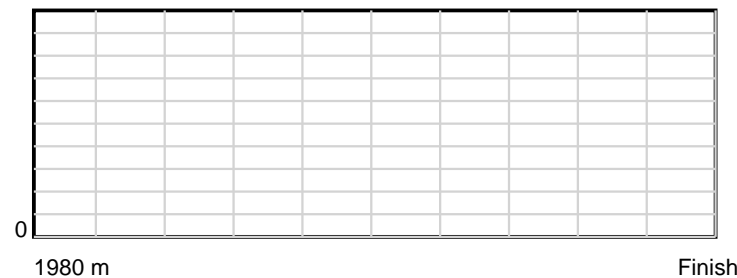
0.6 s Stride duration



20 m/sec Speed



100 % Stride efficiency



Note: Horizontal distance axis grid lines are 200m furlongs.

Disclaimer.

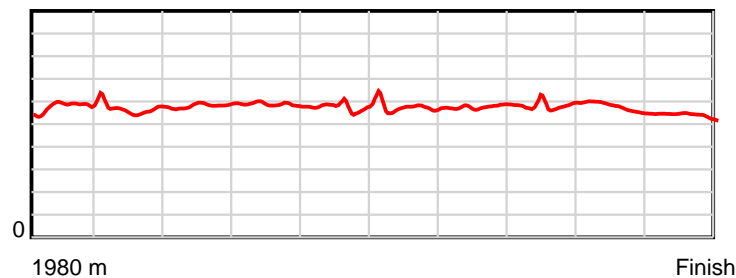
HRNZ and NZMTC and Thoroughbred Ratings Pty Ltd accepts no responsibility for the completeness or accuracy of any of the information contained herein, and makes no representations about its suitability for any particular purpose. Users should make their own judgements about those matters and/or seek independent advice. You assume all risks associated with use of the data provided on this page.

Race Results

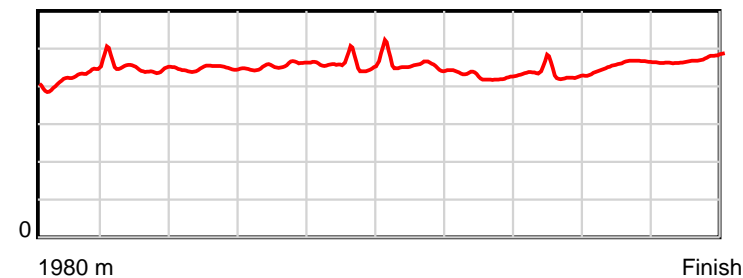
July 04, 2025, Race 5, BETAVET PRODUCTS STOCKED AT GARRARDS MOBILE PACE, Distance 1980m, Addington - Survey 1980m

Result	TAB no.	Horse (Barrier)	1980 to	1800m to	1600m to	1400m to	1200m to	1000m to	800m to	600m to	400m to	200m to	Total or	Margin
7th	3	Quicker Than Q... (3)	1800m	1600m	1400m	1200m	1000m	800m	600m	400m	200m	WP	Average	
		Position in running (margin)	-	3(5.3)	3(7.4)	3(6.3)	5(6.1)	6(7.3)	6(10.8)	6(6.9)	7(10.4)	7(26.7)		45.70
		Sectional time (s)	13.26	16.26	15.56	15.70	16.03	16.23	14.87	15.12	16.23	17.60		
		Cumulative time (s)	156.86	143.60	127.34	111.78	96.08	80.05	63.82	48.95	33.83	17.60	2:36.86	
		Speed (m/s)	13.58	12.30	12.85	12.74	12.48	12.32	13.45	13.23	12.32	11.36	12.62	
		Stride length (m)	5.72	5.54	5.75	5.80	5.71	5.63	5.74	5.72	5.66	5.37	5.66	
		Stride duration (s)	0.423	0.451	0.447	0.455	0.457	0.457	0.427	0.432	0.460	0.473	0.448	
		Stride efficiency (%)	51.07	48.04	51.67	52.53	50.89	49.54	51.47	51.08	50.10	45.07	50.07	
		Stride count	31.49	36.07	34.78	34.49	35.05	35.52	34.85	34.98	35.32	37.24	349.79	

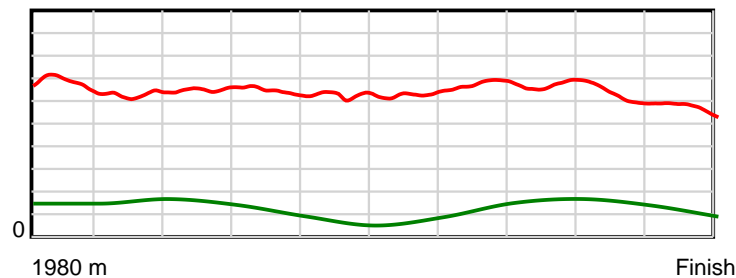
10 m Stride length



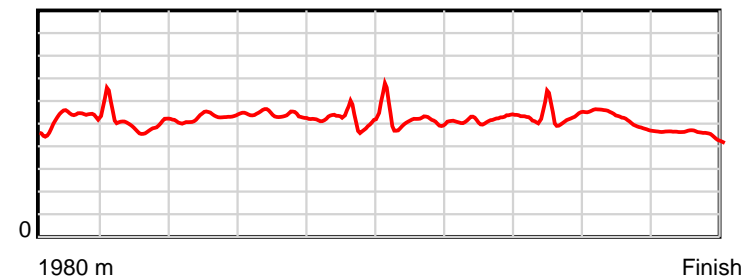
0.6 s Stride duration



20 m/sec Speed



100 % Stride efficiency



Note: Horizontal distance axis grid lines are 200m furlongs.

Disclaimer.

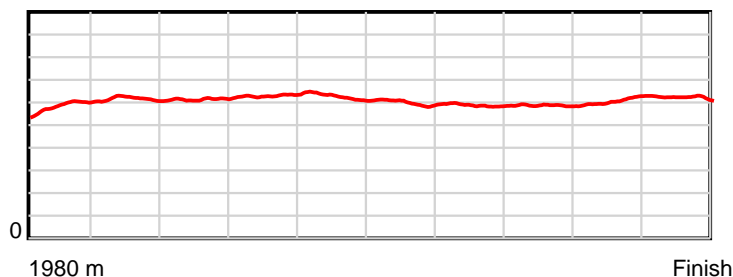
HRNZ and NZMTC and Thoroughbred Ratings Pty Ltd accepts no responsibility for the completeness or accuracy of any of the information contained herein, and makes no representations about its suitability for any particular purpose. Users should make their own judgements about those matters and/or seek independent advice. You assume all risks associated with use of the data provided on this page.

Race Results

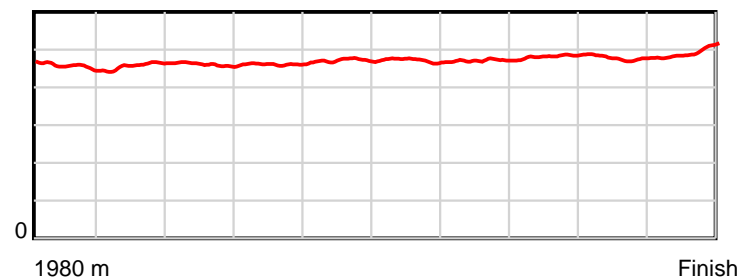
July 04, 2025, Race 5, BETAVET PRODUCTS STOCKED AT GARRARDS MOBILE PACE, Distance 1980m, Addington - Survey 1980m

Result	TAB no.	Horse (Barrier)	1980 to	1800m to	1600m to	1400m to	1200m to	1000m to	800m to	600m to	400m to	200m to	Total or	Margin
8th	4	Saucy Delight (4)	1800m	1600m	1400m	1200m	1000m	800m	600m	400m	200m	WP	Average	
		Position in running (margin)	-	8(60.6)	8(55.2)	8(51.5)	8(44.7)	8(40.5)	8(41.3)	8(44.4)	8(56.5)	8(71.0)		77.70
		Sectional time (s)	22.64	15.02	15.12	14.60	15.12	15.77	16.06	16.55	15.93	15.81		
		Cumulative time (s)	162.62	139.98	124.96	109.84	95.24	80.12	64.35	48.29	31.74	15.81	2:42.62	
		Speed (m/s)	7.95	13.32	13.23	13.70	13.23	12.68	12.45	12.08	12.55	12.65	12.18	
		Stride length (m)	5.80	6.09	6.09	6.32	6.23	5.98	5.87	5.83	6.00	6.26	6.04	
		Stride duration (s)	0.456	0.457	0.461	0.461	0.471	0.472	0.471	0.482	0.478	0.494	0.496	
		Stride efficiency (%)	52.53	57.93	57.99	62.43	60.69	55.90	53.77	53.12	56.25	61.14	57.08	
		Stride count	31.05	32.85	32.83	31.64	32.09	33.44	34.10	34.30	33.34	31.97	327.61	

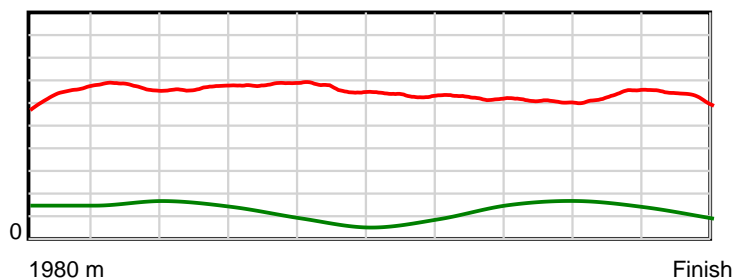
10 m Stride length



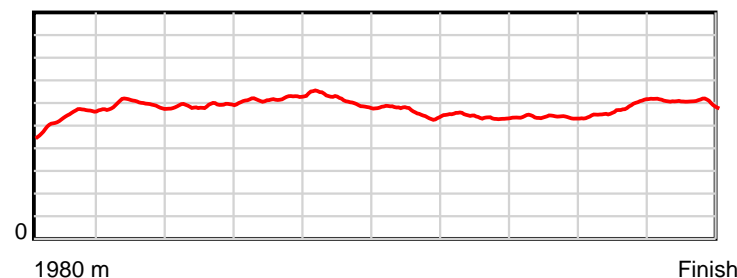
0.6 s Stride duration



20 m/sec Speed



100 % Stride efficiency



Note: Horizontal distance axis grid lines are 200m furlongs.

Disclaimer.

HRNZ and NZMTC and Thoroughbred Ratings Pty Ltd accepts no responsibility for the completeness or accuracy of any of the information contained herein, and makes no representations about its suitability for any particular purpose. Users should make their own judgements about those matters and/or seek independent advice. You assume all risks associated with use of the data provided on this page.



Race Results



July 04, 2025, Race 6, WOODLANDS STUD THANKS BUYERS HANDICAP TROT, Distance 2600m, Addington - Survey 3200m

Result	TAB no.	Horse (Barrier)	2600 to	2400m to
1st	5	Love N The Por... (3)	2400m	2200m
		Position in running (margin)	-	4(18.3)
		Sectional time (s)	19.46	14.09
		Cumulative time (s)	200.31	180.85
		Speed (m/s)	10.28	14.19
		Stride length (m)	5.99	6.25
		Stride duration (s)	0.443	0.441
		Stride efficiency (%)	56.05	61.11
		Stride count	33.39	31.98

Disclaimer.

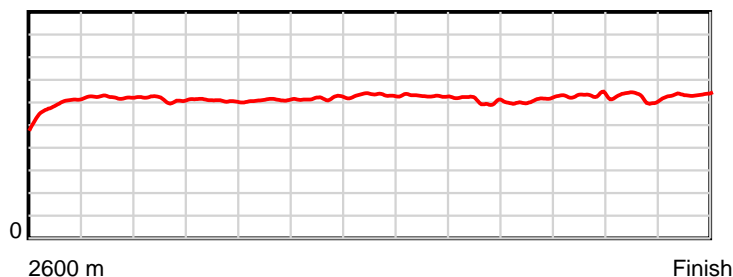
HRNZ and NZMTC and Thoroughbred Ratings Pty Ltd accepts no responsibility for the completeness or accuracy of any of the information contained herein, and makes no representations about its suitability for any particular purpose. Users should make their own judgements about those matters and/or seek independent advice. You assume all risks associated with use of the data provided on this page.

Race Results

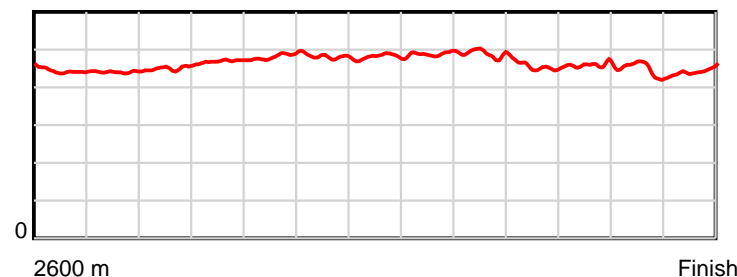
July 04, 2025, Race 6, WOODLANDS STUD THANKS BUYERS HANDICAP TROT, Distance 2600m, Addington - Survey 3200m

Result	TAB no.	Horse (Barrier)	2200m to	2000m to	1800m to	1600m to	1400m to	1200m to	1000m to	800m to	600m to	400m to	200m to	Total or	Margin
1st	5	Love N The Por... (3)	2000m	1800m	1600m	1400m	1200m	1000m	800m	600m	400m	200m	WP	Average	
		Position in running (margin)	4(17.2)	4(13.4)	4(10.2)	4(6.7)	4(7.0)	4(6.0)	4(5.8)	4(6.4)	4(4.0)	4(2.1)	2(0.4)		0.00
		Sectional time (s)	14.63	15.32	15.96	15.76	15.12	15.54	16.09	14.78	14.90	14.58	14.08		
		Cumulative time (s)	166.76	152.13	136.81	120.85	105.09	89.97	74.43	58.34	43.56	28.66	14.08	3:20.31	
		Speed (m/s)	13.67	13.05	12.53	12.69	13.23	12.87	12.43	13.53	13.42	13.72	14.20	12.98	
		Stride length (m)	6.15	6.12	6.04	6.12	6.36	6.30	6.08	6.16	6.16	6.12	6.33	6.17	
		Stride duration (s)	0.450	0.469	0.482	0.482	0.481	0.489	0.489	0.455	0.458	0.446	0.445	0.475	
		Stride efficiency (%)	59.16	58.58	56.94	58.53	63.14	61.96	57.79	59.34	59.20	58.51	62.54	59.41	
		Stride count	32.50	32.67	33.13	32.68	31.46	31.76	32.89	32.45	32.49	32.68	31.61	421.69	

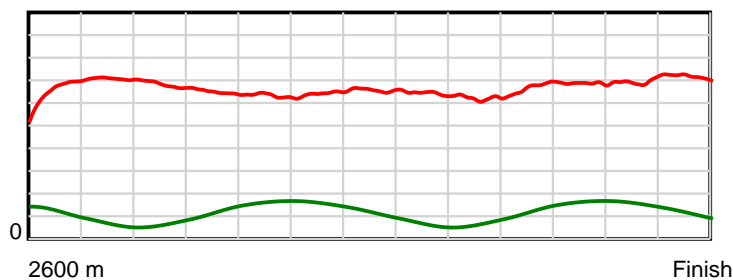
10 m Stride length



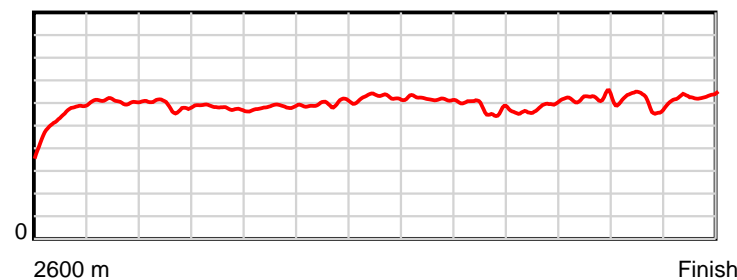
0.6 s Stride duration



20 m/sec Speed



100 % Stride efficiency



Note: Horizontal distance axis grid lines are 200m furlongs.

Disclaimer.

HRNZ and NZMTC and Thoroughbred Ratings Pty Ltd accepts no responsibility for the completeness or accuracy of any of the information contained herein, and makes no representations about its suitability for any particular purpose. Users should make their own judgements about those matters and/or seek independent advice. You assume all risks associated with use of the data provided on this page.



Race Results



July 04, 2025, Race 6, WOODLANDS STUD THANKS BUYERS HANDICAP TROT, Distance 2600m, Addington - Survey 3200m

Result	TAB no.	Horse (Barrier)	2600 to	2400m to
2nd	6	Empire City (6)	2400m	2200m
		Position in running (margin)	-	6(23.2)
		Sectional time (s)	20.27	15.04
		Cumulative time (s)	200.68	180.41
		Speed (m/s)	9.87	13.30
		Stride length (m)	6.18	6.32
		Stride duration (s)	0.462	0.475
		Stride efficiency (%)	59.69	62.42
		Stride count	32.36	31.64

Disclaimer.

HRNZ and NZMTC and Thoroughbred Ratings Pty Ltd accepts no responsibility for the completeness or accuracy of any of the information contained herein, and makes no representations about its suitability for any particular purpose. Users should make their own judgements about those matters and/or seek independent advice. You assume all risks associated with use of the data provided on this page.

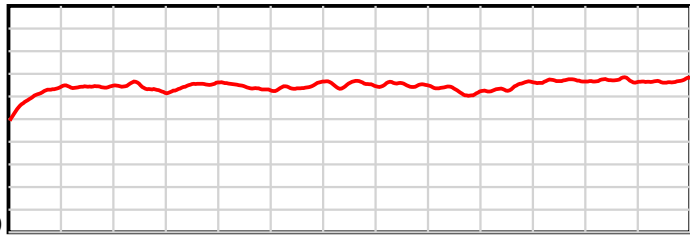
Race Results

July 04, 2025, Race 6, WOODLANDS STUD THANKS BUYERS HANDICAP TROT, Distance 2600m, Addington - Survey 3200m

Result	TAB no.	Horse (Barrier)	2200m to	2000m to	1800m to	1600m to	1400m to	1200m to	1000m to	800m to	600m to	400m to	200m to	Total or	Margin
2nd	6	Empire City (6)	2000m	1800m	1600m	1400m	1200m	1000m	800m	600m	400m	200m	WP	Average	
		Position in running (margin)	6(27.8)	6(26.2)	5(16.2)	5(11.0)	5(9.6)	5(8.6)	5(8.5)	5(8.9)	5(6.2)	5(4.4)	3(3.4)		2.10
		Sectional time (s)	15.02	14.17	15.67	15.47	15.15	15.55	16.05	14.73	14.90	14.72	13.94		
		Cumulative time (s)	165.37	150.35	136.18	120.51	105.04	89.89	74.34	58.29	43.56	28.66	13.94	3:20.68	
		Speed (m/s)	13.32	14.11	12.76	12.93	13.20	12.86	12.46	13.58	13.42	13.59	14.35	12.96	
		Stride length (m)	6.34	6.51	6.31	6.38	6.58	6.45	6.25	6.45	6.47	6.51	6.69	6.42	
		Stride duration (s)	0.476	0.461	0.494	0.493	0.498	0.502	0.502	0.475	0.482	0.479	0.467	0.495	
		Stride efficiency (%)	62.77	66.20	62.20	63.60	67.65	65.10	61.06	64.98	65.31	66.18	70.04	64.31	
		Stride count	31.56	30.73	31.70	31.35	30.40	30.99	31.99	31.02	30.94	30.73	29.87	405.28	

10 m

Stride length

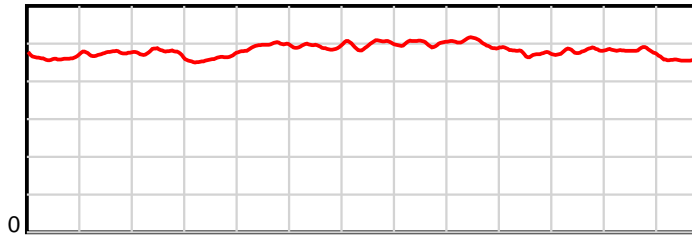


2600 m

Finish

0.6 s

Stride duration

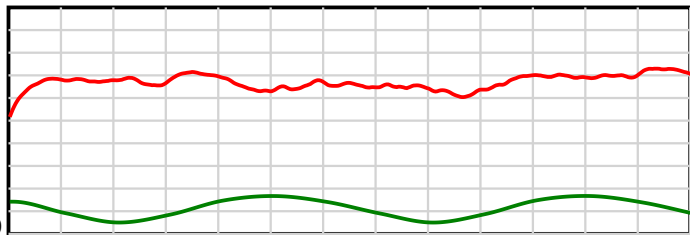


2600 m

Finish

20 m/sec

Speed

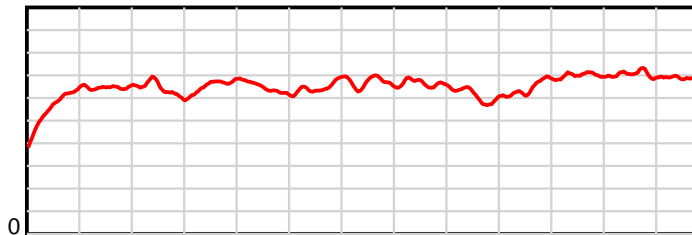


2600 m

Finish

100 %

Stride efficiency



2600 m

Finish

Note: Horizontal distance axis grid lines are 200m furlongs.

Disclaimer.

HRNZ and NZMTC and Thoroughbred Ratings Pty Ltd accepts no responsibility for the completeness or accuracy of any of the information contained herein, and makes no representations about its suitability for any particular purpose. Users should make their own judgements about those matters and/or seek independent advice. You assume all risks associated with use of the data provided on this page.



Race Results



July 04, 2025, Race 6, WOODLANDS STUD THANKS BUYERS HANDICAP TROT, Distance 2600m, Addington - Survey 3200m

Result	TAB no.	Horse (Barrier)	2600 to	2400m to
3rd	3	Cormoran Strik... (2)	2400m	2200m
		Position in running (margin)	-	3(4.1)
		Sectional time (s)	17.19	14.69
		Cumulative time (s)	200.95	183.76
		Speed (m/s)	11.63	13.61
		Stride length (m)	5.72	6.23
		Stride duration (s)	0.450	0.458
		Stride efficiency (%)	51.17	60.68
		Stride count	34.95	32.10

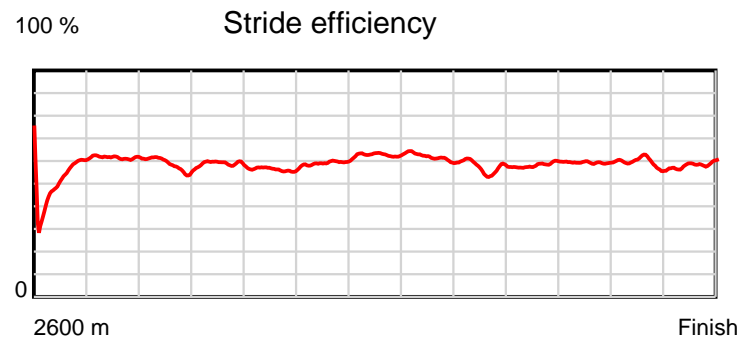
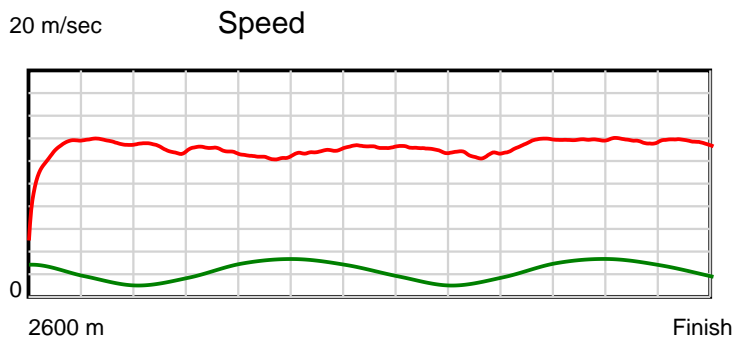
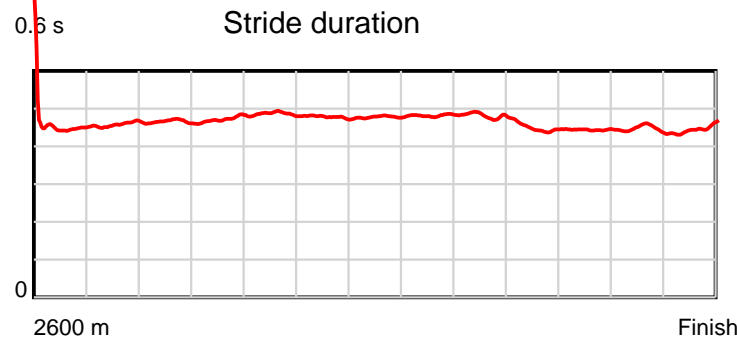
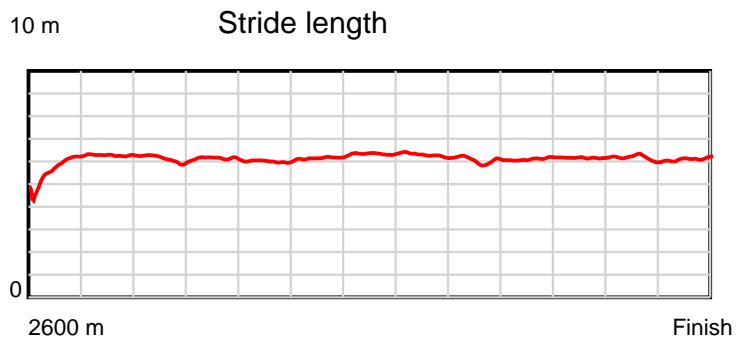
Disclaimer.

HRNZ and NZMTC and Thoroughbred Ratings Pty Ltd accepts no responsibility for the completeness or accuracy of any of the information contained herein, and makes no representations about its suitability for any particular purpose. Users should make their own judgements about those matters and/or seek independent advice. You assume all risks associated with use of the data provided on this page.

Race Results

July 04, 2025, Race 6, WOODLANDS STUD THANKS BUYERS HANDICAP TROT, Distance 2600m, Addington - Survey 3200m

Result	TAB no.	Horse (Barrier)	2200m to	2000m to	1800m to	1600m to	1400m to	1200m to	1000m to	800m to	600m to	400m to	200m to	Total or	Margin
3rd	3	Cormoran Strik... (2)	2000m	1800m	1600m	1400m	1200m	1000m	800m	600m	400m	200m	WP	Average	
		Position in running (margin)	3(6.7)	3(6.6)	3(4.2)	3(4.5)	3(4.8)	3(4.2)	3(3.9)	3(4.3)	2(2.0)	1(0.0)	1(0.0)		3.50
		Sectional time (s)	15.27	15.45	16.58	15.76	15.20	15.52	16.05	14.80	14.88	14.88	14.68		
		Cumulative time (s)	169.07	153.80	138.35	121.77	106.01	90.81	75.29	59.24	44.44	29.56	14.68	3:20.95	
		Speed (m/s)	13.10	12.94	12.06	12.69	13.16	12.89	12.46	13.51	13.44	13.44	13.62	12.94	
		Stride length (m)	6.10	6.10	5.86	6.06	6.28	6.21	6.00	6.07	5.97	6.00	6.09	6.05	
		Stride duration (s)	0.466	0.472	0.486	0.478	0.477	0.482	0.481	0.449	0.444	0.446	0.447	0.468	
		Stride efficiency (%)	58.18	58.20	53.68	57.46	61.68	60.30	56.21	57.60	55.70	56.25	57.93	57.21	
		Stride count	32.78	32.77	34.12	32.98	31.83	32.20	33.35	32.94	33.50	33.34	32.85	429.71	



Note: Horizontal distance axis grid lines are 200m furlongs.

Disclaimer.

HRNZ and NZMTC and Thoroughbred Ratings Pty Ltd accepts no responsibility for the completeness or accuracy of any of the information contained herein, and makes no representations about its suitability for any particular purpose. Users should make their own judgements about those matters and/or seek independent advice. You assume all risks associated with use of the data provided on this page.



Race Results



July 04, 2025, Race 6, WOODLANDS STUD THANKS BUYERS HANDICAP TROT, Distance 2600m, Addington - Survey 3200m

Result	TAB no.	Horse (Barrier)	2600 to	2400m to
4th	2	Rachmaninov (0)	2400m	2200m
		Position in running (margin)	-	2(1.0)
		Sectional time (s)	16.70	14.42
		Cumulative time (s)	201.33	184.63
		Speed (m/s)	11.98	13.87
		Stride length (m)	5.87	6.46
		Stride duration (s)	0.483	0.466
		Stride efficiency (%)	53.81	65.27
		Stride count	34.08	30.94

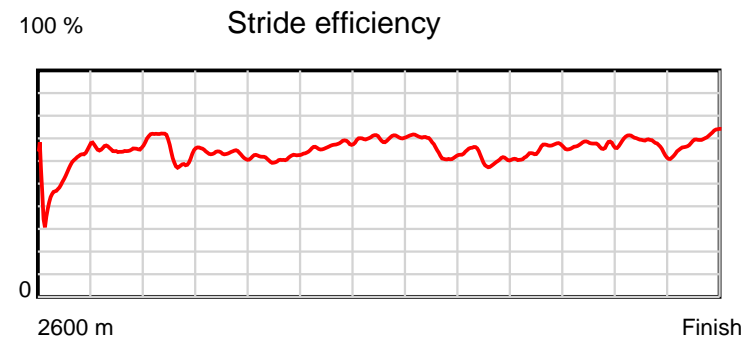
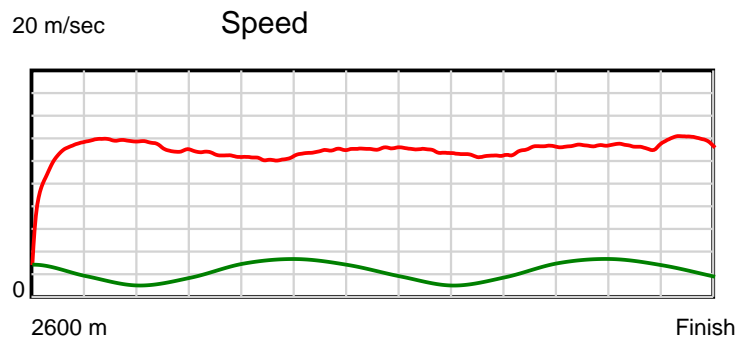
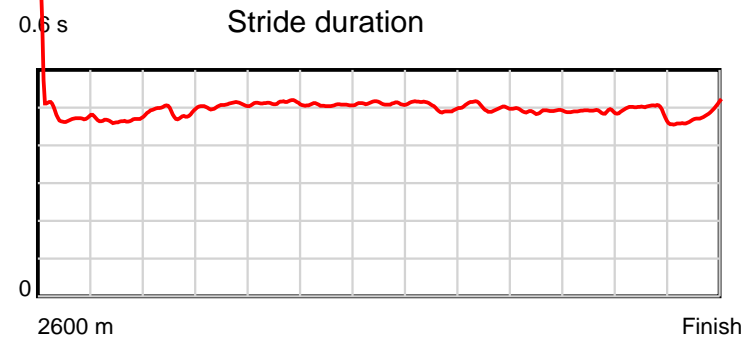
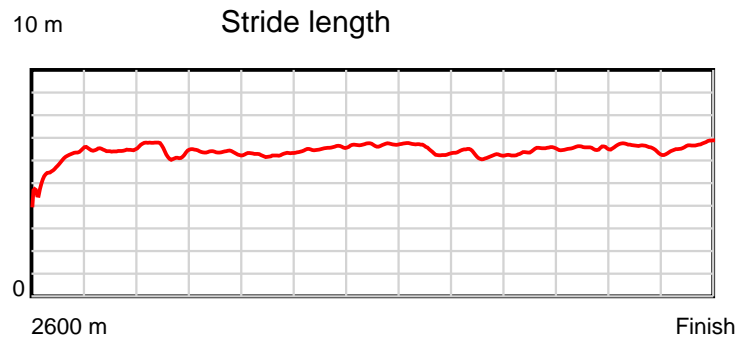
Disclaimer.

HRNZ and NZMTC and Thoroughbred Ratings Pty Ltd accepts no responsibility for the completeness or accuracy of any of the information contained herein, and makes no representations about its suitability for any particular purpose. Users should make their own judgements about those matters and/or seek independent advice. You assume all risks associated with use of the data provided on this page.

Race Results

July 04, 2025, Race 6, WOODLANDS STUD THANKS BUYERS HANDICAP TROT, Distance 2600m, Addington - Survey 3200m

Result	TAB no.	Horse (Barrier)	2200m to	2000m to	1800m to	1600m to	1400m to	1200m to	1000m to	800m to	600m to	400m to	200m to	Total or	Margin
4th	2	Rachmaninov (0)	2000m	1800m	1600m	1400m	1200m	1000m	800m	600m	400m	200m	WP	Average	
		Position in running (margin)	2(1.9)	2(1.9)	2(2.0)	2(2.1)	2(2.0)	2(1.7)	2(1.8)	2(2.1)	3(2.1)	3(1.9)	5(4.0)		5.70
		Sectional time (s)	15.26	15.87	16.55	15.70	15.24	15.59	16.03	15.19	15.18	15.22	14.38		
		Cumulative time (s)	170.21	154.95	139.08	122.53	106.83	91.59	76.00	59.97	44.78	29.60	14.38	3:21.33	
		Speed (m/s)	13.11	12.60	12.08	12.74	13.12	12.83	12.48	13.17	13.18	13.14	13.91	12.91	
		Stride length (m)	6.41	6.37	6.20	6.46	6.71	6.44	6.26	6.46	6.45	6.48	6.71	6.40	
		Stride duration (s)	0.489	0.505	0.513	0.507	0.511	0.502	0.502	0.491	0.490	0.493	0.482	0.495	
		Stride efficiency (%)	64.15	63.42	60.08	65.19	70.37	64.75	61.27	65.27	65.06	65.52	70.27	63.98	
		Stride count	31.21	31.39	32.26	30.97	29.80	31.07	31.94	30.95	31.00	30.89	29.82	406.32	



Note: Horizontal distance axis grid lines are 200m furlongs.

Disclaimer.

HRNZ and NZMTC and Thoroughbred Ratings Pty Ltd accepts no responsibility for the completeness or accuracy of any of the information contained herein, and makes no representations about its suitability for any particular purpose. Users should make their own judgements about those matters and/or seek independent advice. You assume all risks associated with use of the data provided on this page.



Race Results



July 04, 2025, Race 6, WOODLANDS STUD THANKS BUYERS HANDICAP TROT, Distance 2600m, Addington - Survey 3200m

Result	TAB no.	Horse (Barrier)	2600 to	2400m to
5th	1	Love Walked In (4)	2400m	2200m
		Position in running (margin)	-	5(22.9)
		Sectional time (s)	20.34	14.62
		Cumulative time (s)	202.03	181.69
		Speed (m/s)	9.83	13.68
		Stride length (m)	5.00	6.46
		Stride duration (s)	0.501	0.472
		Stride efficiency (%)	38.99	65.27
		Stride count	40.04	30.95

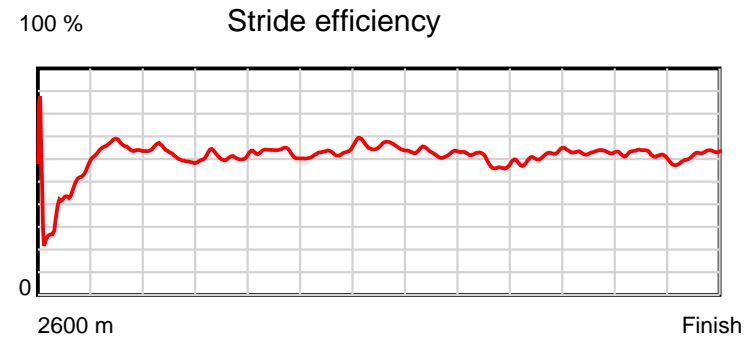
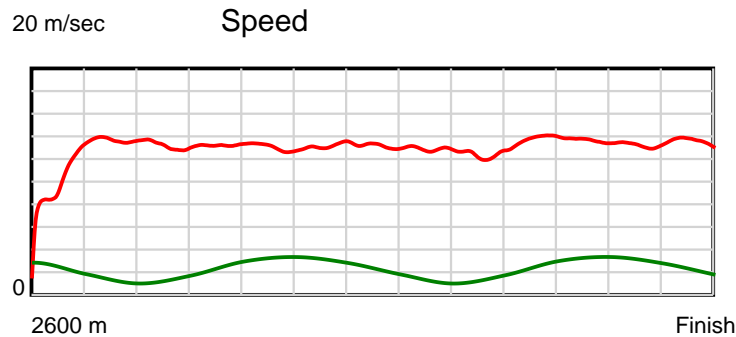
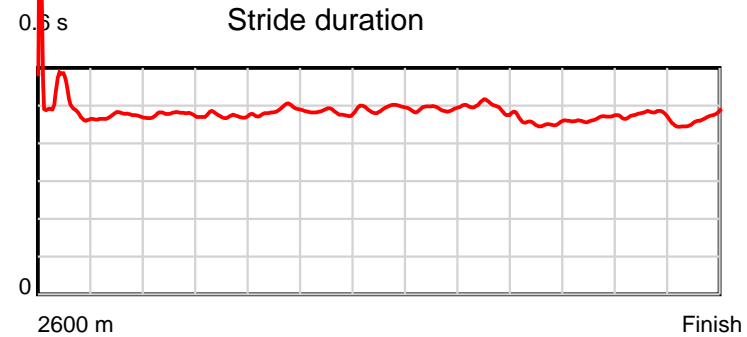
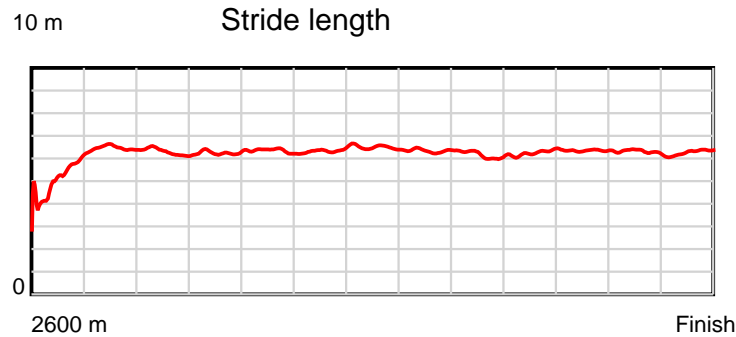
Disclaimer.

HRNZ and NZMTC and Thoroughbred Ratings Pty Ltd accepts no responsibility for the completeness or accuracy of any of the information contained herein, and makes no representations about its suitability for any particular purpose. Users should make their own judgements about those matters and/or seek independent advice. You assume all risks associated with use of the data provided on this page.

Race Results

July 04, 2025, Race 6, WOODLANDS STUD THANKS BUYERS HANDICAP TROT, Distance 2600m, Addington - Survey 3200m

Result	TAB no.	Horse (Barrier)	2200m to	2000m to	1800m to	1600m to	1400m to	1200m to	1000m to	800m to	600m to	400m to	200m to	Total or	Margin
5th	1	Love Walked In (4)	2000m	1800m	1600m	1400m	1200m	1000m	800m	600m	400m	200m	WP	Average	
		Position in running (margin)	5(25.0)	5(24.2)	6(19.7)	6(13.9)	6(11.4)	6(10.7)	6(10.1)	6(11.0)	6(6.8)	6(4.5)	6(6.2)		9.50
		Sectional time (s)	15.15	15.09	15.58	15.28	15.19	15.46	16.14	14.48	14.82	15.17	14.71		
		Cumulative time (s)	167.07	151.92	136.83	121.25	105.97	90.78	75.32	59.18	44.70	29.88	14.71	3:22.03	
		Speed (m/s)	13.20	13.25	12.84	13.09	13.17	12.94	12.39	13.81	13.50	13.18	13.60	12.87	
		Stride length (m)	6.30	6.27	6.25	6.32	6.50	6.36	6.16	6.27	6.28	6.27	6.30	6.19	
		Stride duration (s)	0.477	0.473	0.487	0.482	0.494	0.492	0.497	0.454	0.466	0.475	0.464	0.481	
		Stride efficiency (%)	62.05	61.47	61.10	62.32	66.03	63.20	59.22	61.47	61.64	61.36	62.08	59.78	
		Stride count	31.74	31.89	31.98	31.67	30.77	31.45	32.49	31.89	31.84	31.92	31.73	420.36	



Note: Horizontal distance axis grid lines are 200m furlongs.

Disclaimer.

HRNZ and NZMTC and Thoroughbred Ratings Pty Ltd accepts no responsibility for the completeness or accuracy of any of the information contained herein, and makes no representations about its suitability for any particular purpose. Users should make their own judgements about those matters and/or seek independent advice. You assume all risks associated with use of the data provided on this page.



Race Results



July 04, 2025, Race 6, WOODLANDS STUD THANKS BUYERS HANDICAP TROT, Distance 2600m, Addington - Survey 3200m

Result	TAB no.	Horse (Barrier)	2600 to	2400m to
6th	4	Moses (5)	2400m	2200m
		Position in running (margin)	-	1(0.0)
		Sectional time (s)	16.37	14.27
		Cumulative time (s)	202.78	186.41
		Speed (m/s)	12.22	14.02
		Stride length (m)	5.84	6.40
		Stride duration (s)	0.440	0.457
		Stride efficiency (%)	53.21	64.04
		Stride count	34.27	31.24

Disclaimer.

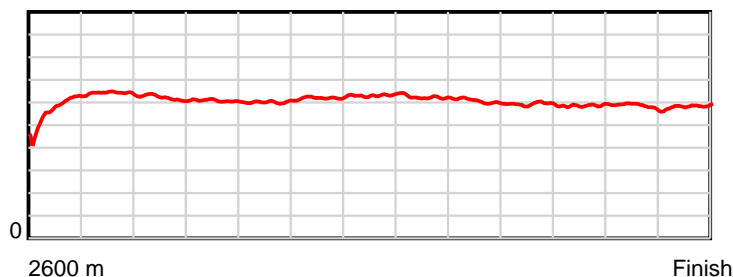
HRNZ and NZMTC and Thoroughbred Ratings Pty Ltd accepts no responsibility for the completeness or accuracy of any of the information contained herein, and makes no representations about its suitability for any particular purpose. Users should make their own judgements about those matters and/or seek independent advice. You assume all risks associated with use of the data provided on this page.

Race Results

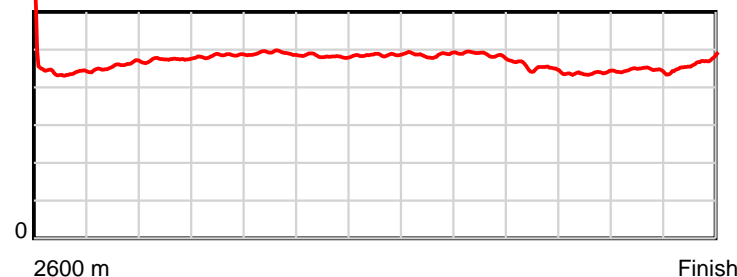
July 04, 2025, Race 6, WOODLANDS STUD THANKS BUYERS HANDICAP TROT, Distance 2600m, Addington - Survey 3200m

Result	TAB no.	Horse (Barrier)	2200m to	2000m to	1800m to	1600m to	1400m to	1200m to	1000m to	800m to	600m to	400m to	200m to	Total or	Margin
6th	4	Moses (5)	2000m	1800m	1600m	1400m	1200m	1000m	800m	600m	400m	200m	WP	Average	
		Position in running (margin)	1(0.0)	1(0.0)	1(0.0)	1(0.0)	1(0.0)	1(0.0)	1(0.0)	1(0.0)	1(0.0)	2(1.0)	4(3.8)		13.70
		Sectional time (s)	15.27	15.85	16.54	15.70	15.30	15.57	15.99	15.18	15.38	15.34	16.02		
		Cumulative time (s)	172.14	156.87	141.02	124.48	108.78	93.48	77.91	61.92	46.74	31.36	16.02	3:22.78	
		Speed (m/s)	13.10	12.62	12.09	12.74	13.07	12.85	12.51	13.18	13.00	13.04	12.48	12.82	
		Stride length (m)	6.20	6.11	5.94	6.14	6.35	6.26	6.08	5.97	5.68	5.80	5.82	6.04	
		Stride duration (s)	0.474	0.484	0.491	0.482	0.486	0.487	0.486	0.453	0.437	0.445	0.466	0.471	
		Stride efficiency (%)	60.08	58.32	55.07	59.00	63.02	61.17	57.82	55.76	50.49	52.54	52.85	56.96	
		Stride count	32.26	32.74	33.69	32.55	31.49	31.97	32.88	33.48	35.18	34.49	34.39	430.63	

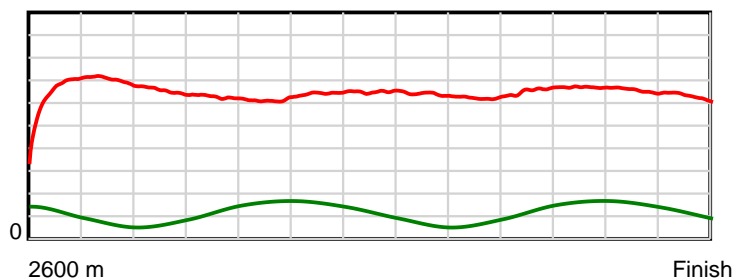
10 m Stride length



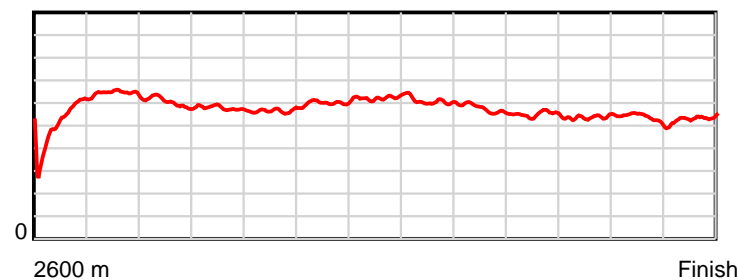
0.6 s Stride duration



20 m/sec Speed



100 % Stride efficiency



Note: Horizontal distance axis grid lines are 200m furlongs.

Disclaimer.

HRNZ and NZMTC and Thoroughbred Ratings Pty Ltd accepts no responsibility for the completeness or accuracy of any of the information contained herein, and makes no representations about its suitability for any particular purpose. Users should make their own judgements about those matters and/or seek independent advice. You assume all risks associated with use of the data provided on this page.



Race Results



July 04, 2025, Race 6, WOODLANDS STUD THANKS BUYERS HANDICAP TROT, Distance 2600m, Addington - Survey 3200m

Result	TAB no.	Horse (Barrier)	2600 to	2400m to
7th	7	Jimmy Carter (1)	2400m	2200m
		Position in running (margin)	-	7(34.4)
		Sectional time (s)	22.14	18.53
		Cumulative time (s)	211.97	189.83
		Speed (m/s)	9.03	10.79
		Stride length (m)	5.57	5.14
		Stride duration (s)	0.471	0.476
		Stride efficiency (%)	48.55	41.26
		Stride count	35.88	38.92

Disclaimer.

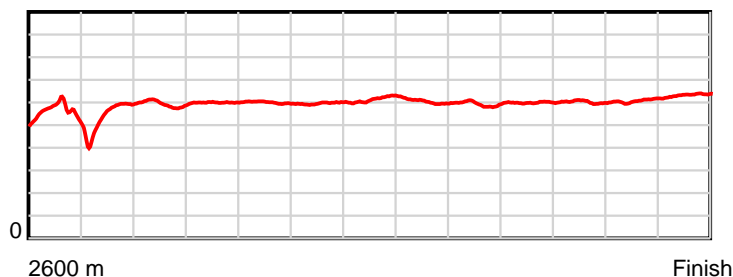
HRNZ and NZMTC and Thoroughbred Ratings Pty Ltd accepts no responsibility for the completeness or accuracy of any of the information contained herein, and makes no representations about its suitability for any particular purpose. Users should make their own judgements about those matters and/or seek independent advice. You assume all risks associated with use of the data provided on this page.

Race Results

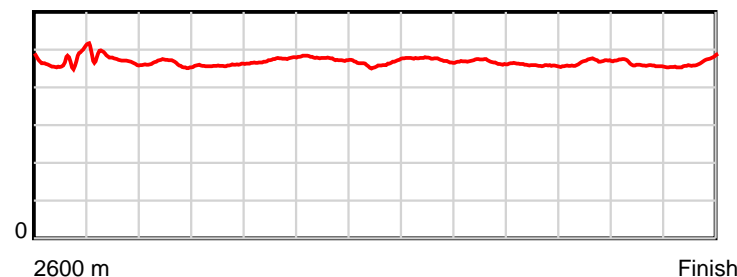
July 04, 2025, Race 6, WOODLANDS STUD THANKS BUYERS HANDICAP TROT, Distance 2600m, Addington - Survey 3200m

Result	TAB no.	Horse (Barrier)	2200m to	2000m to	1800m to	1600m to	1400m to	1200m to	1000m to	800m to	600m to	400m to	200m to	Total or	Margin
7th	7	Jimmy Carter (1)	2000m	1800m	1600m	1400m	1200m	1000m	800m	600m	400m	200m	WP	Average	
		Position in running (margin)	7(60.0)	7(62.2)	7(59.3)	7(55.9)	7(58.6)	7(57.8)	7(58.7)	7(57.7)	7(58.8)	7(62.3)	7(65.0)		64.70
		Sectional time (s)	15.65	15.36	15.98	16.15	15.16	15.73	15.81	15.37	15.79	15.34	14.96		
		Cumulative time (s)	171.30	155.65	140.29	124.31	108.16	93.00	77.27	61.46	46.09	30.30	14.96	3:31.97	
		Speed (m/s)	12.78	13.02	12.52	12.38	13.19	12.71	12.65	13.01	12.67	13.04	13.37	12.27	
		Stride length (m)	5.91	5.97	5.92	5.90	6.11	6.02	5.92	5.96	5.92	6.00	6.25	5.88	
		Stride duration (s)	0.463	0.458	0.473	0.476	0.463	0.473	0.468	0.458	0.467	0.460	0.467	0.479	
		Stride efficiency (%)	54.62	55.64	54.84	54.31	58.40	56.65	54.68	55.56	54.75	56.32	60.98	54.01	
		Stride count	33.83	33.52	33.76	33.93	32.72	33.22	33.81	33.54	33.79	33.31	32.02	442.25	

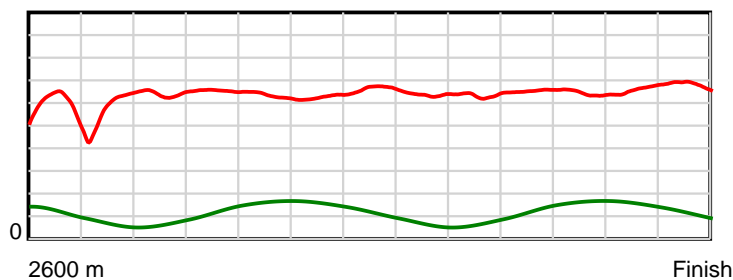
10 m Stride length



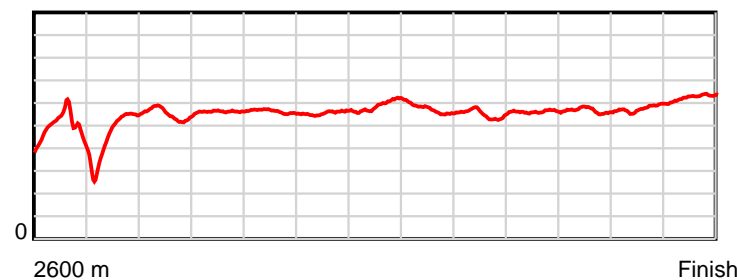
0.6 s Stride duration



20 m/sec Speed



100 % Stride efficiency



Note: Horizontal distance axis grid lines are 200m furlongs.

Disclaimer.

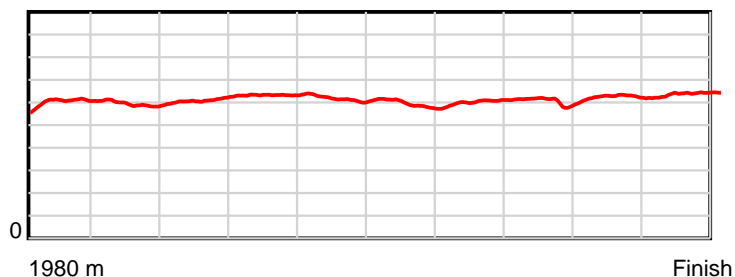
HRNZ and NZMTC and Thoroughbred Ratings Pty Ltd accepts no responsibility for the completeness or accuracy of any of the information contained herein, and makes no representations about its suitability for any particular purpose. Users should make their own judgements about those matters and/or seek independent advice. You assume all risks associated with use of the data provided on this page.

Race Results

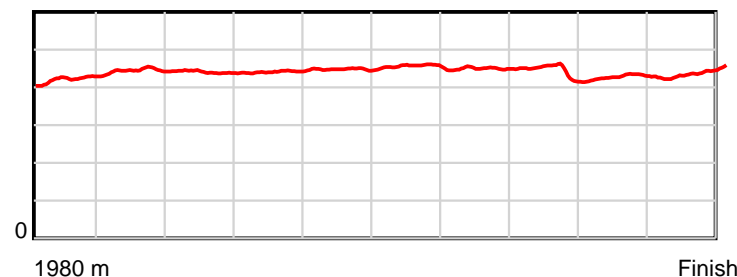
July 04, 2025, Race 7, , Distance 1980m, Addington - Survey 1980m

Result	TAB no.	Horse (Barrier)	1980 to	1800m to	1600m to	1400m to	1200m to	1000m to	800m to	600m to	400m to	200m to	Total or	Margin
1st	6	Magician (6)	1800m	1600m	1400m	1200m	1000m	800m	600m	400m	200m	WP	Average	
		Position in running (margin)	-	6(5.0)	6(8.5)	6(7.7)	6(7.0)	6(4.9)	7(5.8)	6(4.8)	6(4.9)	2(2.4)		0.00
		Sectional time (s)	12.82	15.49	14.72	14.00	14.71	15.61	14.94	14.89	14.14	13.69		
		Cumulative time (s)	145.01	132.19	116.70	101.98	87.98	73.27	57.66	42.72	27.83	13.69	2:25.01	
		Speed (m/s)	14.04	12.91	13.59	14.29	13.60	12.81	13.39	13.43	14.14	14.61	13.65	
		Stride length (m)	5.97	5.74	5.98	6.31	6.09	5.84	6.02	5.92	6.06	6.41	6.03	
		Stride duration (s)	0.422	0.445	0.440	0.442	0.448	0.456	0.450	0.441	0.428	0.439	0.442	
		Stride efficiency (%)	55.74	51.50	55.90	62.15	57.92	53.24	56.70	54.70	57.39	64.28	56.80	
		Stride count	30.14	34.84	33.44	31.71	32.85	34.26	33.20	33.80	33.00	31.18	328.42	

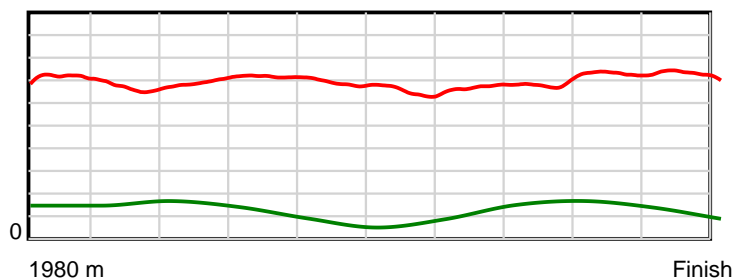
10 m Stride length



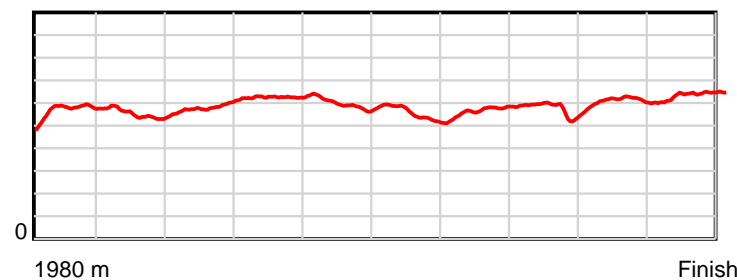
0.6 s Stride duration



20 m/sec Speed



100 % Stride efficiency



Note: Horizontal distance axis grid lines are 200m furlongs.

Disclaimer.

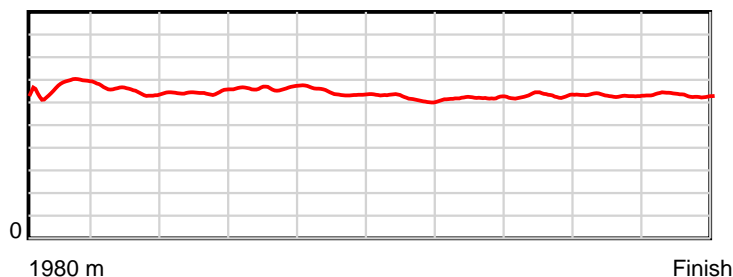
HRNZ and NZMTC and Thoroughbred Ratings Pty Ltd accepts no responsibility for the completeness or accuracy of any of the information contained herein, and makes no representations about its suitability for any particular purpose. Users should make their own judgements about those matters and/or seek independent advice. You assume all risks associated with use of the data provided on this page.

Race Results

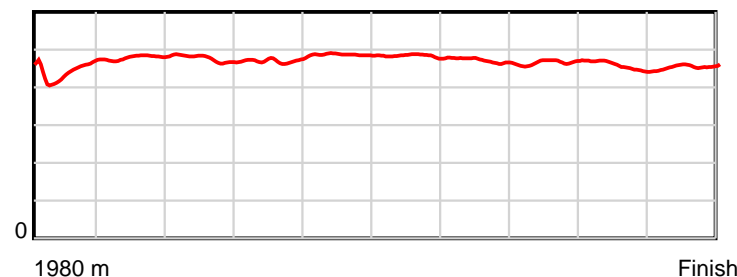
July 04, 2025, Race 7, , Distance 1980m, Addington - Survey 1980m

Result	TAB no.	Horse (Barrier)	1980 to	1800m to	1600m to	1400m to	1200m to	1000m to	800m to	600m to	400m to	200m to	Total or	Margin
2nd	5	Amass (5)	1800m	1600m	1400m	1200m	1000m	800m	600m	400m	200m	WP	Average	
		Position in running (margin)	-	1(0.0)	1(0.0)	1(0.0)	1(0.0)	1(0.0)	1(0.0)	1(0.0)	1(0.0)	1(0.0)		0.70
		Sectional time (s)	11.74	14.90	14.86	14.12	15.05	15.47	15.10	14.89	14.55	14.45		
		Cumulative time (s)	145.13	133.39	118.49	103.63	89.51	74.46	58.99	43.89	29.00	14.45	2:25.13	
		Speed (m/s)	15.33	13.42	13.46	14.16	13.29	12.93	13.25	13.43	13.75	13.84	13.64	
		Stride length (m)	6.68	6.43	6.40	6.67	6.47	6.25	6.24	6.26	6.26	6.31	6.39	
		Stride duration (s)	0.441	0.479	0.476	0.471	0.487	0.483	0.471	0.466	0.456	0.456	0.468	
		Stride efficiency (%)	69.66	64.60	64.07	69.61	65.38	61.02	60.83	61.25	61.28	62.14	63.81	
		Stride count	26.96	31.11	31.23	29.97	30.92	32.01	32.06	31.94	31.94	31.72	309.86	

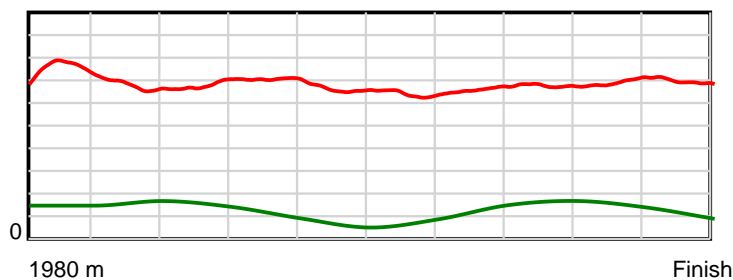
10 m Stride length



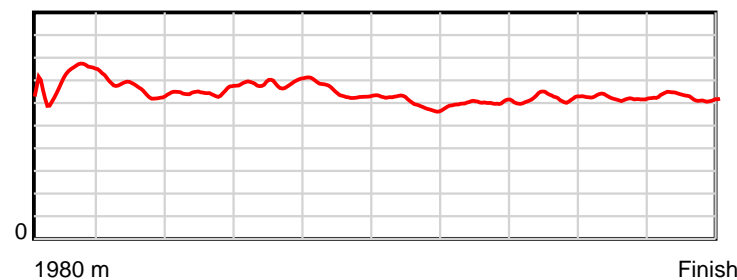
0.6 s Stride duration



20 m/sec Speed



100 % Stride efficiency



Note: Horizontal distance axis grid lines are 200m furlongs.

Disclaimer.

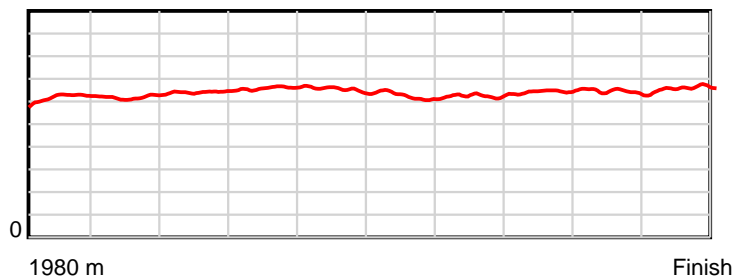
HRNZ and NZMTC and Thoroughbred Ratings Pty Ltd accepts no responsibility for the completeness or accuracy of any of the information contained herein, and makes no representations about its suitability for any particular purpose. Users should make their own judgements about those matters and/or seek independent advice. You assume all risks associated with use of the data provided on this page.

Race Results

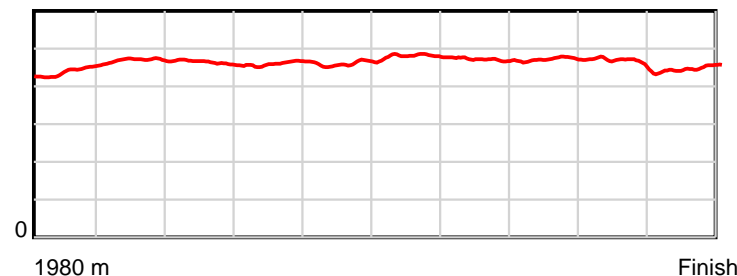
July 04, 2025, Race 7, , Distance 1980m, Addington - Survey 1980m

Result	TAB no.	Horse (Barrier)	1980 to	1800m to	1600m to	1400m to	1200m to	1000m to	800m to	600m to	400m to	200m to	Total or	Margin
3rd	8	Always B You (8)	1800m	1600m	1400m	1200m	1000m	800m	600m	400m	200m	WP	Average	
		Position in running (margin)	-	8(6.3)	8(12.5)	8(12.3)	8(11.2)	7(6.0)	6(5.7)	7(5.7)	8(5.9)	8(6.0)		2.10
		Sectional time (s)	12.97	15.93	14.83	13.95	14.17	15.43	15.10	14.91	14.57	13.54		
		Cumulative time (s)	145.40	132.43	116.50	101.67	87.72	73.55	58.12	43.02	28.11	13.54	2:25.40	
		Speed (m/s)	13.87	12.55	13.49	14.34	14.11	12.96	13.25	13.41	13.73	14.77	13.62	
		Stride length (m)	6.15	5.89	6.25	6.61	6.50	6.24	6.24	6.32	6.36	6.61	6.31	
		Stride duration (s)	0.440	0.469	0.463	0.461	0.460	0.481	0.471	0.472	0.464	0.448	0.464	
		Stride efficiency (%)	59.18	54.28	60.94	68.22	65.98	60.78	60.92	62.49	63.26	68.37	62.27	
		Stride count	29.25	33.93	32.03	30.27	30.78	32.07	32.03	31.63	31.43	30.24	313.66	

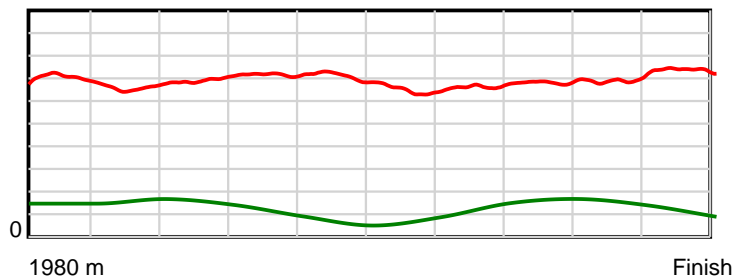
10 m Stride length



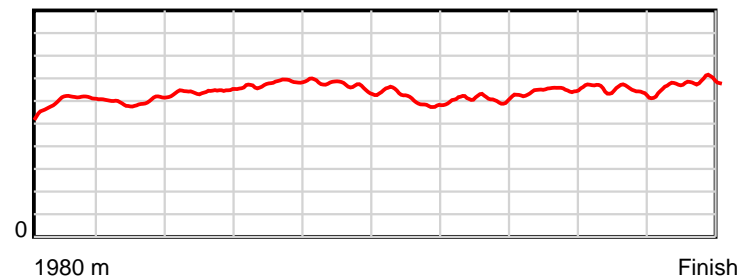
0.6 s Stride duration



20 m/sec Speed



100 % Stride efficiency



Note: Horizontal distance axis grid lines are 200m furlongs.

Disclaimer.

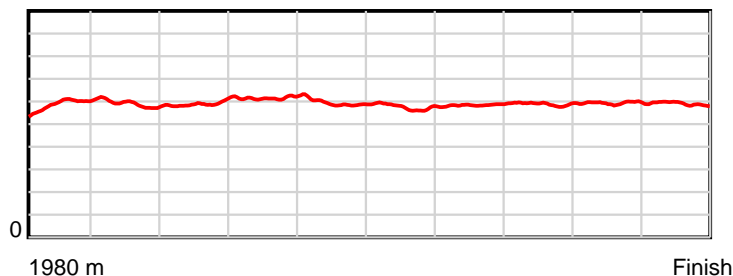
HRNZ and NZMTC and Thoroughbred Ratings Pty Ltd accepts no responsibility for the completeness or accuracy of any of the information contained herein, and makes no representations about its suitability for any particular purpose. Users should make their own judgements about those matters and/or seek independent advice. You assume all risks associated with use of the data provided on this page.

Race Results

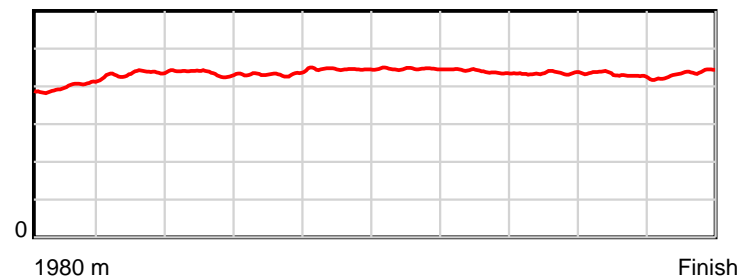
July 04, 2025, Race 7, , Distance 1980m, Addington - Survey 1980m

Result	TAB no.	Horse (Barrier)	1980 to	1800m to	1600m to	1400m to	1200m to	1000m to	800m to	600m to	400m to	200m to	Total or	Margin
4th	2	Stickifingers (2)	1800m	1600m	1400m	1200m	1000m	800m	600m	400m	200m	WP	Average	
		Position in running (margin)	-	2(2.9)	2(2.4)	2(1.8)	3(1.5)	3(1.5)	3(2.0)	3(1.9)	3(2.0)	3(2.6)		5.30
		Sectional time (s)	12.30	14.82	14.77	14.06	15.06	15.54	15.09	14.90	14.66	14.77		
		Cumulative time (s)	145.97	133.67	118.85	104.08	90.02	74.96	59.42	44.33	29.43	14.77	2:25.97	
		Speed (m/s)	14.63	13.50	13.54	14.22	13.28	12.87	13.25	13.42	13.64	13.54	13.56	
		Stride length (m)	5.87	5.86	5.90	6.15	5.92	5.75	5.83	5.83	5.88	5.88	5.89	
		Stride duration (s)	0.399	0.434	0.436	0.432	0.446	0.446	0.440	0.435	0.431	0.434	0.434	
		Stride efficiency (%)	53.84	53.75	54.45	59.05	54.73	51.58	53.14	53.14	53.96	54.06	54.13	
		Stride count	30.67	34.10	33.88	32.54	33.79	34.81	34.30	34.30	34.04	34.00	336.43	

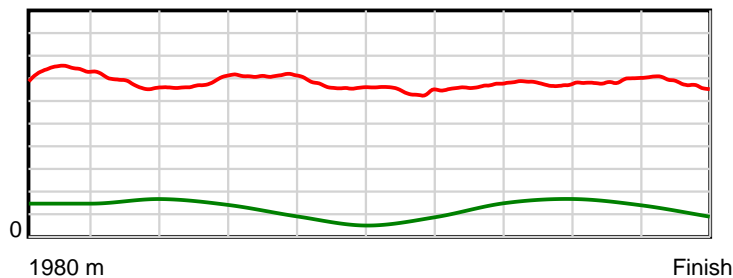
10 m Stride length



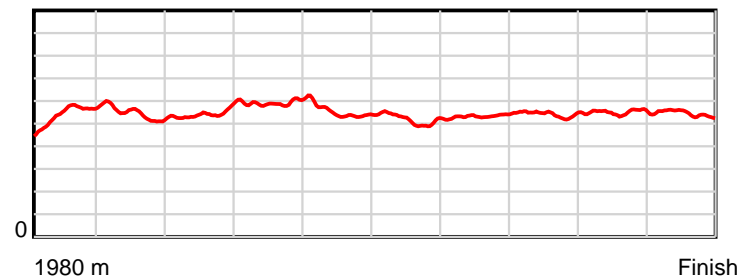
0.6 s Stride duration



20 m/sec Speed



100 % Stride efficiency



Note: Horizontal distance axis grid lines are 200m furlongs.

Disclaimer.

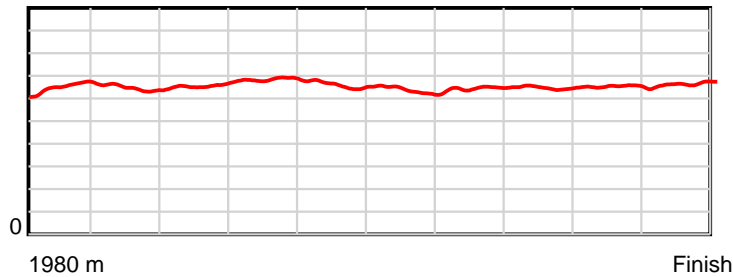
HRNZ and NZMTC and Thoroughbred Ratings Pty Ltd accepts no responsibility for the completeness or accuracy of any of the information contained herein, and makes no representations about its suitability for any particular purpose. Users should make their own judgements about those matters and/or seek independent advice. You assume all risks associated with use of the data provided on this page.

Race Results

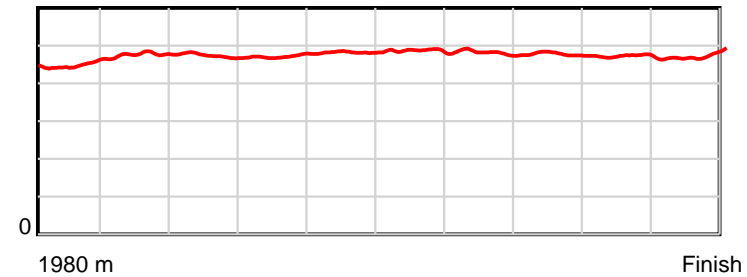
July 04, 2025, Race 7, , Distance 1980m, Addington - Survey 1980m

Result	TAB no.	Horse (Barrier)	1980 to	1800m to	1600m to	1400m to	1200m to	1000m to	800m to	600m to	400m to	200m to	Total or	Margin
5th	3	Matai Harry (3)	1800m	1600m	1400m	1200m	1000m	800m	600m	400m	200m	WP	Average	
		Position in running (margin)	-	5(4.7)	5(5.1)	5(5.3)	5(4.0)	4(2.7)	4(3.7)	4(2.5)	4(4.0)	7(5.4)		5.90
		Sectional time (s)	12.71	14.97	14.89	13.90	14.83	15.64	14.90	15.15	14.78	14.30		
		Cumulative time (s)	146.07	133.36	118.39	103.50	89.60	74.77	59.13	44.23	29.08	14.30	2:26.07	
		Speed (m/s)	14.16	13.36	13.43	14.39	13.49	12.79	13.42	13.20	13.53	13.99	13.55	
		Stride length (m)	6.42	6.36	6.35	6.79	6.50	6.22	6.47	6.30	6.38	6.64	6.44	
		Stride duration (s)	0.448	0.476	0.473	0.472	0.482	0.487	0.482	0.477	0.471	0.475	0.475	
		Stride efficiency (%)	64.42	63.23	63.10	72.07	65.94	60.51	65.37	62.05	63.55	68.95	64.81	
		Stride count	28.03	31.44	31.47	29.45	30.79	32.14	30.92	31.74	31.36	30.11	307.45	

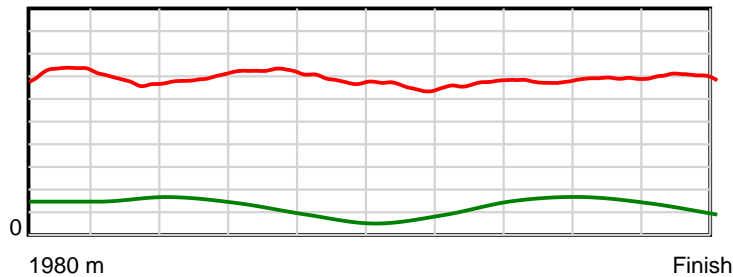
10 m Stride length



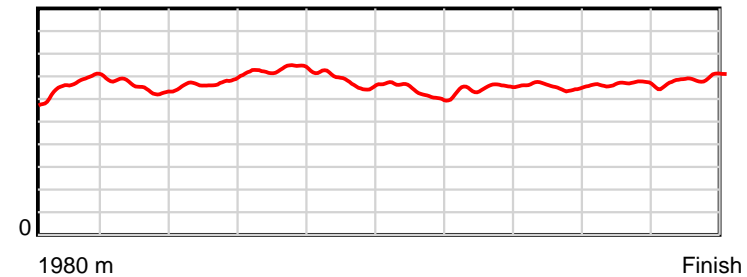
0.6 s Stride duration



20 m/sec Speed



100 % Stride efficiency



Note: Horizontal distance axis grid lines are 200m furlongs.

Disclaimer.

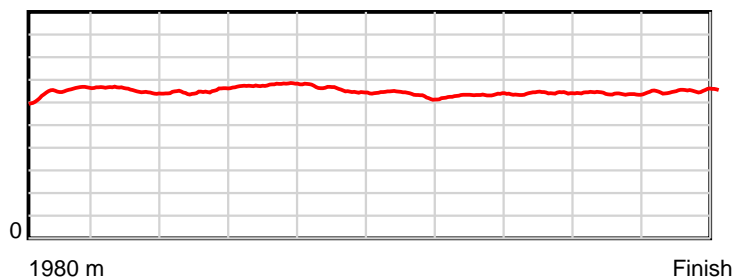
HRNZ and NZMTC and Thoroughbred Ratings Pty Ltd accepts no responsibility for the completeness or accuracy of any of the information contained herein, and makes no representations about its suitability for any particular purpose. Users should make their own judgements about those matters and/or seek independent advice. You assume all risks associated with use of the data provided on this page.

Race Results

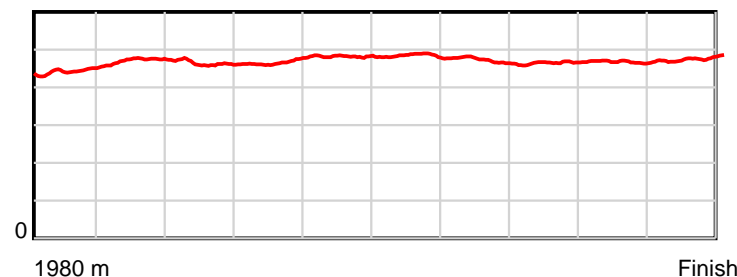
July 04, 2025, Race 7, , Distance 1980m, Addington - Survey 1980m

Result	TAB no.	Horse (Barrier)	1980 to	1800m to	1600m to	1400m to	1200m to	1000m to	800m to	600m to	400m to	200m to	Total or	Margin
6th	4	Miki Knows (4)	1800m	1600m	1400m	1200m	1000m	800m	600m	400m	200m	WP	Average	
		Position in running (margin)	-	3(3.7)	3(3.6)	3(2.3)	2(0.7)	2(1.4)	2(1.8)	2(0.6)	2(0.8)	4(3.4)		6.40
		Sectional time (s)	12.48	14.89	14.65	13.85	15.16	15.54	14.91	14.92	14.99	14.77		
		Cumulative time (s)	146.16	133.68	118.79	104.14	90.29	75.13	59.59	44.68	29.76	14.77	2:26.16	
		Speed (m/s)	14.42	13.43	13.65	14.44	13.19	12.87	13.41	13.40	13.34	13.54	13.55	
		Stride length (m)	6.45	6.33	6.31	6.74	6.35	6.23	6.32	6.24	6.23	6.45	6.36	
		Stride duration (s)	0.443	0.471	0.463	0.467	0.481	0.484	0.471	0.465	0.467	0.476	0.470	
		Stride efficiency (%)	65.10	62.60	62.31	70.98	63.00	60.58	62.38	60.82	60.73	64.95	63.23	
		Stride count	27.89	31.60	31.67	29.67	31.50	32.12	31.65	32.06	32.08	31.02	311.26	

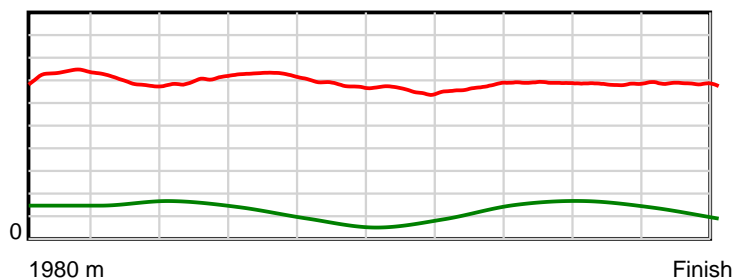
10 m Stride length



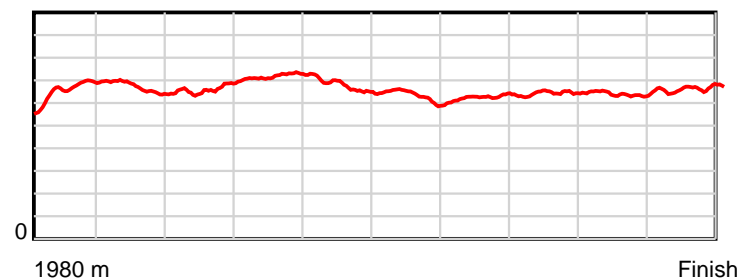
0.6 s Stride duration



20 m/sec Speed



100 % Stride efficiency



Note: Horizontal distance axis grid lines are 200m furlongs.

Disclaimer.

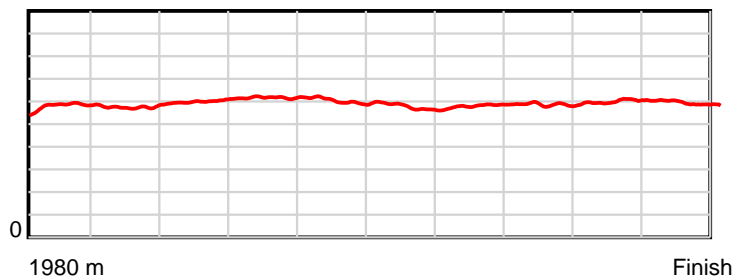
HRNZ and NZMTC and Thoroughbred Ratings Pty Ltd accepts no responsibility for the completeness or accuracy of any of the information contained herein, and makes no representations about its suitability for any particular purpose. Users should make their own judgements about those matters and/or seek independent advice. You assume all risks associated with use of the data provided on this page.

Race Results

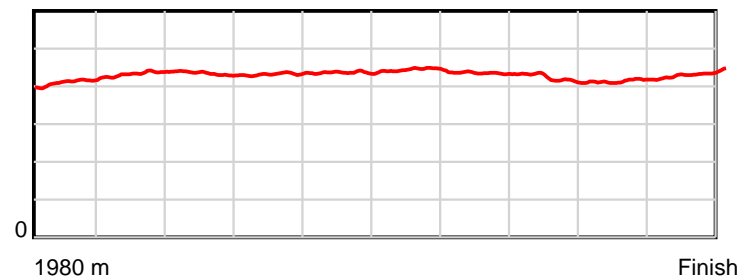
July 04, 2025, Race 7, , Distance 1980m, Addington - Survey 1980m

Result	TAB no.	Horse (Barrier)	1980 to	1800m to	1600m to	1400m to	1200m to	1000m to	800m to	600m to	400m to	200m to	Total or	Margin
7th	7	Spirit Of Anar... (7)	1800m	1600m	1400m	1200m	1000m	800m	600m	400m	200m	WP	Average	
		Position in running (margin)	-	7(6.0)	7(10.3)	7(9.5)	7(8.8)	8(6.7)	8(7.4)	8(6.3)	7(5.8)	5(4.2)		6.60
		Sectional time (s)	12.83	15.62	14.74	14.00	14.70	15.59	14.91	14.82	14.29	14.70		
		Cumulative time (s)	146.20	133.37	117.75	103.01	89.01	74.31	58.72	43.81	28.99	14.70	2:26.20	
		Speed (m/s)	14.02	12.80	13.57	14.29	13.61	12.83	13.41	13.50	14.00	13.61	13.54	
		Stride length (m)	5.78	5.55	5.89	6.18	5.94	5.69	5.84	5.68	5.80	5.91	5.82	
		Stride duration (s)	0.411	0.433	0.434	0.432	0.437	0.444	0.435	0.421	0.415	0.434	0.430	
		Stride efficiency (%)	52.17	48.12	54.22	59.66	55.14	50.61	53.21	50.40	52.63	54.57	52.96	
		Stride count	31.15	36.04	33.95	32.37	33.67	35.14	34.27	35.22	34.46	33.84	340.11	

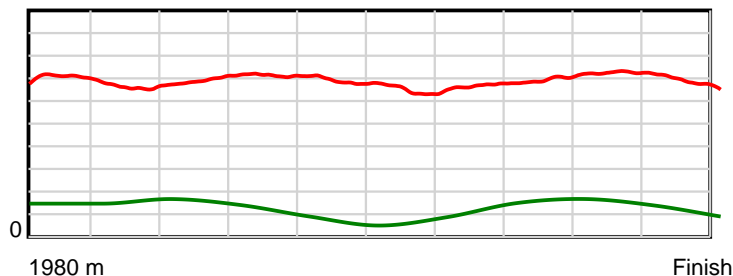
10 m Stride length



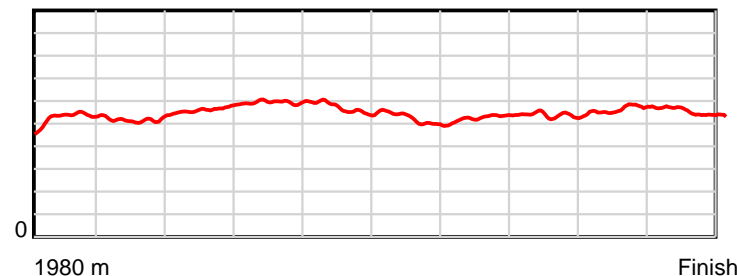
0.6 s Stride duration



20 m/sec Speed



100 % Stride efficiency



Note: Horizontal distance axis grid lines are 200m furlongs.

Disclaimer.

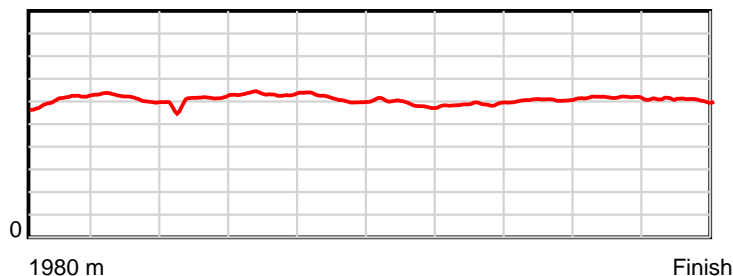
HRNZ and NZMTC and Thoroughbred Ratings Pty Ltd accepts no responsibility for the completeness or accuracy of any of the information contained herein, and makes no representations about its suitability for any particular purpose. Users should make their own judgements about those matters and/or seek independent advice. You assume all risks associated with use of the data provided on this page.

Race Results

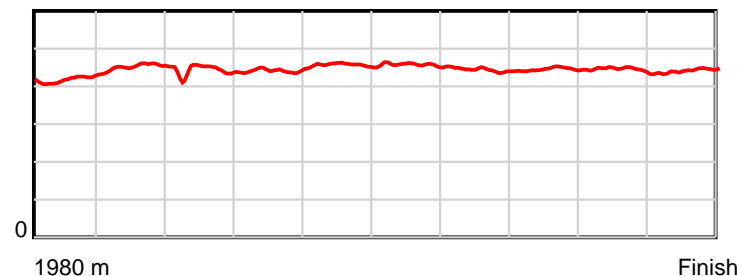
July 04, 2025, Race 7, , Distance 1980m, Addington - Survey 1980m

Result	TAB no.	Horse (Barrier)	1980 to	1800m to	1600m to	1400m to	1200m to	1000m to	800m to	600m to	400m to	200m to	Total or	Margin
8th	1	Dancing Desire (1)	1800m	1600m	1400m	1200m	1000m	800m	600m	400m	200m	WP	Average	
		Position in running (margin)	-	4(4.3)	4(4.8)	4(4.1)	4(3.2)	5(3.7)	5(4.2)	5(3.8)	5(4.7)	6(5.0)		7.10
		Sectional time (s)	12.63	14.98	14.74	13.97	15.13	15.56	15.02	15.05	14.59	14.62		
		Cumulative time (s)	146.29	133.66	118.68	103.94	89.97	74.84	59.28	44.26	29.21	14.62	2:26.29	
		Speed (m/s)	14.25	13.35	13.57	14.32	13.22	12.85	13.32	13.29	13.71	13.68	13.53	
		Stride length (m)	6.04	6.04	5.98	6.32	6.04	5.88	5.91	5.92	6.09	6.05	6.02	
		Stride duration (s)	0.418	0.452	0.441	0.441	0.457	0.457	0.444	0.446	0.444	0.443	0.445	
		Stride efficiency (%)	56.99	57.03	55.85	62.34	57.08	53.98	54.52	54.82	57.89	57.28	56.71	
		Stride count	29.80	33.11	33.45	31.67	33.09	34.03	33.86	33.77	32.86	33.04	328.68	

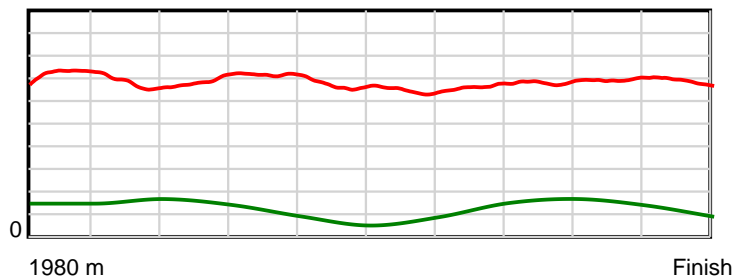
10 m Stride length



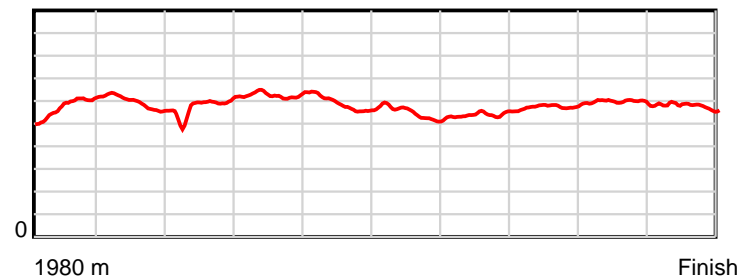
0.6 s Stride duration



20 m/sec Speed



100 % Stride efficiency



Note: Horizontal distance axis grid lines are 200m furlongs.

Disclaimer.

HRNZ and NZMTC and Thoroughbred Ratings Pty Ltd accepts no responsibility for the completeness or accuracy of any of the information contained herein, and makes no representations about its suitability for any particular purpose. Users should make their own judgements about those matters and/or seek independent advice. You assume all risks associated with use of the data provided on this page.



Race Results



July 04, 2025, Race 8, GIRLS ON TOUR SYNDICATE 'SILK ROAD' WINTER SERIES (HCP TROT), Distance 2600m, Addington - Survey 3200m

Result	TAB no.	Horse (Barrier)	2600 to	2400m to
1st	9	I Dream Of Jea... (3)	2400m	2200m
		Position in running (margin)	-	7(12.4)
		Sectional time (s)	18.26	15.41
		Cumulative time (s)	203.14	184.88
		Speed (m/s)	10.96	12.98
		Stride length (m)	6.10	6.34
		Stride duration (s)	0.466	0.489
		Stride efficiency (%)	58.22	62.85
		Stride count	32.77	31.54

Disclaimer.

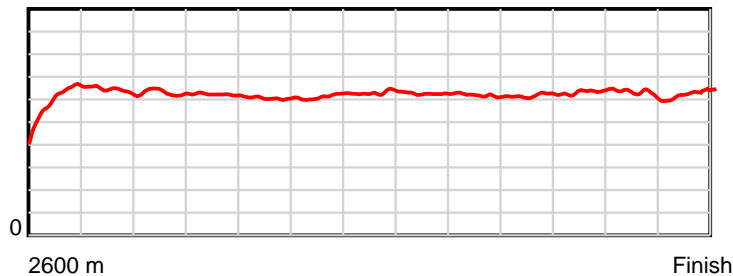
HRNZ and NZMTC and Thoroughbred Ratings Pty Ltd accepts no responsibility for the completeness or accuracy of any of the information contained herein, and makes no representations about its suitability for any particular purpose. Users should make their own judgements about those matters and/or seek independent advice. You assume all risks associated with use of the data provided on this page.

Race Results

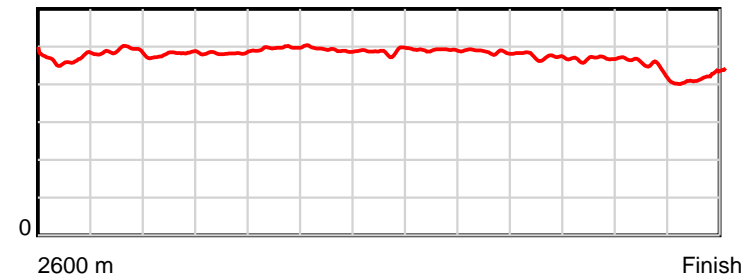
July 04, 2025, Race 8, GIRLS ON TOUR SYNDICATE 'SILK ROAD' WINTER SERIES (HCP TROT), Distance 2600m, Addington - Survey 3200m

Result	TAB no.	Horse (Barrier)	2200m to	2000m to	1800m to	1600m to	1400m to	1200m to	1000m to	800m to	600m to	400m to	200m to	Total or	Margin
1st	9	I Dream Of Jea... (3)	2000m	1800m	1600m	1400m	1200m	1000m	800m	600m	400m	200m	WP	Average	
		Position in running (margin)	6(12.6)	6(7.0)	6(7.8)	6(7.0)	7(6.7)	6(5.5)	6(5.0)	6(4.6)	6(4.2)	6(5.1)	5(3.0)		0.00
		Sectional time (s)	15.38	15.49	16.73	16.39	15.37	15.98	15.91	15.30	15.10	14.46	13.36		
		Cumulative time (s)	169.47	154.09	138.60	121.87	105.48	90.11	74.13	58.22	42.92	27.82	13.36	3:23.14	
		Speed (m/s)	13.00	12.91	11.95	12.20	13.01	12.52	12.57	13.07	13.25	13.83	14.97	12.80	
		Stride length (m)	6.25	6.23	5.94	6.00	6.35	6.14	6.11	6.19	6.20	6.13	6.27	6.17	
		Stride duration (s)	0.480	0.482	0.497	0.492	0.488	0.491	0.486	0.474	0.469	0.443	0.419	0.482	
		Stride efficiency (%)	60.97	60.61	55.05	56.26	63.08	58.99	58.28	59.94	60.15	58.73	61.44	59.52	
		Stride count	32.02	32.11	33.70	33.33	31.48	32.55	32.75	32.29	32.24	32.62	31.90	421.30	

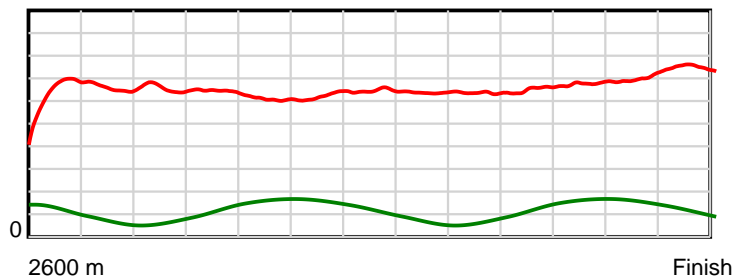
10 m Stride length



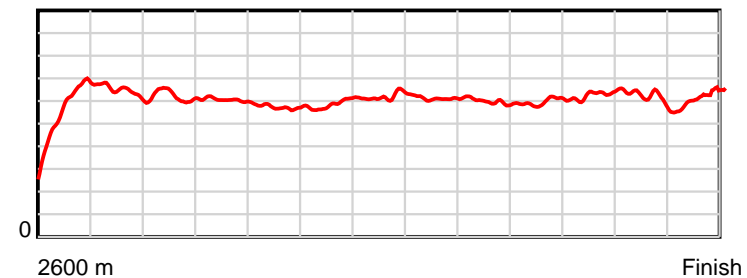
0.6 s Stride duration



20 m/sec Speed



100 % Stride efficiency



Note: Horizontal distance axis grid lines are 200m furlongs.

Disclaimer.

HRNZ and NZMTC and Thoroughbred Ratings Pty Ltd accepts no responsibility for the completeness or accuracy of any of the information contained herein, and makes no representations about its suitability for any particular purpose. Users should make their own judgements about those matters and/or seek independent advice. You assume all risks associated with use of the data provided on this page.



Race Results



July 04, 2025, Race 8, GIRLS ON TOUR SYNDICATE 'SILK ROAD' WINTER SERIES (HCP TROT), Distance 2600m, Addington - Survey 3200m

Result	TAB no.	Horse (Barrier)	2600 to	2400m to
2nd	1	Princess Sadie (1)	2400m	2200m
		Position in running (margin)	-	4(7.9)
		Sectional time (s)	17.54	15.39
		Cumulative time (s)	203.43	185.89
		Speed (m/s)	11.40	13.00
		Stride length (m)	5.41	5.94
		Stride duration (s)	0.458	0.457
		Stride efficiency (%)	45.73	55.13
		Stride count	36.97	33.67

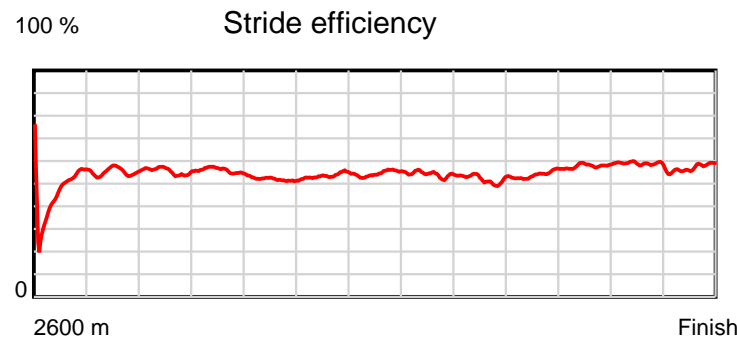
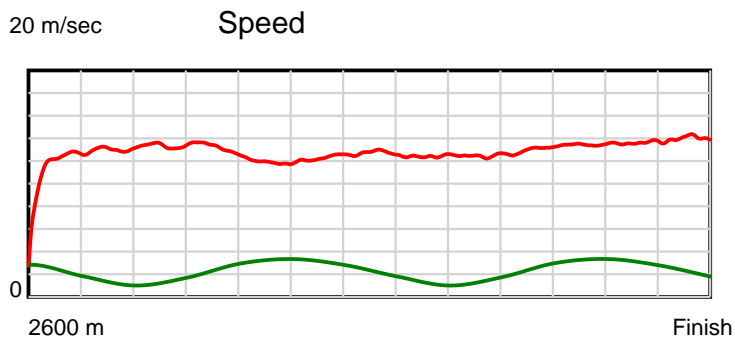
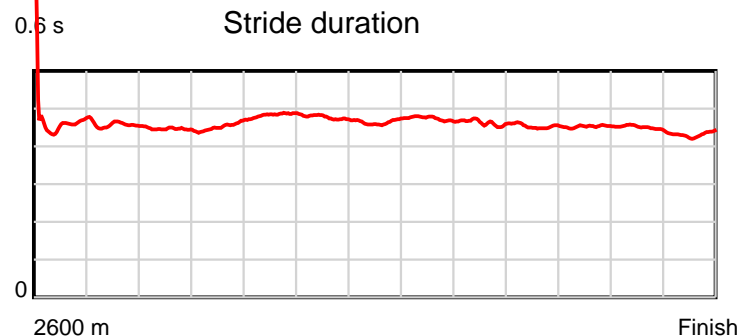
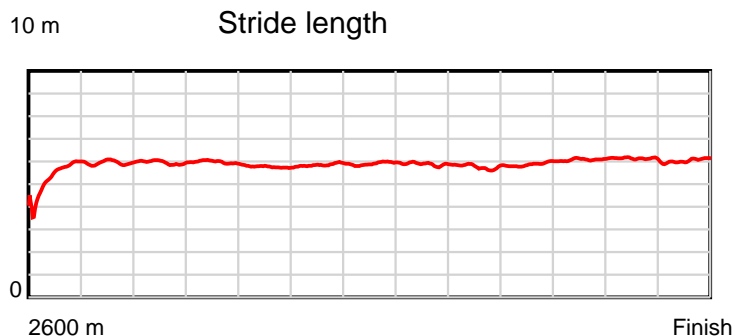
Disclaimer.

HRNZ and NZMTC and Thoroughbred Ratings Pty Ltd accepts no responsibility for the completeness or accuracy of any of the information contained herein, and makes no representations about its suitability for any particular purpose. Users should make their own judgements about those matters and/or seek independent advice. You assume all risks associated with use of the data provided on this page.

Race Results

July 04, 2025, Race 8, GIRLS ON TOUR SYNDICATE 'SILK ROAD' WINTER SERIES (HCP TROT), Distance 2600m, Addington - Survey 3200m

Result	TAB no.	Horse (Barrier)	2200m to	2000m to	1800m to	1600m to	1400m to	1200m to	1000m to	800m to	600m to	400m to	200m to	Total or	Margin
2nd	1	Princess Sadie (1)	2000m	1800m	1600m	1400m	1200m	1000m	800m	600m	400m	200m	WP	Average	
		Position in running (margin)	4(8.0)	2(1.3)	1(0.0)	1(0.0)	1(0.0)	1(0.0)	1(0.0)	1(0.0)	1(0.0)	1(0.0)	1(0.0)		1.60
		Sectional time (s)	15.23	15.12	16.87	16.44	15.58	16.05	15.97	15.36	14.97	14.80	14.11		
		Cumulative time (s)	170.50	155.27	140.15	123.28	106.84	91.26	75.21	59.24	43.88	28.91	14.11	3:23.43	
		Speed (m/s)	13.13	13.23	11.86	12.17	12.84	12.46	12.52	13.02	13.36	13.51	14.17	12.78	
		Stride length (m)	5.86	5.99	5.73	5.79	5.96	5.90	5.79	5.90	6.04	6.07	6.13	5.88	
		Stride duration (s)	0.446	0.453	0.483	0.476	0.464	0.473	0.463	0.453	0.452	0.449	0.433	0.460	
		Stride efficiency (%)	53.68	56.05	51.29	52.46	55.55	54.31	52.40	54.38	57.10	57.61	58.78	54.04	
		Stride count	34.12	33.39	34.91	34.52	33.55	33.92	34.54	33.90	33.09	32.94	32.61	442.13	



Note: Horizontal distance axis grid lines are 200m furlongs.

Disclaimer.

HRNZ and NZMTC and Thoroughbred Ratings Pty Ltd accepts no responsibility for the completeness or accuracy of any of the information contained herein, and makes no representations about its suitability for any particular purpose. Users should make their own judgements about those matters and/or seek independent advice. You assume all risks associated with use of the data provided on this page.



Race Results



July 04, 2025, Race 8, GIRLS ON TOUR SYNDICATE 'SILK ROAD' WINTER SERIES (HCP TROT), Distance 2600m, Addington - Survey 3200m

Result	TAB no.	Horse (Barrier)	2600 to	2400m to
3rd	10	Paige (5)	2400m	2200m
		Position in running (margin)	-	6(10.6)
		Sectional time (s)	17.98	15.35
		Cumulative time (s)	203.50	185.52
		Speed (m/s)	11.13	13.03
		Stride length (m)	5.76	5.89
		Stride duration (s)	0.439	0.452
		Stride efficiency (%)	51.87	54.23
		Stride count	34.72	33.95

Disclaimer.

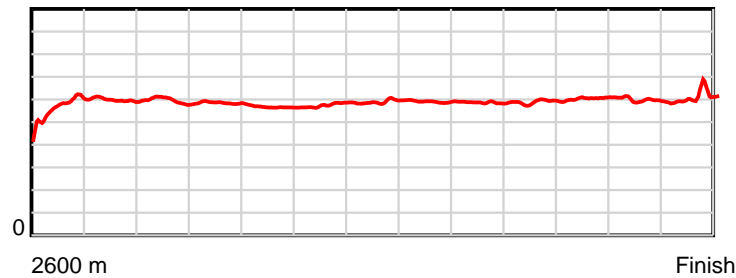
HRNZ and NZMTC and Thoroughbred Ratings Pty Ltd accepts no responsibility for the completeness or accuracy of any of the information contained herein, and makes no representations about its suitability for any particular purpose. Users should make their own judgements about those matters and/or seek independent advice. You assume all risks associated with use of the data provided on this page.

Race Results

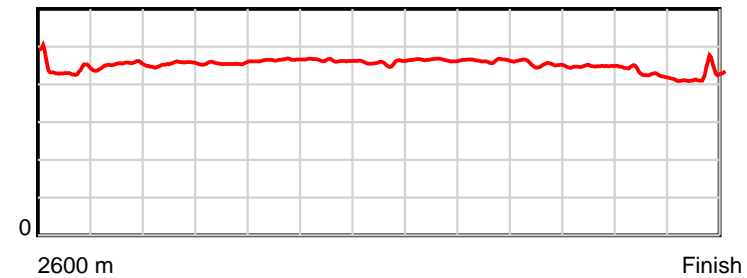
July 04, 2025, Race 8, GIRLS ON TOUR SYNDICATE 'SILK ROAD' WINTER SERIES (HCP TROT), Distance 2600m, Addington - Survey 3200m

Result	TAB no.	Horse (Barrier)	2200m to	2000m to	1800m to	1600m to	1400m to	1200m to	1000m to	800m to	600m to	400m to	200m to	Total or	Margin
3rd	10	Paige (5)	2000m	1800m	1600m	1400m	1200m	1000m	800m	600m	400m	200m	WP	Average	
		Position in running (margin)	5(10.4)	4(4.9)	4(6.0)	4(5.5)	4(4.8)	5(4.0)	4(3.3)	4(2.8)	4(2.3)	4(3.1)	4(1.9)		2.00
		Sectional time (s)	15.42	15.53	16.77	16.32	15.45	15.94	15.90	15.28	15.10	14.60	13.86		
		Cumulative time (s)	170.17	154.75	139.22	122.45	106.13	90.68	74.74	58.84	43.56	28.46	13.86	3:23.50	
		Speed (m/s)	12.97	12.88	11.93	12.25	12.94	12.55	12.58	13.09	13.25	13.70	14.43	12.78	
		Stride length (m)	5.89	5.87	5.54	5.68	5.93	5.83	5.82	5.93	5.93	5.86	6.10	5.85	
		Stride duration (s)	0.454	0.456	0.465	0.464	0.458	0.465	0.463	0.453	0.447	0.428	0.423	0.458	
		Stride efficiency (%)	54.19	53.83	47.94	50.42	54.92	53.15	52.96	54.95	54.87	53.65	58.16	53.39	
		Stride count	33.96	34.08	36.11	35.21	33.74	34.29	34.35	33.73	33.75	34.13	32.78	444.80	

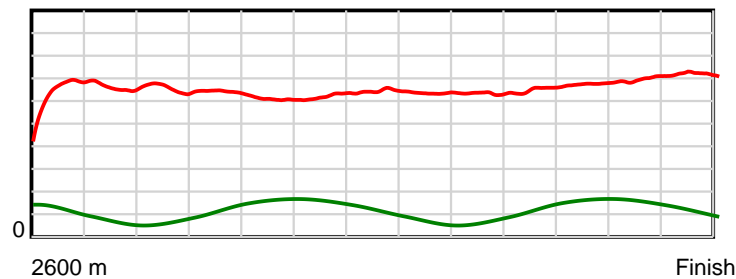
10 m Stride length



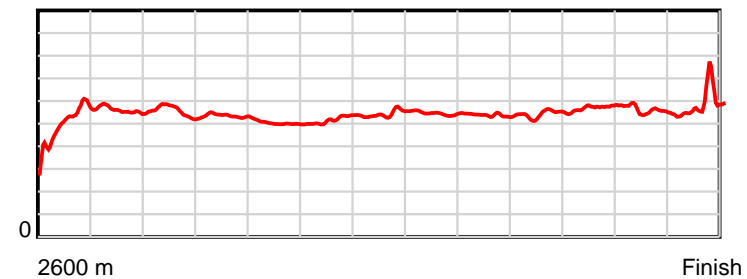
0.6 s Stride duration



20 m/sec Speed



100 % Stride efficiency



Note: Horizontal distance axis grid lines are 200m furlongs.

Disclaimer.

HRNZ and NZMTC and Thoroughbred Ratings Pty Ltd accepts no responsibility for the completeness or accuracy of any of the information contained herein, and makes no representations about its suitability for any particular purpose. Users should make their own judgements about those matters and/or seek independent advice. You assume all risks associated with use of the data provided on this page.



Race Results



July 04, 2025, Race 8, GIRLS ON TOUR SYNDICATE 'SILK ROAD' WINTER SERIES (HCP TROT), Distance 2600m, Addington - Survey 3200m

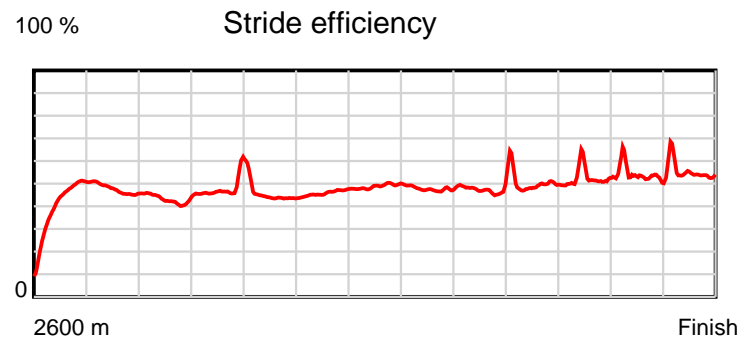
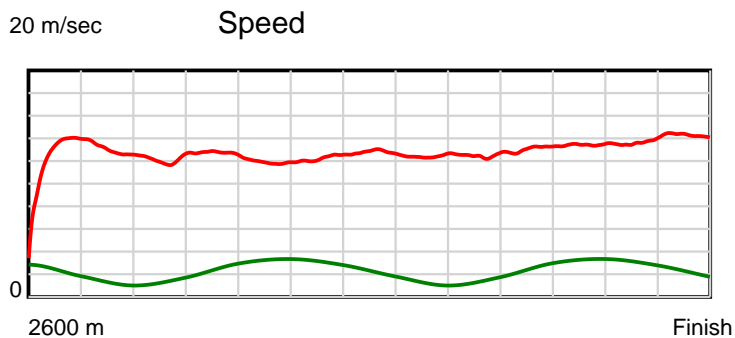
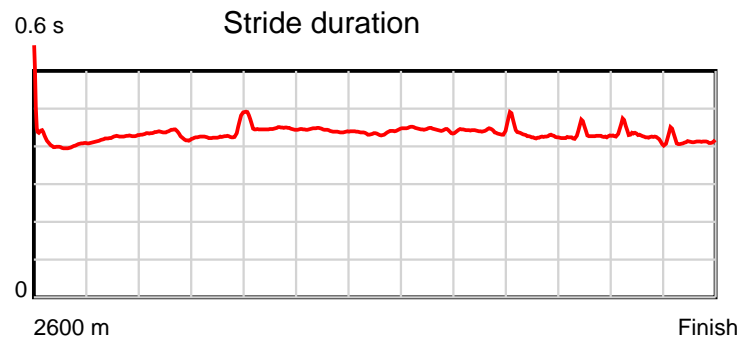
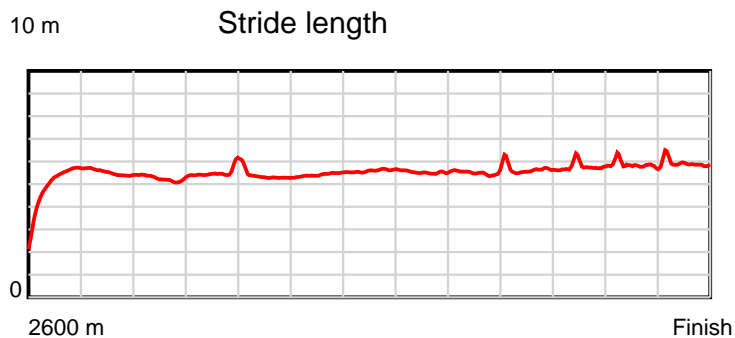
Result	TAB no.	Horse (Barrier)	2600 to	2400m to
4th	5	Holly Highland... (9)	2400m	2200m
		Position in running (margin)	-	1(0.0)
		Sectional time (s)	16.22	15.37
		Cumulative time (s)	203.58	187.36
		Speed (m/s)	12.33	13.01
		Stride length (m)	5.10	5.50
		Stride duration (s)	0.409	0.423
		Stride efficiency (%)	40.62	47.32
		Stride count	39.23	36.35

Disclaimer.

HRNZ and NZMTC and Thoroughbred Ratings Pty Ltd accepts no responsibility for the completeness or accuracy of any of the information contained herein, and makes no representations about its suitability for any particular purpose. Users should make their own judgements about those matters and/or seek independent advice. You assume all risks associated with use of the data provided on this page.

July 04, 2025, Race 8, GIRLS ON TOUR SYNDICATE 'SILK ROAD' WINTER SERIES (HCP TROT), Distance 2600m, Addington - Survey 3200m

Result	TAB no.	Horse (Barrier)	2200m to	2000m to	1800m to	1600m to	1400m to	1200m to	1000m to	800m to	600m to	400m to	200m to	Total or	Margin
4th	5	Holly Highland... (9)	2000m	1800m	1600m	1400m	1200m	1000m	800m	600m	400m	200m	WP	Average	
		Position in running (margin)	1(0.0)	1(0.0)	2(2.1)	2(2.1)	2(2.1)	2(1.8)	3(2.2)	3(1.8)	3(1.7)	3(2.0)	2(1.4)		2.40
		Sectional time (s)	16.33	15.69	16.87	16.44	15.54	16.11	15.91	15.35	15.03	14.68	14.04		
		Cumulative time (s)	171.99	155.66	139.97	123.10	106.66	91.12	75.01	59.10	43.75	28.72	14.04	3:23.58	
		Speed (m/s)	12.25	12.75	11.86	12.17	12.87	12.41	12.57	13.03	13.31	13.62	14.25	12.77	
		Stride length (m)	5.30	5.49	5.33	5.39	5.63	5.52	5.54	5.64	5.70	5.80	5.90	5.52	
		Stride duration (s)	0.433	0.431	0.450	0.443	0.437	0.445	0.440	0.433	0.428	0.426	0.414	0.432	
		Stride efficiency (%)	43.84	47.10	44.40	45.36	49.47	47.64	47.89	49.66	50.78	52.49	54.41	47.56	
		Stride count	37.76	36.43	37.52	37.12	35.55	36.22	36.13	35.48	35.08	34.51	33.89	471.27	



Note: Horizontal distance axis grid lines are 200m furlongs.

Disclaimer.

HRNZ and NZMTC and Thoroughbred Ratings Pty Ltd accepts no responsibility for the completeness or accuracy of any of the information contained herein, and makes no representations about its suitability for any particular purpose. Users should make their own judgements about those matters and/or seek independent advice. You assume all risks associated with use of the data provided on this page.



Race Results



July 04, 2025, Race 8, GIRLS ON TOUR SYNDICATE 'SILK ROAD' WINTER SERIES (HCP TROT), Distance 2600m, Addington - Survey 3200m

Result	TAB no.	Horse (Barrier)	2600 to	2400m to
5th	6	Lottie's Momen... (0)	2400m	2200m
		Position in running (margin)	-	9(17.1)
		Sectional time (s)	19.14	15.75
		Cumulative time (s)	203.60	184.46
		Speed (m/s)	10.45	12.70
		Stride length (m)	0.00	0.00
		Stride duration (s)	0.000	0.000
		Stride efficiency (%)	0.00	0.00
		Stride count	0.00	0.00

Disclaimer.

HRNZ and NZMTC and Thoroughbred Ratings Pty Ltd accepts no responsibility for the completeness or accuracy of any of the information contained herein, and makes no representations about its suitability for any particular purpose. Users should make their own judgements about those matters and/or seek independent advice. You assume all risks associated with use of the data provided on this page.




Race Results

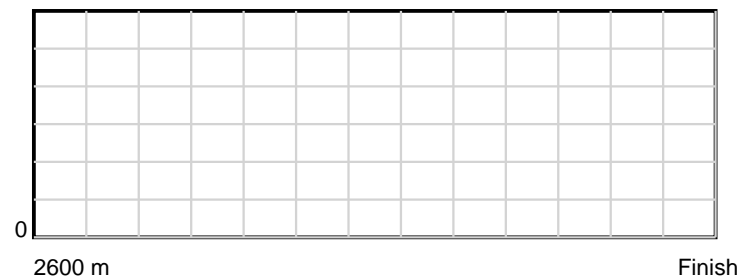
July 04, 2025, Race 8, GIRLS ON TOUR SYNDICATE 'SILK ROAD' WINTER SERIES (HCP TROT), Distance 2600m, Addington - Survey 3200m

Result	TAB no.	Horse (Barrier)	2200m to	2000m to	1800m to	1600m to	1400m to	1200m to	1000m to	800m to	600m to	400m to	200m to	Total or	Margin
5th	6	Lottie's Momen... (0)	2000m	1800m	1600m	1400m	1200m	1000m	800m	600m	400m	200m	WP	Average	
		Position in running (margin)	8(19.4)	8(12.2)	8(12.1)	9(11.3)	9(9.1)	9(7.7)	8(7.1)	8(6.6)	8(5.9)	8(6.5)	8(5.1)		2.50
		Sectional time (s)	15.14	15.33	16.73	16.08	15.35	15.95	15.90	15.25	15.07	14.55	13.36		
		Cumulative time (s)	168.71	153.57	138.24	121.51	105.43	90.08	74.13	58.23	42.98	27.91	13.36	3:23.60	
		Speed (m/s)	13.21	13.05	11.95	12.44	13.03	12.54	12.58	13.11	13.27	13.75	14.97	12.77	
		Stride length (m)	0.00	0.00	0.00	0.00	0.00	0.00	0.00	0.00	0.00	0.00	0.00	nan	
		Stride duration (s)	0.000	0.000	0.000	0.000	0.000	0.000	0.000	0.000	0.000	0.000	0.000	nan	
		Stride efficiency (%)	0.00	0.00	0.00	0.00	0.00	0.00	0.00	0.00	0.00	0.00	0.00	nan	
		Stride count	0.00	0.00	0.00	0.00	0.00	0.00	0.00	0.00	0.00	0.00	0.00	0.00	


10 m Stride length




0.6 s Stride duration



20 m/sec Speed



100 % Stride efficiency



Note: Horizontal distance axis grid lines are 200m furlongs.

Disclaimer.

HRNZ and NZMTC and Thoroughbred Ratings Pty Ltd accepts no responsibility for the completeness or accuracy of any of the information contained herein, and makes no representations about its suitability for any particular purpose. Users should make their own judgements about those matters and/or seek independent advice. You assume all risks associated with use of the data provided on this page.



Race Results



July 04, 2025, Race 8, GIRLS ON TOUR SYNDICATE 'SILK ROAD' WINTER SERIES (HCP TROT), Distance 2600m, Addington - Survey 3200m

Result	TAB no.	Horse (Barrier)	2600 to	2400m to
6th	8	Vertigo (6)	2400m	2200m
		Position in running (margin)	-	5(9.3)
		Sectional time (s)	17.62	17.87
		Cumulative time (s)	203.65	186.03
		Speed (m/s)	11.35	11.19
		Stride length (m)	0.00	8.62
		Stride duration (s)	0.000	0.770
		Stride efficiency (%)	0.00	116.17
		Stride count	0.00	23.20

Disclaimer.

HRNZ and NZMTC and Thoroughbred Ratings Pty Ltd accepts no responsibility for the completeness or accuracy of any of the information contained herein, and makes no representations about its suitability for any particular purpose. Users should make their own judgements about those matters and/or seek independent advice. You assume all risks associated with use of the data provided on this page.

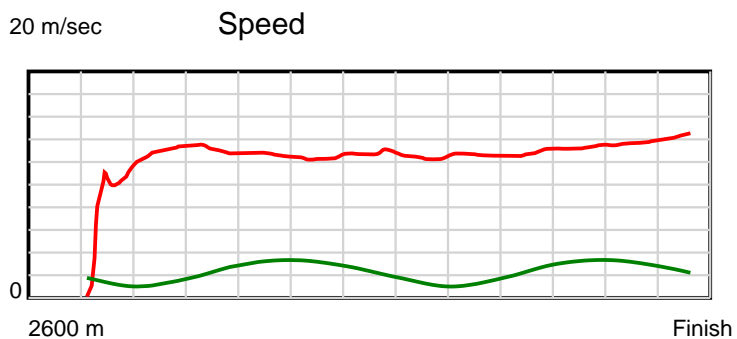
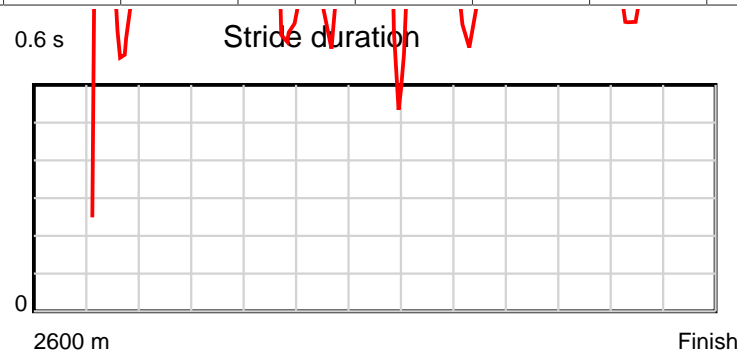
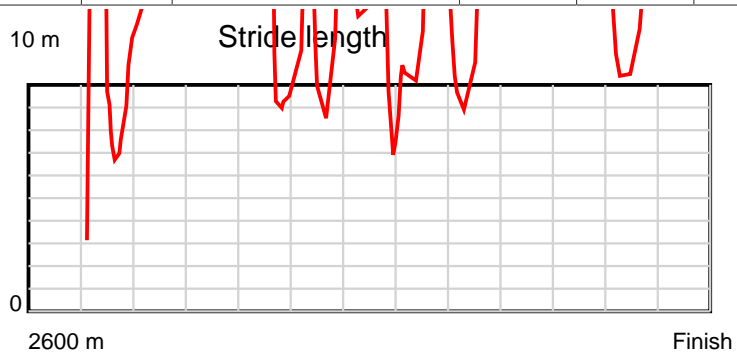


Race Results



July 04, 2025, Race 8, GIRLS ON TOUR SYNDICATE 'SILK ROAD' WINTER SERIES (HCP TROT), Distance 2600m, Addington - Survey 3200m

Result	TAB no.	Horse (Barrier)	2200m to	2000m to	1800m to	1600m to	1400m to	1200m to	1000m to	800m to	600m to	400m to	200m to	Total or	Margin
6th	8	Vertigo (6)	2000m	1800m	1600m	1400m	1200m	1000m	800m	600m	400m	200m	WP	Average	
		Position in running (margin)	9(24.3)	9(15.5)	9(14.2)	7(9.1)	8(7.4)	8(7.2)	9(7.9)	9(8.2)	9(7.4)	9(8.2)	9(5.1)		2.80
		Sectional time (s)	14.88	15.13	16.01	16.17	15.54	16.17	16.03	15.23	15.10	14.28	13.62		
		Cumulative time (s)	168.16	153.28	138.15	122.14	105.97	90.43	74.26	58.23	43.00	27.90	13.62	3:23.65	
		Speed (m/s)	13.44	13.22	12.49	12.37	12.87	12.37	12.48	13.13	13.25	14.01	14.68	12.77	
		Stride length (m)	13.93	8.85	6.61	11.00	10.76	9.67	15.17	14.89	14.40	12.58	33.78	12.37	
		Stride duration (s)	1.036	0.669	0.529	0.889	0.836	0.782	1.215	1.134	1.087	0.898	2.301	0.969	
		Stride efficiency (%)	303.43	122.41	68.29	189.11	180.91	146.03	359.38	346.46	323.97	247.47	1782.71	239.13	
		Stride count	14.35	22.60	30.25	18.18	18.59	20.69	13.19	13.43	13.89	15.89	5.92	210.18	



Note: Horizontal distance axis grid lines are 200m furlongs.

Disclaimer.

HRNZ and NZMTC and Thoroughbred Ratings Pty Ltd accepts no responsibility for the completeness or accuracy of any of the information contained herein, and makes no representations about its suitability for any particular purpose. Users should make their own judgements about those matters and/or seek independent advice. You assume all risks associated with use of the data provided on this page.



Race Results



July 04, 2025, Race 8, GIRLS ON TOUR SYNDICATE 'SILK ROAD' WINTER SERIES (HCP TROT), Distance 2600m, Addington - Survey 3200m

Result	TAB no.	Horse (Barrier)	2600 to	2400m to
7th	4	Waihemo Hannah (8)	2400m	2200m
		Position in running (margin)	-	2(2.2)
		Sectional time (s)	16.76	15.51
		Cumulative time (s)	203.79	187.03
		Speed (m/s)	11.94	12.89
		Stride length (m)	5.63	6.05
		Stride duration (s)	0.455	0.469
		Stride efficiency (%)	49.57	57.17
		Stride count	35.51	33.07

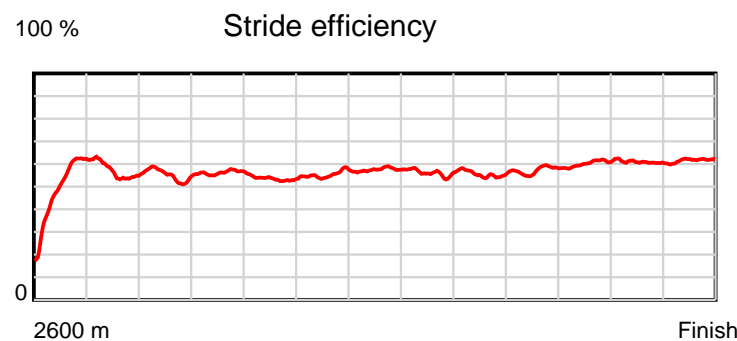
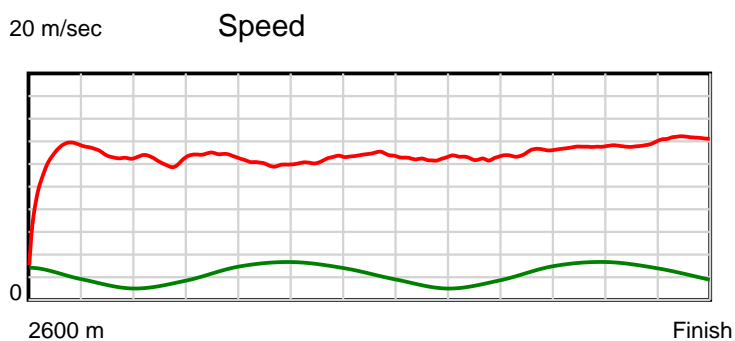
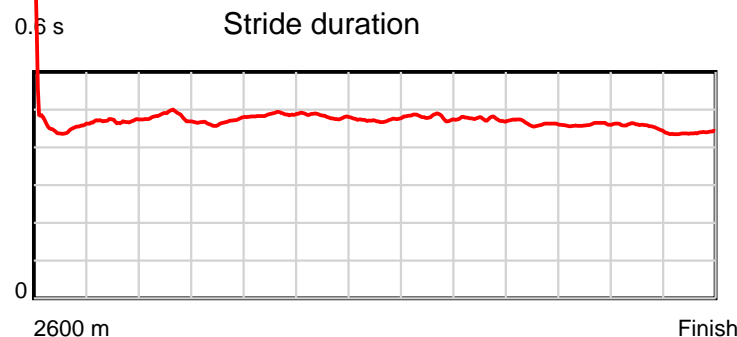
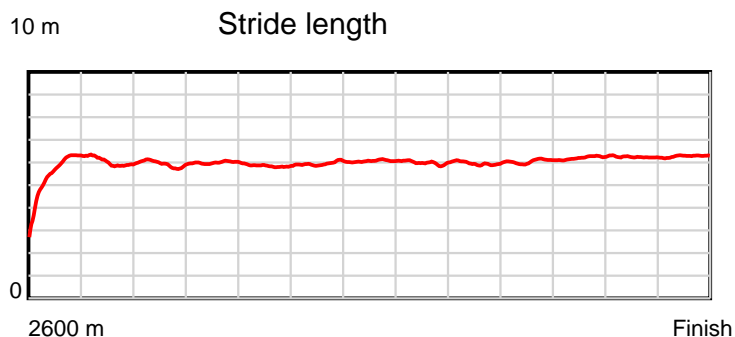
Disclaimer.

HRNZ and NZMTC and Thoroughbred Ratings Pty Ltd accepts no responsibility for the completeness or accuracy of any of the information contained herein, and makes no representations about its suitability for any particular purpose. Users should make their own judgements about those matters and/or seek independent advice. You assume all risks associated with use of the data provided on this page.

Race Results

July 04, 2025, Race 8, GIRLS ON TOUR SYNDICATE 'SILK ROAD' WINTER SERIES (HCP TROT), Distance 2600m, Addington - Survey 3200m

Result	TAB no.	Horse (Barrier)	2200m to	2000m to	1800m to	1600m to	1400m to	1200m to	1000m to	800m to	600m to	400m to	200m to	Total or	Margin
7th	4	Waihemo Hannah (8)	2000m	1800m	1600m	1400m	1200m	1000m	800m	600m	400m	200m	WP	Average	
		Position in running (margin)	2(3.0)	3(2.6)	3(4.2)	3(4.3)	3(3.8)	4(3.9)	5(3.9)	5(3.8)	5(3.7)	5(4.1)	6(3.4)		3.60
		Sectional time (s)	16.27	15.61	16.88	16.36	15.60	16.05	15.95	15.35	15.04	14.67	13.74		
		Cumulative time (s)	171.52	155.25	139.64	122.76	106.40	90.80	74.75	58.80	43.45	28.41	13.74	3:23.79	
		Speed (m/s)	12.29	12.81	11.85	12.22	12.82	12.46	12.54	13.03	13.30	13.63	14.56	12.76	
		Stride length (m)	5.92	5.99	5.76	5.90	6.06	5.98	5.96	6.05	6.12	6.21	6.38	6.00	
		Stride duration (s)	0.482	0.468	0.486	0.483	0.473	0.480	0.475	0.464	0.460	0.456	0.438	0.470	
		Stride efficiency (%)	54.82	56.12	51.81	54.42	57.42	55.91	55.46	57.13	58.54	60.25	63.57	56.17	
		Stride count	33.77	33.37	34.73	33.89	32.99	33.44	33.57	33.08	32.68	32.21	31.36	433.67	



Note: Horizontal distance axis grid lines are 200m furlongs.

Disclaimer.

HRNZ and NZMTC and Thoroughbred Ratings Pty Ltd accepts no responsibility for the completeness or accuracy of any of the information contained herein, and makes no representations about its suitability for any particular purpose. Users should make their own judgements about those matters and/or seek independent advice. You assume all risks associated with use of the data provided on this page.



Race Results



July 04, 2025, Race 8, GIRLS ON TOUR SYNDICATE 'SILK ROAD' WINTER SERIES (HCP TROT), Distance 2600m, Addington - Survey 3200m

Result	TAB no.	Horse (Barrier)	2600 to	2400m to
8th	3	Buffy Northsta... (7)	2400m	2200m
		Position in running (margin)	-	3(5.6)
		Sectional time (s)	17.12	15.39
		Cumulative time (s)	203.80	186.68
		Speed (m/s)	11.68	13.00
		Stride length (m)	5.16	5.57
		Stride duration (s)	0.428	0.429
		Stride efficiency (%)	41.54	48.50
		Stride count	38.79	35.90

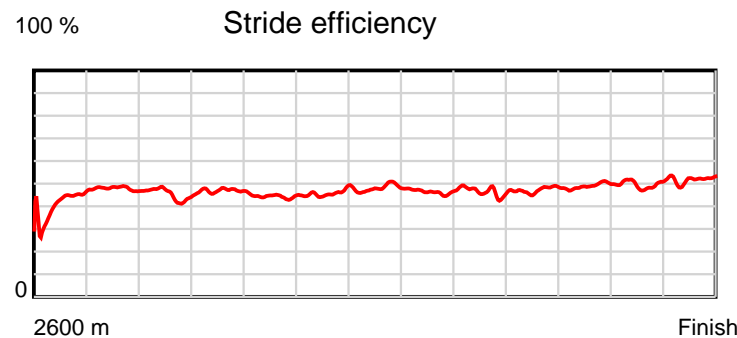
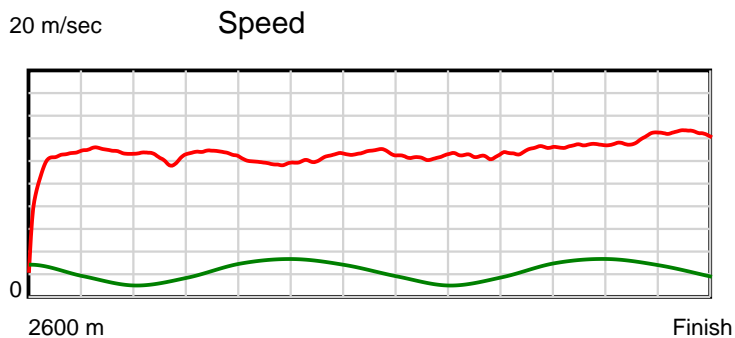
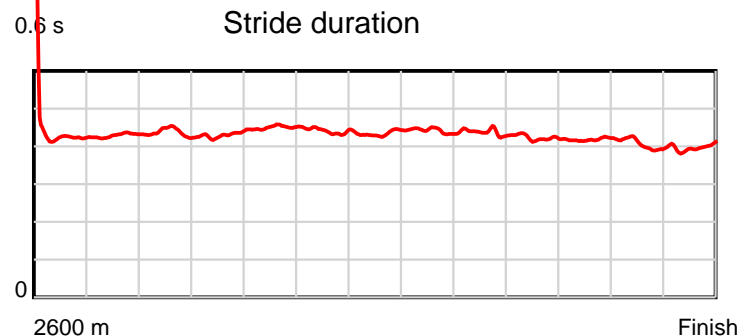
Disclaimer.

HRNZ and NZMTC and Thoroughbred Ratings Pty Ltd accepts no responsibility for the completeness or accuracy of any of the information contained herein, and makes no representations about its suitability for any particular purpose. Users should make their own judgements about those matters and/or seek independent advice. You assume all risks associated with use of the data provided on this page.

Race Results

July 04, 2025, Race 8, GIRLS ON TOUR SYNDICATE 'SILK ROAD' WINTER SERIES (HCP TROT), Distance 2600m, Addington - Survey 3200m

Result	TAB no.	Horse (Barrier)	2200m to	2000m to	1800m to	1600m to	1400m to	1200m to	1000m to	800m to	600m to	400m to	200m to	Total or	Margin
8th	3	Buffy Northsta... (7)	2000m	1800m	1600m	1400m	1200m	1000m	800m	600m	400m	200m	WP	Average	
		Position in running (margin)	3(5.7)	5(5.0)	5(6.2)	5(6.5)	6(5.9)	7(6.0)	7(5.9)	7(6.2)	7(5.7)	7(6.3)	7(4.6)		3.70
		Sectional time (s)	16.21	15.54	16.92	16.35	15.59	16.04	16.03	15.28	15.07	14.51	13.75		
		Cumulative time (s)	171.29	155.08	139.54	122.62	106.27	90.68	74.64	58.61	43.33	28.26	13.75	3:23.80	
		Speed (m/s)	12.34	12.87	11.82	12.23	12.83	12.47	12.48	13.09	13.27	13.78	14.55	12.76	
		Stride length (m)	5.39	5.53	5.32	5.40	5.58	5.51	5.46	5.54	5.56	5.59	5.79	5.49	
		Stride duration (s)	0.437	0.430	0.450	0.442	0.435	0.442	0.438	0.423	0.418	0.406	0.398	0.430	
		Stride efficiency (%)	45.47	47.74	44.18	45.61	48.60	47.38	46.67	47.95	48.22	48.89	52.42	47.06	
		Stride count	37.08	36.18	37.62	37.02	35.86	36.32	36.60	36.11	36.00	35.76	34.53	473.77	



Note: Horizontal distance axis grid lines are 200m furlongs.

Disclaimer.

HRNZ and NZMTC and Thoroughbred Ratings Pty Ltd accepts no responsibility for the completeness or accuracy of any of the information contained herein, and makes no representations about its suitability for any particular purpose. Users should make their own judgements about those matters and/or seek independent advice. You assume all risks associated with use of the data provided on this page.



Race Results



July 04, 2025, Race 8, GIRLS ON TOUR SYNDICATE 'SILK ROAD' WINTER SERIES (HCP TROT), Distance 2600m, Addington - Survey 3200m

Result	TAB no.	Horse (Barrier)	2600 to	2400m to
9th	7	Galleons Ambas... (2)	2400m	2200m
		Position in running (margin)	-	8(12.8)
		Sectional time (s)	18.36	15.55
		Cumulative time (s)	204.24	185.88
		Speed (m/s)	10.90	12.86
		Stride length (m)	25.91	12.49
		Stride duration (s)	2.094	0.971
		Stride efficiency (%)	1049.07	243.83
		Stride count	7.72	16.01

Disclaimer.


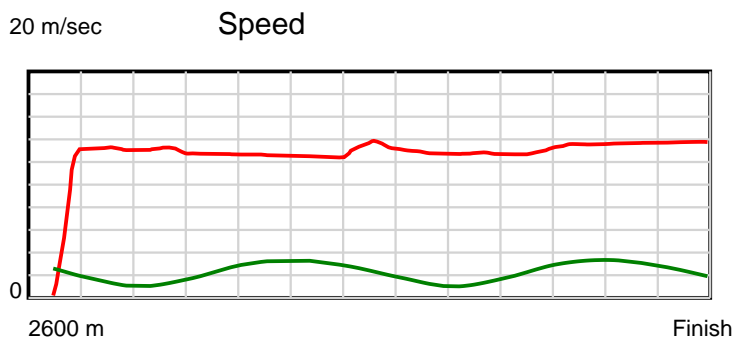
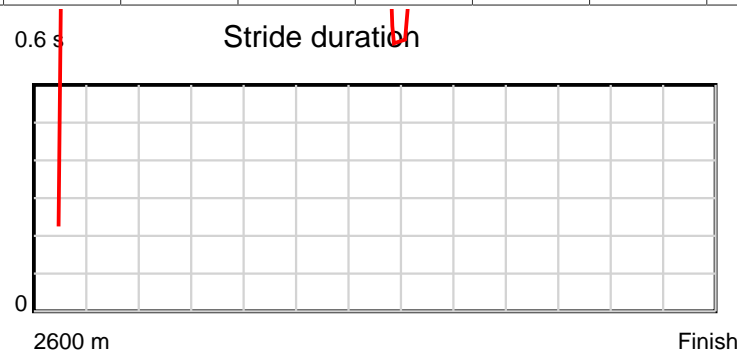
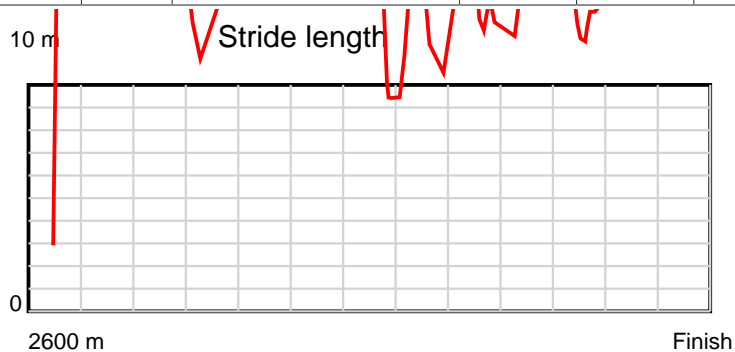
HRNZ and NZMTC and Thoroughbred Ratings Pty Ltd accepts no responsibility for the completeness or accuracy of any of the information contained herein, and makes no representations about its suitability for any particular purpose. Users should make their own judgements about those matters and/or seek independent advice. You assume all risks associated with use of the data provided on this page.



Race Results

July 04, 2025, Race 8, GIRLS ON TOUR SYNDICATE 'SILK ROAD' WINTER SERIES (HCP TROT), Distance 2600m, Addington - Survey 3200m

Result	TAB no.	Horse (Barrier)	2200m to	2000m to	1800m to	1600m to	1400m to	1200m to	1000m to	800m to	600m to	400m to	200m to	Total or	Margin
9th	7	Galleons Ambas... (2)	2000m	1800m	1600m	1400m	1200m	1000m	800m	600m	400m	200m	WP	Average	
		Position in running (margin)	7(13.8)	7(7.6)	7(10.3)	8(9.4)	5(5.8)	3(2.1)	2(1.4)	2(1.0)	2(0.5)	2(1.4)	3(1.6)		6.10
		Sectional time (s)	15.30	15.79	16.73	15.85	14.95	15.94	15.91	15.28	15.10	14.83	14.65		
		Cumulative time (s)	170.33	155.03	139.24	122.51	106.66	91.71	75.77	59.86	44.58	29.48	14.65	3:24.24	
		Speed (m/s)	13.07	12.67	11.95	12.62	13.38	12.55	12.57	13.09	13.25	13.49	13.65	12.73	
		Stride length (m)	12.61	14.52	9.81	15.46	10.53	13.62	10.68	19.82	10.62	10.22	22.47	13.23	
		Stride duration (s)	0.964	1.147	0.821	1.225	0.788	1.085	0.850	1.514	0.802	0.758	1.646	1.040	
		Stride efficiency (%)	248.36	329.49	150.49	373.43	173.42	289.73	178.35	613.79	176.24	163.09	789.10	273.66	
		Stride count	15.86	13.77	20.38	12.94	18.98	14.69	18.72	10.09	18.83	19.58	8.90	196.47	



Note: Horizontal distance axis grid lines are 200m furlongs.

Disclaimer.

HRNZ and NZMTC and Thoroughbred Ratings Pty Ltd accepts no responsibility for the completeness or accuracy of any of the information contained herein, and makes no representations about its suitability for any particular purpose. Users should make their own judgements about those matters and/or seek independent advice. You assume all risks associated with use of the data provided on this page.



Race Results



July 04, 2025, Race 8, GIRLS ON TOUR SYNDICATE 'SILK ROAD' WINTER SERIES (HCP TROT), Distance 2600m, Addington - Survey 3200m

Result	TAB no.	Horse (Barrier)	2600 to	2400m to
10th	2	Four Wise Wome... (4)	2400m	2200m
		Position in running (margin)	-	10(19.6)
		Sectional time (s)	19.48	20.93
		Cumulative time (s)	214.04	194.56
		Speed (m/s)	10.27	9.56
		Stride length (m)	4.57	4.43
		Stride duration (s)	0.435	0.464
		Stride efficiency (%)	32.58	30.71
		Stride count	43.80	45.12

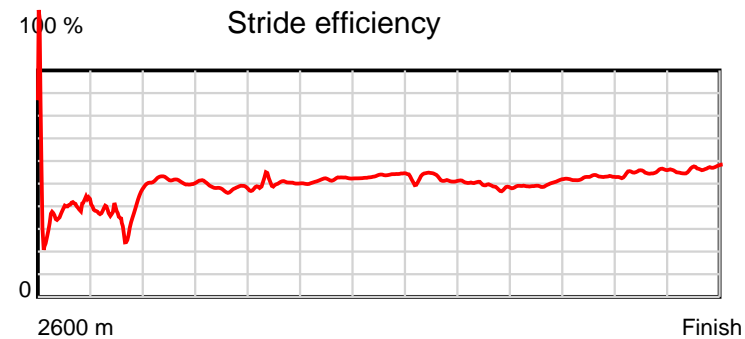
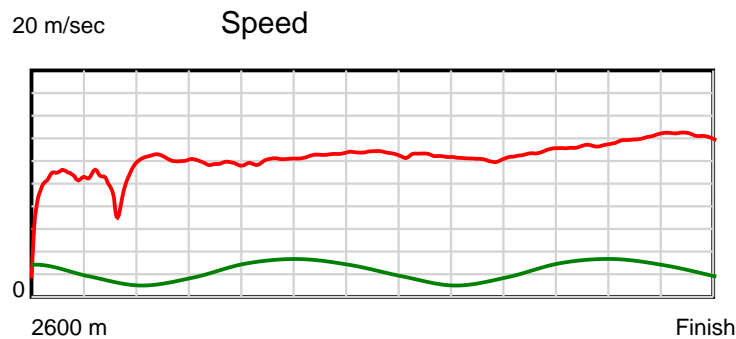
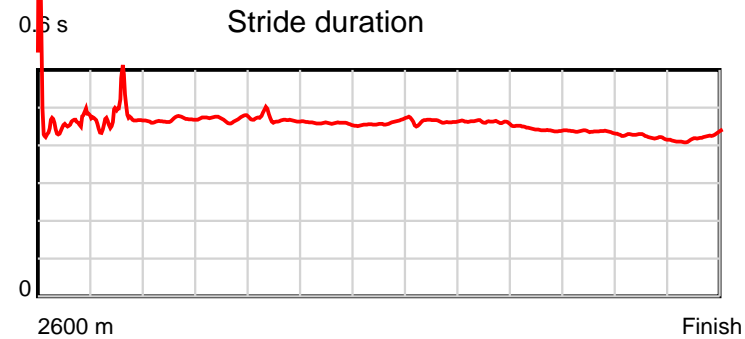
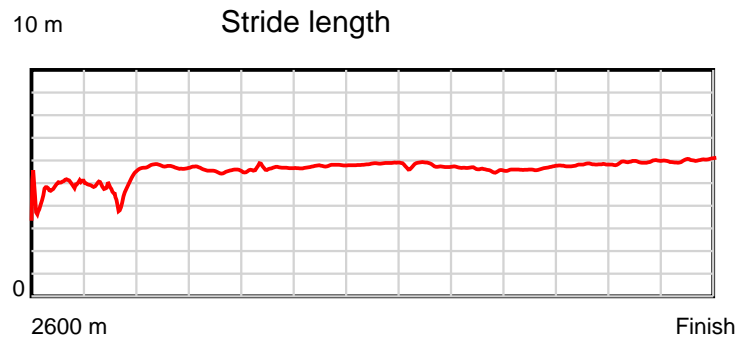
Disclaimer.

HRNZ and NZMTC and Thoroughbred Ratings Pty Ltd accepts no responsibility for the completeness or accuracy of any of the information contained herein, and makes no representations about its suitability for any particular purpose. Users should make their own judgements about those matters and/or seek independent advice. You assume all risks associated with use of the data provided on this page.

Race Results

July 04, 2025, Race 8, GIRLS ON TOUR SYNDICATE 'SILK ROAD' WINTER SERIES (HCP TROT), Distance 2600m, Addington - Survey 3200m

Result	TAB no.	Horse (Barrier)	2200m to	2000m to	1800m to	1600m to	1400m to	1200m to	1000m to	800m to	600m to	400m to	200m to	Total or	Margin
10th	2	Four Wise Wome... (4)	2000m	1800m	1600m	1400m	1200m	1000m	800m	600m	400m	200m	WP	Average	
		Position in running (margin)	10(52.9)	10(54.5)	10(65.5)	10(65.1)	10(62.2)	10(62.5)	10(61.9)	10(64.9)	10(66.3)	10(67.7)	10(64.6)		60.50
		Sectional time (s)	16.59	17.17	16.81	15.95	15.63	15.96	16.47	15.60	15.20	14.28	13.97		
		Cumulative time (s)	173.63	157.04	139.87	123.06	107.11	91.48	75.52	59.05	43.45	28.25	13.97	3:34.04	
		Speed (m/s)	12.06	11.65	11.90	12.54	12.80	12.53	12.14	12.82	13.16	14.01	14.32	12.15	
		Stride length (m)	5.64	5.48	5.58	5.74	5.90	5.79	5.60	5.67	5.73	5.91	6.05	5.50	
		Stride duration (s)	0.468	0.471	0.469	0.458	0.461	0.462	0.461	0.442	0.436	0.422	0.423	0.453	
		Stride efficiency (%)	49.64	46.95	48.65	51.52	54.41	52.37	48.97	50.25	51.30	54.66	57.23	47.26	
		Stride count	35.49	36.49	35.85	34.83	33.89	34.55	35.73	35.27	34.91	33.82	33.05	472.80	



Note: Horizontal distance axis grid lines are 200m furlongs.

Disclaimer.

HRNZ and NZMTC and Thoroughbred Ratings Pty Ltd accepts no responsibility for the completeness or accuracy of any of the information contained herein, and makes no representations about its suitability for any particular purpose. Users should make their own judgements about those matters and/or seek independent advice. You assume all risks associated with use of the data provided on this page.



Race Results



July 04, 2025, Race 9, NZMTC THANKS DEAN SHANNON HANDICAP PACE, Distance 2600m, Addington - Survey 3200m

Result	TAB no.	Horse (Barrier)	2600 to	2400m to
1st	7	Classie Linc (0)	2400m	2200m
		Position in running (margin)	-	1(0.0)
		Sectional time (s)	16.55	14.16
		Cumulative time (s)	195.59	179.04
		Speed (m/s)	12.09	14.12
		Stride length (m)	5.55	6.11
		Stride duration (s)	0.433	0.432
		Stride efficiency (%)	48.17	58.32
		Stride count	36.02	32.74

Disclaimer.

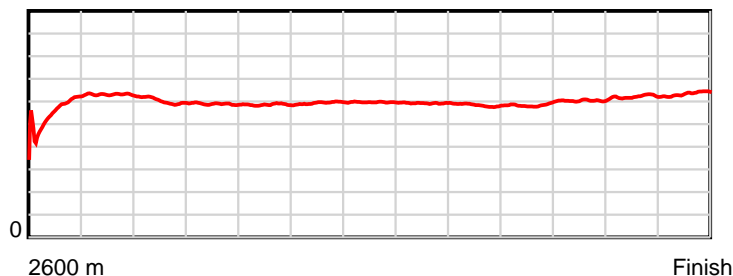
HRNZ and NZMTC and Thoroughbred Ratings Pty Ltd accepts no responsibility for the completeness or accuracy of any of the information contained herein, and makes no representations about its suitability for any particular purpose. Users should make their own judgements about those matters and/or seek independent advice. You assume all risks associated with use of the data provided on this page.

Race Results

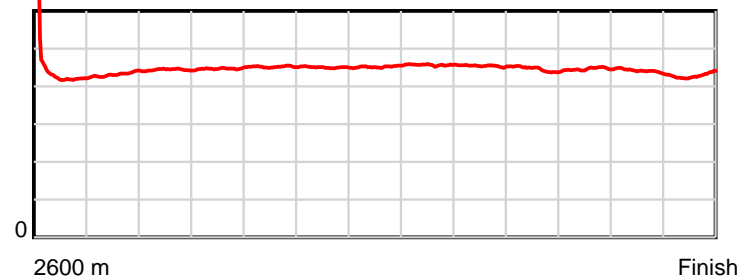
July 04, 2025, Race 9, NZMTC THANKS DEAN SHANNON HANDICAP PACE, Distance 2600m, Addington - Survey 3200m

Result	TAB no.	Horse (Barrier)	2200m to	2000m to	1800m to	1600m to	1400m to	1200m to	1000m to	800m to	600m to	400m to	200m to	Total or	Margin
1st	7	Classie Linc (0)	2000m	1800m	1600m	1400m	1200m	1000m	800m	600m	400m	200m	WP	Average	
		Position in running (margin)	1(0.0)	1(0.0)	1(0.0)	1(0.0)	1(0.0)	1(0.0)	1(0.0)	1(0.0)	1(0.0)	1(0.0)	1(0.0)		0.00
		Sectional time (s)	15.03	15.21	15.56	15.06	15.06	15.54	15.81	15.19	14.81	14.11	13.50		
		Cumulative time (s)	164.88	149.85	134.64	119.08	104.02	88.96	73.42	57.61	42.42	27.61	13.50	3:15.59	
		Speed (m/s)	13.31	13.15	12.85	13.28	13.28	12.87	12.65	13.17	13.50	14.17	14.81	13.29	
		Stride length (m)	5.91	5.88	5.80	5.98	6.01	5.87	5.74	5.86	6.03	6.24	6.37	5.94	
		Stride duration (s)	0.444	0.447	0.452	0.450	0.453	0.456	0.454	0.445	0.446	0.440	0.430	0.447	
		Stride efficiency (%)	54.49	54.09	52.65	55.79	56.43	53.87	51.57	53.65	56.76	60.80	63.33	55.19	
		Stride count	33.87	33.99	34.46	33.47	33.28	34.06	34.81	34.13	33.19	32.06	31.42	437.50	

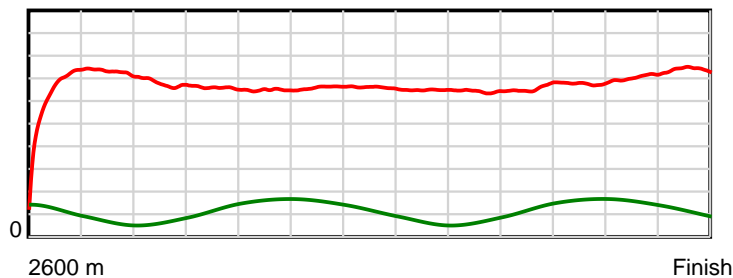
10 m Stride length



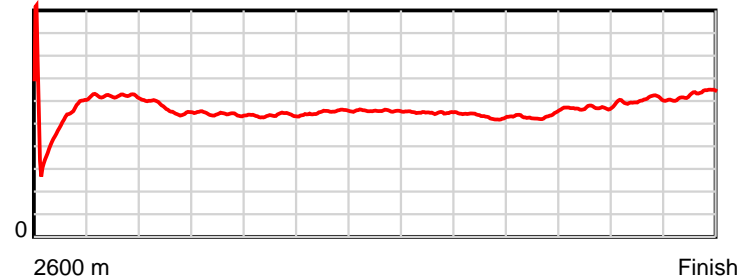
0.6 s Stride duration



20 m/sec Speed



100 % Stride efficiency



Note: Horizontal distance axis grid lines are 200m furlongs.

Disclaimer.

HRNZ and NZMTC and Thoroughbred Ratings Pty Ltd accepts no responsibility for the completeness or accuracy of any of the information contained herein, and makes no representations about its suitability for any particular purpose. Users should make their own judgements about those matters and/or seek independent advice. You assume all risks associated with use of the data provided on this page.



Race Results



July 04, 2025, Race 9, NZMTC THANKS DEAN SHANNON HANDICAP PACE, Distance 2600m, Addington - Survey 3200m

Result	TAB no.	Horse (Barrier)	2600 to	2400m to
2nd	6	Delightful Dre... (8)	2400m	2200m
		Position in running (margin)	-	2(0.2)
		Sectional time (s)	16.51	14.44
		Cumulative time (s)	196.03	179.52
		Speed (m/s)	12.12	13.85
		Stride length (m)	5.49	6.02
		Stride duration (s)	0.451	0.435
		Stride efficiency (%)	47.12	56.61
		Stride count	36.42	33.23

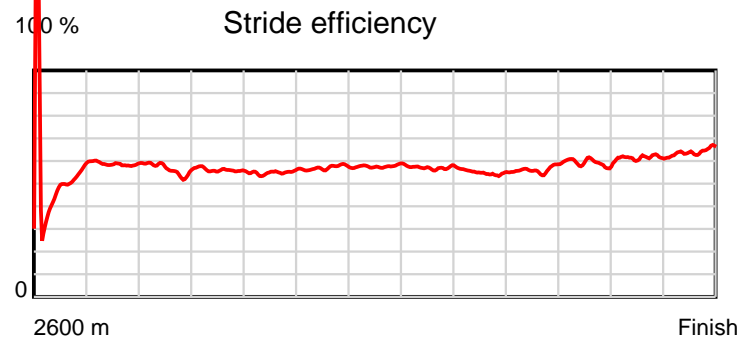
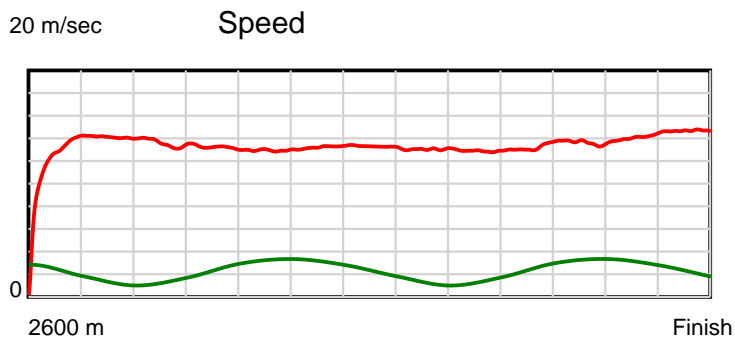
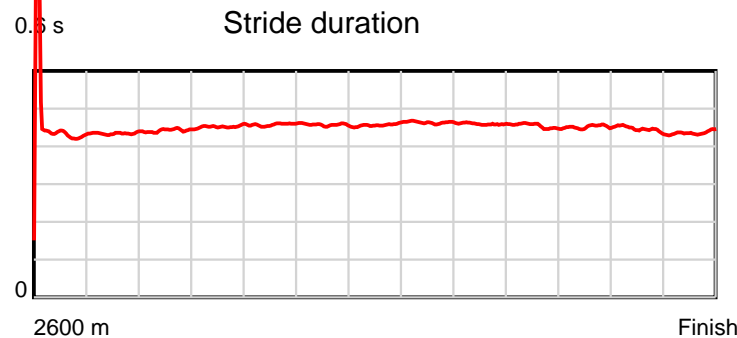
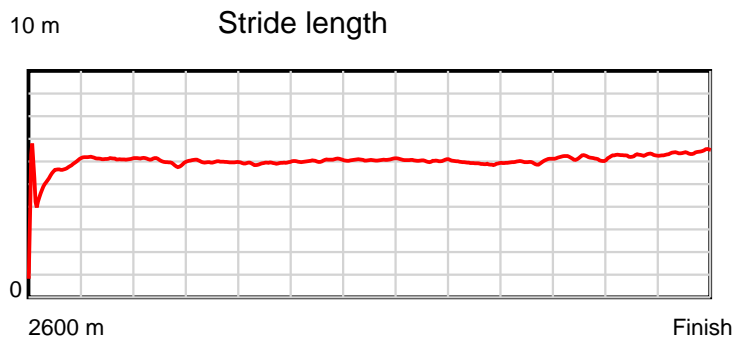
Disclaimer.

HRNZ and NZMTC and Thoroughbred Ratings Pty Ltd accepts no responsibility for the completeness or accuracy of any of the information contained herein, and makes no representations about its suitability for any particular purpose. Users should make their own judgements about those matters and/or seek independent advice. You assume all risks associated with use of the data provided on this page.

Race Results

July 04, 2025, Race 9, NZMTC THANKS DEAN SHANNON HANDICAP PACE, Distance 2600m, Addington - Survey 3200m

Result	TAB no.	Horse (Barrier)	2200m to	2000m to	1800m to	1600m to	1400m to	1200m to	1000m to	800m to	600m to	400m to	200m to	Total or	Margin
2nd	6	Delightful Dre... (8)	2000m	1800m	1600m	1400m	1200m	1000m	800m	600m	400m	200m	WP	Average	
		Position in running (margin)	2(1.9)	2(2.1)	2(1.8)	2(2.6)	2(1.9)	2(1.9)	2(1.8)	2(1.9)	2(1.6)	2(2.2)	2(1.6)		2.50
		Sectional time (s)	15.08	15.16	15.69	14.95	15.05	15.53	15.83	15.15	14.91	14.00	13.73		
		Cumulative time (s)	165.08	150.00	134.84	119.15	104.20	89.15	73.62	57.79	42.64	27.73	13.73	3:16.03	
		Speed (m/s)	13.26	13.19	12.75	13.38	13.29	12.88	12.63	13.20	13.41	14.29	14.57	13.26	
		Stride length (m)	5.86	5.98	5.84	6.11	6.07	5.97	5.81	5.99	6.06	6.34	6.38	5.99	
		Stride duration (s)	0.442	0.453	0.458	0.457	0.457	0.463	0.460	0.454	0.452	0.444	0.438	0.451	
		Stride efficiency (%)	53.74	55.80	53.25	58.30	57.67	55.61	52.72	56.04	57.43	62.75	63.61	55.98	
		Stride count	34.11	33.47	34.26	32.74	32.92	33.53	34.43	33.40	32.99	31.56	31.35	434.41	



Note: Horizontal distance axis grid lines are 200m furlongs.

Disclaimer.

HRNZ and NZMTC and Thoroughbred Ratings Pty Ltd accepts no responsibility for the completeness or accuracy of any of the information contained herein, and makes no representations about its suitability for any particular purpose. Users should make their own judgements about those matters and/or seek independent advice. You assume all risks associated with use of the data provided on this page.



Race Results



July 04, 2025, Race 9, NZMTC THANKS DEAN SHANNON HANDICAP PACE, Distance 2600m, Addington - Survey 3200m

Result	TAB no.	Horse (Barrier)	2600 to	2400m to
3rd	3	Sophia Bromac (5)	2400m	2200m
		Position in running (margin)	-	3(4.3)
		Sectional time (s)	17.32	14.19
		Cumulative time (s)	196.26	178.94
		Speed (m/s)	11.55	14.09
		Stride length (m)	5.14	6.07
		Stride duration (s)	0.430	0.430
		Stride efficiency (%)	41.30	57.53
		Stride count	38.90	32.96

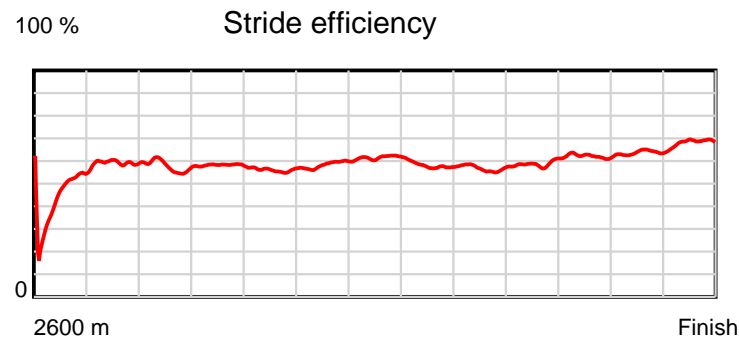
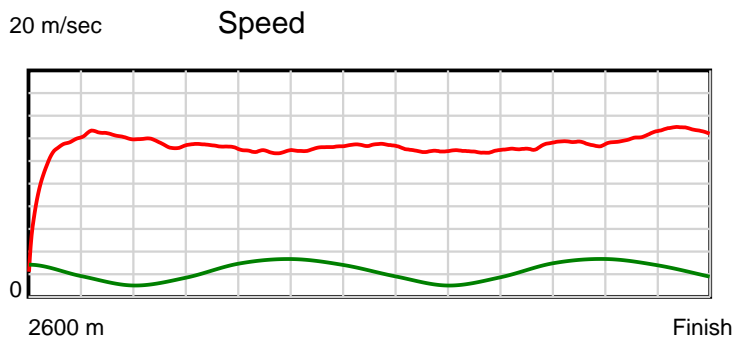
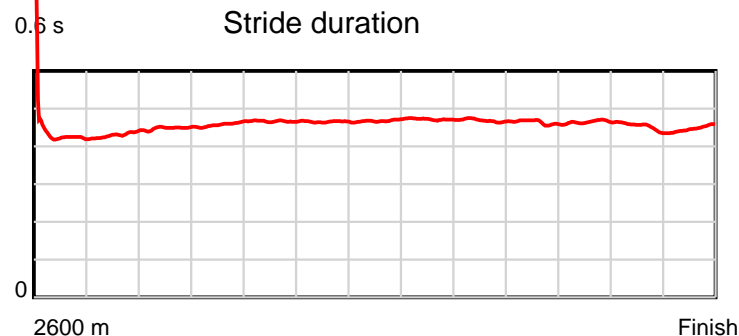
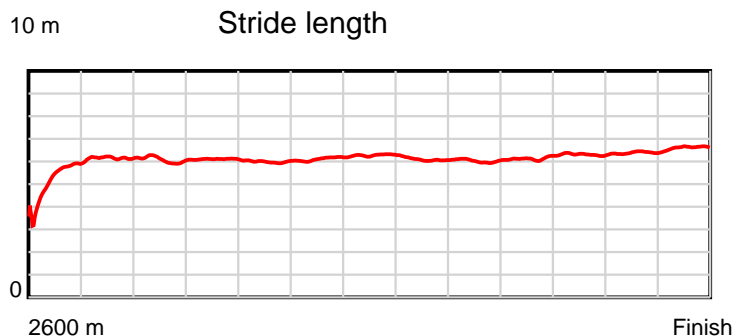
Disclaimer.

HRNZ and NZMTC and Thoroughbred Ratings Pty Ltd accepts no responsibility for the completeness or accuracy of any of the information contained herein, and makes no representations about its suitability for any particular purpose. Users should make their own judgements about those matters and/or seek independent advice. You assume all risks associated with use of the data provided on this page.

Race Results

July 04, 2025, Race 9, NZMTC THANKS DEAN SHANNON HANDICAP PACE, Distance 2600m, Addington - Survey 3200m

Result	TAB no.	Horse (Barrier)	2200m to	2000m to	1800m to	1600m to	1400m to	1200m to	1000m to	800m to	600m to	400m to	200m to	Total or	Margin
3rd	3	Sophia Bromac (5)	2000m	1800m	1600m	1400m	1200m	1000m	800m	600m	400m	200m	WP	Average	
		Position in running (margin)	3(4.5)	3(4.3)	3(3.6)	3(4.2)	3(4.9)	3(3.8)	3(4.1)	3(3.5)	4(3.4)	3(3.4)	3(3.4)		3.70
		Sectional time (s)	15.00	15.09	15.66	15.18	14.88	15.59	15.72	15.17	14.81	14.11	13.54		
		Cumulative time (s)	164.75	149.75	134.66	119.00	103.82	88.94	73.35	57.63	42.46	27.65	13.54	3:16.26	
		Speed (m/s)	13.33	13.25	12.77	13.18	13.44	12.83	12.72	13.18	13.50	14.17	14.77	13.25	
		Stride length (m)	5.98	6.07	5.95	6.13	6.29	6.05	5.97	6.11	6.28	6.41	6.61	6.06	
		Stride duration (s)	0.448	0.458	0.466	0.465	0.468	0.472	0.469	0.464	0.465	0.452	0.448	0.458	
		Stride efficiency (%)	55.85	57.54	55.41	58.71	61.84	57.25	55.61	58.33	61.57	64.24	68.35	57.43	
		Stride count	33.45	32.96	33.59	32.63	31.79	33.04	33.52	32.74	31.86	31.19	30.24	428.87	



Note: Horizontal distance axis grid lines are 200m furlongs.

Disclaimer.

HRNZ and NZMTC and Thoroughbred Ratings Pty Ltd accepts no responsibility for the completeness or accuracy of any of the information contained herein, and makes no representations about its suitability for any particular purpose. Users should make their own judgements about those matters and/or seek independent advice. You assume all risks associated with use of the data provided on this page.



Race Results



July 04, 2025, Race 9, NZMTC THANKS DEAN SHANNON HANDICAP PACE, Distance 2600m, Addington - Survey 3200m

Result	TAB no.	Horse (Barrier)	2600 to	2400m to
4th	1	Happy Harper (1)	2400m	2200m
		Position in running (margin)	-	5(7.1)
		Sectional time (s)	17.76	14.02
		Cumulative time (s)	196.34	178.58
		Speed (m/s)	11.26	14.27
		Stride length (m)	5.45	6.41
		Stride duration (s)	0.461	0.450
		Stride efficiency (%)	46.34	64.22
		Stride count	36.73	31.20

Disclaimer.

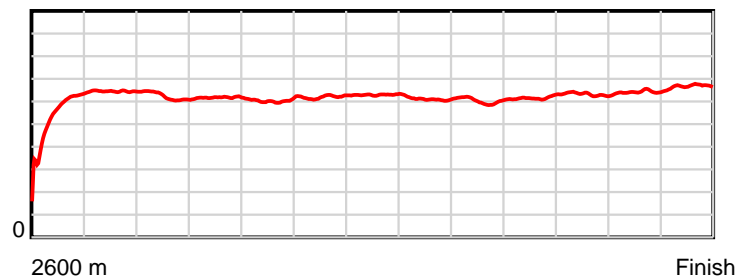
HRNZ and NZMTC and Thoroughbred Ratings Pty Ltd accepts no responsibility for the completeness or accuracy of any of the information contained herein, and makes no representations about its suitability for any particular purpose. Users should make their own judgements about those matters and/or seek independent advice. You assume all risks associated with use of the data provided on this page.

Race Results

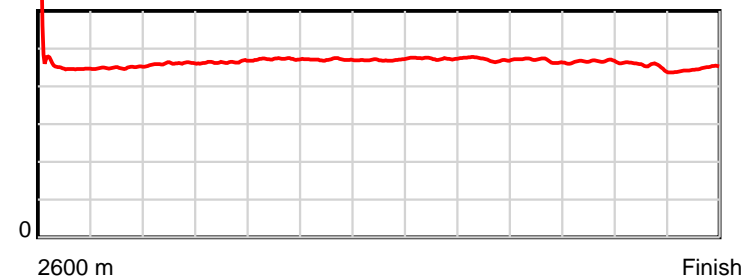
July 04, 2025, Race 9, NZMTC THANKS DEAN SHANNON HANDICAP PACE, Distance 2600m, Addington - Survey 3200m

Result	TAB no.	Horse (Barrier)	2200m to	2000m to	1800m to	1600m to	1400m to	1200m to	1000m to	800m to	600m to	400m to	200m to	Total or	Margin
4th	1	Happy Harper (1)	2000m	1800m	1600m	1400m	1200m	1000m	800m	600m	400m	200m	WP	Average	
		Position in running (margin)	5(6.3)	5(6.2)	5(5.3)	4(6.2)	4(6.8)	4(5.8)	5(5.7)	5(5.5)	6(5.6)	5(5.2)	5(5.3)		4.20
		Sectional time (s)	15.02	15.06	15.72	15.16	14.89	15.51	15.78	15.21	14.74	14.13	13.34		
		Cumulative time (s)	164.56	149.54	134.48	118.76	103.60	88.71	73.20	57.42	42.21	27.47	13.34	3:16.34	
		Speed (m/s)	13.32	13.28	12.72	13.19	13.43	12.89	12.67	13.15	13.57	14.15	14.99	13.24	
		Stride length (m)	6.13	6.16	6.01	6.21	6.31	6.11	5.98	6.16	6.32	6.44	6.70	6.17	
		Stride duration (s)	0.461	0.464	0.472	0.471	0.470	0.474	0.471	0.469	0.466	0.455	0.447	0.466	
		Stride efficiency (%)	58.79	59.37	56.39	60.30	62.22	58.27	55.82	59.36	62.47	64.79	70.14	59.49	
		Stride count	32.61	32.45	33.29	32.20	31.70	32.75	33.46	32.45	31.63	31.06	29.85	421.38	

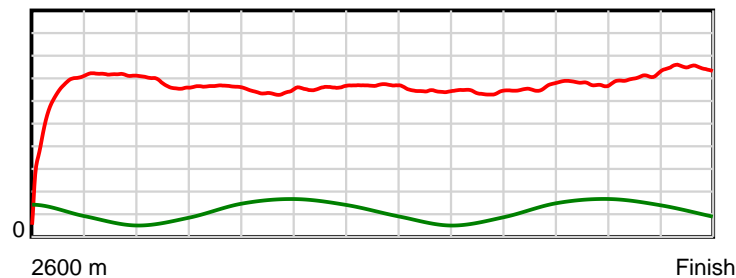
10 m Stride length



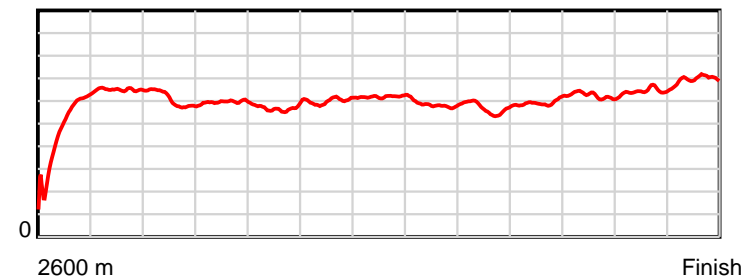
0.6 s Stride duration



20 m/sec Speed



100 % Stride efficiency



Note: Horizontal distance axis grid lines are 200m furlongs.

Disclaimer.

HRNZ and NZMTC and Thoroughbred Ratings Pty Ltd accepts no responsibility for the completeness or accuracy of any of the information contained herein, and makes no representations about its suitability for any particular purpose. Users should make their own judgements about those matters and/or seek independent advice. You assume all risks associated with use of the data provided on this page.



Race Results



July 04, 2025, Race 9, NZMTC THANKS DEAN SHANNON HANDICAP PACE, Distance 2600m, Addington - Survey 3200m

Result	TAB no.	Horse (Barrier)	2600 to	2400m to
5th	4	C C Arden (6)	2400m	2200m
		Position in running (margin)	-	8(14.7)
		Sectional time (s)	19.04	14.10
		Cumulative time (s)	196.39	177.35
		Speed (m/s)	10.51	14.18
		Stride length (m)	4.74	6.57
		Stride duration (s)	0.435	0.463
		Stride efficiency (%)	35.17	67.48
		Stride count	42.16	30.43

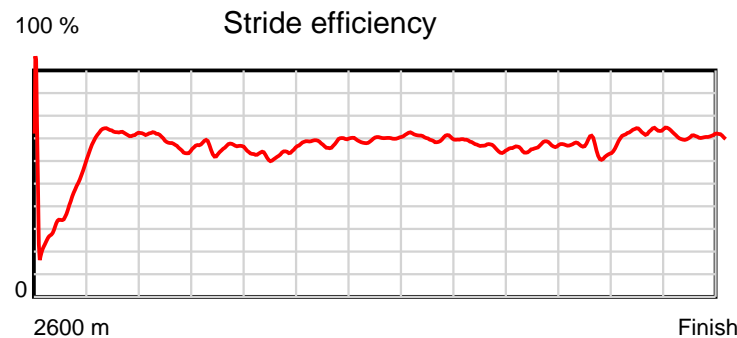
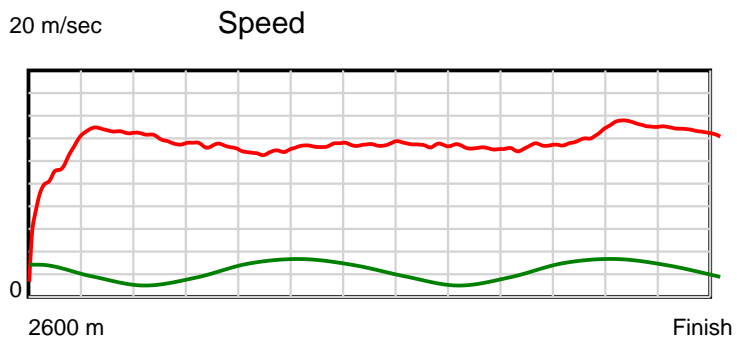
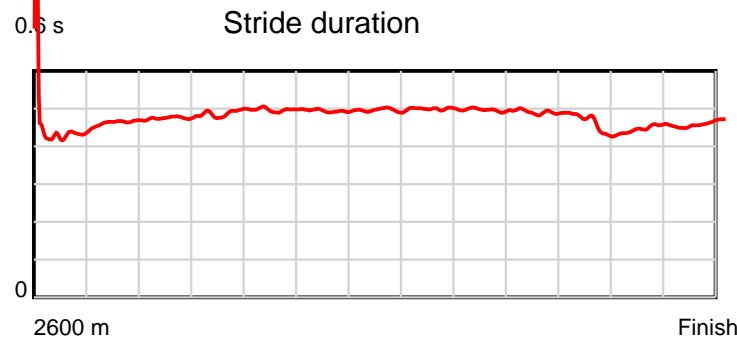
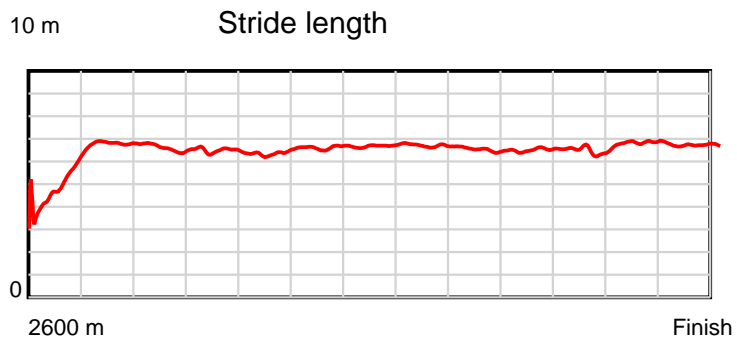
Disclaimer.

HRNZ and NZMTC and Thoroughbred Ratings Pty Ltd accepts no responsibility for the completeness or accuracy of any of the information contained herein, and makes no representations about its suitability for any particular purpose. Users should make their own judgements about those matters and/or seek independent advice. You assume all risks associated with use of the data provided on this page.

Race Results

July 04, 2025, Race 9, NZMTC THANKS DEAN SHANNON HANDICAP PACE, Distance 2600m, Addington - Survey 3200m

Result	TAB no.	Horse (Barrier)	2200m to	2000m to	1800m to	1600m to	1400m to	1200m to	1000m to	800m to	600m to	400m to	200m to	Total or	Margin
5th	4	C C Arden (6)	2000m	1800m	1600m	1400m	1200m	1000m	800m	600m	400m	200m	WP	Average	
		Position in running (margin)	9(14.3)	9(12.3)	9(10.8)	9(12.9)	9(14.1)	9(12.4)	9(10.6)	9(9.8)	9(8.6)	9(7.4)	4(4.2)		4.40
		Sectional time (s)	14.70	14.96	15.91	15.25	14.79	15.23	15.67	15.00	14.60	13.59	13.55		
		Cumulative time (s)	163.25	148.55	133.59	117.68	102.43	87.64	72.41	56.74	41.74	27.14	13.55	3:16.39	
		Speed (m/s)	13.61	13.37	12.57	13.11	13.52	13.13	12.76	13.33	13.70	14.72	14.76	13.24	
		Stride length (m)	6.47	6.53	6.25	6.48	6.71	6.55	6.33	6.54	6.24	6.62	6.80	6.32	
		Stride duration (s)	0.476	0.488	0.497	0.494	0.496	0.499	0.496	0.490	0.456	0.450	0.461	0.478	
		Stride efficiency (%)	65.43	66.60	60.97	65.56	70.39	67.12	62.69	66.74	60.87	68.46	72.24	62.47	
		Stride count	30.91	30.64	32.02	30.88	29.80	30.52	31.58	30.60	32.05	30.22	29.42	411.23	



Note: Horizontal distance axis grid lines are 200m furlongs.

Disclaimer.

HRNZ and NZMTC and Thoroughbred Ratings Pty Ltd accepts no responsibility for the completeness or accuracy of any of the information contained herein, and makes no representations about its suitability for any particular purpose. Users should make their own judgements about those matters and/or seek independent advice. You assume all risks associated with use of the data provided on this page.



Race Results



July 04, 2025, Race 9, NZMTC THANKS DEAN SHANNON HANDICAP PACE, Distance 2600m, Addington - Survey 3200m

Result	TAB no.	Horse (Barrier)	2600 to	2400m to
6th	2	Stephs Boy (4)	2400m	2200m
		Position in running (margin)	-	9(15.0)
		Sectional time (s)	19.07	14.01
		Cumulative time (s)	196.90	177.83
		Speed (m/s)	10.49	14.28
		Stride length (m)	4.51	6.39
		Stride duration (s)	0.425	0.448
		Stride efficiency (%)	31.79	63.89
		Stride count	44.34	31.28

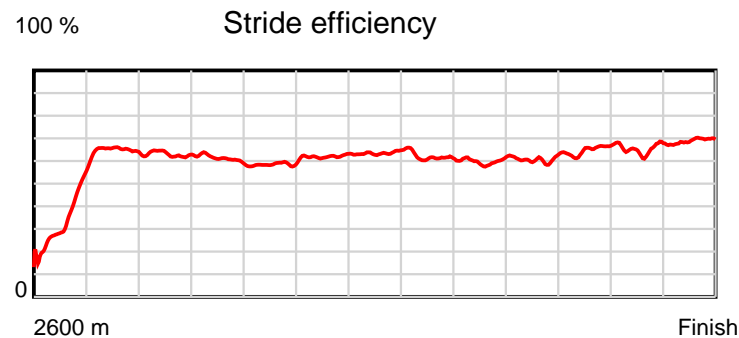
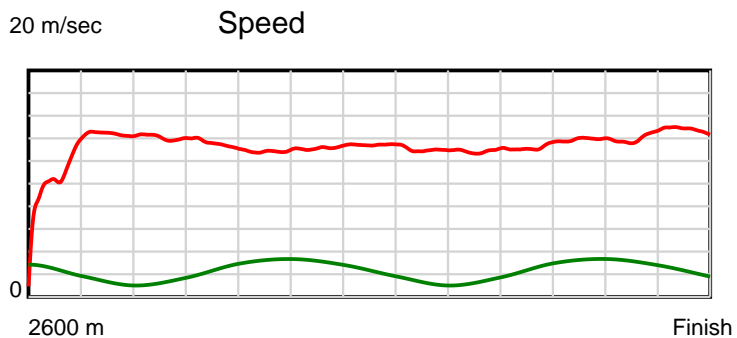
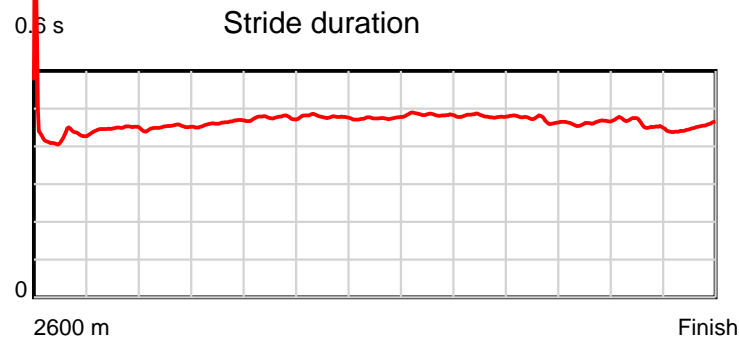
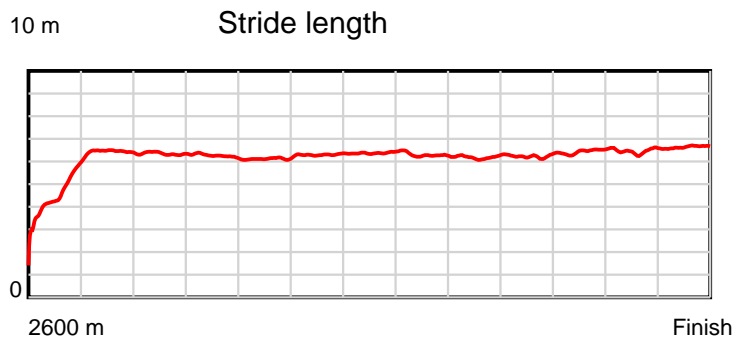
Disclaimer.

HRNZ and NZMTC and Thoroughbred Ratings Pty Ltd accepts no responsibility for the completeness or accuracy of any of the information contained herein, and makes no representations about its suitability for any particular purpose. Users should make their own judgements about those matters and/or seek independent advice. You assume all risks associated with use of the data provided on this page.

Race Results

July 04, 2025, Race 9, NZMTC THANKS DEAN SHANNON HANDICAP PACE, Distance 2600m, Addington - Survey 3200m

Result	TAB no.	Horse (Barrier)	2200m to	2000m to	1800m to	1600m to	1400m to	1200m to	1000m to	800m to	600m to	400m to	200m to	Total or	Margin
6th	2	Steps Boy (4)	2000m	1800m	1600m	1400m	1200m	1000m	800m	600m	400m	200m	WP	Average	
		Position in running (margin)	8(14.1)	8(10.4)	7(7.9)	6(8.5)	6(8.6)	6(7.6)	7(7.2)	7(7.2)	8(7.5)	7(5.9)	6(6.8)		7.20
		Sectional time (s)	14.41	14.80	15.66	15.08	14.90	15.47	15.81	15.23	14.54	14.27	13.65		
		Cumulative time (s)	163.82	149.41	134.61	118.95	103.87	88.97	73.50	57.69	42.46	27.92	13.65	3:16.90	
		Speed (m/s)	13.88	13.51	12.77	13.26	13.42	12.93	12.65	13.13	13.76	14.02	14.65	13.20	
		Stride length (m)	6.25	6.24	6.08	6.36	6.37	6.26	6.08	6.20	6.36	6.44	6.61	6.11	
		Stride duration (s)	0.450	0.462	0.476	0.479	0.474	0.484	0.480	0.472	0.463	0.460	0.451	0.463	
		Stride efficiency (%)	61.06	60.93	57.72	63.13	63.34	61.20	57.68	60.07	63.29	64.90	68.17	58.40	
		Stride count	31.99	32.03	32.91	31.47	31.41	31.96	32.92	32.26	31.43	31.03	30.28	425.31	



Note: Horizontal distance axis grid lines are 200m furlongs.

Disclaimer.

HRNZ and NZMTC and Thoroughbred Ratings Pty Ltd accepts no responsibility for the completeness or accuracy of any of the information contained herein, and makes no representations about its suitability for any particular purpose. Users should make their own judgements about those matters and/or seek independent advice. You assume all risks associated with use of the data provided on this page.



Race Results



July 04, 2025, Race 9, NZMTC THANKS DEAN SHANNON HANDICAP PACE, Distance 2600m, Addington - Survey 3200m

Result	TAB no.	Horse (Barrier)	2600 to	2400m to
7th	5	Ocean Of Tears (7)	2400m	2200m
		Position in running (margin)	-	7(11.7)
		Sectional time (s)	18.53	14.03
		Cumulative time (s)	197.87	179.34
		Speed (m/s)	10.80	14.26
		Stride length (m)	4.78	6.22
		Stride duration (s)	0.427	0.436
		Stride efficiency (%)	35.76	60.52
		Stride count	41.81	32.14

Disclaimer.

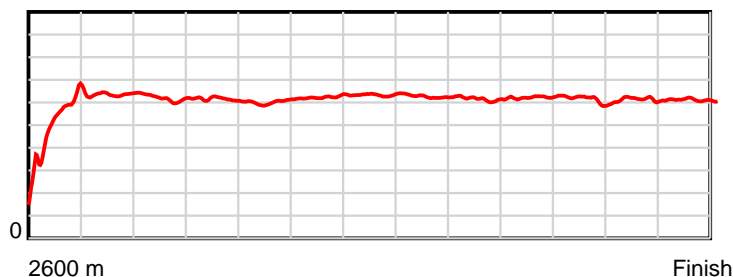
HRNZ and NZMTC and Thoroughbred Ratings Pty Ltd accepts no responsibility for the completeness or accuracy of any of the information contained herein, and makes no representations about its suitability for any particular purpose. Users should make their own judgements about those matters and/or seek independent advice. You assume all risks associated with use of the data provided on this page.

Race Results

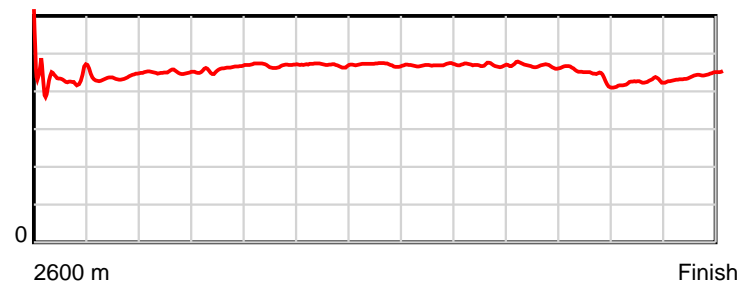
July 04, 2025, Race 9, NZMTC THANKS DEAN SHANNON HANDICAP PACE, Distance 2600m, Addington - Survey 3200m

Result	TAB no.	Horse (Barrier)	2200m to	2000m to	1800m to	1600m to	1400m to	1200m to	1000m to	800m to	600m to	400m to	200m to	Total or	Margin
7th	5	Ocean Of Tears (7)	2000m	1800m	1600m	1400m	1200m	1000m	800m	600m	400m	200m	WP	Average	
		Position in running (margin)	7(10.9)	7(10.1)	8(8.6)	8(10.6)	8(11.4)	8(10.0)	8(8.7)	8(7.8)	7(7.0)	8(7.0)	8(7.2)		12.60
		Sectional time (s)	14.91	14.94	15.90	15.19	14.84	15.32	15.66	15.05	14.80	14.16	14.54		
		Cumulative time (s)	165.31	150.40	135.46	119.56	104.37	89.53	74.21	58.55	43.50	28.70	14.54	3:17.87	
		Speed (m/s)	13.41	13.39	12.58	13.17	13.48	13.05	12.77	13.29	13.51	14.12	13.76	13.14	
		Stride length (m)	6.05	6.16	5.90	6.19	6.35	6.13	6.00	6.22	5.93	6.02	6.10	5.98	
		Stride duration (s)	0.451	0.460	0.469	0.470	0.471	0.470	0.470	0.468	0.439	0.426	0.444	0.455	
		Stride efficiency (%)	57.12	59.23	54.44	59.81	63.10	58.73	56.18	60.45	54.95	56.69	58.15	55.81	
		Stride count	33.08	32.48	33.88	32.33	31.47	32.62	33.36	32.16	33.73	33.20	32.79	435.05	

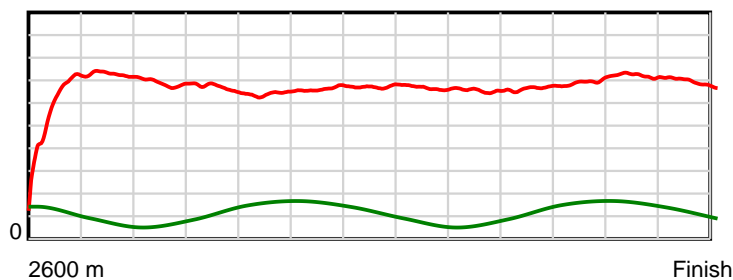
10 m Stride length



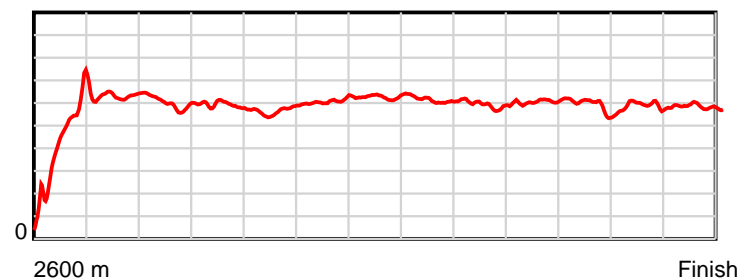
0.6 s Stride duration



20 m/sec Speed



100 % Stride efficiency



Note: Horizontal distance axis grid lines are 200m furlongs.

Disclaimer.

HRNZ and NZMTC and Thoroughbred Ratings Pty Ltd accepts no responsibility for the completeness or accuracy of any of the information contained herein, and makes no representations about its suitability for any particular purpose. Users should make their own judgements about those matters and/or seek independent advice. You assume all risks associated with use of the data provided on this page.



Race Results



July 04, 2025, Race 9, NZMTC THANKS DEAN SHANNON HANDICAP PACE, Distance 2600m, Addington - Survey 3200m

Result	TAB no.	Horse (Barrier)	2600 to	2400m to
8th	8	Ebury Street (2)	2400m	2200m
		Position in running (margin)	-	6(7.7)
		Sectional time (s)	17.79	14.29
		Cumulative time (s)	198.45	180.66
		Speed (m/s)	11.24	14.00
		Stride length (m)	5.41	5.95
		Stride duration (s)	0.433	0.425
		Stride efficiency (%)	45.82	55.34
		Stride count	36.93	33.61

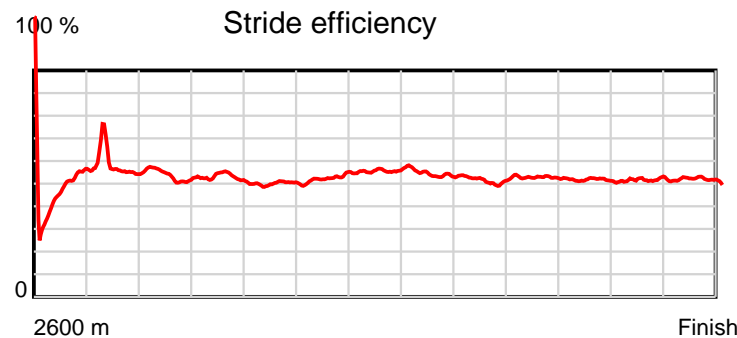
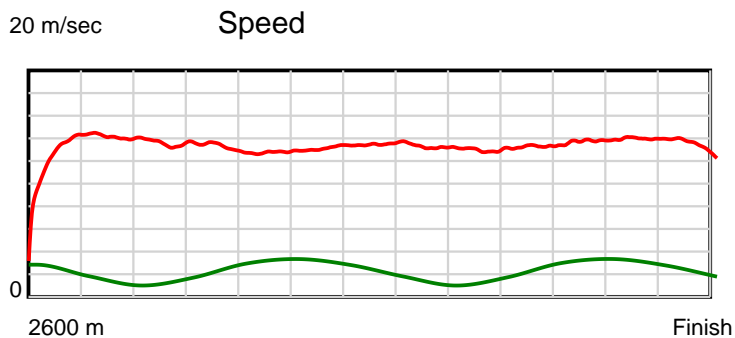
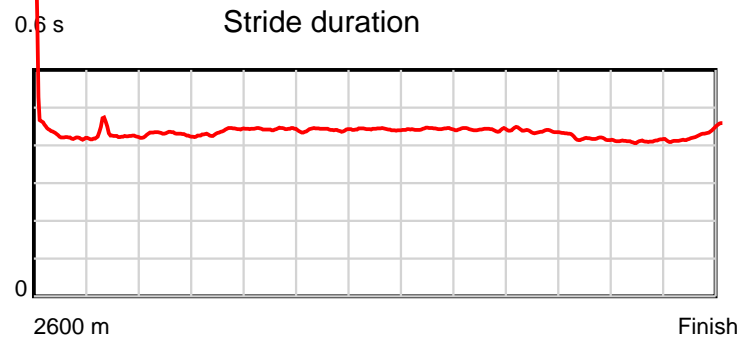
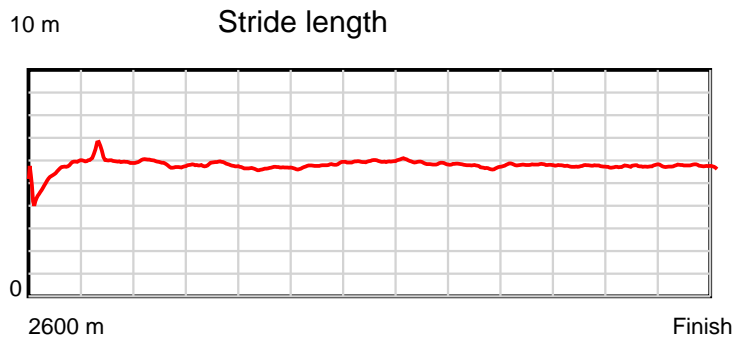
Disclaimer.

HRNZ and NZMTC and Thoroughbred Ratings Pty Ltd accepts no responsibility for the completeness or accuracy of any of the information contained herein, and makes no representations about its suitability for any particular purpose. Users should make their own judgements about those matters and/or seek independent advice. You assume all risks associated with use of the data provided on this page.

Race Results

July 04, 2025, Race 9, NZMTC THANKS DEAN SHANNON HANDICAP PACE, Distance 2600m, Addington - Survey 3200m

Result	TAB no.	Horse (Barrier)	2200m to	2000m to	1800m to	1600m to	1400m to	1200m to	1000m to	800m to	600m to	400m to	200m to	Total or	Margin
8th	8	Ebury Street (2)	2000m	1800m	1600m	1400m	1200m	1000m	800m	600m	400m	200m	WP	Average	
		Position in running (margin)	6(8.5)	6(8.6)	6(7.2)	7(9.0)	7(9.4)	7(8.2)	6(6.6)	6(6.4)	5(5.6)	6(5.7)	7(7.1)		15.90
		Sectional time (s)	15.04	14.98	15.86	15.14	14.85	15.28	15.78	15.05	14.83	14.35	15.21		
		Cumulative time (s)	166.37	151.33	136.35	120.49	105.35	90.50	75.22	59.44	44.39	29.56	15.21	3:18.45	
		Speed (m/s)	13.30	13.35	12.61	13.21	13.47	13.09	12.67	13.29	13.49	13.94	13.15	13.10	
		Stride length (m)	5.72	5.83	5.58	5.84	5.96	5.80	5.60	5.81	5.63	5.72	5.69	5.73	
		Stride duration (s)	0.430	0.437	0.443	0.442	0.443	0.443	0.442	0.437	0.417	0.411	0.432	0.437	
		Stride efficiency (%)	51.08	53.07	48.68	53.21	55.51	52.61	49.00	52.76	49.48	51.21	50.51	51.30	
		Stride count	34.98	34.32	35.83	34.27	33.56	34.47	35.71	34.42	35.54	34.94	35.18	453.76	



Note: Horizontal distance axis grid lines are 200m furlongs.

Disclaimer.

HRNZ and NZMTC and Thoroughbred Ratings Pty Ltd accepts no responsibility for the completeness or accuracy of any of the information contained herein, and makes no representations about its suitability for any particular purpose. Users should make their own judgements about those matters and/or seek independent advice. You assume all risks associated with use of the data provided on this page.



Race Results



July 04, 2025, Race 9, NZMTC THANKS DEAN SHANNON HANDICAP PACE, Distance 2600m, Addington - Survey 3200m

Result	TAB no.	Horse (Barrier)	2600 to	2400m to
9th	9	Mr Cash Man (3)	2400m	2200m
		Position in running (margin)	-	4(5.9)
		Sectional time (s)	17.63	14.04
		Cumulative time (s)	198.50	180.87
		Speed (m/s)	11.35	14.25
		Stride length (m)	5.44	6.22
		Stride duration (s)	0.438	0.436
		Stride efficiency (%)	46.31	60.36
		Stride count	36.74	32.18

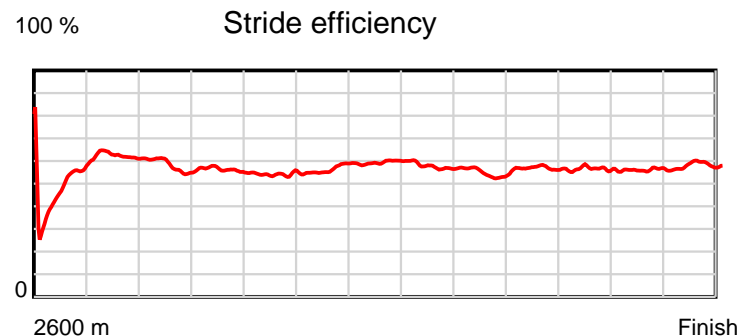
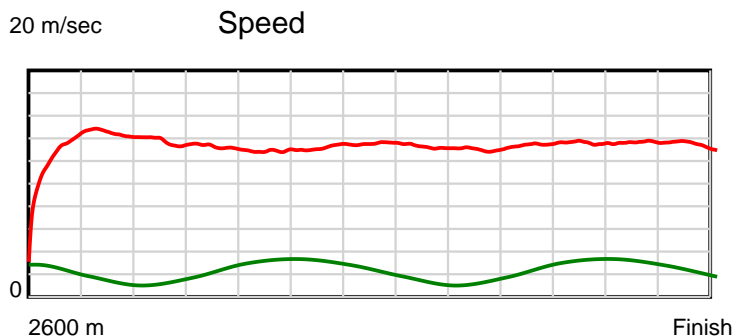
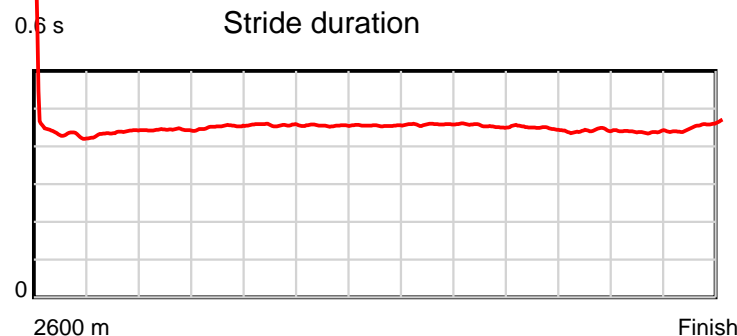
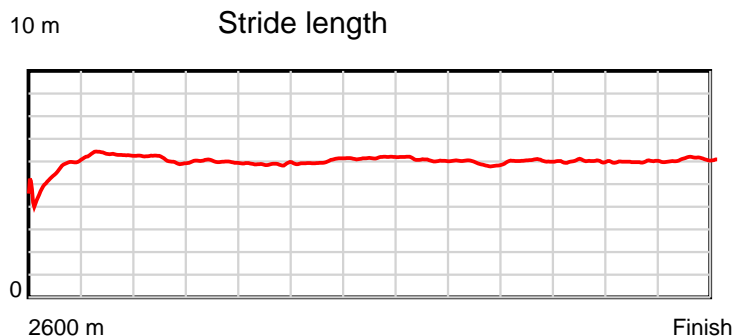
Disclaimer.

HRNZ and NZMTC and Thoroughbred Ratings Pty Ltd accepts no responsibility for the completeness or accuracy of any of the information contained herein, and makes no representations about its suitability for any particular purpose. Users should make their own judgements about those matters and/or seek independent advice. You assume all risks associated with use of the data provided on this page.

Race Results

July 04, 2025, Race 9, NZMTC THANKS DEAN SHANNON HANDICAP PACE, Distance 2600m, Addington - Survey 3200m

Result	TAB no.	Horse (Barrier)	2200m to	2000m to	1800m to	1600m to	1400m to	1200m to	1000m to	800m to	600m to	400m to	200m to	Total or	Margin
9th	9	Mr Cash Man (3)	2000m	1800m	1600m	1400m	1200m	1000m	800m	600m	400m	200m	WP	Average	
		Position in running (margin)	4(5.2)	4(5.2)	4(5.0)	5(7.0)	5(7.7)	5(6.2)	4(4.6)	4(4.4)	3(3.2)	4(4.5)	9(8.2)		16.20
		Sectional time (s)	15.03	15.17	15.90	15.19	14.80	15.27	15.77	15.01	15.02	14.73	14.94		
		Cumulative time (s)	166.83	151.80	136.63	120.73	105.54	90.74	75.47	59.70	44.69	29.67	14.94	3:18.50	
		Speed (m/s)	13.31	13.18	12.58	13.17	13.51	13.10	12.68	13.32	13.32	13.58	13.39	13.10	
		Stride length (m)	5.90	5.96	5.74	5.99	6.15	6.00	5.76	5.97	5.88	5.96	6.09	5.92	
		Stride duration (s)	0.443	0.452	0.457	0.455	0.455	0.458	0.454	0.448	0.442	0.439	0.455	0.452	
		Stride efficiency (%)	54.40	55.56	51.55	56.14	59.12	56.26	51.91	55.63	54.04	55.51	57.89	54.80	
		Stride count	33.90	33.54	34.82	33.37	32.52	33.33	34.70	33.52	34.01	33.56	32.86	439.05	



Note: Horizontal distance axis grid lines are 200m furlongs.

Disclaimer.

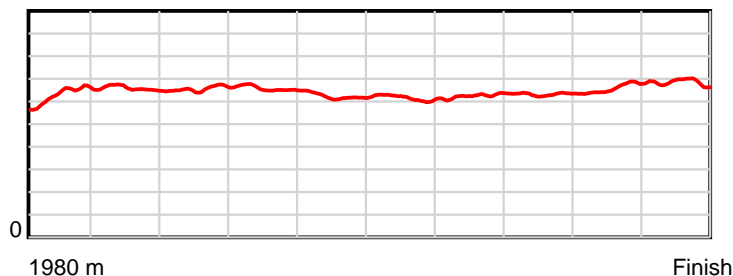
HRNZ and NZMTC and Thoroughbred Ratings Pty Ltd accepts no responsibility for the completeness or accuracy of any of the information contained herein, and makes no representations about its suitability for any particular purpose. Users should make their own judgements about those matters and/or seek independent advice. You assume all risks associated with use of the data provided on this page.

Race Results

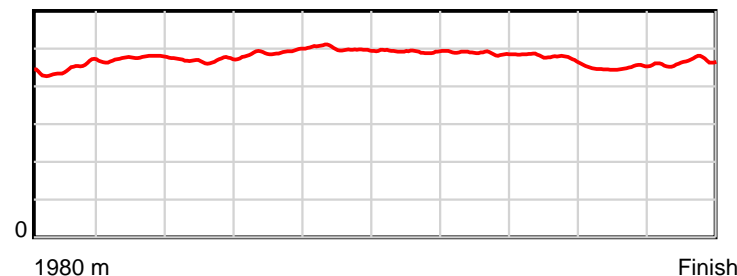
July 04, 2025, Race 10, GOLD BAND TAXIS MOBILE PACE, Distance 1980m, Addington - Survey 1980m

Result	TAB no.	Horse (Barrier)	1980 to	1800m to	1600m to	1400m to	1200m to	1000m to	800m to	600m to	400m to	200m to	Total or	Margin
1st	2	Forever Dream (2)	1800m	1600m	1400m	1200m	1000m	800m	600m	400m	200m	WP	Average	
		Position in running (margin)	-	5(4.7)	3(3.4)	1(0.0)	1(0.0)	1(0.0)	1(0.0)	1(0.0)	1(0.0)	1(0.0)		0.00
		Sectional time (s)	13.08	14.50	14.19	14.98	16.15	16.22	15.53	14.95	13.30	13.61		
		Cumulative time (s)	146.51	133.43	118.93	104.74	89.76	73.61	57.39	41.86	26.91	13.61	2:26.51	
		Speed (m/s)	13.76	13.79	14.09	13.35	12.38	12.33	12.88	13.38	15.04	14.70	13.51	
		Stride length (m)	6.36	6.55	6.62	6.55	6.19	6.08	6.28	6.38	6.76	6.83	6.45	
		Stride duration (s)	0.447	0.475	0.470	0.491	0.500	0.493	0.488	0.477	0.449	0.465	0.477	
		Stride efficiency (%)	63.16	67.04	68.39	67.08	59.83	57.69	61.66	63.56	71.33	72.95	65.04	
		Stride count	28.31	30.53	30.23	30.52	32.32	32.92	31.84	31.36	29.60	29.27	306.90	

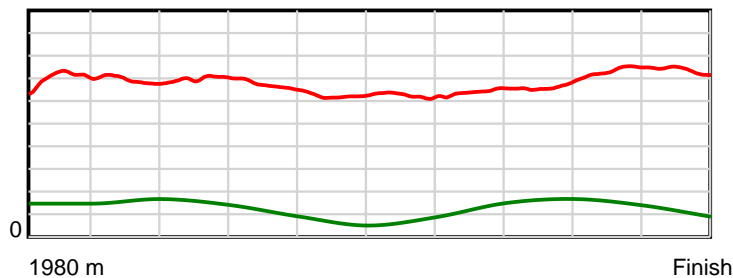
10 m Stride length



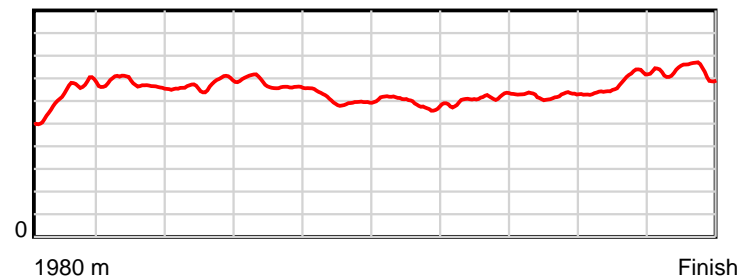
0.6 s Stride duration



20 m/sec Speed



100 % Stride efficiency



Note: Horizontal distance axis grid lines are 200m furlongs.

Disclaimer.

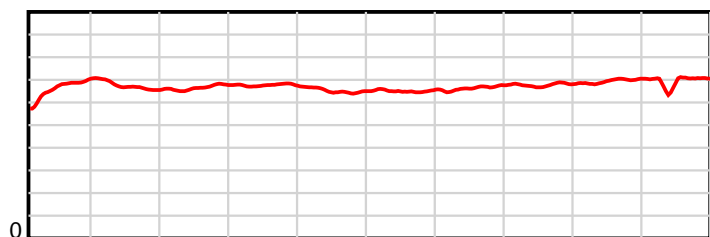
HRNZ and NZMTC and Thoroughbred Ratings Pty Ltd accepts no responsibility for the completeness or accuracy of any of the information contained herein, and makes no representations about its suitability for any particular purpose. Users should make their own judgements about those matters and/or seek independent advice. You assume all risks associated with use of the data provided on this page.

Race Results

July 04, 2025, Race 10, GOLD BAND TAXIS MOBILE PACE, Distance 1980m, Addington - Survey 1980m

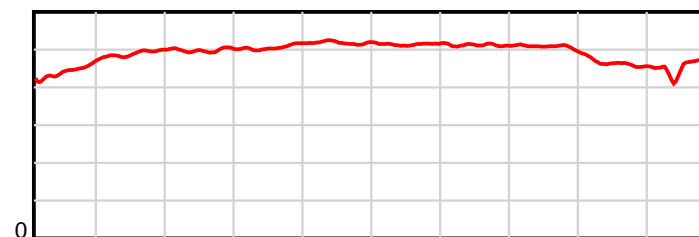
Result	TAB no.	Horse (Barrier)	1980 to	1800m to	1600m to	1400m to	1200m to	1000m to	800m to	600m to	400m to	200m to	Total or	Margin
2nd	5	Timbimboo (5)	1800m	1600m	1400m	1200m	1000m	800m	600m	400m	200m	WP	Average	
		Position in running (margin)	-	1(0.0)	1(0.0)	2(1.5)	2(2.0)	2(2.2)	2(1.7)	2(1.6)	2(2.0)	2(1.6)		0.20
		Sectional time (s)	12.22	14.72	15.01	15.06	16.20	16.12	15.52	15.03	13.23	13.43		
		Cumulative time (s)	146.54	134.32	119.60	104.59	89.53	73.33	57.21	41.69	26.66	13.43	2:26.54	
		Speed (m/s)	14.73	13.59	13.32	13.28	12.35	12.41	12.89	13.31	15.12	14.89	13.51	
		Stride length (m)	6.61	6.67	6.64	6.73	6.40	6.38	6.58	6.74	6.98	6.85	6.66	
		Stride duration (s)	0.447	0.491	0.498	0.507	0.518	0.514	0.511	0.506	0.462	0.460	0.493	
		Stride efficiency (%)	68.27	69.57	68.91	70.87	63.97	63.60	67.74	70.99	76.19	73.37	69.21	
		Stride count	27.23	29.97	30.12	29.70	31.26	31.35	30.38	29.67	28.64	29.19	297.51	

10 m Stride length



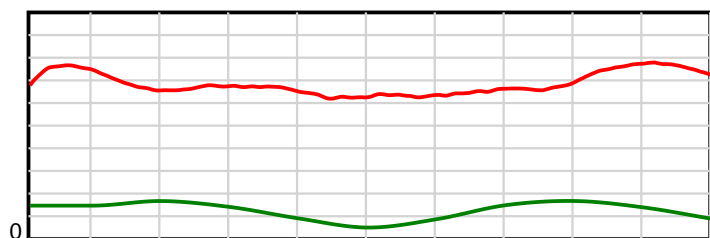
1980 m Finish

0.6 s Stride duration



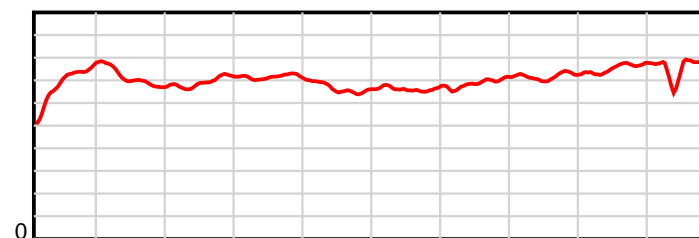
1980 m Finish

20 m/sec Speed



1980 m Finish

100 % Stride efficiency



1980 m Finish

Note: Horizontal distance axis grid lines are 200m furlongs.

Disclaimer.

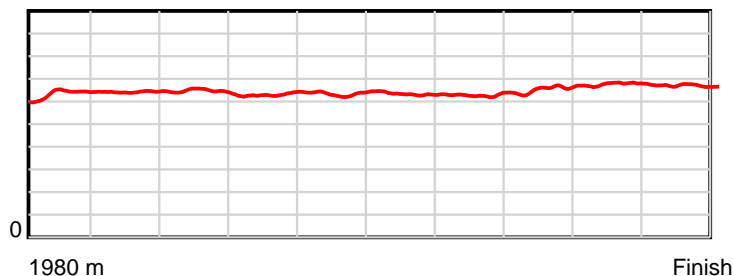
HRNZ and NZMTC and Thoroughbred Ratings Pty Ltd accepts no responsibility for the completeness or accuracy of any of the information contained herein, and makes no representations about its suitability for any particular purpose. Users should make their own judgements about those matters and/or seek independent advice. You assume all risks associated with use of the data provided on this page.

Race Results

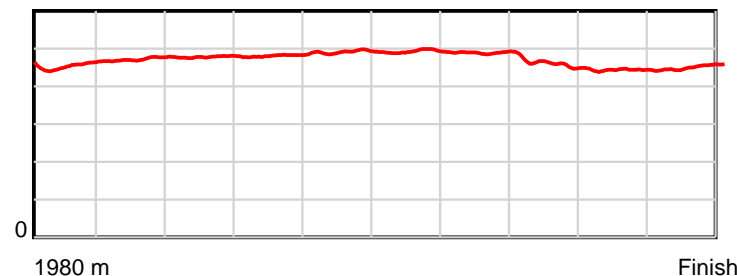
July 04, 2025, Race 10, GOLD BAND TAXIS MOBILE PACE, Distance 1980m, Addington - Survey 1980m

Result	TAB no.	Horse (Barrier)	1980 to	1800m to	1600m to	1400m to	1200m to	1000m to	800m to	600m to	400m to	200m to	Total or	Margin
3rd	8	Miki Flybye (0)	1800m	1600m	1400m	1200m	1000m	800m	600m	400m	200m	WP	Average	
		Position in running (margin)	-	6(6.8)	6(8.2)	6(8.4)	7(10.1)	7(8.0)	7(6.6)	7(5.9)	3(2.5)	3(1.6)		0.60
		Sectional time (s)	13.52	14.95	14.80	15.27	15.80	15.99	15.41	14.39	13.15	13.34		
		Cumulative time (s)	146.62	133.10	118.15	103.35	88.08	72.28	56.29	40.88	26.49	13.34	2:26.62	
		Speed (m/s)	13.31	13.38	13.51	13.10	12.66	12.51	12.98	13.90	15.21	14.99	13.50	
		Stride length (m)	6.33	6.32	6.46	6.30	6.22	6.16	6.35	6.35	6.73	6.78	6.40	
		Stride duration (s)	0.454	0.472	0.478	0.481	0.492	0.492	0.489	0.457	0.443	0.452	0.474	
		Stride efficiency (%)	62.59	62.32	65.28	61.99	60.50	59.25	63.01	63.07	70.84	71.77	63.91	
		Stride count	28.44	31.67	30.94	31.75	32.14	32.48	31.50	31.48	29.70	29.51	309.61	

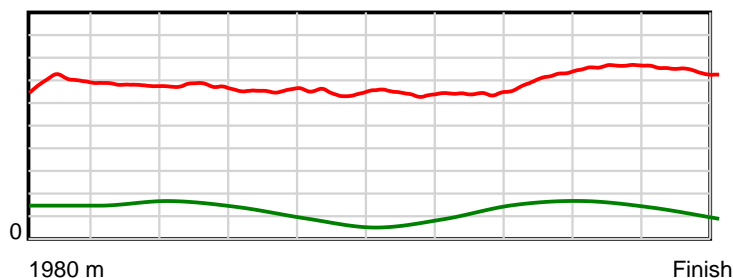
10 m Stride length



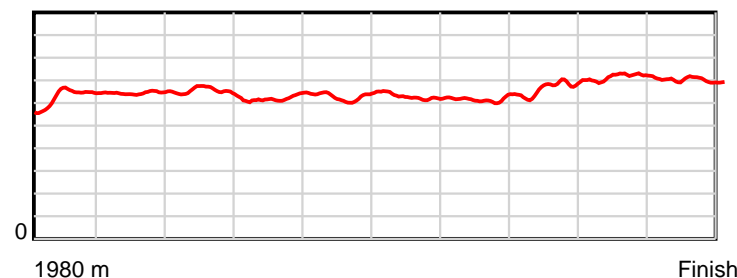
0.6 s Stride duration



20 m/sec Speed



100 % Stride efficiency



Note: Horizontal distance axis grid lines are 200m furlongs.

Disclaimer.

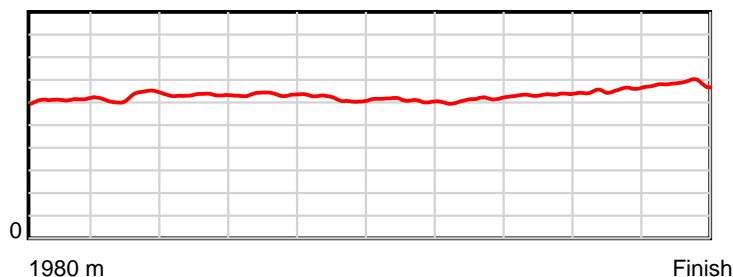
HRNZ and NZMTC and Thoroughbred Ratings Pty Ltd accepts no responsibility for the completeness or accuracy of any of the information contained herein, and makes no representations about its suitability for any particular purpose. Users should make their own judgements about those matters and/or seek independent advice. You assume all risks associated with use of the data provided on this page.

Race Results

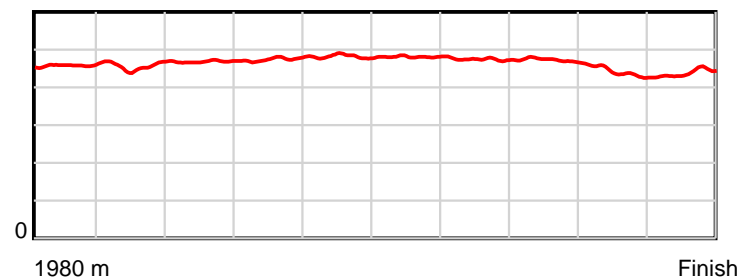
July 04, 2025, Race 10, GOLD BAND TAXIS MOBILE PACE, Distance 1980m, Addington - Survey 1980m

Result	TAB no.	Horse (Barrier)	1980 to	1800m to	1600m to	1400m to	1200m to	1000m to	800m to	600m to	400m to	200m to	Total or	Margin
4th	7	Troubleshooter (7)	1800m	1600m	1400m	1200m	1000m	800m	600m	400m	200m	WP	Average	
		Position in running (margin)	-	8(9.6)	7(9.1)	7(8.8)	6(8.6)	6(6.8)	6(5.8)	6(5.6)	8(5.5)	6(5.8)		1.70
		Sectional time (s)	14.01	14.64	14.71	14.95	15.86	16.05	15.49	14.93	13.35	12.83		
		Cumulative time (s)	146.82	132.81	118.17	103.46	88.51	72.65	56.60	41.11	26.18	12.83	2:26.82	
		Speed (m/s)	12.85	13.66	13.60	13.38	12.61	12.46	12.91	13.40	14.98	15.59	13.49	
		Stride length (m)	6.04	6.24	6.37	6.35	6.07	5.99	6.12	6.33	6.60	6.84	6.29	
		Stride duration (s)	0.458	0.457	0.468	0.474	0.482	0.481	0.474	0.472	0.441	0.439	0.466	
		Stride efficiency (%)	57.08	60.94	63.37	62.91	57.63	56.16	58.48	62.53	68.04	73.11	61.78	
		Stride count	29.78	32.03	31.41	31.52	32.93	33.36	32.69	31.62	30.31	29.24	314.89	

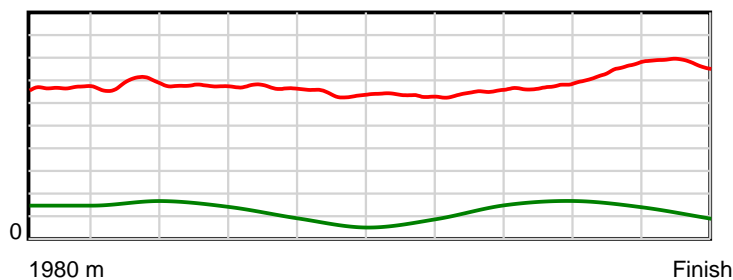
10 m Stride length



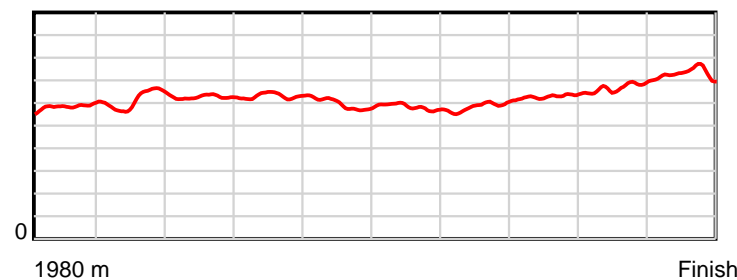
0.6 s Stride duration



20 m/sec Speed



100 % Stride efficiency



Note: Horizontal distance axis grid lines are 200m furlongs.

Disclaimer.

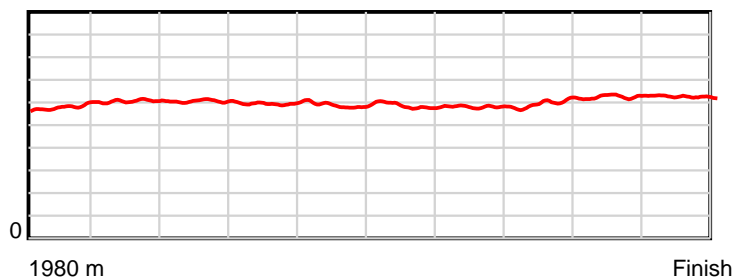
HRNZ and NZMTC and Thoroughbred Ratings Pty Ltd accepts no responsibility for the completeness or accuracy of any of the information contained herein, and makes no representations about its suitability for any particular purpose. Users should make their own judgements about those matters and/or seek independent advice. You assume all risks associated with use of the data provided on this page.

Race Results

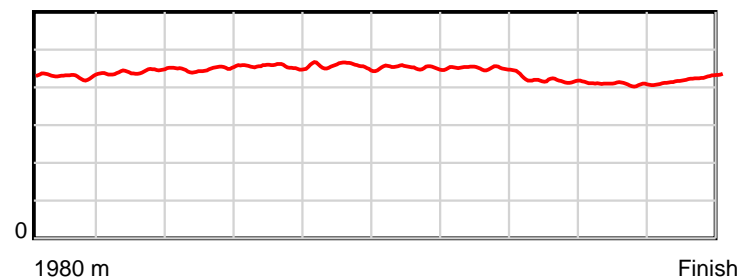
July 04, 2025, Race 10, GOLD BAND TAXIS MOBILE PACE, Distance 1980m, Addington - Survey 1980m

Result	TAB no.	Horse (Barrier)	1980 to	1800m to	1600m to	1400m to	1200m to	1000m to	800m to	600m to	400m to	200m to	Total or	Margin
5th	6	McKendrick (6)	1800m	1600m	1400m	1200m	1000m	800m	600m	400m	200m	WP	Average	
		Position in running (margin)	-	7(8.5)	8(9.4)	8(10.1)	8(11.9)	8(9.9)	8(8.3)	8(7.8)	5(3.6)	4(3.0)		3.20
		Sectional time (s)	13.78	14.87	14.88	15.29	15.81	15.96	15.45	14.24	13.20	13.60		
		Cumulative time (s)	147.08	133.30	118.43	103.55	88.26	72.45	56.49	41.04	26.80	13.60	2:27.08	
		Speed (m/s)	13.06	13.45	13.44	13.08	12.65	12.53	12.94	14.04	15.15	14.71	13.46	
		Stride length (m)	5.76	5.95	6.03	5.96	5.78	5.68	5.83	5.86	6.18	6.24	5.92	
		Stride duration (s)	0.430	0.442	0.449	0.455	0.457	0.453	0.450	0.417	0.408	0.425	0.440	
		Stride efficiency (%)	51.80	55.28	56.85	55.44	52.17	50.44	53.03	53.62	59.72	60.91	54.82	
		Stride count	31.26	33.63	33.16	33.58	34.61	35.20	34.33	34.14	32.35	32.04	334.30	

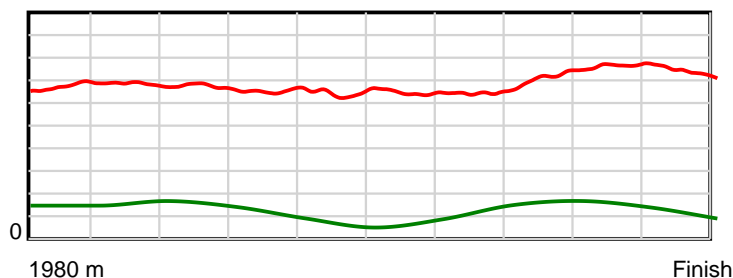
10 m Stride length



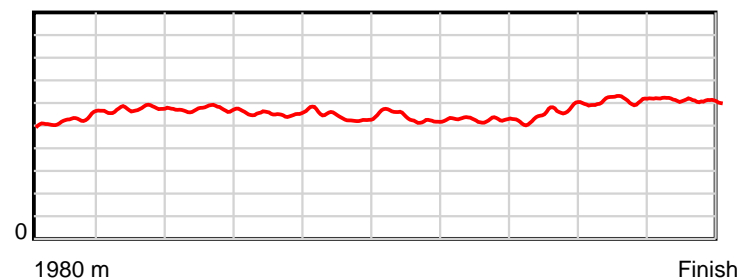
0.6 s Stride duration



20 m/sec Speed



100 % Stride efficiency



Note: Horizontal distance axis grid lines are 200m furlongs.

Disclaimer.

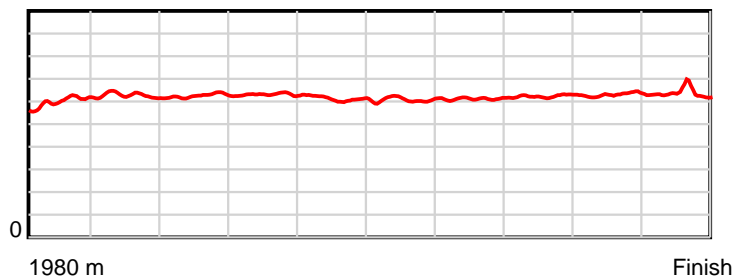
HRNZ and NZMTC and Thoroughbred Ratings Pty Ltd accepts no responsibility for the completeness or accuracy of any of the information contained herein, and makes no representations about its suitability for any particular purpose. Users should make their own judgements about those matters and/or seek independent advice. You assume all risks associated with use of the data provided on this page.

Race Results

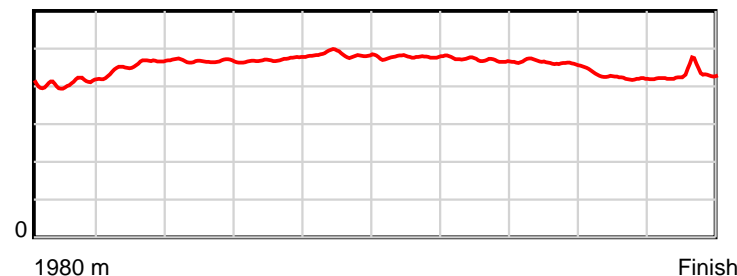
July 04, 2025, Race 10, GOLD BAND TAXIS MOBILE PACE, Distance 1980m, Addington - Survey 1980m

Result	TAB no.	Horse (Barrier)	1980 to	1800m to	1600m to	1400m to	1200m to	1000m to	800m to	600m to	400m to	200m to	Total or	Margin
6th	4	Toby Tom B (4)	1800m	1600m	1400m	1200m	1000m	800m	600m	400m	200m	WP	Average	
		Position in running (margin)	-	2(1.5)	2(2.2)	3(3.7)	3(4.3)	4(4.8)	4(3.6)	4(3.3)	6(4.2)	5(4.7)		4.60
		Sectional time (s)	12.62	14.84	15.02	15.09	16.23	16.01	15.48	15.10	13.38	13.56		
		Cumulative time (s)	147.33	134.71	119.87	104.85	89.76	73.53	57.52	42.04	26.94	13.56	2:27.33	
		Speed (m/s)	14.26	13.48	13.32	13.25	12.32	12.49	12.92	13.25	14.95	14.75	13.44	
		Stride length (m)	5.91	6.14	6.22	6.25	5.97	5.96	6.06	6.12	6.34	6.35	6.13	
		Stride duration (s)	0.408	0.456	0.467	0.471	0.485	0.478	0.470	0.462	0.424	0.431	0.456	
		Stride efficiency (%)	54.62	58.91	60.51	61.03	55.72	55.58	57.46	58.60	62.74	62.97	58.76	
		Stride count	30.45	32.57	32.14	32.00	33.49	33.53	32.98	32.66	31.56	31.51	322.89	

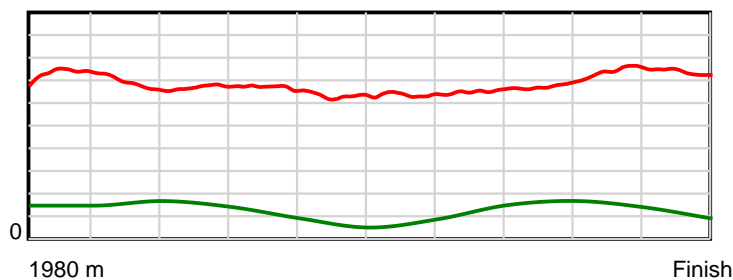
10 m Stride length



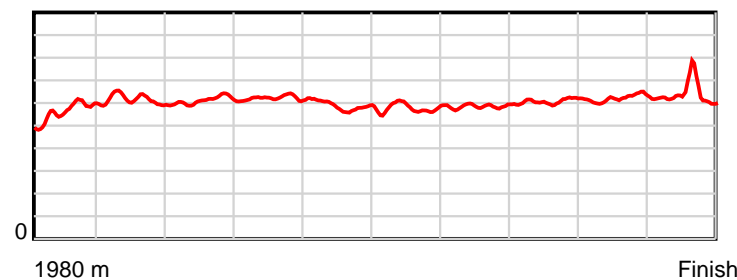
0.6 s Stride duration



20 m/sec Speed



100 % Stride efficiency



Note: Horizontal distance axis grid lines are 200m furlongs.

Disclaimer.

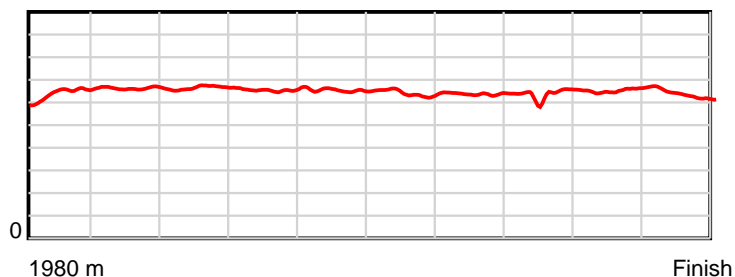
HRNZ and NZMTC and Thoroughbred Ratings Pty Ltd accepts no responsibility for the completeness or accuracy of any of the information contained herein, and makes no representations about its suitability for any particular purpose. Users should make their own judgements about those matters and/or seek independent advice. You assume all risks associated with use of the data provided on this page.

Race Results

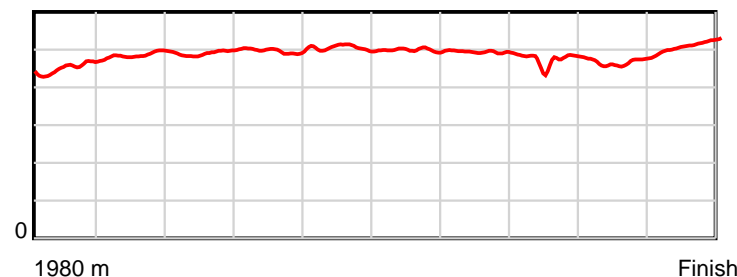
July 04, 2025, Race 10, GOLD BAND TAXIS MOBILE PACE, Distance 1980m, Addington - Survey 1980m

Result	TAB no.	Horse (Barrier)	1980 to	1800m to	1600m to	1400m to	1200m to	1000m to	800m to	600m to	400m to	200m to	Total or	Margin
7th	3	Super Fund (3)	1800m	1600m	1400m	1200m	1000m	800m	600m	400m	200m	WP	Average	
		Position in running (margin)	-	4(4.2)	5(6.0)	5(6.7)	5(8.1)	5(5.7)	5(4.7)	5(4.2)	7(5.0)	8(12.5)		26.70
		Sectional time (s)	13.12	15.01	14.88	15.23	15.75	16.05	15.45	15.07	14.55	16.21		
		Cumulative time (s)	151.32	138.20	123.19	108.31	93.08	77.33	61.28	45.83	30.76	16.21	2:31.32	
		Speed (m/s)	13.72	13.32	13.44	13.13	12.70	12.46	12.94	13.27	13.75	12.34	13.08	
		Stride length (m)	6.38	6.48	6.60	6.53	6.40	6.22	6.38	6.27	6.44	6.36	6.40	
		Stride duration (s)	0.453	0.487	0.491	0.497	0.504	0.499	0.493	0.473	0.469	0.515	0.489	
		Stride efficiency (%)	63.52	65.65	68.03	66.60	64.10	60.40	63.61	61.49	64.80	63.16	64.08	
		Stride count	28.23	30.86	30.31	30.64	31.23	32.17	31.35	31.88	31.06	31.46	309.19	

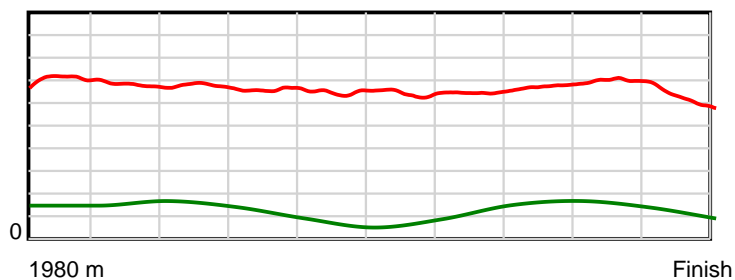
10 m Stride length



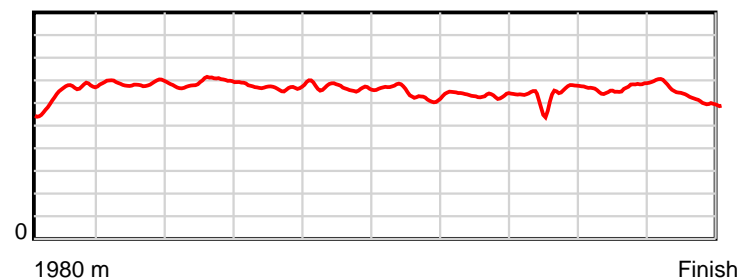
0.6 s Stride duration



20 m/sec Speed



100 % Stride efficiency



Note: Horizontal distance axis grid lines are 200m furlongs.

Disclaimer.

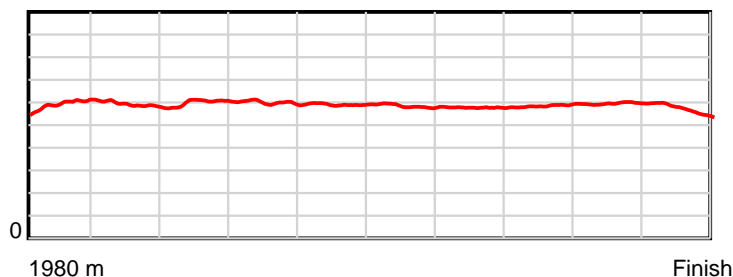
HRNZ and NZMTC and Thoroughbred Ratings Pty Ltd accepts no responsibility for the completeness or accuracy of any of the information contained herein, and makes no representations about its suitability for any particular purpose. Users should make their own judgements about those matters and/or seek independent advice. You assume all risks associated with use of the data provided on this page.

Race Results

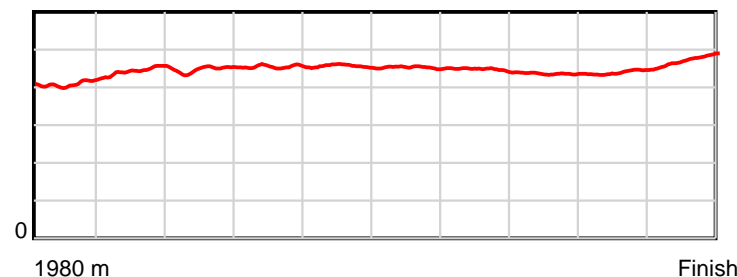
July 04, 2025, Race 10, GOLD BAND TAXIS MOBILE PACE, Distance 1980m, Addington - Survey 1980m

Result	TAB no.	Horse (Barrier)	1980 to	1800m to	1600m to	1400m to	1200m to	1000m to	800m to	600m to	400m to	200m to	Total or	Margin
8th	1	Sugar Babe (1)	1800m	1600m	1400m	1200m	1000m	800m	600m	400m	200m	WP	Average	
		Position in running (margin)	-	3(3.0)	4(4.8)	4(5.3)	4(6.4)	3(4.0)	3(2.3)	3(2.3)	4(3.0)	7(12.3)		29.70
		Sectional time (s)	12.91	15.02	14.85	15.16	15.77	15.93	15.54	15.06	14.85	16.77		
		Cumulative time (s)	151.86	138.95	123.93	109.08	93.92	78.15	62.22	46.68	31.62	16.77	2:31.86	
		Speed (m/s)	13.94	13.32	13.47	13.19	12.68	12.55	12.87	13.28	13.47	11.93	13.04	
		Stride length (m)	5.85	5.92	6.03	6.00	5.79	5.68	5.76	5.79	5.93	5.67	5.84	
		Stride duration (s)	0.408	0.445	0.447	0.455	0.456	0.453	0.447	0.436	0.441	0.475	0.448	
		Stride efficiency (%)	53.46	54.72	56.79	56.19	52.32	50.47	51.78	52.38	55.01	50.20	53.27	
		Stride count	30.77	33.80	33.18	33.35	34.56	35.19	34.74	34.54	33.71	35.29	339.13	

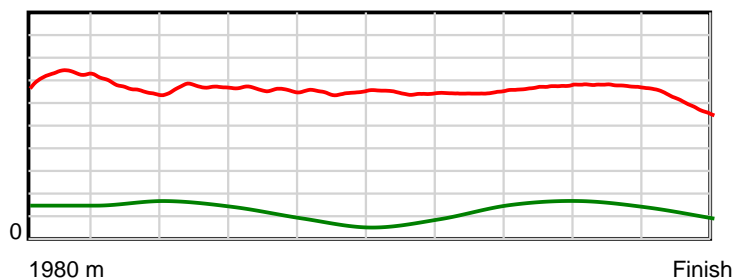
10 m Stride length



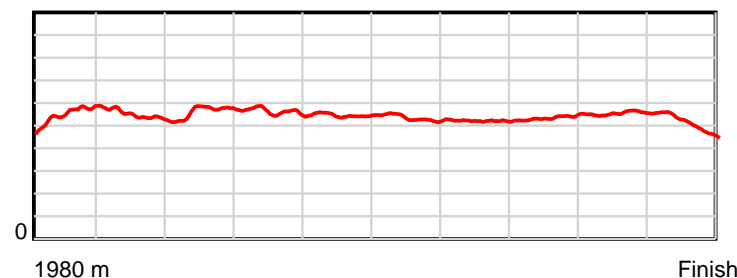
0.6 s Stride duration



20 m/sec Speed



100 % Stride efficiency



Note: Horizontal distance axis grid lines are 200m furlongs.

Disclaimer.

HRNZ and NZMTC and Thoroughbred Ratings Pty Ltd accepts no responsibility for the completeness or accuracy of any of the information contained herein, and makes no representations about its suitability for any particular purpose. Users should make their own judgements about those matters and/or seek independent advice. You assume all risks associated with use of the data provided on this page.