



Race Results

NZ Metropolitan Trotting Club Inc, HRNZ, July 13, 2025

Compilation date: July 13, 2025, 1:45:39 PM (NZST)

Copyright © 2025 HRNZ and NZMTC. All rights reserved.

Trademarks.

StrideMASTER is a registered trademark of Thoroughbred Ratings Pty Ltd.

Disclaimer.

HRNZ and NZMTC and Thoroughbred Ratings Pty Ltd accepts no responsibility for the completeness or accuracy of any of the information contained herein, and makes no representations about its suitability for any particular purpose. Users should make their own judgements about those matters and/or seek independent advice. You assume all risks associated with use of the data provided on this page.



Race Results



July 13, 2025, Race 1, AOTEAROA GAMING TRUST TROT, Distance 2600m, Addington - Survey 3200m

Result	TAB no.	Horse (Barrier)	2600 to	2400m to
1st	11	Request (10)	2400m	2200m
		Position in running (margin)	-	8(7.9)
		Sectional time (s)	18.19	15.92
		Cumulative time (s)	207.49	189.30
		Speed (m/s)	10.99	12.56
		Stride length (m)	5.35	5.74
		Stride duration (s)	0.467	0.457
		Stride efficiency (%)	44.68	51.55
		Stride count	37.40	34.82

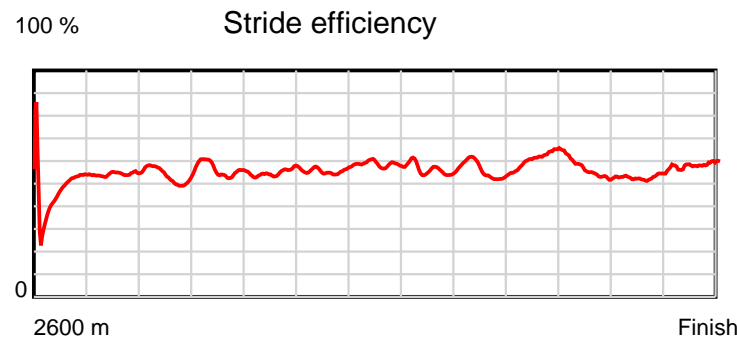
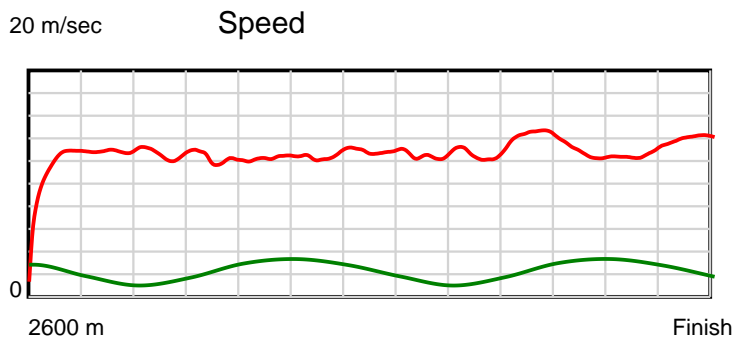
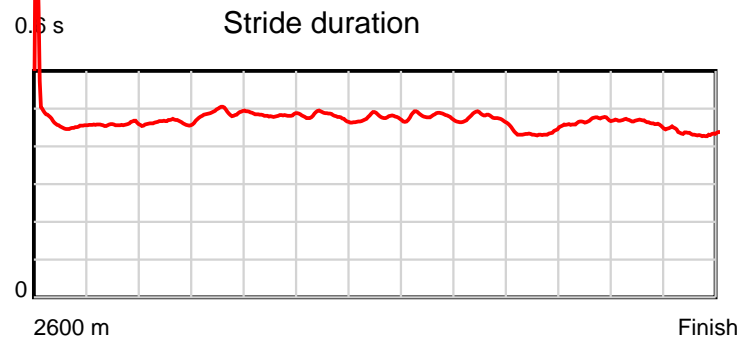
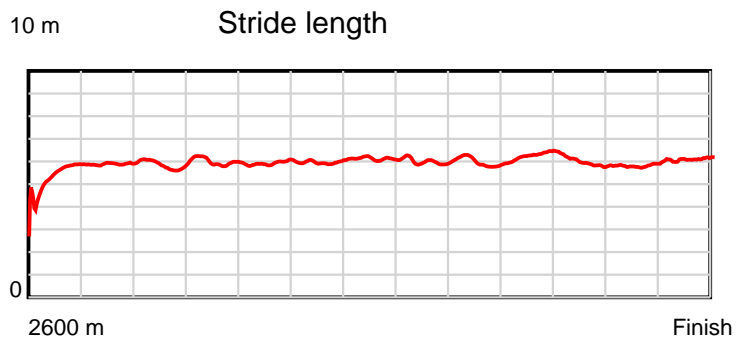
Disclaimer.

HRNZ and NZMTC and Thoroughbred Ratings Pty Ltd accepts no responsibility for the completeness or accuracy of any of the information contained herein, and makes no representations about its suitability for any particular purpose. Users should make their own judgements about those matters and/or seek independent advice. You assume all risks associated with use of the data provided on this page.

Race Results

July 13, 2025, Race 1, AOTEAROA GAMING TRUST TROT, Distance 2600m, Addington - Survey 3200m

Result	TAB no.	Horse (Barrier)	2200m to	2000m to	1800m to	1600m to	1400m to	1200m to	1000m to	800m to	600m to	400m to	200m to	Total or	Margin
1st	11	Request (10)	2000m	1800m	1600m	1400m	1200m	1000m	800m	600m	400m	200m	WP	Average	
		Position in running (margin)	7(13.5)	7(12.8)	7(11.8)	7(11.3)	8(10.1)	7(7.2)	6(6.4)	6(5.4)	1(0.0)	1(0.0)	2(0.5)		0.00
		Sectional time (s)	16.02	16.34	16.65	16.37	15.56	16.35	16.15	13.94	15.98	15.84	14.18		
		Cumulative time (s)	173.38	157.36	141.02	124.37	108.00	92.44	76.09	59.94	46.00	30.02	14.18	3:27.49	
		Speed (m/s)	12.48	12.24	12.01	12.22	12.85	12.23	12.38	14.35	12.52	12.63	14.10	12.53	
		Stride length (m)	5.79	5.99	5.80	5.85	6.12	5.88	5.87	6.27	5.85	5.84	6.10	5.87	
		Stride duration (s)	0.464	0.490	0.483	0.479	0.476	0.480	0.474	0.437	0.468	0.462	0.432	0.469	
		Stride efficiency (%)	52.43	56.15	52.54	53.50	58.43	53.95	53.83	61.35	53.53	53.24	58.12	53.89	
		Stride count	34.53	33.36	34.49	34.18	32.71	34.04	34.08	31.92	34.17	34.26	32.79	442.75	



Note: Horizontal distance axis grid lines are 200m furlongs.

Disclaimer.

HRNZ and NZMTC and Thoroughbred Ratings Pty Ltd accepts no responsibility for the completeness or accuracy of any of the information contained herein, and makes no representations about its suitability for any particular purpose. Users should make their own judgements about those matters and/or seek independent advice. You assume all risks associated with use of the data provided on this page.



Race Results



July 13, 2025, Race 1, AOTEAROA GAMING TRUST TROT, Distance 2600m, Addington - Survey 3200m

Result	TAB no.	Horse (Barrier)	2600 to	2400m to
2nd	10	Kingaroy (9)	2400m	2200m
		Position in running (margin)	-	4(5.6)
		Sectional time (s)	17.86	15.32
		Cumulative time (s)	207.55	189.69
		Speed (m/s)	11.20	13.05
		Stride length (m)	5.13	5.56
		Stride duration (s)	0.444	0.426
		Stride efficiency (%)	41.19	48.27
		Stride count	38.95	35.99

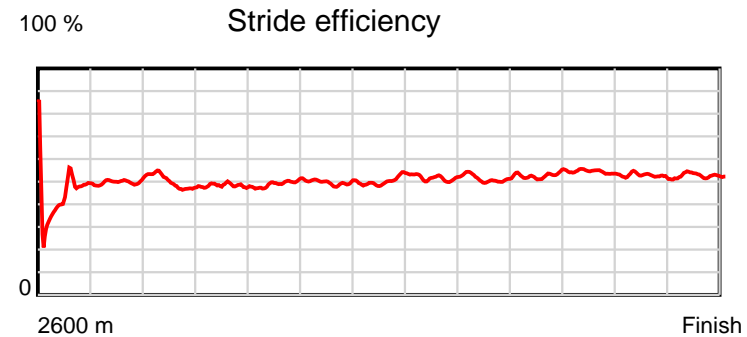
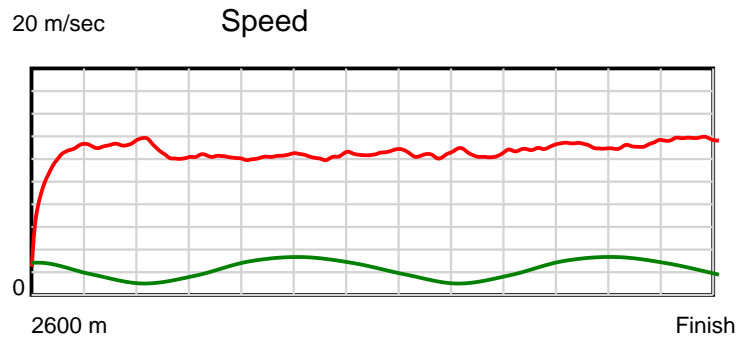
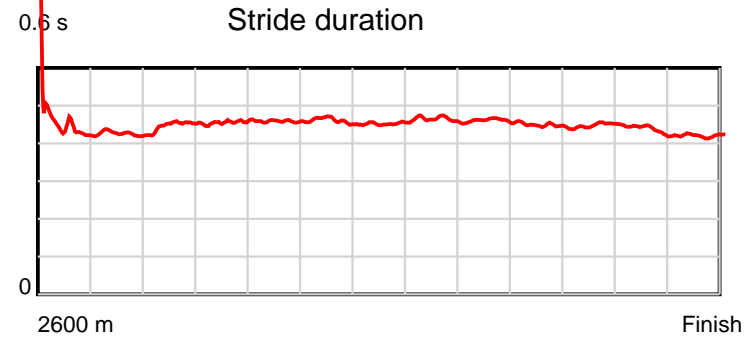
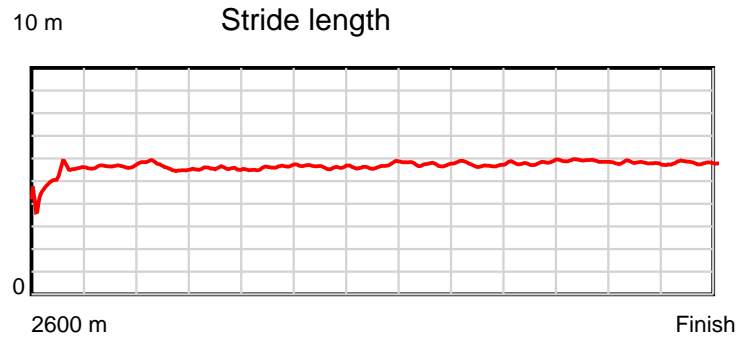
Disclaimer.

HRNZ and NZMTC and Thoroughbred Ratings Pty Ltd accepts no responsibility for the completeness or accuracy of any of the information contained herein, and makes no representations about its suitability for any particular purpose. Users should make their own judgements about those matters and/or seek independent advice. You assume all risks associated with use of the data provided on this page.

Race Results

July 13, 2025, Race 1, AOTEAROA GAMING TRUST TROT, Distance 2600m, Addington - Survey 3200m

Result	TAB no.	Horse (Barrier)	2200m to	2000m to	1800m to	1600m to	1400m to	1200m to	1000m to	800m to	600m to	400m to	200m to	Total or	Margin
2nd	10	Kingaroy (9)	2000m	1800m	1600m	1400m	1200m	1000m	800m	600m	400m	200m	WP	Average	
		Position in running (margin)	4(7.5)	4(8.0)	5(7.4)	5(6.7)	4(5.9)	5(4.7)	4(3.5)	4(3.0)	5(6.2)	4(3.0)	1(0.0)		0.30
		Sectional time (s)	16.21	16.41	16.61	16.44	15.85	16.28	16.23	15.38	15.44	15.26	14.26		
		Cumulative time (s)	174.37	158.16	141.75	125.14	108.70	92.85	76.57	60.34	44.96	29.52	14.26	3:27.55	
		Speed (m/s)	12.34	12.19	12.04	12.17	12.62	12.29	12.32	13.00	12.95	13.11	14.03	12.53	
		Stride length (m)	5.52	5.54	5.51	5.60	5.71	5.70	5.68	5.82	5.80	5.69	5.90	5.62	
		Stride duration (s)	0.448	0.455	0.458	0.460	0.452	0.464	0.461	0.447	0.448	0.435	0.421	0.449	
		Stride efficiency (%)	47.69	48.03	47.49	48.93	50.91	50.77	50.46	52.95	52.65	50.68	54.43	49.41	
		Stride count	36.20	36.08	36.28	35.74	35.04	35.09	35.19	34.36	34.46	35.12	33.89	462.39	



Note: Horizontal distance axis grid lines are 200m furlongs.

Disclaimer.

HRNZ and NZMTC and Thoroughbred Ratings Pty Ltd accepts no responsibility for the completeness or accuracy of any of the information contained herein, and makes no representations about its suitability for any particular purpose. Users should make their own judgements about those matters and/or seek independent advice. You assume all risks associated with use of the data provided on this page.



Race Results



July 13, 2025, Race 1, AOTEAROA GAMING TRUST TROT, Distance 2600m, Addington - Survey 3200m

Result	TAB no.	Horse (Barrier)	2600 to	2400m to
3rd	9	Muscle Dash (8)	2400m	2200m
		Position in running (margin)	-	1(0.0)
		Sectional time (s)	16.90	15.19
		Cumulative time (s)	207.87	190.97
		Speed (m/s)	11.83	13.17
		Stride length (m)	5.61	5.95
		Stride duration (s)	0.469	0.452
		Stride efficiency (%)	49.20	55.35
		Stride count	35.64	33.61

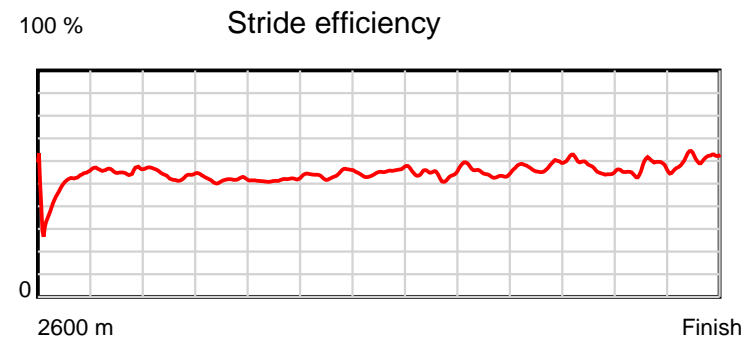
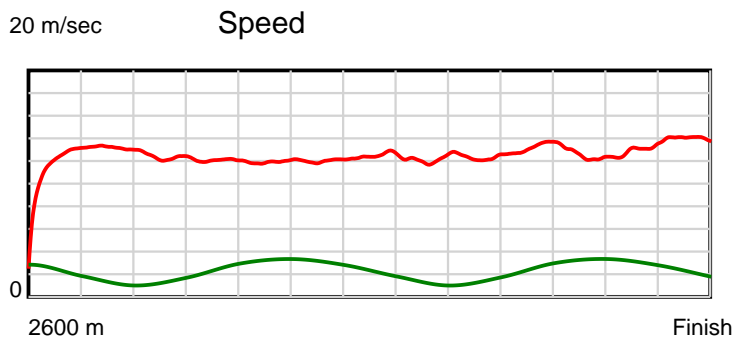
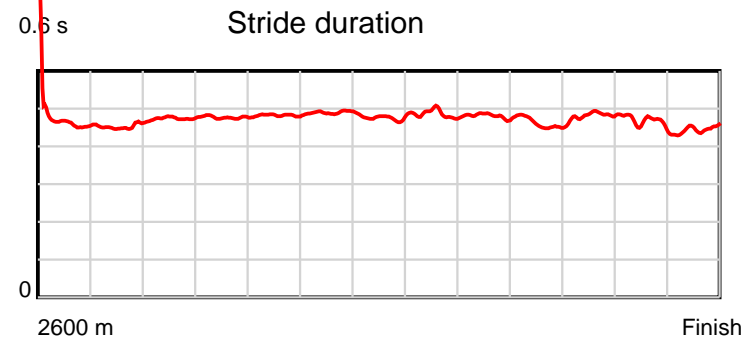
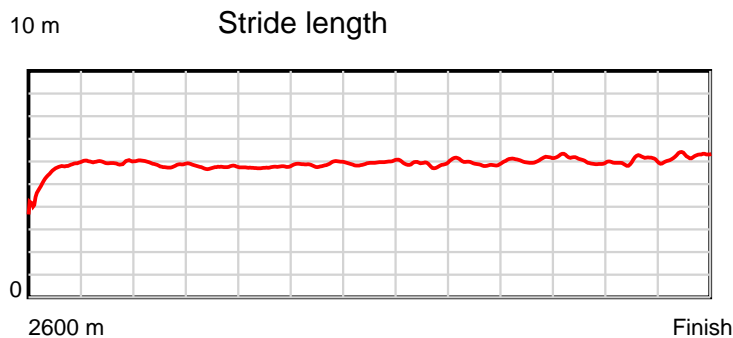
Disclaimer.

HRNZ and NZMTC and Thoroughbred Ratings Pty Ltd accepts no responsibility for the completeness or accuracy of any of the information contained herein, and makes no representations about its suitability for any particular purpose. Users should make their own judgements about those matters and/or seek independent advice. You assume all risks associated with use of the data provided on this page.

Race Results

July 13, 2025, Race 1, AOTEAROA GAMING TRUST TROT, Distance 2600m, Addington - Survey 3200m

Result	TAB no.	Horse (Barrier)	2200m to	2000m to	1800m to	1600m to	1400m to	1200m to	1000m to	800m to	600m to	400m to	200m to	Total or	Margin
3rd	9	Muscle Dash (8)	2000m	1800m	1600m	1400m	1200m	1000m	800m	600m	400m	200m	WP	Average	
		Position in running (margin)	2(1.1)	2(2.3)	2(2.1)	2(2.4)	2(2.5)	2(1.9)	3(2.6)	3(2.3)	4(3.5)	5(3.8)	6(2.3)		2.10
		Sectional time (s)	16.32	16.49	16.78	16.58	15.95	16.59	16.26	15.05	16.03	15.52	14.21		
		Cumulative time (s)	175.78	159.46	142.97	126.19	109.61	93.66	77.07	60.81	45.76	29.73	14.21	3:27.87	
		Speed (m/s)	12.25	12.13	11.92	12.06	12.54	12.06	12.30	13.29	12.48	12.89	14.07	12.51	
		Stride length (m)	5.81	5.78	5.75	5.91	5.97	5.85	5.91	6.13	6.03	5.99	6.28	5.92	
		Stride duration (s)	0.474	0.477	0.482	0.490	0.476	0.485	0.481	0.461	0.483	0.465	0.446	0.473	
		Stride efficiency (%)	52.69	52.27	51.60	54.59	55.76	53.51	54.59	58.69	56.74	56.06	61.57	54.69	
		Stride count	34.44	34.58	34.80	33.84	33.48	34.18	33.84	32.63	33.19	33.39	31.86	439.48	



Note: Horizontal distance axis grid lines are 200m furlongs.

Disclaimer.

HRNZ and NZMTC and Thoroughbred Ratings Pty Ltd accepts no responsibility for the completeness or accuracy of any of the information contained herein, and makes no representations about its suitability for any particular purpose. Users should make their own judgements about those matters and/or seek independent advice. You assume all risks associated with use of the data provided on this page.



Race Results



July 13, 2025, Race 1, AOTEAROA GAMING TRUST TROT, Distance 2600m, Addington - Survey 3200m

Result	TAB no.	Horse (Barrier)	2600 to	2400m to
4th	14	Kowhai Sunburs... (1)	2400m	2200m
		Position in running (margin)	-	2(2.6)
		Sectional time (s)	17.17	14.57
		Cumulative time (s)	207.96	190.79
		Speed (m/s)	11.65	13.73
		Stride length (m)	5.61	6.19
		Stride duration (s)	0.448	0.451
		Stride efficiency (%)	49.18	59.82
		Stride count	35.65	32.33

Disclaimer.

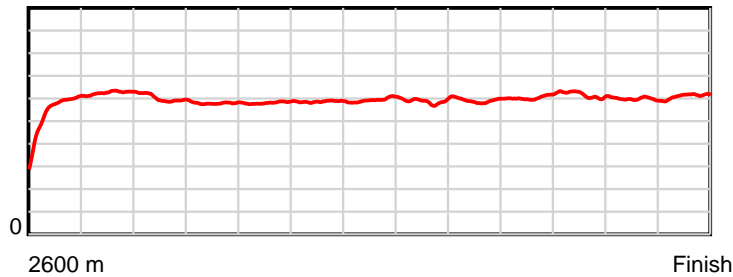
HRNZ and NZMTC and Thoroughbred Ratings Pty Ltd accepts no responsibility for the completeness or accuracy of any of the information contained herein, and makes no representations about its suitability for any particular purpose. Users should make their own judgements about those matters and/or seek independent advice. You assume all risks associated with use of the data provided on this page.

Race Results

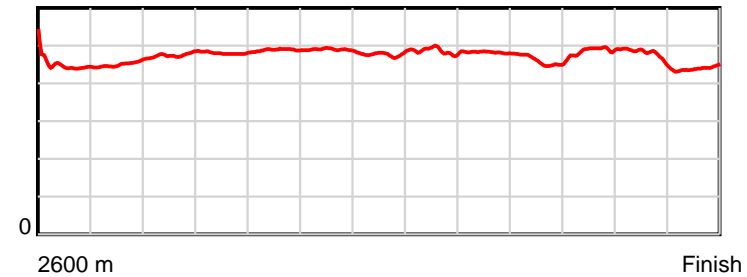
July 13, 2025, Race 1, AOTEAROA GAMING TRUST TROT, Distance 2600m, Addington - Survey 3200m

Result	TAB no.	Horse (Barrier)	2200m to	2000m to	1800m to	1600m to	1400m to	1200m to	1000m to	800m to	600m to	400m to	200m to	Total or	Margin
4th	14	Kowhai Sunburs... (1)	2000m	1800m	1600m	1400m	1200m	1000m	800m	600m	400m	200m	WP	Average	
		Position in running (margin)	1(0.0)	1(0.0)	1(0.0)	1(0.0)	1(0.0)	1(0.0)	1(0.0)	1(0.0)	2(1.6)	3(1.6)	5(2.3)		2.60
		Sectional time (s)	16.13	16.51	16.74	16.56	16.05	16.48	16.32	15.10	15.98	15.88	14.47		
		Cumulative time (s)	176.22	160.09	143.58	126.84	110.28	94.23	77.75	61.43	46.33	30.35	14.47	3:27.96	
		Speed (m/s)	12.40	12.11	11.95	12.08	12.46	12.14	12.25	13.25	12.52	12.59	13.82	12.50	
		Stride length (m)	5.89	5.81	5.84	5.91	5.95	5.90	5.91	6.08	6.10	6.01	6.08	5.94	
		Stride duration (s)	0.475	0.480	0.488	0.490	0.477	0.486	0.482	0.459	0.487	0.477	0.440	0.475	
		Stride efficiency (%)	54.29	52.80	53.24	54.63	55.30	54.39	54.54	57.84	58.05	56.46	57.83	55.16	
		Stride count	33.93	34.41	34.26	33.83	33.62	33.90	33.85	32.87	32.81	33.27	32.88	437.61	

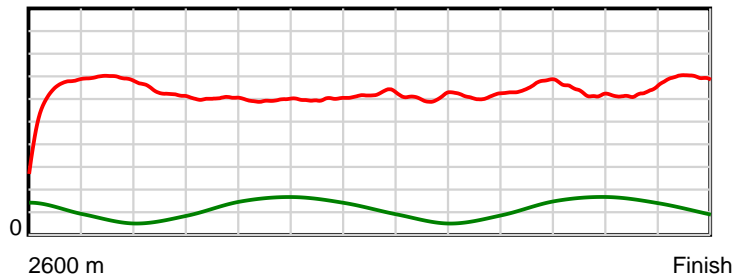
10 m Stride length



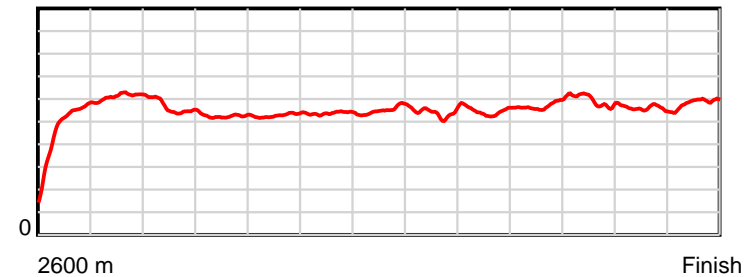
0.6 s Stride duration



20 m/sec Speed



100 % Stride efficiency



Note: Horizontal distance axis grid lines are 200m furlongs.

Disclaimer.

HRNZ and NZMTC and Thoroughbred Ratings Pty Ltd accepts no responsibility for the completeness or accuracy of any of the information contained herein, and makes no representations about its suitability for any particular purpose. Users should make their own judgements about those matters and/or seek independent advice. You assume all risks associated with use of the data provided on this page.



Race Results



July 13, 2025, Race 1, AOTEAROA GAMING TRUST TROT, Distance 2600m, Addington - Survey 3200m

Result	TAB no.	Horse (Barrier)	2600 to	2400m to
5th	13	Billy Kimber (2)	2400m	2200m
		Position in running (margin)	-	9(16.8)
		Sectional time (s)	19.73	15.33
		Cumulative time (s)	208.03	188.30
		Speed (m/s)	10.14	13.05
		Stride length (m)	5.47	5.93
		Stride duration (s)	0.481	0.455
		Stride efficiency (%)	46.77	54.94
		Stride count	36.56	33.73

Disclaimer.

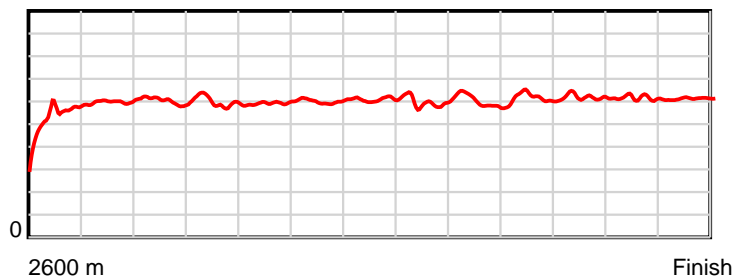
HRNZ and NZMTC and Thoroughbred Ratings Pty Ltd accepts no responsibility for the completeness or accuracy of any of the information contained herein, and makes no representations about its suitability for any particular purpose. Users should make their own judgements about those matters and/or seek independent advice. You assume all risks associated with use of the data provided on this page.

Race Results

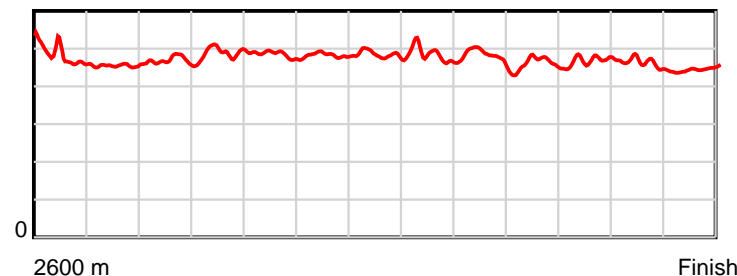
July 13, 2025, Race 1, AOTEAROA GAMING TRUST TROT, Distance 2600m, Addington - Survey 3200m

Result	TAB no.	Horse (Barrier)	2200m to	2000m to	1800m to	1600m to	1400m to	1200m to	1000m to	800m to	600m to	400m to	200m to	Total or	Margin
5th	13	Billy Kimber (2)	2000m	1800m	1600m	1400m	1200m	1000m	800m	600m	400m	200m	WP	Average	
		Position in running (margin)	9(18.8)	9(15.7)	8(14.3)	8(13.2)	7(9.6)	8(8.9)	7(8.2)	8(7.9)	7(8.3)	6(5.4)	4(2.1)		3.00
		Sectional time (s)	15.61	16.28	16.55	15.97	15.93	16.36	16.27	14.90	15.50	15.20	14.40		
		Cumulative time (s)	172.97	157.36	141.08	124.53	108.56	92.63	76.27	60.00	45.10	29.60	14.40	3:28.03	
		Speed (m/s)	12.81	12.29	12.08	12.52	12.55	12.22	12.29	13.42	12.90	13.16	13.89	12.50	
		Stride length (m)	5.99	6.01	5.85	6.05	6.07	5.92	5.90	6.18	6.05	6.04	6.19	5.97	
		Stride duration (s)	0.467	0.489	0.484	0.483	0.483	0.484	0.480	0.460	0.469	0.459	0.446	0.478	
		Stride efficiency (%)	56.02	56.47	53.45	57.28	57.55	54.71	54.38	59.63	57.26	57.08	59.89	55.66	
		Stride count	33.40	33.27	34.20	33.03	32.95	33.80	33.90	32.38	33.04	33.09	32.31	435.66	

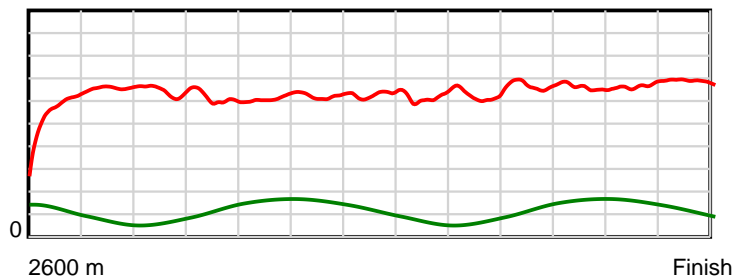
10 m Stride length



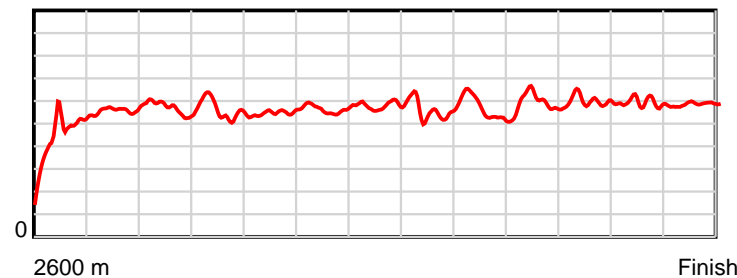
0.6 s Stride duration



20 m/sec Speed



100 % Stride efficiency



Note: Horizontal distance axis grid lines are 200m furlongs.

Disclaimer.

HRNZ and NZMTC and Thoroughbred Ratings Pty Ltd accepts no responsibility for the completeness or accuracy of any of the information contained herein, and makes no representations about its suitability for any particular purpose. Users should make their own judgements about those matters and/or seek independent advice. You assume all risks associated with use of the data provided on this page.



Race Results



July 13, 2025, Race 1, AOTEAROA GAMING TRUST TROT, Distance 2600m, Addington - Survey 3200m

Result	TAB no.	Horse (Barrier)	2600 to	2400m to
6th	2	Lookslikeagang... (3)	2400m	2200m
		Position in running (margin)	-	5(6.2)
		Sectional time (s)	17.87	15.25
		Cumulative time (s)	208.38	190.51
		Speed (m/s)	11.19	13.11
		Stride length (m)	5.52	6.02
		Stride duration (s)	0.473	0.459
		Stride efficiency (%)	47.54	56.66
		Stride count	36.26	33.21

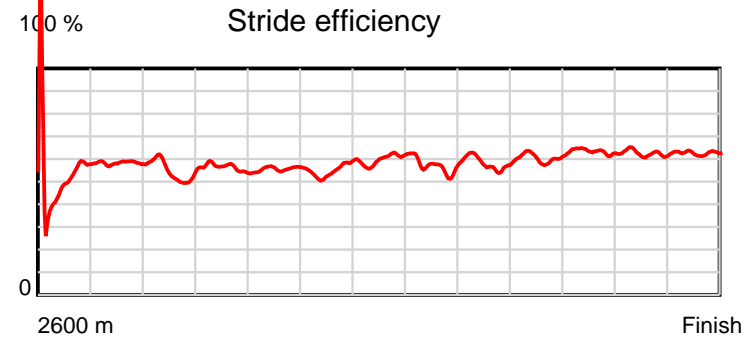
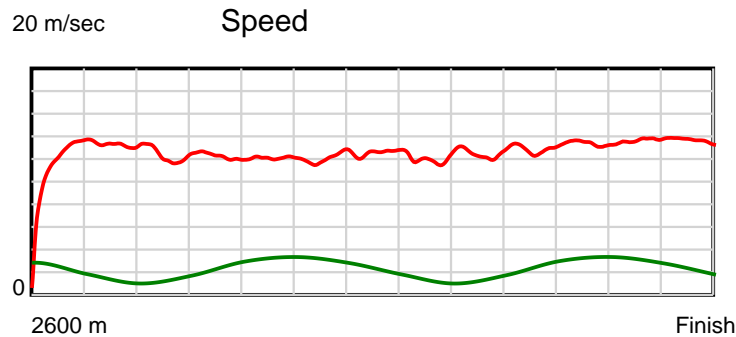
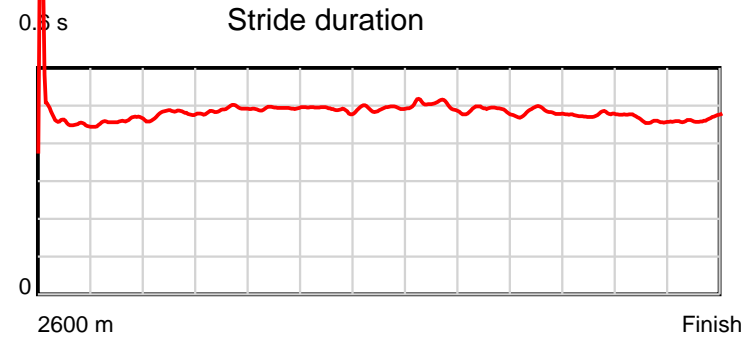
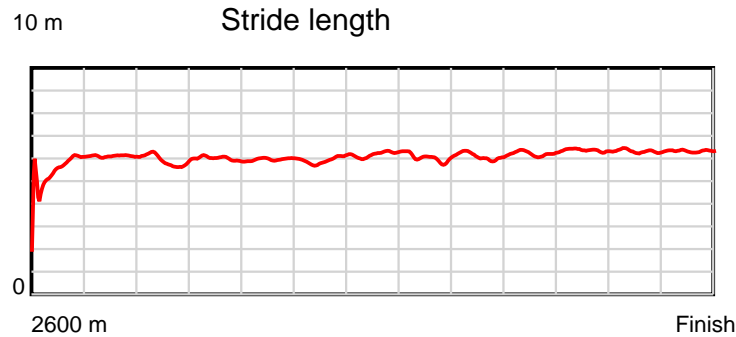
Disclaimer.

HRNZ and NZMTC and Thoroughbred Ratings Pty Ltd accepts no responsibility for the completeness or accuracy of any of the information contained herein, and makes no representations about its suitability for any particular purpose. Users should make their own judgements about those matters and/or seek independent advice. You assume all risks associated with use of the data provided on this page.

Race Results

July 13, 2025, Race 1, AOTEAROA GAMING TRUST TROT, Distance 2600m, Addington - Survey 3200m

Result	TAB no.	Horse (Barrier)	2200m to	2000m to	1800m to	1600m to	1400m to	1200m to	1000m to	800m to	600m to	400m to	200m to	Total or	Margin
6th	2	Lookslieagang... (3)	2000m	1800m	1600m	1400m	1200m	1000m	800m	600m	400m	200m	WP	Average	
		Position in running (margin)	5(7.7)	5(8.5)	4(7.3)	4(6.4)	5(6.7)	6(6.3)	8(8.8)	7(7.8)	8(11.9)	8(7.1)	7(2.9)		5.00
		Sectional time (s)	16.27	16.31	16.58	16.62	15.98	16.89	16.15	15.52	15.19	15.07	14.68		
		Cumulative time (s)	175.26	158.99	142.68	126.10	109.48	93.50	76.61	60.46	44.94	29.75	14.68	3:28.38	
		Speed (m/s)	12.29	12.26	12.06	12.03	12.52	11.84	12.38	12.89	13.17	13.27	13.62	12.48	
		Stride length (m)	5.88	6.00	5.95	5.90	6.17	5.95	6.05	6.22	6.26	6.15	6.33	6.02	
		Stride duration (s)	0.478	0.489	0.493	0.490	0.493	0.503	0.489	0.483	0.475	0.463	0.465	0.483	
		Stride efficiency (%)	54.02	56.23	55.27	54.37	59.46	55.36	57.25	60.52	61.16	59.03	62.66	56.69	
		Stride count	34.02	33.34	33.63	33.91	32.42	33.60	33.04	32.14	31.97	32.54	31.58	431.66	



Note: Horizontal distance axis grid lines are 200m furlongs.

Disclaimer.

HRNZ and NZMTC and Thoroughbred Ratings Pty Ltd accepts no responsibility for the completeness or accuracy of any of the information contained herein, and makes no representations about its suitability for any particular purpose. Users should make their own judgements about those matters and/or seek independent advice. You assume all risks associated with use of the data provided on this page.



Race Results



July 13, 2025, Race 1, AOTEAROA GAMING TRUST TROT, Distance 2600m, Addington - Survey 3200m

Result	TAB no.	Horse (Barrier)	2600 to	2400m to
7th	6	Mount Thomas (6)	2400m	2200m
		Position in running (margin)	-	3(2.8)
		Sectional time (s)	17.46	15.11
		Cumulative time (s)	208.89	191.43
		Speed (m/s)	11.45	13.24
		Stride length (m)	5.56	6.33
		Stride duration (s)	0.477	0.479
		Stride efficiency (%)	48.27	62.71
		Stride count	35.98	31.57

Disclaimer.

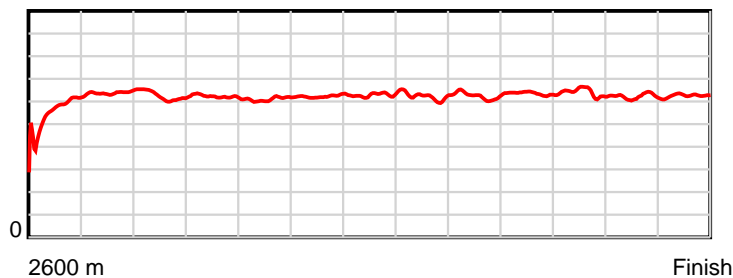
HRNZ and NZMTC and Thoroughbred Ratings Pty Ltd accepts no responsibility for the completeness or accuracy of any of the information contained herein, and makes no representations about its suitability for any particular purpose. Users should make their own judgements about those matters and/or seek independent advice. You assume all risks associated with use of the data provided on this page.

Race Results

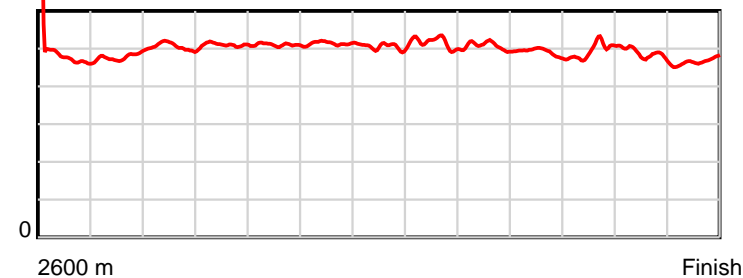
July 13, 2025, Race 1, AOTEAROA GAMING TRUST TROT, Distance 2600m, Addington - Survey 3200m

Result	TAB no.	Horse (Barrier)	2200m to	2000m to	1800m to	1600m to	1400m to	1200m to	1000m to	800m to	600m to	400m to	200m to	Total or	Margin
7th	6	Mount Thomas (6)	2000m	1800m	1600m	1400m	1200m	1000m	800m	600m	400m	200m	WP	Average	
		Position in running (margin)	3(3.5)	3(5.0)	3(4.4)	3(4.3)	3(4.5)	4(4.0)	5(5.0)	5(4.6)	6(7.4)	7(5.5)	8(4.4)		7.80
		Sectional time (s)	16.38	16.41	16.71	16.59	15.97	16.65	16.24	15.31	15.67	15.59	14.80		
		Cumulative time (s)	176.32	159.94	143.53	126.82	110.23	94.26	77.61	61.37	46.06	30.39	14.80	3:28.89	
		Speed (m/s)	12.21	12.19	11.97	12.06	12.52	12.01	12.32	13.06	12.76	12.83	13.51	12.45	
		Stride length (m)	6.16	6.22	6.10	6.19	6.33	6.19	6.24	6.40	6.34	6.20	6.32	6.19	
		Stride duration (s)	0.505	0.511	0.510	0.514	0.505	0.516	0.507	0.490	0.497	0.484	0.468	0.498	
		Stride efficiency (%)	59.30	60.54	58.22	59.96	62.59	59.90	60.85	64.00	62.86	60.16	62.43	59.94	
		Stride count	32.47	32.13	32.77	32.29	31.60	32.30	32.05	31.25	31.53	32.23	31.64	419.81	

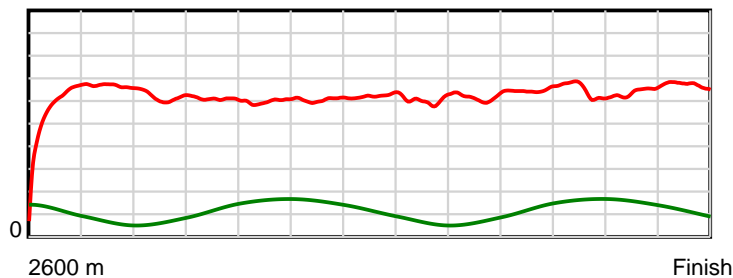
10 m Stride length



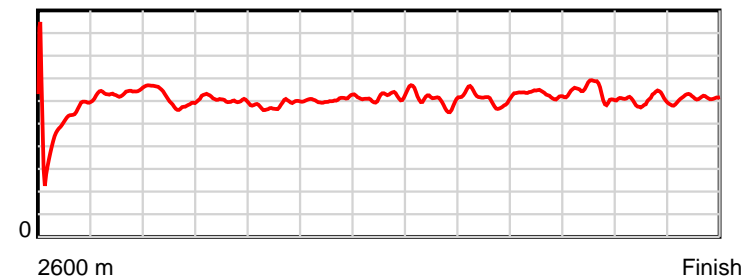
0.5 s Stride duration



20 m/sec Speed



100 % Stride efficiency



Note: Horizontal distance axis grid lines are 200m furlongs.

Disclaimer.

HRNZ and NZMTC and Thoroughbred Ratings Pty Ltd accepts no responsibility for the completeness or accuracy of any of the information contained herein, and makes no representations about its suitability for any particular purpose. Users should make their own judgements about those matters and/or seek independent advice. You assume all risks associated with use of the data provided on this page.



Race Results



July 13, 2025, Race 1, AOTEAROA GAMING TRUST TROT, Distance 2600m, Addington - Survey 3200m

Result	TAB no.	Horse (Barrier)	2600 to	2400m to
8th	3	Stuarts Buller... (4)	2400m	2200m
		Position in running (margin)	-	6(7.1)
		Sectional time (s)	17.96	15.39
		Cumulative time (s)	209.60	191.64
		Speed (m/s)	11.14	13.00
		Stride length (m)	5.36	5.86
		Stride duration (s)	0.463	0.451
		Stride efficiency (%)	44.85	53.70
		Stride count	37.33	34.12

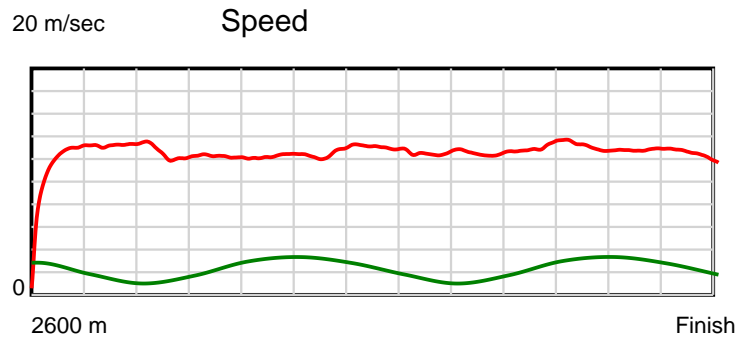
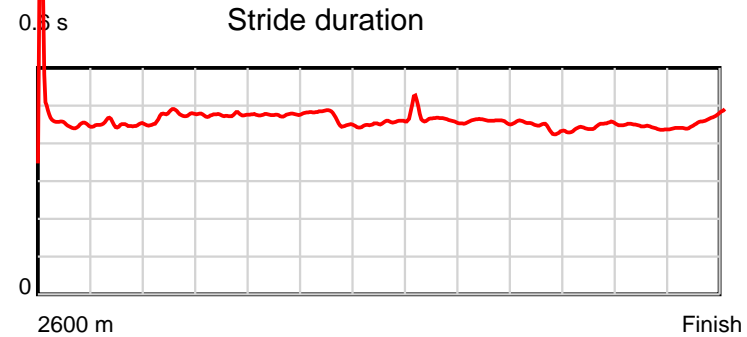
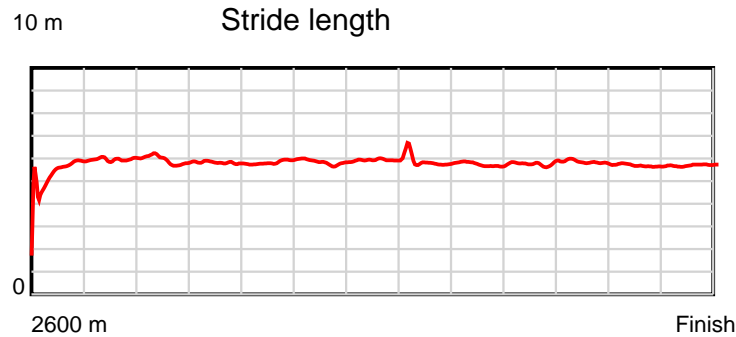
Disclaimer.

HRNZ and NZMTC and Thoroughbred Ratings Pty Ltd accepts no responsibility for the completeness or accuracy of any of the information contained herein, and makes no representations about its suitability for any particular purpose. Users should make their own judgements about those matters and/or seek independent advice. You assume all risks associated with use of the data provided on this page.

Race Results

July 13, 2025, Race 1, AOTEAROA GAMING TRUST TROT, Distance 2600m, Addington - Survey 3200m

Result	TAB no.	Horse (Barrier)	2200m to	2000m to	1800m to	1600m to	1400m to	1200m to	1000m to	800m to	600m to	400m to	200m to	Total or	Margin
8th	3	Stuarts Buller... (4)	2000m	1800m	1600m	1400m	1200m	1000m	800m	600m	400m	200m	WP	Average	
		Position in running (margin)	6(9.4)	6(10.3)	6(9.4)	6(8.8)	6(6.9)	3(3.0)	2(1.2)	2(1.0)	3(3.3)	2(1.1)	3(1.0)		11.70
		Sectional time (s)	16.27	16.37	16.63	16.25	15.39	16.19	16.28	15.23	15.62	15.74	16.28		
		Cumulative time (s)	176.25	159.98	143.61	126.98	110.73	95.34	79.15	62.87	47.64	32.02	16.28	3:29.60	
		Speed (m/s)	12.29	12.22	12.03	12.31	13.00	12.35	12.29	13.13	12.80	12.71	12.29	12.40	
		Stride length (m)	5.82	5.80	5.72	5.75	5.90	5.78	5.64	5.81	5.71	5.63	5.68	5.72	
		Stride duration (s)	0.473	0.475	0.476	0.467	0.454	0.468	0.459	0.442	0.446	0.443	0.462	0.462	
		Stride efficiency (%)	52.90	52.59	51.21	51.69	54.45	52.24	49.73	52.74	50.93	49.52	50.34	51.21	
		Stride count	34.37	34.48	34.94	34.78	33.88	34.59	35.45	34.43	35.03	35.53	35.24	454.17	



Note: Horizontal distance axis grid lines are 200m furlongs.

Disclaimer.

HRNZ and NZMTC and Thoroughbred Ratings Pty Ltd accepts no responsibility for the completeness or accuracy of any of the information contained herein, and makes no representations about its suitability for any particular purpose. Users should make their own judgements about those matters and/or seek independent advice. You assume all risks associated with use of the data provided on this page.



Race Results



July 13, 2025, Race 1, AOTEAROA GAMING TRUST TROT, Distance 2600m, Addington - Survey 3200m

Result	TAB no.	Horse (Barrier)	2600 to	2400m to
9th	15	Rocky In Parad... (0)	2400m	2200m
		Position in running (margin)	-	7(7.2)
		Sectional time (s)	18.06	16.35
		Cumulative time (s)	215.98	197.92
		Speed (m/s)	11.07	12.23
		Stride length (m)	5.49	5.54
		Stride duration (s)	0.457	0.453
		Stride efficiency (%)	47.18	47.97
		Stride count	36.40	36.10

Disclaimer.

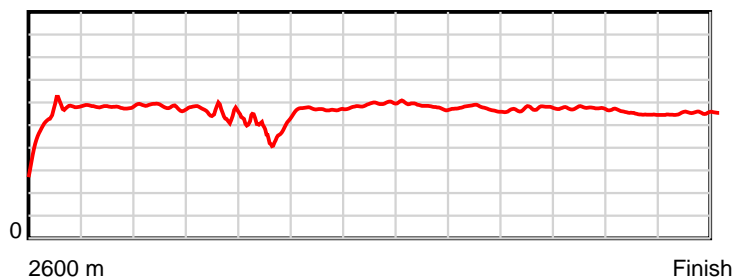
HRNZ and NZMTC and Thoroughbred Ratings Pty Ltd accepts no responsibility for the completeness or accuracy of any of the information contained herein, and makes no representations about its suitability for any particular purpose. Users should make their own judgements about those matters and/or seek independent advice. You assume all risks associated with use of the data provided on this page.

Race Results

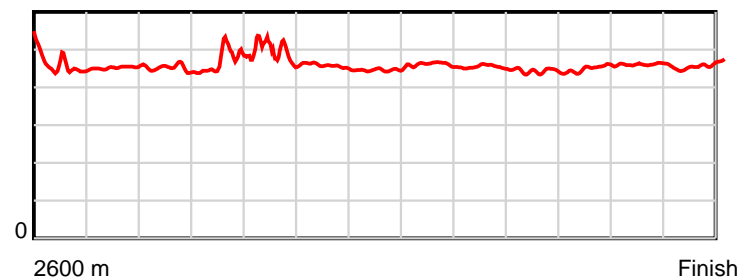
July 13, 2025, Race 1, AOTEAROA GAMING TRUST TROT, Distance 2600m, Addington - Survey 3200m

Result	TAB no.	Horse (Barrier)	2200m to	2000m to	1800m to	1600m to	1400m to	1200m to	1000m to	800m to	600m to	400m to	200m to	Total or	Margin
9th	15	Rocky In Parad... (0)	2000m	1800m	1600m	1400m	1200m	1000m	800m	600m	400m	200m	WP	Average	
		Position in running (margin)	8(15.3)	8(13.1)	9(16.0)	10(43.2)	10(39.9)	10(33.7)	10(30.8)	10(28.6)	10(31.8)	10(32.0)	10(37.7)		47.20
		Sectional time (s)	15.77	17.00	21.26	16.01	15.02	15.99	15.96	15.37	16.01	16.71	16.47		
		Cumulative time (s)	181.57	165.80	148.80	127.54	111.53	96.51	80.52	64.56	49.19	33.18	16.47	3:35.98	
		Speed (m/s)	12.68	11.76	9.41	12.49	13.32	12.51	12.53	13.01	12.49	11.97	12.14	12.04	
		Stride length (m)	5.71	5.47	4.45	5.68	5.97	5.76	5.69	5.75	5.66	5.50	5.57	5.53	
		Stride duration (s)	0.450	0.465	0.474	0.455	0.448	0.460	0.454	0.442	0.453	0.460	0.458	0.459	
		Stride efficiency (%)	50.92	46.71	31.01	50.40	55.60	51.79	50.51	51.68	50.00	47.34	48.40	47.80	
		Stride count	35.04	36.58	44.89	35.22	33.53	34.74	35.18	34.78	35.36	36.34	35.94	470.10	

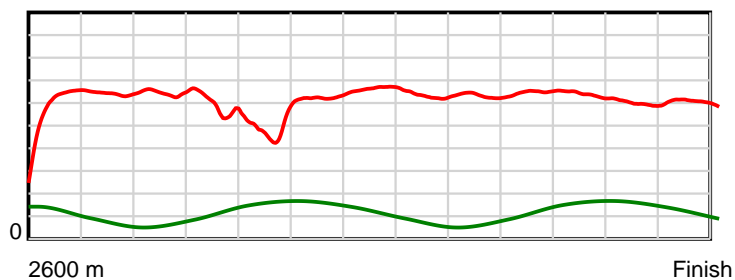
10 m Stride length



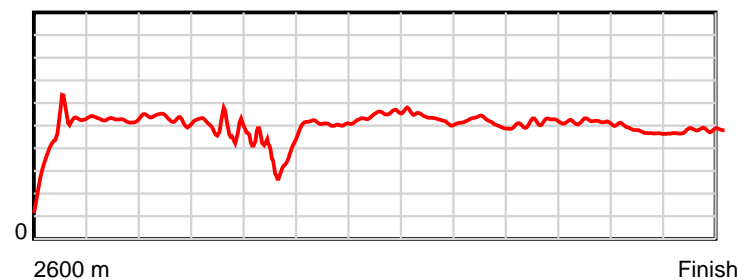
0.6 s Stride duration



20 m/sec Speed



100 % Stride efficiency



Note: Horizontal distance axis grid lines are 200m furlongs.

Disclaimer.

HRNZ and NZMTC and Thoroughbred Ratings Pty Ltd accepts no responsibility for the completeness or accuracy of any of the information contained herein, and makes no representations about its suitability for any particular purpose. Users should make their own judgements about those matters and/or seek independent advice. You assume all risks associated with use of the data provided on this page.



Race Results



July 13, 2025, Race 1, AOTEAROA GAMING TRUST TROT, Distance 2600m, Addington - Survey 3200m

Result	TAB no.	Horse (Barrier)	2600 to	2400m to
10th	8	Monaro Medora (7)	2400m	2200m
		Position in running (margin)	-	10(26.9)
		Sectional time (s)	21.36	17.50
		Cumulative time (s)	216.08	194.72
		Speed (m/s)	9.36	11.43
		Stride length (m)	4.26	4.85
		Stride duration (s)	0.433	0.425
		Stride efficiency (%)	28.42	36.80
		Stride count	46.90	41.22

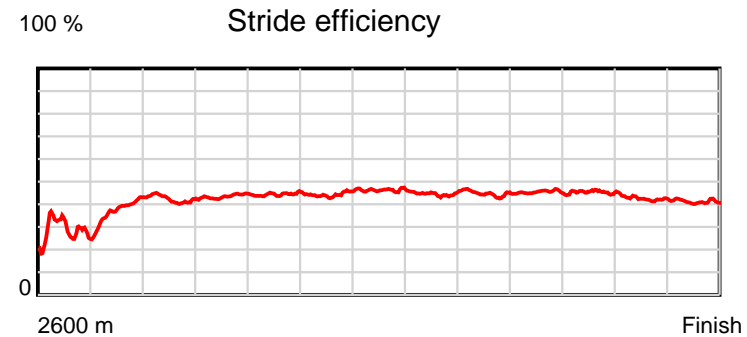
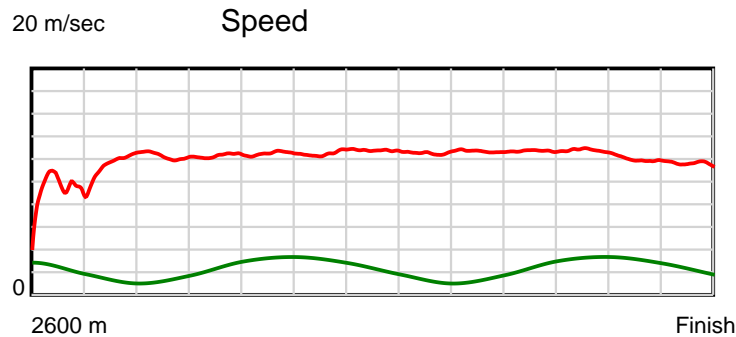
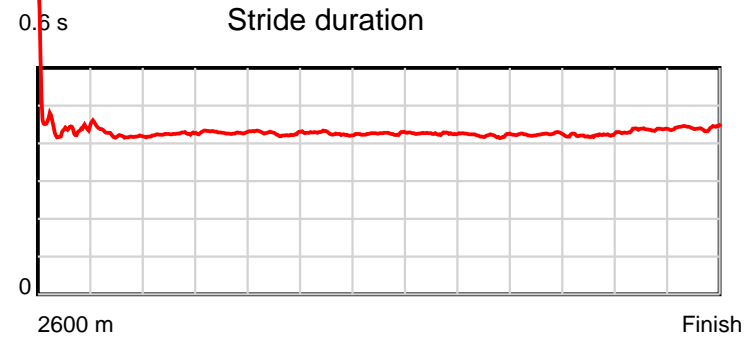
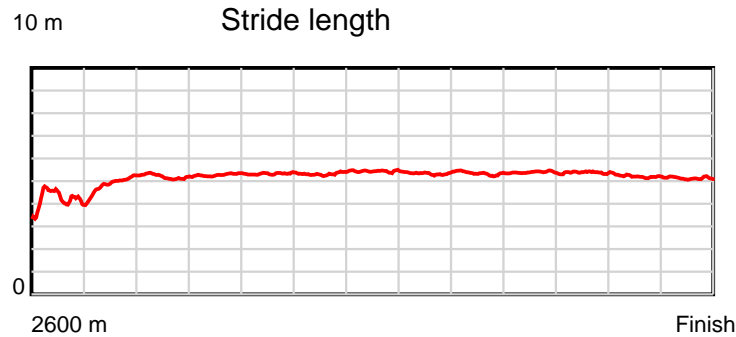
Disclaimer.

HRNZ and NZMTC and Thoroughbred Ratings Pty Ltd accepts no responsibility for the completeness or accuracy of any of the information contained herein, and makes no representations about its suitability for any particular purpose. Users should make their own judgements about those matters and/or seek independent advice. You assume all risks associated with use of the data provided on this page.

Race Results

July 13, 2025, Race 1, AOTEAROA GAMING TRUST TROT, Distance 2600m, Addington - Survey 3200m

Result	TAB no.	Horse (Barrier)	2200m to	2000m to	1800m to	1600m to	1400m to	1200m to	1000m to	800m to	600m to	400m to	200m to	Total or	Margin
10th	8	Monaro Medora (7)	2000m	1800m	1600m	1400m	1200m	1000m	800m	600m	400m	200m	WP	Average	
		Position in running (margin)	10(42.0)	10(43.5)	10(41.4)	9(37.4)	9(33.9)	9(30.9)	9(28.2)	9(25.4)	9(30.2)	9(28.7)	9(34.1)		47.70
		Sectional time (s)	16.38	16.17	16.06	15.98	15.56	16.02	15.84	15.64	15.74	16.65	17.18		
		Cumulative time (s)	177.22	160.84	144.67	128.61	112.63	97.07	81.05	65.21	49.57	33.83	17.18	3:36.08	
		Speed (m/s)	12.21	12.37	12.45	12.52	12.85	12.48	12.63	12.79	12.71	12.01	11.64	12.03	
		Stride length (m)	5.17	5.31	5.30	5.32	5.46	5.31	5.30	5.42	5.33	5.22	5.13	5.16	
		Stride duration (s)	0.423	0.429	0.426	0.425	0.425	0.425	0.420	0.424	0.420	0.434	0.441	0.429	
		Stride efficiency (%)	41.74	44.06	43.95	44.28	46.66	44.01	43.93	45.90	44.43	42.53	41.14	41.67	
		Stride count	38.70	37.66	37.71	37.57	36.60	37.69	37.72	36.90	37.51	38.34	38.98	503.50	



Note: Horizontal distance axis grid lines are 200m furlongs.

Disclaimer.

HRNZ and NZMTC and Thoroughbred Ratings Pty Ltd accepts no responsibility for the completeness or accuracy of any of the information contained herein, and makes no representations about its suitability for any particular purpose. Users should make their own judgements about those matters and/or seek independent advice. You assume all risks associated with use of the data provided on this page.



Race Results



July 13, 2025, Race 1, AOTEAROA GAMING TRUST TROT, Distance 2600m, Addington - Survey 3200m

Result	TAB no.	Horse (Barrier)	2600 to	2400m to
11th	4	Unico Tedaciou... (5)	2400m	2200m
		Position in running (margin)	-	11(39.0)
		Sectional time (s)	23.44	16.97
		Cumulative time (s)	221.91	198.47
		Speed (m/s)	8.53	11.79
		Stride length (m)	4.18	5.63
		Stride duration (s)	0.475	0.478
		Stride efficiency (%)	27.32	49.49
		Stride count	47.83	35.54

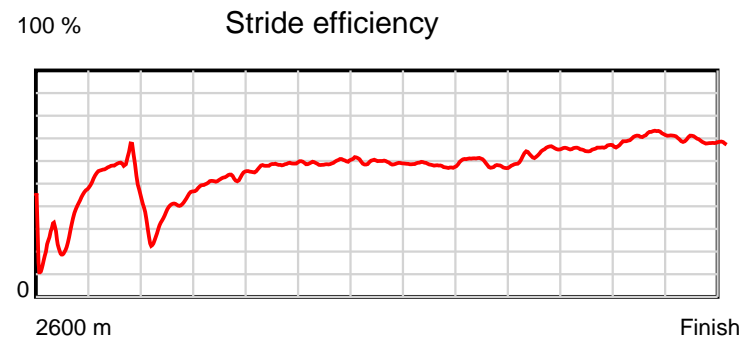
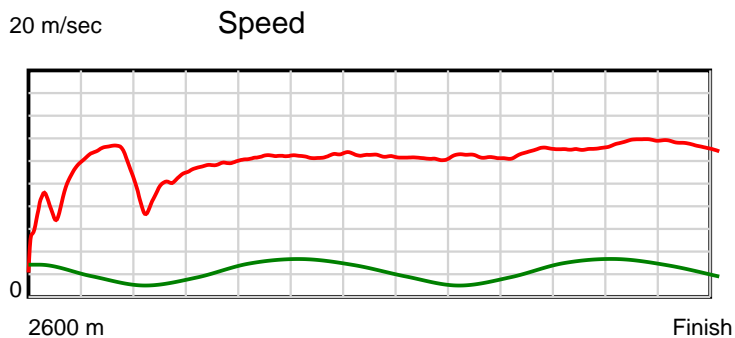
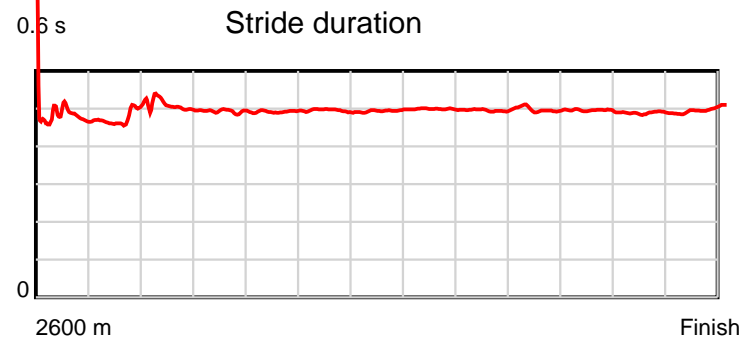
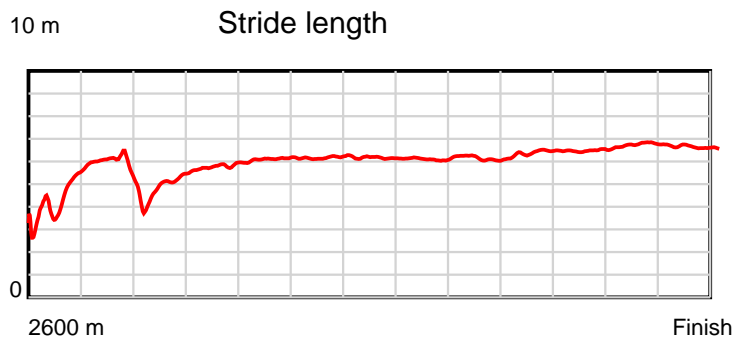
Disclaimer.

HRNZ and NZMTC and Thoroughbred Ratings Pty Ltd accepts no responsibility for the completeness or accuracy of any of the information contained herein, and makes no representations about its suitability for any particular purpose. Users should make their own judgements about those matters and/or seek independent advice. You assume all risks associated with use of the data provided on this page.

Race Results

July 13, 2025, Race 1, AOTEAROA GAMING TRUST TROT, Distance 2600m, Addington - Survey 3200m

Result	TAB no.	Horse (Barrier)	2200m to	2000m to	1800m to	1600m to	1400m to	1200m to	1000m to	800m to	600m to	400m to	200m to	Total or	Margin
11th	4	Unico Tedaciou... (5)	2000m	1800m	1600m	1400m	1200m	1000m	800m	600m	400m	200m	WP	Average	
		Position in running (margin)	11(50.8)	11(88.0)	11(90.3)	11(89.6)	11(87.6)	11(87.4)	11(87.5)	11(88.1)	11(91.7)	11(89.0)	11(82.0)		80.10
		Sectional time (s)	22.32	16.90	16.61	16.23	16.01	16.50	16.41	15.44	15.52	14.60	14.96		
		Cumulative time (s)	181.50	159.18	142.28	125.67	109.44	93.43	76.93	60.52	45.08	29.56	14.96	3:41.91	
		Speed (m/s)	8.96	11.83	12.04	12.32	12.49	12.12	12.19	12.95	12.89	13.70	13.37	11.72	
		Stride length (m)	4.52	5.82	5.93	6.10	6.18	6.05	6.05	6.43	6.37	6.69	6.68	5.79	
		Stride duration (s)	0.505	0.492	0.493	0.495	0.495	0.499	0.496	0.497	0.494	0.488	0.500	0.494	
		Stride efficiency (%)	31.98	52.99	54.94	58.12	59.72	57.12	57.19	64.62	63.37	69.98	69.71	52.34	
		Stride count	44.21	34.34	33.73	32.79	32.35	33.08	33.06	31.10	31.41	29.89	29.94	449.27	



Note: Horizontal distance axis grid lines are 200m furlongs.

Disclaimer.

HRNZ and NZMTC and Thoroughbred Ratings Pty Ltd accepts no responsibility for the completeness or accuracy of any of the information contained herein, and makes no representations about its suitability for any particular purpose. Users should make their own judgements about those matters and/or seek independent advice. You assume all risks associated with use of the data provided on this page.