



## Race Results

NZ Metropolitan Trotting Club Inc, HRNZ, July 13, 2025

Compilation date: July 13, 2025, 3:30:35 PM (NZST)

Copyright © 2025 HRNZ and NZMTC. All rights reserved.

### Trademarks.

StrideMASTER is a registered trademark of Thoroughbred Ratings Pty Ltd.

### Disclaimer.

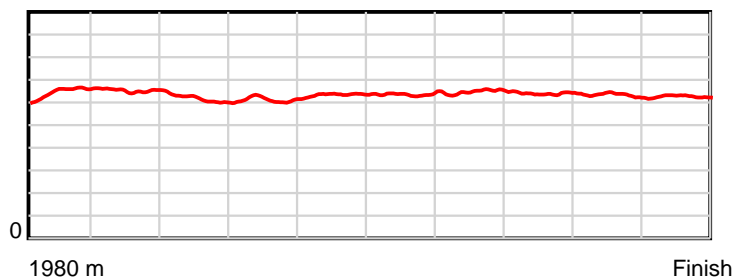
HRNZ and NZMTC and Thoroughbred Ratings Pty Ltd accepts no responsibility for the completeness or accuracy of any of the information contained herein, and makes no representations about its suitability for any particular purpose. Users should make their own judgements about those matters and/or seek independent advice. You assume all risks associated with use of the data provided on this page.

# Race Results

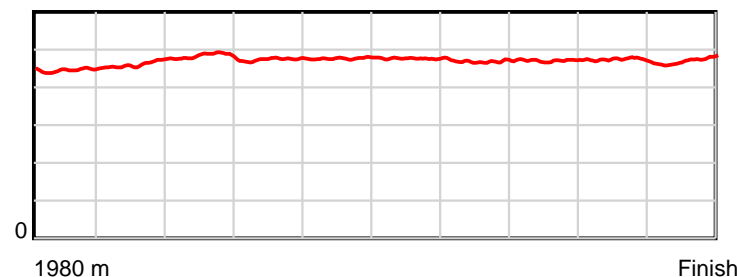
July 13, 2025, Race 4, , Distance 1980m, Addington - Survey 1980m

Result	TAB no.	Horse (Barrier)	1980 to	1800m to	1600m to	1400m to	1200m to	1000m to	800m to	600m to	400m to	200m to	Total or	Margin
1st	3	<b>Belmont Valor (3)</b>	<b>1800m</b>	<b>1600m</b>	<b>1400m</b>	<b>1200m</b>	<b>1000m</b>	<b>800m</b>	<b>600m</b>	<b>400m</b>	<b>200m</b>	<b>WP</b>	<b>Average</b>	
		Position in running (margin)	-	2(0.9)	1(0.0)	1(0.0)	4(2.2)	2(1.7)	3(2.1)	3(1.9)	3(3.1)	2(1.6)		0.00
		Sectional time (s)	12.60	14.46	15.66	15.58	15.31	15.24	14.56	14.89	14.83	15.17		
		Cumulative time (s)	148.30	135.70	121.24	105.58	90.00	74.69	59.45	44.89	30.00	15.17	2:28.30	
		Speed (m/s)	14.29	13.83	12.77	12.84	13.06	13.12	13.74	13.43	13.49	13.18	13.35	
		Stride length (m)	6.43	6.39	6.17	6.09	6.23	6.25	6.43	6.33	6.38	6.22	6.29	
		Stride duration (s)	0.445	0.462	0.483	0.474	0.477	0.476	0.468	0.471	0.473	0.472	0.471	
		Stride efficiency (%)	64.61	63.78	59.44	57.97	60.60	61.03	64.63	62.57	63.62	60.46	61.78	
		Stride count	27.99	31.31	32.43	32.84	32.12	32.00	31.10	31.61	31.34	32.15	314.89	

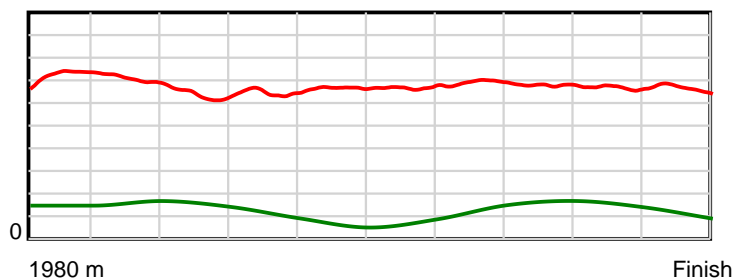
10 m Stride length



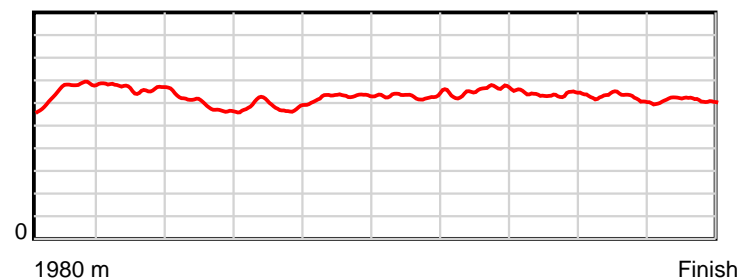
0.6 s Stride duration



20 m/sec Speed



100 % Stride efficiency



Note: Horizontal distance axis grid lines are 200m furlongs.

## Disclaimer.

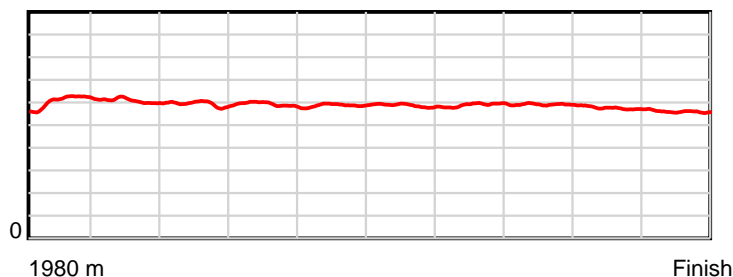
HRNZ and NZMTC and Thoroughbred Ratings Pty Ltd accepts no responsibility for the completeness or accuracy of any of the information contained herein, and makes no representations about its suitability for any particular purpose. Users should make their own judgements about those matters and/or seek independent advice. You assume all risks associated with use of the data provided on this page.

# Race Results

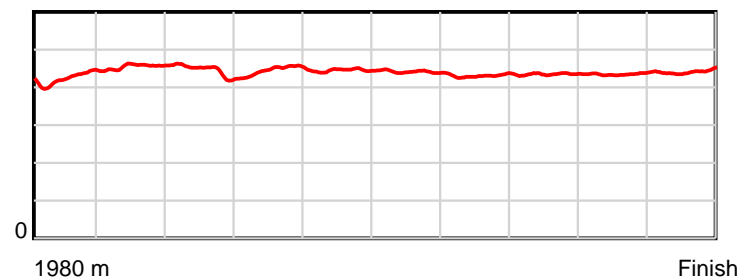
July 13, 2025, Race 4, , Distance 1980m, Addington - Survey 1980m

Result	TAB no.	Horse (Barrier)	1980 to	1800m to	1600m to	1400m to	1200m to	1000m to	800m to	600m to	400m to	200m to	Total or	Margin
2nd	2	Kalatra (2)	1800m	1600m	1400m	1200m	1000m	800m	600m	400m	200m	WP	Average	
		Position in running (margin)	-	4(1.9)	4(5.1)	2(1.1)	1(0.0)	1(0.0)	1(0.0)	1(0.0)	1(0.0)	1(0.0)		2.60
		Sectional time (s)	12.85	15.15	15.01	15.03	15.38	15.18	14.59	14.69	15.08	15.81		
		Cumulative time (s)	148.77	135.92	120.77	105.76	90.73	75.35	60.17	45.58	30.89	15.81	2:28.77	
		Speed (m/s)	14.01	13.20	13.32	13.31	13.00	13.18	13.71	13.61	13.26	12.65	13.31	
		Stride length (m)	6.05	6.01	5.93	5.94	5.79	5.81	5.90	5.92	5.77	5.59	5.87	
		Stride duration (s)	0.425	0.455	0.445	0.446	0.445	0.441	0.431	0.435	0.435	0.442	0.441	
		Stride efficiency (%)	57.11	56.48	54.94	55.07	52.39	52.80	54.46	54.74	52.11	48.79	53.78	
		Stride count	29.78	33.27	33.73	33.69	34.54	34.41	33.88	33.79	34.63	35.79	337.51	

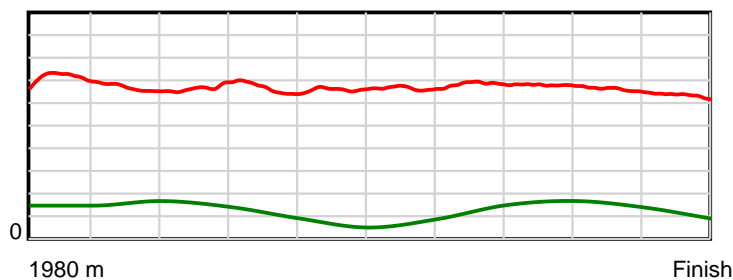
10 m Stride length



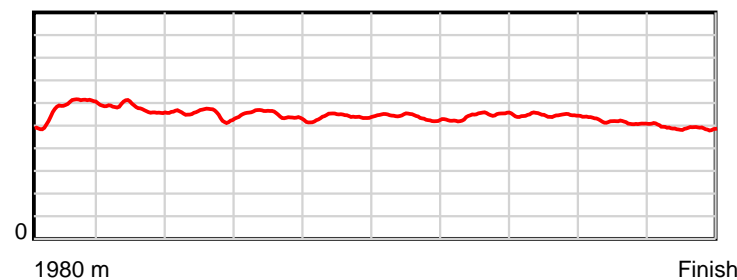
0.6 s Stride duration



20 m/sec Speed



100 % Stride efficiency



Note: Horizontal distance axis grid lines are 200m furlongs.

## Disclaimer.

HRNZ and NZMTC and Thoroughbred Ratings Pty Ltd accepts no responsibility for the completeness or accuracy of any of the information contained herein, and makes no representations about its suitability for any particular purpose. Users should make their own judgements about those matters and/or seek independent advice. You assume all risks associated with use of the data provided on this page.

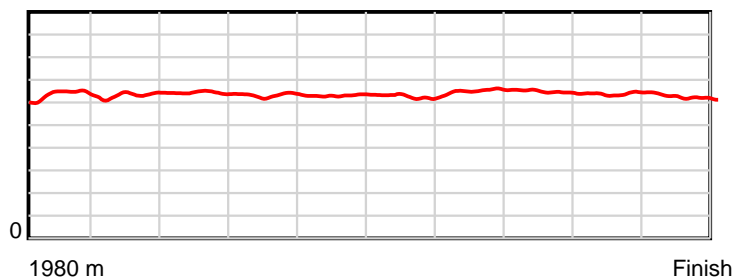


# Race Results

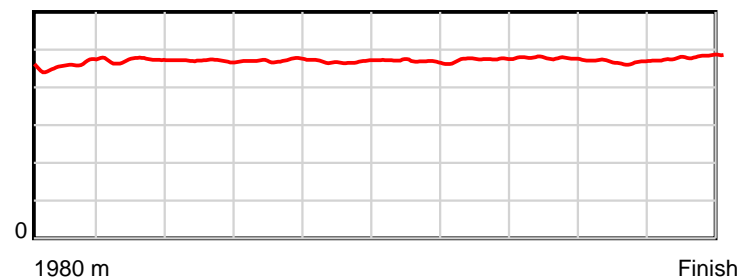
July 13, 2025, Race 4, , Distance 1980m, Addington - Survey 1980m

Result	TAB no.	Horse (Barrier)	1980 to	1800m to	1600m to	1400m to	1200m to	1000m to	800m to	600m to	400m to	200m to	Total or	Margin
3rd	8	Ivona Dadic (7)	1800m	1600m	1400m	1200m	1000m	800m	600m	400m	200m	WP	Average	
		Position in running (margin)	-	7(4.5)	8(8.6)	6(3.7)	2(1.7)	3(2.1)	4(3.7)	4(3.4)	4(4.5)	3(1.8)		3.00
		Sectional time (s)	13.44	15.28	14.86	14.88	15.44	15.45	14.53	14.88	14.62	15.46		
		Cumulative time (s)	148.84	135.40	120.12	105.26	90.38	74.94	59.49	44.96	30.08	15.46	2:28.84	
		Speed (m/s)	13.39	13.09	13.46	13.44	12.95	12.94	13.76	13.44	13.68	12.94	13.30	
		Stride length (m)	6.30	6.18	6.33	6.34	6.06	6.06	6.55	6.41	6.40	6.23	6.28	
		Stride duration (s)	0.459	0.472	0.470	0.472	0.468	0.469	0.476	0.477	0.468	0.482	0.472	
		Stride efficiency (%)	62.09	59.71	62.66	62.85	57.45	57.47	67.09	64.11	63.93	60.68	61.70	
		Stride count	28.56	32.35	31.58	31.54	32.98	32.98	30.52	31.22	31.27	32.10	315.10	

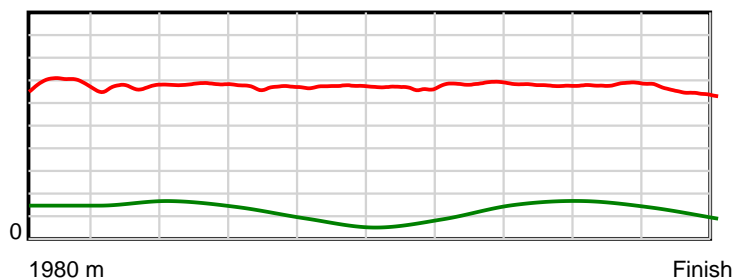
10 m Stride length



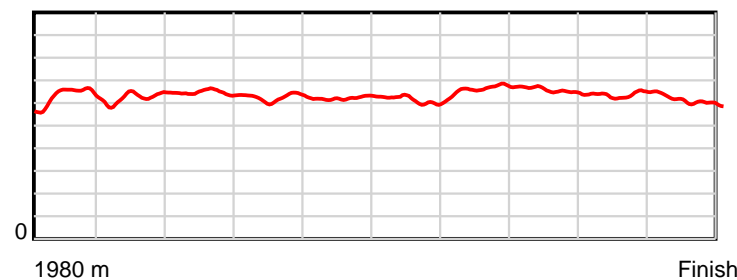
0.6 s Stride duration



20 m/sec Speed



100 % Stride efficiency



Note: Horizontal distance axis grid lines are 200m furlongs.

## Disclaimer.

HRNZ and NZMTC and Thoroughbred Ratings Pty Ltd accepts no responsibility for the completeness or accuracy of any of the information contained herein, and makes no representations about its suitability for any particular purpose. Users should make their own judgements about those matters and/or seek independent advice. You assume all risks associated with use of the data provided on this page.

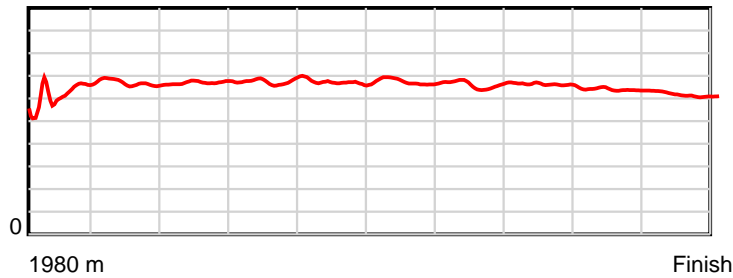


# Race Results

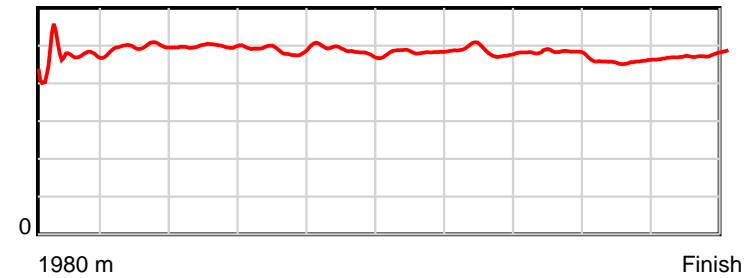
July 13, 2025, Race 4, , Distance 1980m, Addington - Survey 1980m

Result	TAB no.	Horse (Barrier)	1980 to	1800m to	1600m to	1400m to	1200m to	1000m to	800m to	600m to	400m to	200m to	Total or	Margin
4th	9	Raknruin (8)	1800m	1600m	1400m	1200m	1000m	800m	600m	400m	200m	WP	Average	
		Position in running (margin)	-	11(9.8)	11(13.4)	11(10.1)	8(5.7)	7(4.8)	5(4.1)	6(5.1)	5(5.7)	5(3.3)		4.10
		Sectional time (s)	14.22	15.22	15.10	14.48	15.23	15.07	14.74	14.80	14.66	15.53		
		Cumulative time (s)	149.05	134.83	119.61	104.51	90.03	74.80	59.73	44.99	30.19	15.53	2:29.05	
		Speed (m/s)	12.66	13.14	13.25	13.81	13.13	13.27	13.57	13.51	13.64	12.88	13.28	
		Stride length (m)	6.14	6.54	6.60	6.75	6.37	6.43	6.58	6.49	6.25	6.13	6.42	
		Stride duration (s)	0.473	0.498	0.498	0.488	0.485	0.484	0.485	0.480	0.459	0.476	0.484	
		Stride efficiency (%)	58.90	66.78	68.08	71.14	63.44	64.56	67.66	65.75	61.13	58.70	64.50	
		Stride count	29.32	30.59	30.30	29.64	31.39	31.12	30.39	30.83	31.98	32.63	308.19	

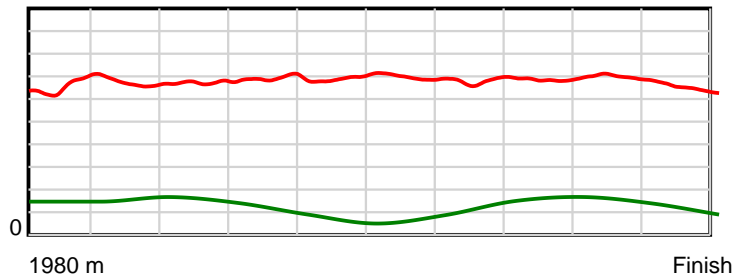
10 m Stride length



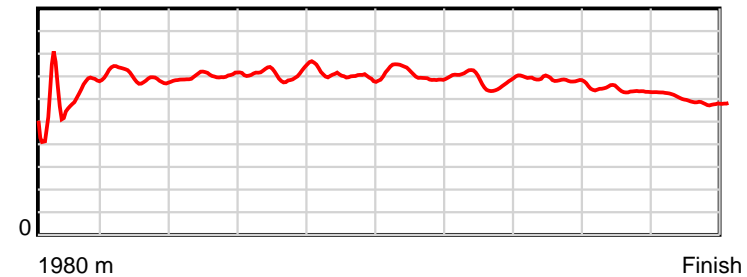
0.6 s Stride duration



20 m/sec Speed



100 % Stride efficiency



Note: Horizontal distance axis grid lines are 200m furlongs.

**Disclaimer.**

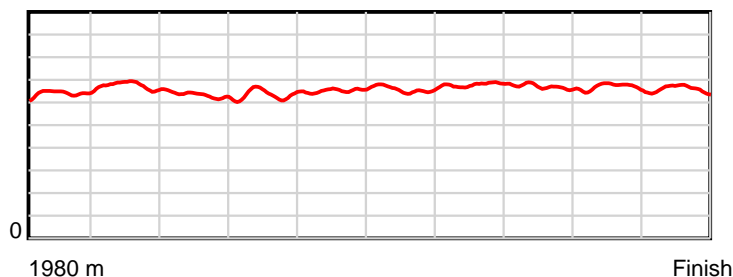
HRNZ and NZMTC and Thoroughbred Ratings Pty Ltd accepts no responsibility for the completeness or accuracy of any of the information contained herein, and makes no representations about its suitability for any particular purpose. Users should make their own judgements about those matters and/or seek independent advice. You assume all risks associated with use of the data provided on this page.

# Race Results

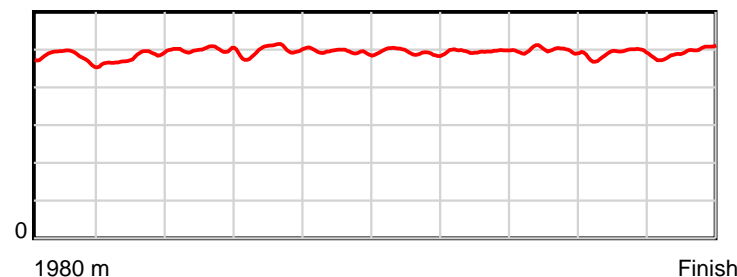
July 13, 2025, Race 4, , Distance 1980m, Addington - Survey 1980m

Result	TAB no.	Horse (Barrier)	1980 to	1800m to	1600m to	1400m to	1200m to	1000m to	800m to	600m to	400m to	200m to	Total or	Margin
5th	7	Sweet Dreams (6)	1800m	1600m	1400m	1200m	1000m	800m	600m	400m	200m	WP	Average	
		Position in running (margin)	-	10(7.4)	5(5.4)	8(5.4)	11(7.9)	10(7.7)	10(8.1)	9(8.3)	10(9.5)	10(6.5)		4.50
		Sectional time (s)	13.83	14.27	15.67	15.62	15.35	15.25	14.62	14.88	14.59	15.03		
		Cumulative time (s)	149.11	135.28	121.01	105.34	89.72	74.37	59.12	44.50	29.62	15.03	2:29.11	
		Speed (m/s)	13.02	14.02	12.76	12.80	13.03	13.11	13.68	13.44	13.71	13.31	13.28	
		Stride length (m)	6.38	6.74	6.39	6.36	6.43	6.47	6.79	6.70	6.71	6.58	6.55	
		Stride duration (s)	0.482	0.481	0.500	0.497	0.494	0.493	0.497	0.498	0.489	0.494	0.494	
		Stride efficiency (%)	63.63	70.94	63.73	63.30	64.70	65.46	72.10	70.16	70.26	67.63	67.11	
		Stride count	28.21	29.68	31.32	31.42	31.08	30.90	29.44	29.85	29.83	30.40	302.13	

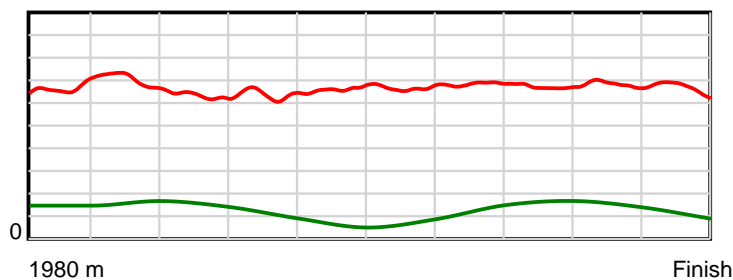
10 m Stride length



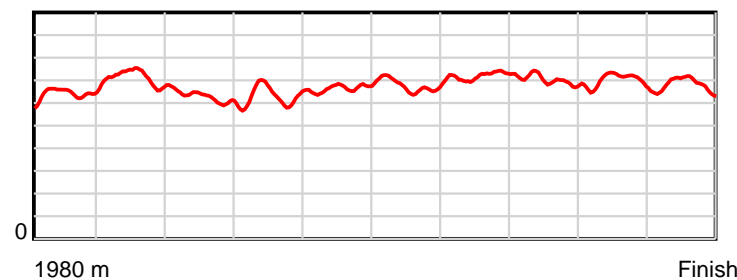
0.6 s Stride duration



20 m/sec Speed



100 % Stride efficiency



Note: Horizontal distance axis grid lines are 200m furlongs.

## Disclaimer.

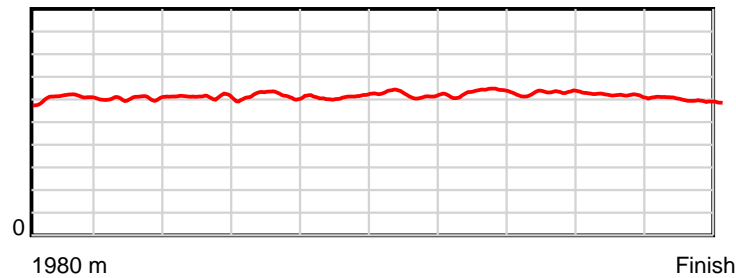
HRNZ and NZMTC and Thoroughbred Ratings Pty Ltd accepts no responsibility for the completeness or accuracy of any of the information contained herein, and makes no representations about its suitability for any particular purpose. Users should make their own judgements about those matters and/or seek independent advice. You assume all risks associated with use of the data provided on this page.

# Race Results

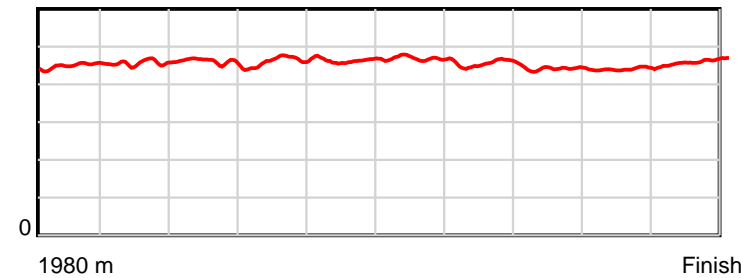
July 13, 2025, Race 4, , Distance 1980m, Addington - Survey 1980m

Result	TAB no.	Horse (Barrier)	1980 to	1800m to	1600m to	1400m to	1200m to	1000m to	800m to	600m to	400m to	200m to	Total or	Margin
6th	6	Shapely (5)	1800m	1600m	1400m	1200m	1000m	800m	600m	400m	200m	WP	Average	
		Position in running (margin)	-	9(6.6)	10(11.1)	10(8.2)	10(6.4)	11(7.8)	11(9.9)	10(8.5)	7(6.6)	6(4.4)		4.80
		Sectional time (s)	13.71	15.38	15.17	14.91	15.61	15.54	14.35	14.38	14.70	15.42		
		Cumulative time (s)	149.17	135.46	120.08	104.91	90.00	74.39	58.85	44.50	30.12	15.42	2:29.17	
		Speed (m/s)	13.13	13.00	13.18	13.41	12.81	12.87	13.94	13.91	13.61	12.97	13.27	
		Stride length (m)	6.04	5.94	6.06	6.19	5.93	6.04	6.33	6.13	6.00	5.99	6.06	
		Stride duration (s)	0.450	0.457	0.460	0.462	0.463	0.469	0.454	0.441	0.441	0.462	0.457	
		Stride efficiency (%)	57.01	55.12	57.42	59.92	55.01	56.92	62.60	58.74	56.34	56.03	57.45	
		Stride count	29.80	33.67	32.99	32.30	33.71	33.14	31.60	32.62	33.31	33.40	326.54	

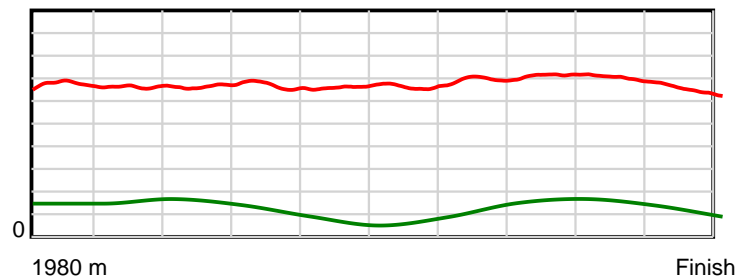
10 m Stride length



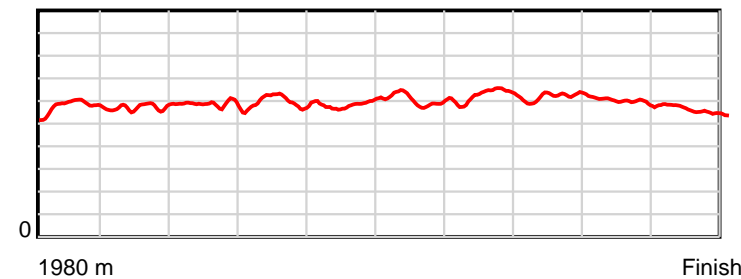
0.6 s Stride duration



20 m/sec Speed



100 % Stride efficiency



Note: Horizontal distance axis grid lines are 200m furlongs.

## Disclaimer.

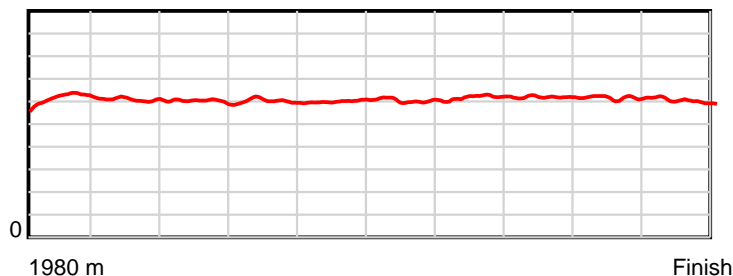
HRNZ and NZMTC and Thoroughbred Ratings Pty Ltd accepts no responsibility for the completeness or accuracy of any of the information contained herein, and makes no representations about its suitability for any particular purpose. Users should make their own judgements about those matters and/or seek independent advice. You assume all risks associated with use of the data provided on this page.

# Race Results

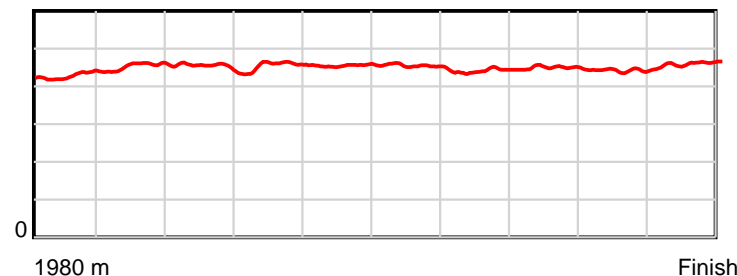
July 13, 2025, Race 4, , Distance 1980m, Addington - Survey 1980m

Result	TAB no.	Horse (Barrier)	1980 to	1800m to	1600m to	1400m to	1200m to	1000m to	800m to	600m to	400m to	200m to	Total or	Margin
7th	11	<b>My Ten Guitars (10)</b>	<b>1800m</b>	<b>1600m</b>	<b>1400m</b>	<b>1200m</b>	<b>1000m</b>	<b>800m</b>	<b>600m</b>	<b>400m</b>	<b>200m</b>	<b>WP</b>	<b>Average</b>	
		Position in running (margin)	-	6(3.9)	7(7.3)	7(4.7)	7(4.6)	9(6.3)	9(8.0)	8(6.6)	9(7.6)	7(4.8)		4.90
		Sectional time (s)	12.99	15.18	15.24	15.20	15.65	15.48	14.34	14.85	14.62	15.64		
		Cumulative time (s)	149.19	136.20	121.02	105.78	90.58	74.93	59.45	45.11	30.26	15.64	2:29.19	
		Speed (m/s)	13.86	13.18	13.12	13.16	12.78	12.92	13.95	13.47	13.68	12.79	13.27	
		Stride length (m)	6.09	5.98	5.96	5.98	5.82	5.87	6.15	6.05	6.06	5.90	5.98	
		Stride duration (s)	0.429	0.454	0.454	0.454	0.455	0.454	0.441	0.449	0.443	0.461	0.451	
		Stride efficiency (%)	58.00	55.83	55.50	55.89	52.90	53.87	59.02	57.13	57.37	54.33	55.92	
		Stride count	29.54	33.46	33.56	33.44	34.37	34.06	32.54	33.08	33.01	33.92	330.98	

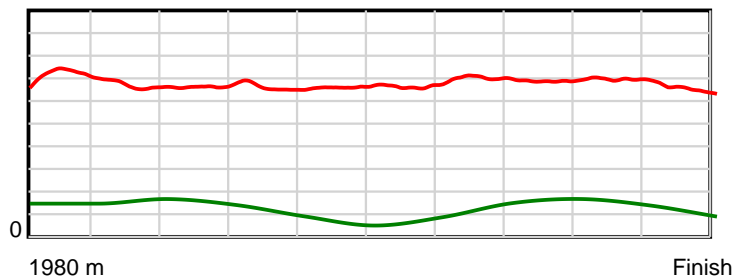
10 m Stride length



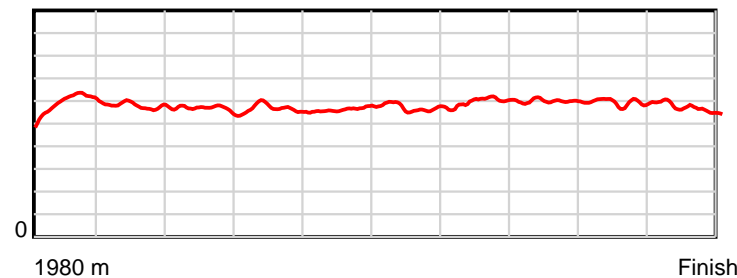
0.6 s Stride duration



20 m/sec Speed



100 % Stride efficiency



Note: Horizontal distance axis grid lines are 200m furlongs.

**Disclaimer.**

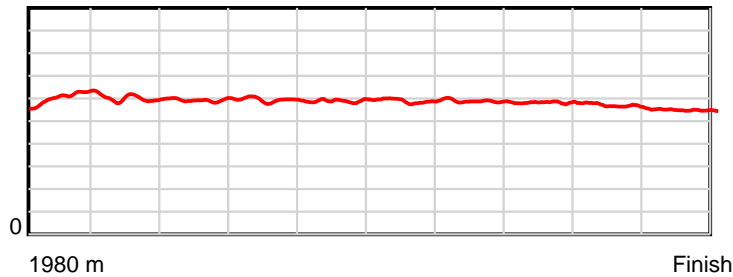
HRNZ and NZMTC and Thoroughbred Ratings Pty Ltd accepts no responsibility for the completeness or accuracy of any of the information contained herein, and makes no representations about its suitability for any particular purpose. Users should make their own judgements about those matters and/or seek independent advice. You assume all risks associated with use of the data provided on this page.

# Race Results

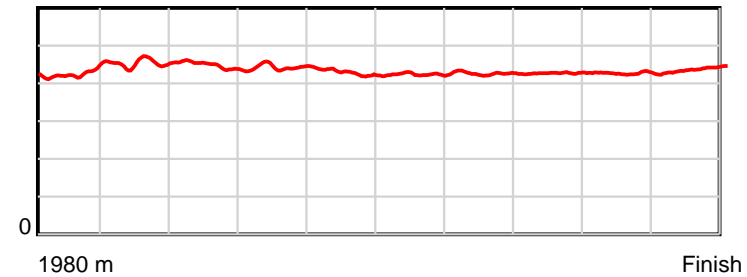
July 13, 2025, Race 4, , Distance 1980m, Addington - Survey 1980m

Result	TAB no.	Horse (Barrier)	1980 to	1800m to	1600m to	1400m to	1200m to	1000m to	800m to	600m to	400m to	200m to	Total or	Margin
8th	13	<b>Magical Max (11)</b>	<b>1800m</b>	<b>1600m</b>	<b>1400m</b>	<b>1200m</b>	<b>1000m</b>	<b>800m</b>	<b>600m</b>	<b>400m</b>	<b>200m</b>	<b>WP</b>	<b>Average</b>	
		Position in running (margin)	-	8(4.6)	9(9.3)	9(6.1)	6(4.2)	4(2.7)	2(1.2)	2(0.6)	2(1.6)	4(2.2)		4.90
		Sectional time (s)	13.38	15.38	15.14	14.89	15.14	14.92	14.49	14.86	15.17	15.82		
		Cumulative time (s)	149.19	135.81	120.43	105.29	90.40	75.26	60.34	45.85	30.99	15.82	2:29.19	
		Speed (m/s)	13.45	13.00	13.21	13.43	13.21	13.40	13.80	13.46	13.18	12.64	13.27	
		Stride length (m)	6.00	5.89	5.92	5.95	5.65	5.69	5.87	5.75	5.62	5.54	5.78	
		Stride duration (s)	0.426	0.453	0.448	0.443	0.428	0.424	0.426	0.427	0.426	0.438	0.436	
		Stride efficiency (%)	56.32	54.21	54.75	55.28	49.95	50.57	53.94	51.60	49.34	47.91	52.24	
		Stride count	29.98	33.96	33.79	33.63	35.37	35.16	34.04	34.81	35.59	36.12	342.45	

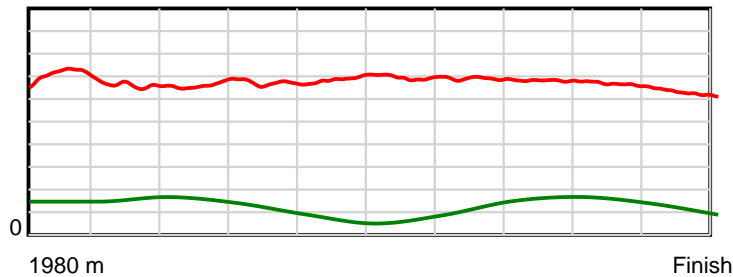
10 m Stride length



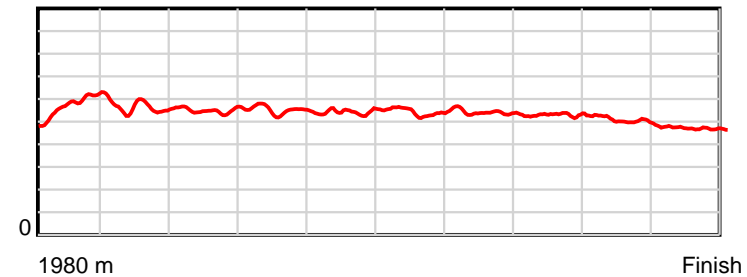
0.6 s Stride duration



20 m/sec Speed



100 % Stride efficiency



Note: Horizontal distance axis grid lines are 200m furlongs.

**Disclaimer.**

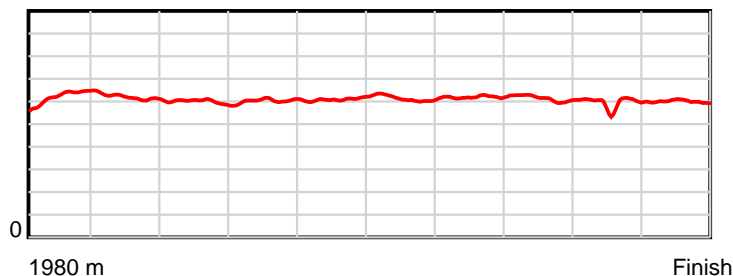
HRNZ and NZMTC and Thoroughbred Ratings Pty Ltd accepts no responsibility for the completeness or accuracy of any of the information contained herein, and makes no representations about its suitability for any particular purpose. Users should make their own judgements about those matters and/or seek independent advice. You assume all risks associated with use of the data provided on this page.

# Race Results

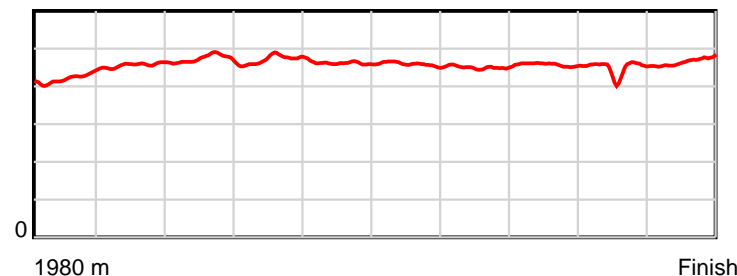
July 13, 2025, Race 4, , Distance 1980m, Addington - Survey 1980m

Result	TAB no.	Horse (Barrier)	1980 to	1800m to	1600m to	1400m to	1200m to	1000m to	800m to	600m to	400m to	200m to	Total or	Margin
9th	1	<b>Normie Stead (1)</b>	<b>1800m</b>	<b>1600m</b>	<b>1400m</b>	<b>1200m</b>	<b>1000m</b>	<b>800m</b>	<b>600m</b>	<b>400m</b>	<b>200m</b>	<b>WP</b>	<b>Average</b>	
		Position in running (margin)	-	1(0.0)	2(1.9)	3(1.6)	5(4.1)	5(4.1)	6(4.3)	5(4.2)	6(6.1)	8(4.8)		5.60
		Sectional time (s)	12.58	14.93	15.61	15.64	15.38	15.20	14.57	15.01	14.86	15.53		
		Cumulative time (s)	149.31	136.73	121.80	106.19	90.55	75.17	59.97	45.40	30.39	15.53	2:29.31	
		Speed (m/s)	14.31	13.40	12.81	12.79	13.00	13.16	13.73	13.32	13.46	12.88	13.26	
		Stride length (m)	6.17	6.13	6.06	6.03	6.00	6.03	6.18	6.09	6.03	6.00	6.07	
		Stride duration (s)	0.422	0.457	0.473	0.471	0.461	0.458	0.451	0.457	0.448	0.466	0.458	
		Stride efficiency (%)	59.44	58.63	57.39	56.73	56.19	56.80	59.74	58.05	56.90	56.28	57.59	
		Stride count	29.18	32.65	33.00	33.19	33.35	33.17	32.35	32.81	33.14	33.32	326.16	

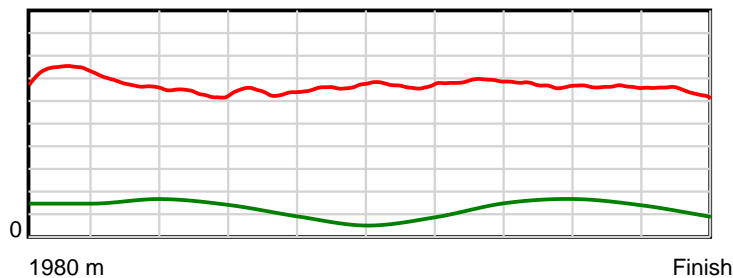
10 m Stride length



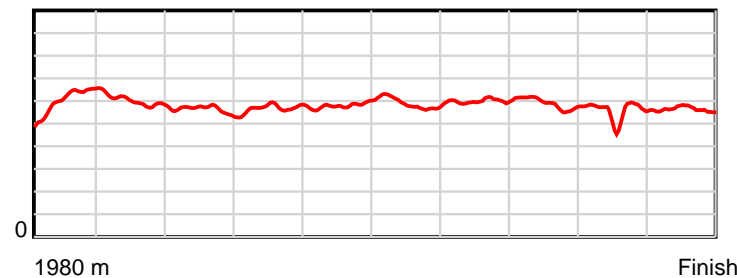
0.6 s Stride duration



20 m/sec Speed



100 % Stride efficiency



Note: Horizontal distance axis grid lines are 200m furlongs.

**Disclaimer.**

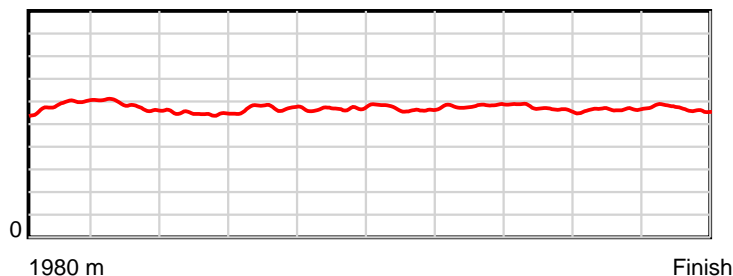
HRNZ and NZMTC and Thoroughbred Ratings Pty Ltd accepts no responsibility for the completeness or accuracy of any of the information contained herein, and makes no representations about its suitability for any particular purpose. Users should make their own judgements about those matters and/or seek independent advice. You assume all risks associated with use of the data provided on this page.

# Race Results

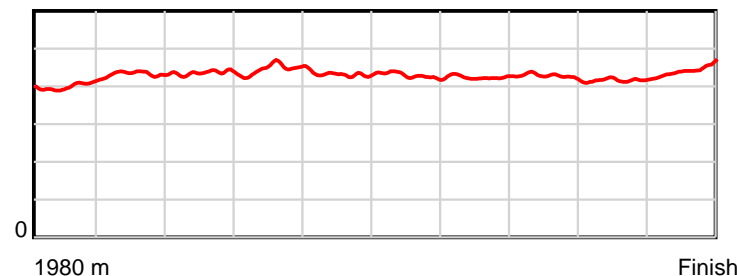
July 13, 2025, Race 4, , Distance 1980m, Addington - Survey 1980m

Result	TAB no.	Horse (Barrier)	1980 to	1800m to	1600m to	1400m to	1200m to	1000m to	800m to	600m to	400m to	200m to	Total or	Margin
10th	10	Sir Monty (9)	1800m	1600m	1400m	1200m	1000m	800m	600m	400m	200m	WP	Average	
		Position in running (margin)	-	3(1.8)	3(2.7)	5(3.7)	9(6.4)	8(5.8)	7(6.2)	7(6.0)	8(7.5)	9(5.5)		7.20
		Sectional time (s)	12.87	14.77	15.82	15.66	15.29	15.24	14.55	14.94	14.75	15.70		
		Cumulative time (s)	149.59	136.72	121.95	106.13	90.47	75.18	59.94	45.39	30.45	15.70	2:29.59	
		Speed (m/s)	13.99	13.54	12.64	12.77	13.08	13.12	13.75	13.39	13.56	12.74	13.24	
		Stride length (m)	5.85	5.86	5.52	5.70	5.65	5.62	5.83	5.72	5.65	5.66	5.70	
		Stride duration (s)	0.401	0.433	0.436	0.446	0.432	0.428	0.424	0.427	0.417	0.444	0.431	
		Stride efficiency (%)	53.54	53.67	47.53	50.77	49.81	49.40	53.10	51.07	49.91	49.99	50.80	
		Stride count	30.75	34.13	36.26	35.09	35.42	35.57	34.31	34.99	35.39	35.36	347.27	

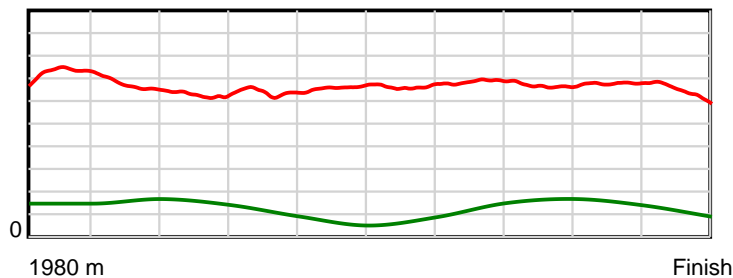
10 m Stride length



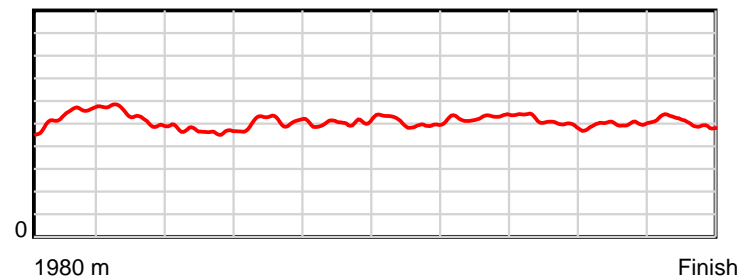
0.6 s Stride duration



20 m/sec Speed



100 % Stride efficiency



Note: Horizontal distance axis grid lines are 200m furlongs.

### Disclaimer.

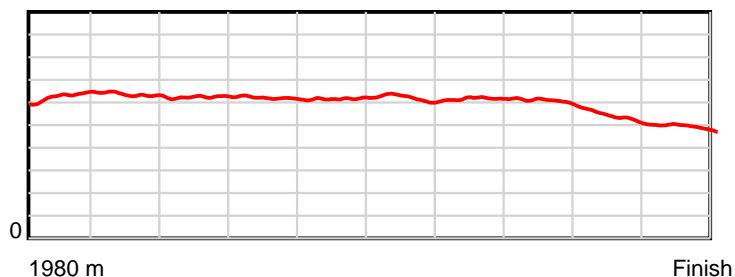
HRNZ and NZMTC and Thoroughbred Ratings Pty Ltd accepts no responsibility for the completeness or accuracy of any of the information contained herein, and makes no representations about its suitability for any particular purpose. Users should make their own judgements about those matters and/or seek independent advice. You assume all risks associated with use of the data provided on this page.

# Race Results

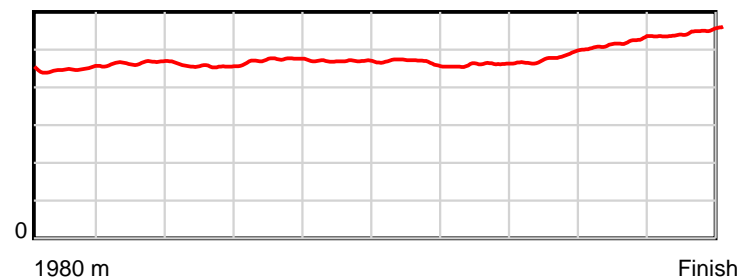
July 13, 2025, Race 4, , Distance 1980m, Addington - Survey 1980m

Result	TAB no.	Horse (Barrier)	1980 to	1800m to	1600m to	1400m to	1200m to	1000m to	800m to	600m to	400m to	200m to	Total or	Margin
11th	5	Waterholes Roa... (4)	1800m	1600m	1400m	1200m	1000m	800m	600m	400m	200m	WP	Average	
		Position in running (margin)	-	5(3.1)	6(6.0)	4(1.6)	3(2.1)	6(4.2)	8(6.6)	11(8.5)	11(17.3)	11(43.5)		79.40
		Sectional time (s)	13.06	15.11	14.92	15.30	15.72	15.59	14.91	16.14	19.44	22.41		
		Cumulative time (s)	162.60	149.54	134.43	119.51	104.21	88.49	72.90	57.99	41.85	22.41	2:42.60	
		Speed (m/s)	13.78	13.24	13.40	13.07	12.72	12.83	13.41	12.39	10.29	8.92	12.18	
		Stride length (m)	6.27	6.15	6.12	6.19	5.97	5.98	6.19	5.97	5.36	4.88	5.87	
		Stride duration (s)	0.447	0.465	0.456	0.473	0.469	0.466	0.462	0.482	0.521	0.547	0.482	
		Stride efficiency (%)	61.35	59.16	58.45	59.82	55.67	55.97	59.92	55.78	44.93	37.22	53.86	
		Stride count	28.73	32.51	32.70	32.32	33.51	33.42	32.30	33.48	37.30	40.98	337.25	

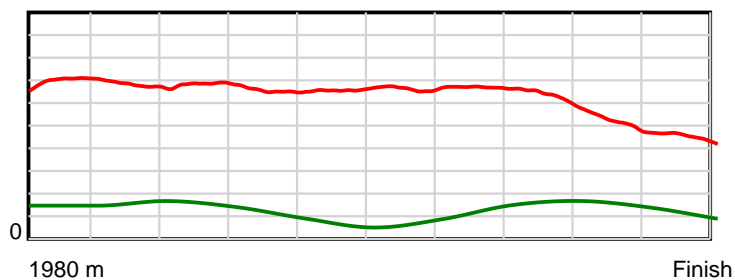
10 m Stride length



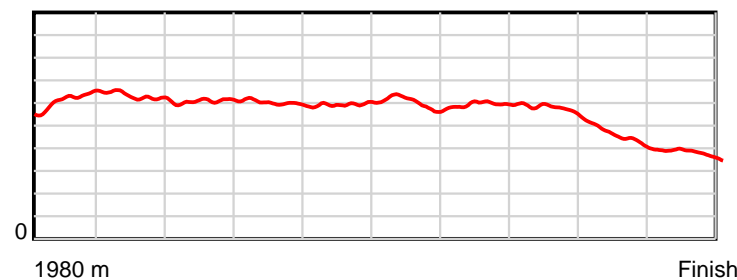
0.6 s Stride duration



20 m/sec Speed



100 % Stride efficiency



Note: Horizontal distance axis grid lines are 200m furlongs.

## Disclaimer.

HRNZ and NZMTC and Thoroughbred Ratings Pty Ltd accepts no responsibility for the completeness or accuracy of any of the information contained herein, and makes no representations about its suitability for any particular purpose. Users should make their own judgements about those matters and/or seek independent advice. You assume all risks associated with use of the data provided on this page.