



## Race Results

NZ Metropolitan Trotting Club Inc, HRNZ, July 13, 2025

Compilation date: July 13, 2025, 4:04:48 PM (NZST)

Copyright © 2025 HRNZ and NZMTC. All rights reserved.

### Trademarks.

StrideMASTER is a registered trademark of Thoroughbred Ratings Pty Ltd.

### Disclaimer.

HRNZ and NZMTC and Thoroughbred Ratings Pty Ltd accepts no responsibility for the completeness or accuracy of any of the information contained herein, and makes no representations about its suitability for any particular purpose. Users should make their own judgements about those matters and/or seek independent advice. You assume all risks associated with use of the data provided on this page.



# Race Results



July 13, 2025, Race 5, "REMEMBERING GILLY"-THE MAIN STREET SPORTS BAR, MOBILE PACE, Distance 2600m, Addington - Survey 3200m

Result	TAB no.	Horse (Barrier)	2600 to	2400m to
1st	6	<b>Action Major (6)</b>	<b>2400m</b>	<b>2200m</b>
		Position in running (margin)	-	1(0.0)
		Sectional time (s)	13.62	15.75
		Cumulative time (s)	194.68	181.06
		Speed (m/s)	14.68	12.70
		Stride length (m)	10.73	11.34
		Stride duration (s)	0.723	0.893
		Stride efficiency (%)	179.92	200.98
		Stride count	18.64	17.64

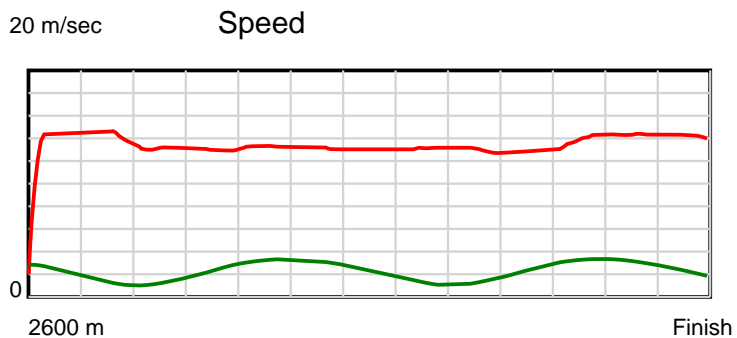
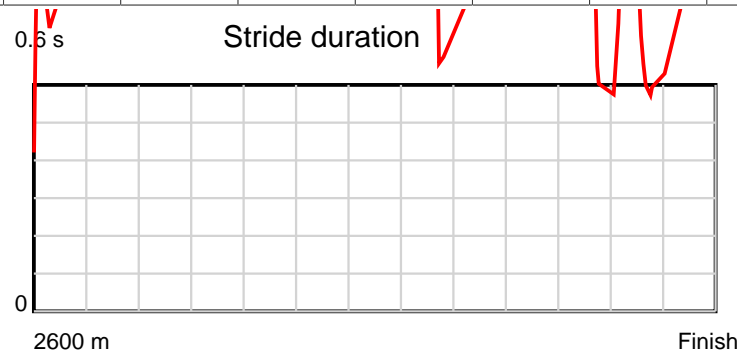
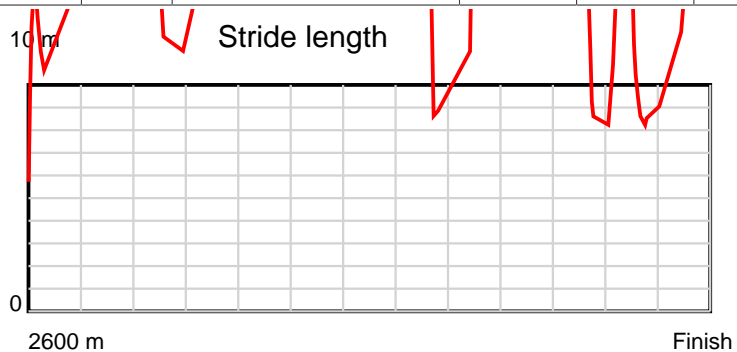
#### Disclaimer.

HRNZ and NZMTC and Thoroughbred Ratings Pty Ltd accepts no responsibility for the completeness or accuracy of any of the information contained herein, and makes no representations about its suitability for any particular purpose. Users should make their own judgements about those matters and/or seek independent advice. You assume all risks associated with use of the data provided on this page.

# Race Results

July 13, 2025, Race 5, "REMEMBERING GILLY"-THE MAIN STREET SPORTS BAR, MOBILE PACE, Distance 2600m, Addington - Survey 3200m

Result	TAB no.	Horse (Barrier)	2200m to	2000m to	1800m to	1600m to	1400m to	1200m to	1000m to	800m to	600m to	400m to	200m to	Total or	Margin
1st	6	Action Major (6)	2000m	1800m	1600m	1400m	1200m	1000m	800m	600m	400m	200m	WP	Average	
		Position in running (margin)	1(0.0)	1(0.0)	1(0.0)	1(0.0)	1(0.0)	1(0.0)	1(0.0)	2(0.1)	1(0.0)	1(0.0)	1(0.0)		0.00
		Sectional time (s)	15.74	15.39	15.17	15.11	15.27	15.77	15.63	14.75	14.25	13.77	14.46		
		Cumulative time (s)	165.31	149.57	134.18	119.01	103.90	88.63	72.86	57.23	42.48	28.23	14.46	3:14.68	
		Speed (m/s)	12.71	13.00	13.18	13.24	13.10	12.68	12.80	13.56	14.04	14.52	13.83	13.36	
		Stride length (m)	11.34	26.73	19.14	19.14	39.57	13.67	15.95	45.50	9.58	8.65	42.03	15.51	
		Stride duration (s)	0.893	2.057	1.452	1.447	3.023	1.078	1.246	3.355	0.683	0.595	3.038	1.161	
		Stride efficiency (%)	201.12	1116.11	572.72	572.69	2447.34	291.82	397.39	3234.68	143.47	116.79	2760.40	375.71	
		Stride count	17.63	7.48	10.45	10.45	5.05	14.64	12.54	4.40	20.87	23.13	4.76	167.68	



Note: Horizontal distance axis grid lines are 200m furlongs.

**Disclaimer.**

HRNZ and NZMTC and Thoroughbred Ratings Pty Ltd accepts no responsibility for the completeness or accuracy of any of the information contained herein, and makes no representations about its suitability for any particular purpose. Users should make their own judgements about those matters and/or seek independent advice. You assume all risks associated with use of the data provided on this page.



# Race Results



July 13, 2025, Race 5, "REMEMBERING GILLY"-THE MAIN STREET SPORTS BAR, MOBILE PACE, Distance 2600m, Addington - Survey 3200m

Result	TAB no.	Horse (Barrier)	2600 to	2400m to
2nd	7	Auntie Deb (7)	2400m	2200m
		Position in running (margin)	-	2(0.6)
		Sectional time (s)	13.53	15.82
		Cumulative time (s)	194.81	181.28
		Speed (m/s)	14.78	12.64
		Stride length (m)	14.61	6.97
		Stride duration (s)	0.992	0.552
		Stride efficiency (%)	333.57	76.02
		Stride count	13.69	28.67

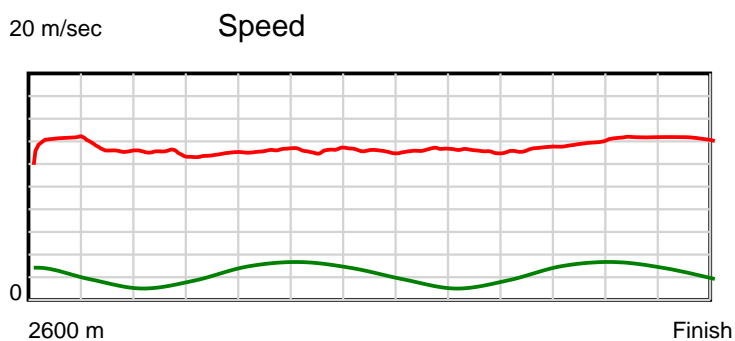
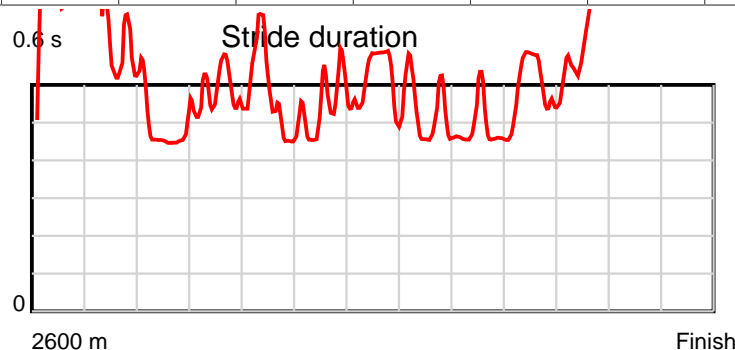
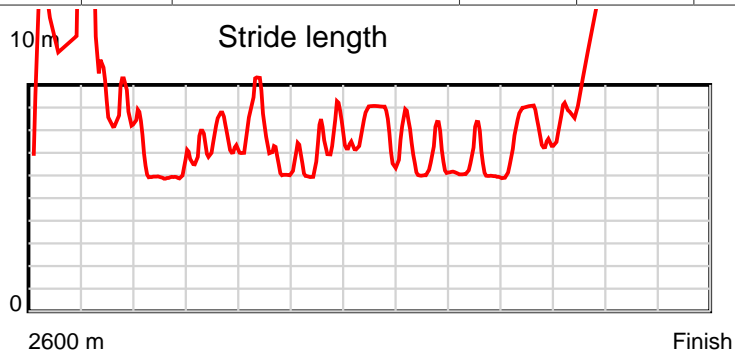
#### Disclaimer.

HRNZ and NZMTC and Thoroughbred Ratings Pty Ltd accepts no responsibility for the completeness or accuracy of any of the information contained herein, and makes no representations about its suitability for any particular purpose. Users should make their own judgements about those matters and/or seek independent advice. You assume all risks associated with use of the data provided on this page.

# Race Results

July 13, 2025, Race 5, "REMEMBERING GILLY"-THE MAIN STREET SPORTS BAR, MOBILE PACE, Distance 2600m, Addington - Survey 3200m

Result	TAB no.	Horse (Barrier)	2200m to	2000m to	1800m to	1600m to	1400m to	1200m to	1000m to	800m to	600m to	400m to	200m to	Total or	Margin
2nd	7	Auntie Deb (7)	2000m	1800m	1600m	1400m	1200m	1000m	800m	600m	400m	200m	WP	Average	
		Position in running (margin)	3(1.1)	2(0.9)	2(1.2)	2(1.6)	2(1.9)	2(1.1)	2(0.5)	1(0.0)	2(0.0)	3(1.6)	2(2.7)		0.80
		Sectional time (s)	15.72	15.44	15.25	15.17	15.14	15.67	15.53	14.76	14.50	13.96	14.32		
		Cumulative time (s)	165.46	149.74	134.30	119.05	103.88	88.74	73.07	57.54	42.78	28.28	14.32	3:14.81	
		Speed (m/s)	12.72	12.95	13.11	13.18	13.21	12.76	12.88	13.55	13.79	14.33	13.97	13.35	
		Stride length (m)	5.94	6.70	6.66	6.84	7.15	6.17	6.09	7.22	11.21	11.75	21.99	7.88	
		Stride duration (s)	0.467	0.517	0.508	0.518	0.541	0.484	0.473	0.533	0.813	0.820	1.575	0.590	
		Stride efficiency (%)	55.10	70.13	69.32	73.04	79.85	59.55	57.88	81.46	196.49	215.88	755.87	96.96	
		Stride count	33.68	29.86	30.03	29.25	27.98	32.40	32.86	27.70	17.84	17.02	9.09	330.07	



Note: Horizontal distance axis grid lines are 200m furlongs.

**Disclaimer.**

HRNZ and NZMTC and Thoroughbred Ratings Pty Ltd accepts no responsibility for the completeness or accuracy of any of the information contained herein, and makes no representations about its suitability for any particular purpose. Users should make their own judgements about those matters and/or seek independent advice. You assume all risks associated with use of the data provided on this page.



# Race Results



July 13, 2025, Race 5, "REMEMBERING GILLY"-THE MAIN STREET SPORTS BAR, MOBILE PACE, Distance 2600m, Addington - Survey 3200m

Result	TAB no.	Horse (Barrier)	2600 to	2400m to
3rd	3	Major Happy (3)	2400m	2200m
		Position in running (margin)	-	7(7.9)
		Sectional time (s)	14.79	15.74
		Cumulative time (s)	195.08	180.29
		Speed (m/s)	13.52	12.71
		Stride length (m)	6.54	6.29
		Stride duration (s)	0.480	0.495
		Stride efficiency (%)	66.94	61.81
		Stride count	30.56	31.80

#### Disclaimer.

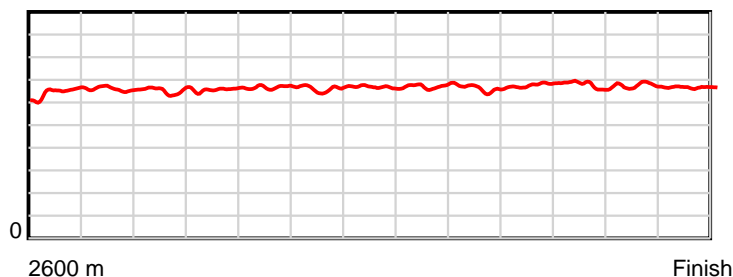
HRNZ and NZMTC and Thoroughbred Ratings Pty Ltd accepts no responsibility for the completeness or accuracy of any of the information contained herein, and makes no representations about its suitability for any particular purpose. Users should make their own judgements about those matters and/or seek independent advice. You assume all risks associated with use of the data provided on this page.

# Race Results

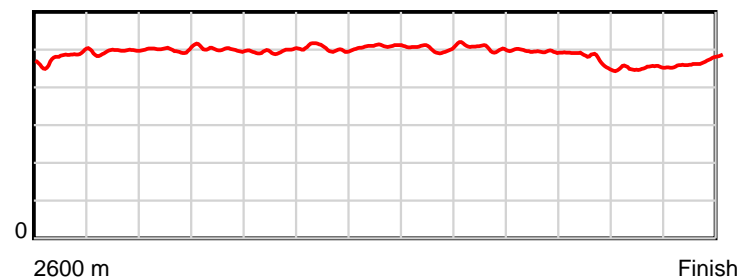
July 13, 2025, Race 5, "REMEMBERING GILLY"-THE MAIN STREET SPORTS BAR, MOBILE PACE, Distance 2600m, Addington - Survey 3200m

Result	TAB no.	Horse (Barrier)	2200m to	2000m to	1800m to	1600m to	1400m to	1200m to	1000m to	800m to	600m to	400m to	200m to	Total or	Margin
3rd	3	Major Happy (3)	2000m	1800m	1600m	1400m	1200m	1000m	800m	600m	400m	200m	WP	Average	
		Position in running (margin)	7(7.8)	7(7.3)	7(7.4)	7(7.3)	7(7.5)	7(7.3)	7(6.2)	7(6.0)	7(5.7)	7(5.8)	4(5.2)		2.20
		Sectional time (s)	15.65	15.41	15.15	15.15	15.25	15.58	15.59	14.71	14.26	13.67	14.13		
		Cumulative time (s)	164.55	148.90	133.49	118.34	103.19	87.94	72.36	56.77	42.06	27.80	14.13	3:15.08	
		Speed (m/s)	12.78	12.98	13.20	13.20	13.11	12.84	12.83	13.60	14.03	14.63	14.15	13.33	
		Stride length (m)	6.41	6.49	6.54	6.65	6.68	6.48	6.45	6.73	6.60	6.61	6.66	6.55	
		Stride duration (s)	0.501	0.500	0.495	0.504	0.509	0.505	0.503	0.495	0.471	0.452	0.471	0.491	
		Stride efficiency (%)	64.17	65.87	66.81	69.09	69.71	65.65	64.96	70.71	68.16	68.18	69.38	66.97	
		Stride count	31.21	30.80	30.59	30.08	29.94	30.86	31.02	29.73	30.28	30.28	30.02	397.17	

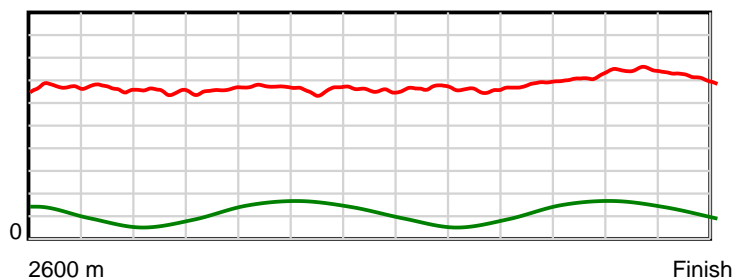
10 m Stride length



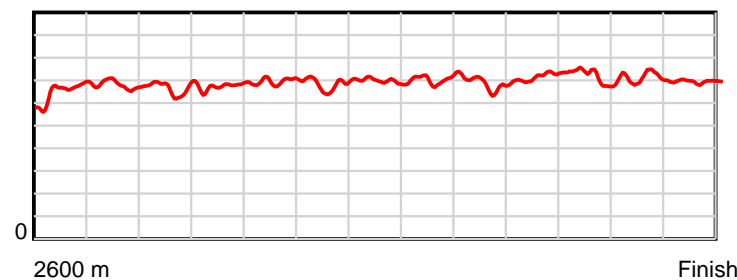
0.6 s Stride duration



20 m/sec Speed



100 % Stride efficiency



Note: Horizontal distance axis grid lines are 200m furlongs.

**Disclaimer.**

HRNZ and NZMTC and Thoroughbred Ratings Pty Ltd accepts no responsibility for the completeness or accuracy of any of the information contained herein, and makes no representations about its suitability for any particular purpose. Users should make their own judgements about those matters and/or seek independent advice. You assume all risks associated with use of the data provided on this page.



# Race Results



July 13, 2025, Race 5, "REMEMBERING GILLY"-THE MAIN STREET SPORTS BAR, MOBILE PACE, Distance 2600m, Addington - Survey 3200m

Result	TAB no.	Horse (Barrier)	2600 to	2400m to
4th	1	Mouton Cadet (1)	2400m	2200m
		Position in running (margin)	-	3(2.6)
		Sectional time (s)	14.12	15.48
		Cumulative time (s)	195.36	181.24
		Speed (m/s)	14.16	12.92
		Stride length (m)	6.26	6.08
		Stride duration (s)	0.435	0.471
		Stride efficiency (%)	61.21	57.81
		Stride count	31.95	32.88

#### Disclaimer.

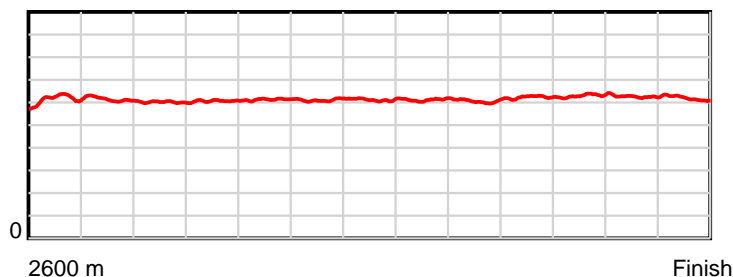
HRNZ and NZMTC and Thoroughbred Ratings Pty Ltd accepts no responsibility for the completeness or accuracy of any of the information contained herein, and makes no representations about its suitability for any particular purpose. Users should make their own judgements about those matters and/or seek independent advice. You assume all risks associated with use of the data provided on this page.

# Race Results

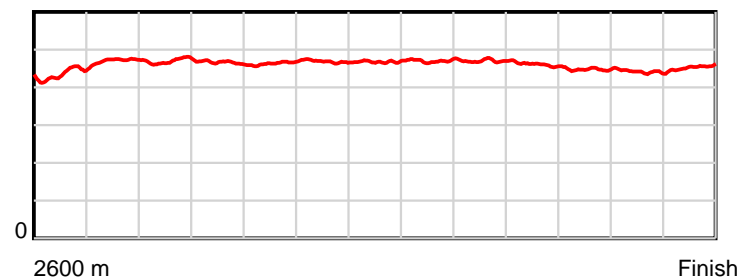
July 13, 2025, Race 5, "REMEMBERING GILLY"-THE MAIN STREET SPORTS BAR, MOBILE PACE, Distance 2600m, Addington - Survey 3200m

Result	TAB no.	Horse (Barrier)	2200m to	2000m to	1800m to	1600m to	1400m to	1200m to	1000m to	800m to	600m to	400m to	200m to	Total or	Margin
4th	1	Mouton Cadet (1)	2000m	1800m	1600m	1400m	1200m	1000m	800m	600m	400m	200m	WP	Average	
		Position in running (margin)	2(1.0)	3(1.3)	3(1.7)	3(1.8)	3(2.4)	3(2.5)	3(1.3)	3(1.2)	3(1.7)	2(1.1)	3(3.0)		3.80
		Sectional time (s)	15.77	15.47	15.18	15.22	15.29	15.57	15.59	14.86	14.14	14.09	14.58		
		Cumulative time (s)	165.76	149.99	134.52	119.34	104.12	88.83	73.26	57.67	42.81	28.67	14.58	3:15.36	
		Speed (m/s)	12.68	12.93	13.18	13.14	13.08	12.85	12.83	13.46	14.14	14.19	13.72	13.31	
		Stride length (m)	5.96	6.02	6.10	6.16	6.12	6.04	6.03	6.20	6.33	6.26	6.22	6.13	
		Stride duration (s)	0.470	0.466	0.463	0.469	0.468	0.471	0.470	0.460	0.448	0.441	0.454	0.461	
		Stride efficiency (%)	55.51	56.60	58.24	59.25	58.48	57.06	56.73	60.04	62.65	61.23	60.46	58.82	
		Stride count	33.56	33.23	32.76	32.48	32.69	33.10	33.19	32.27	31.59	31.95	32.15	423.80	

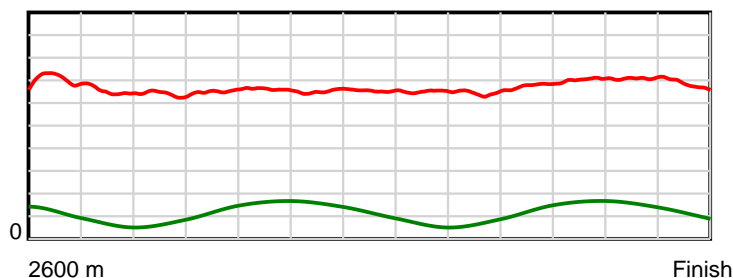
10 m Stride length



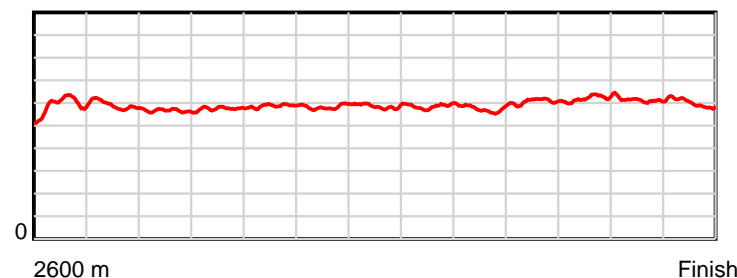
0.6 s Stride duration



20 m/sec Speed



100 % Stride efficiency



Note: Horizontal distance axis grid lines are 200m furlongs.

## Disclaimer.

HRNZ and NZMTC and Thoroughbred Ratings Pty Ltd accepts no responsibility for the completeness or accuracy of any of the information contained herein, and makes no representations about its suitability for any particular purpose. Users should make their own judgements about those matters and/or seek independent advice. You assume all risks associated with use of the data provided on this page.



# Race Results



July 13, 2025, Race 5, "REMEMBERING GILLY"-THE MAIN STREET SPORTS BAR, MOBILE PACE, Distance 2600m, Addington - Survey 3200m

Result	TAB no.	Horse (Barrier)	2600 to	2400m to
5th	8	<b>Sophia Bromac (0)</b>	<b>2400m</b>	<b>2200m</b>
		Position in running (margin)	-	8(9.4)
		Sectional time (s)	15.13	15.60
		Cumulative time (s)	195.57	180.44
		Speed (m/s)	13.22	12.82
		Stride length (m)	0.00	2000.63
		Stride duration (s)	0.000	156.099
		Stride efficiency (%)	0.00	6254578.50
		Stride count	0.00	0.10


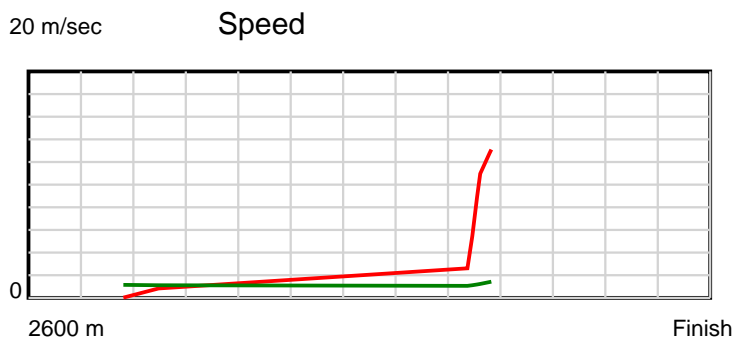
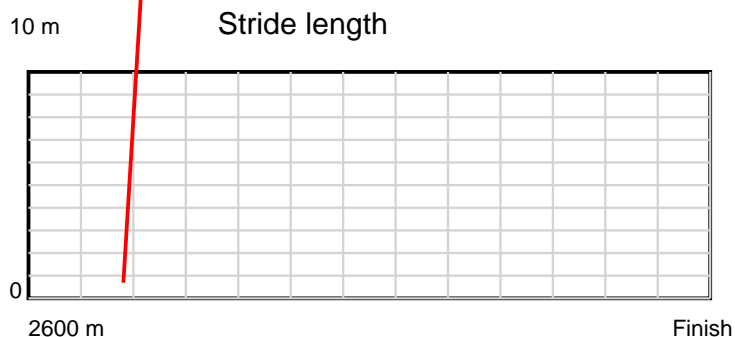
#### Disclaimer.

HRNZ and NZMTC and Thoroughbred Ratings Pty Ltd accepts no responsibility for the completeness or accuracy of any of the information contained herein, and makes no representations about its suitability for any particular purpose. Users should make their own judgements about those matters and/or seek independent advice. You assume all risks associated with use of the data provided on this page.

# Race Results

July 13, 2025, Race 5, "REMEMBERING GILLY"-THE MAIN STREET SPORTS BAR, MOBILE PACE, Distance 2600m, Addington - Survey 3200m

Result	TAB no.	Horse (Barrier)	2200m to	2000m to	1800m to	1600m to	1400m to	1200m to	1000m to	800m to	600m to	400m to	200m to	Total or	Margin
5th	8	Sophia Bromac (0)	2000m	1800m	1600m	1400m	1200m	1000m	800m	600m	400m	200m	WP	Average	
		Position in running (margin)	8(8.6)	8(8.1)	8(8.8)	8(8.1)	8(9.4)	8(9.2)	8(7.7)	8(7.2)	8(7.1)	8(7.0)	5(7.3)		4.90
		Sectional time (s)	15.65	15.51	15.06	15.34	15.24	15.53	14.74	14.24	13.82	14.18			
		Cumulative time (s)	164.84	149.19	133.68	118.62	103.28	88.04	72.51	56.98	42.24	28.00	14.18	3:15.57	
		Speed (m/s)	12.78	12.89	13.28	13.04	13.12	12.88	12.88	13.57	14.04	14.47	14.10	13.29	
		Stride length (m)	186.95	131.27	135.22	132.74	133.62	131.12	14.26	6.49	6.72	6.93	6.75	18.34	
		Stride duration (s)	14.629	10.180	10.180	10.180	10.180	10.180	1.107	0.479	0.479	0.479	0.479	1.380	
		Stride efficiency (%)	54614.44	26927.46	28570.20	27532.08	27899.19	26866.80	317.93	65.91	70.64	75.04	71.28	525.73	
		Stride count	1.07	1.52	1.48	1.51	1.50	1.53	14.02	30.80	29.75	28.86	29.61	141.75	



Note: Horizontal distance axis grid lines are 200m furlongs.

## Disclaimer.

HRNZ and NZMTC and Thoroughbred Ratings Pty Ltd accepts no responsibility for the completeness or accuracy of any of the information contained herein, and makes no representations about its suitability for any particular purpose. Users should make their own judgements about those matters and/or seek independent advice. You assume all risks associated with use of the data provided on this page.



# Race Results



July 13, 2025, Race 5, "REMEMBERING GILLY"-THE MAIN STREET SPORTS BAR, MOBILE PACE, Distance 2600m, Addington - Survey 3200m

Result	TAB no.	Horse (Barrier)	2600 to	2400m to
6th	4	<b>Gem N Em (4)</b>	<b>2400m</b>	<b>2200m</b>
		Position in running (margin)	-	6(5.7)
		Sectional time (s)	14.55	15.53
		Cumulative time (s)	196.30	181.75
		Speed (m/s)	13.74	12.88
		Stride length (m)	6.72	6.37
		Stride duration (s)	0.481	0.495
		Stride efficiency (%)	70.59	63.42
		Stride count	29.76	31.39

#### Disclaimer.

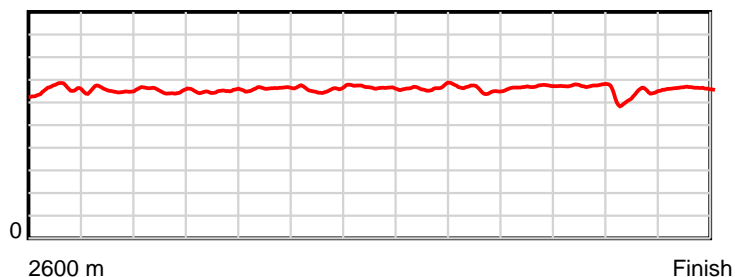
HRNZ and NZMTC and Thoroughbred Ratings Pty Ltd accepts no responsibility for the completeness or accuracy of any of the information contained herein, and makes no representations about its suitability for any particular purpose. Users should make their own judgements about those matters and/or seek independent advice. You assume all risks associated with use of the data provided on this page.

# Race Results

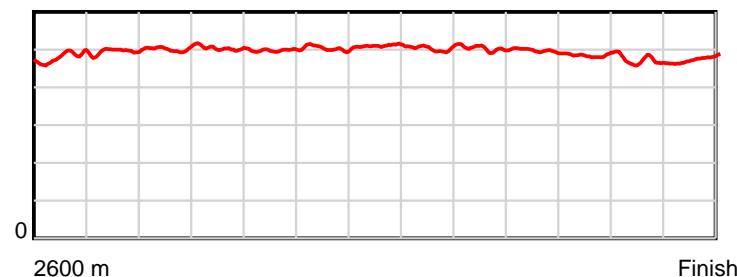
July 13, 2025, Race 5, "REMEMBERING GILLY"-THE MAIN STREET SPORTS BAR, MOBILE PACE, Distance 2600m, Addington - Survey 3200m

Result	TAB no.	Horse (Barrier)	2200m to	2000m to	1800m to	1600m to	1400m to	1200m to	1000m to	800m to	600m to	400m to	200m to	Total or	Margin
6th	4	Gem N Em (4)	2000m	1800m	1600m	1400m	1200m	1000m	800m	600m	400m	200m	WP	Average	
		Position in running (margin)	6(4.4)	6(4.4)	6(5.0)	6(4.5)	6(5.7)	6(5.4)	6(3.8)	6(3.5)	5(3.5)	6(5.2)	6(10.9)		9.00
		Sectional time (s)	15.73	15.51	15.08	15.32	15.21	15.51	15.57	14.76	14.53	14.72	14.28		
		Cumulative time (s)	166.22	150.49	134.98	119.90	104.58	89.37	73.86	58.29	43.53	29.00	14.28	3:16.30	
		Speed (m/s)	12.71	12.89	13.26	13.05	13.15	12.89	12.85	13.55	13.76	13.59	14.01	13.24	
		Stride length (m)	6.39	6.49	6.59	6.58	6.70	6.51	6.45	6.73	6.69	6.36	6.66	6.55	
		Stride duration (s)	0.502	0.503	0.497	0.504	0.510	0.504	0.502	0.496	0.486	0.468	0.475	0.495	
		Stride efficiency (%)	63.81	65.88	67.83	67.72	70.19	66.13	64.92	70.73	69.89	63.23	69.26	67.12	
		Stride count	31.30	30.80	30.36	30.38	29.84	30.74	31.03	29.73	29.91	31.44	30.04	396.72	

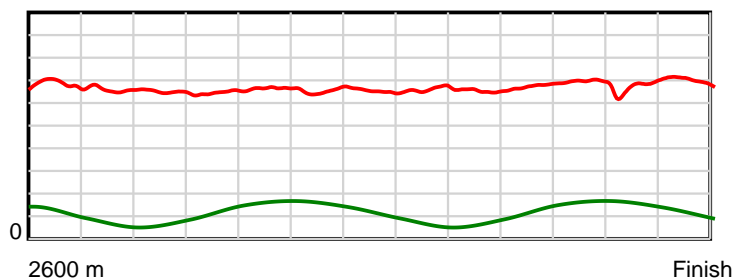
10 m Stride length



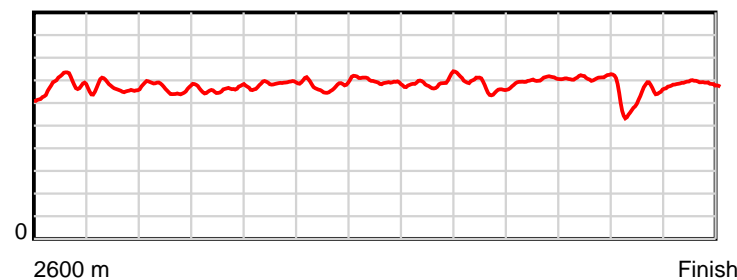
0.6 s Stride duration



20 m/sec Speed



100 % Stride efficiency



Note: Horizontal distance axis grid lines are 200m furlongs.

**Disclaimer.**

HRNZ and NZMTC and Thoroughbred Ratings Pty Ltd accepts no responsibility for the completeness or accuracy of any of the information contained herein, and makes no representations about its suitability for any particular purpose. Users should make their own judgements about those matters and/or seek independent advice. You assume all risks associated with use of the data provided on this page.



# Race Results



July 13, 2025, Race 5, "REMEMBERING GILLY"-THE MAIN STREET SPORTS BAR, MOBILE PACE, Distance 2600m, Addington - Survey 3200m

Result	TAB no.	Horse (Barrier)	2600 to	2400m to
7th	5	<b>Troubleshooter (5)</b>	<b>2400m</b>	<b>2200m</b>
		Position in running (margin)	-	4(3.1)
		Sectional time (s)	14.02	15.64
		Cumulative time (s)	198.68	184.66
		Speed (m/s)	14.26	12.79
		Stride length (m)	6.47	6.04
		Stride duration (s)	0.452	0.472
		Stride efficiency (%)	65.40	57.04
		Stride count	30.92	33.10

## Disclaimer.

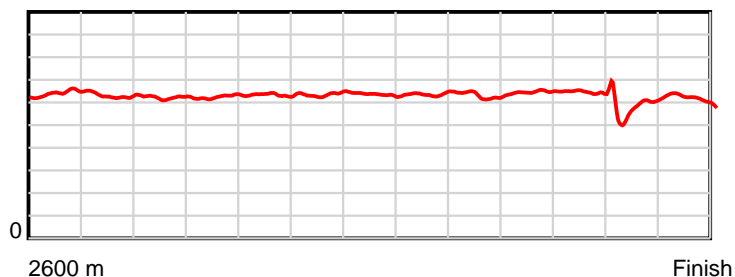
HRNZ and NZMTC and Thoroughbred Ratings Pty Ltd accepts no responsibility for the completeness or accuracy of any of the information contained herein, and makes no representations about its suitability for any particular purpose. Users should make their own judgements about those matters and/or seek independent advice. You assume all risks associated with use of the data provided on this page.

# Race Results

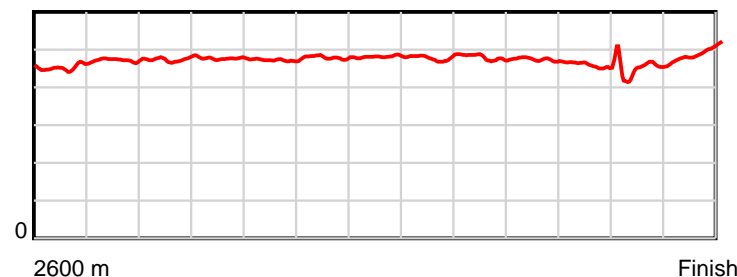
July 13, 2025, Race 5, "REMEMBERING GILLY"-THE MAIN STREET SPORTS BAR, MOBILE PACE, Distance 2600m, Addington - Survey 3200m

Result	TAB no.	Horse (Barrier)	2200m to	2000m to	1800m to	1600m to	1400m to	1200m to	1000m to	800m to	600m to	400m to	200m to	Total or	Margin
7th	5	Troubleshooter (5)	2000m	1800m	1600m	1400m	1200m	1000m	800m	600m	400m	200m	WP	Average	
		Position in running (margin)	4(2.4)	4(2.8)	4(2.9)	4(2.7)	4(3.4)	4(3.4)	4(2.1)	4(1.7)	4(1.9)	4(4.0)	8(14.3)		22.30
		Sectional time (s)	15.80	15.42	15.13	15.24	15.27	15.55	15.56	14.79	14.59	15.49	16.18		
		Cumulative time (s)	169.02	153.22	137.80	122.67	107.43	92.16	76.61	61.05	46.26	31.67	16.18	3:18.68	
		Speed (m/s)	12.66	12.97	13.22	13.12	13.10	12.86	12.85	13.52	13.71	12.91	12.36	13.09	
		Stride length (m)	6.01	6.18	6.24	6.30	6.30	6.16	6.15	6.40	6.32	5.79	6.12	6.19	
		Stride duration (s)	0.475	0.476	0.472	0.480	0.481	0.479	0.478	0.473	0.461	0.448	0.495	0.473	
		Stride efficiency (%)	56.40	59.63	60.91	61.92	61.98	59.33	59.02	64.00	62.48	52.39	58.49	59.78	
		Stride count	33.29	32.38	32.03	31.77	31.76	32.46	32.54	31.25	31.63	34.54	32.69	420.36	

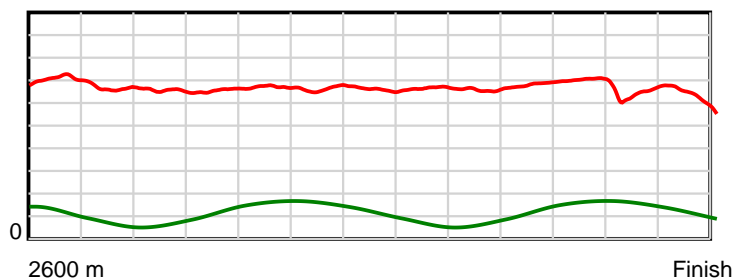
10 m Stride length



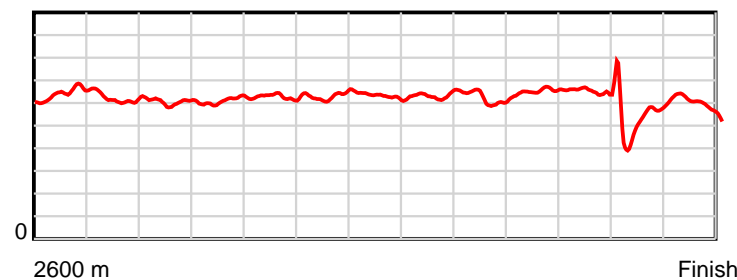
0.6 s Stride duration



20 m/sec Speed



100 % Stride efficiency



Note: Horizontal distance axis grid lines are 200m furlongs.

**Disclaimer.**

HRNZ and NZMTC and Thoroughbred Ratings Pty Ltd accepts no responsibility for the completeness or accuracy of any of the information contained herein, and makes no representations about its suitability for any particular purpose. Users should make their own judgements about those matters and/or seek independent advice. You assume all risks associated with use of the data provided on this page.



# Race Results



July 13, 2025, Race 5, "REMEMBERING GILLY"-THE MAIN STREET SPORTS BAR, MOBILE PACE, Distance 2600m, Addington - Survey 3200m

Result	TAB no.	Horse (Barrier)	2600 to	2400m to
8th	2	<b>Off The Edge (2)</b>	<b>2400m</b>	<b>2200m</b>
		Position in running (margin)	-	5(4.3)
		Sectional time (s)	14.25	15.59
		Cumulative time (s)	199.10	184.85
		Speed (m/s)	14.03	12.83
		Stride length (m)	6.19	5.88
		Stride duration (s)	0.439	0.458
		Stride efficiency (%)	59.94	53.97
		Stride count	32.29	34.03

#### Disclaimer.

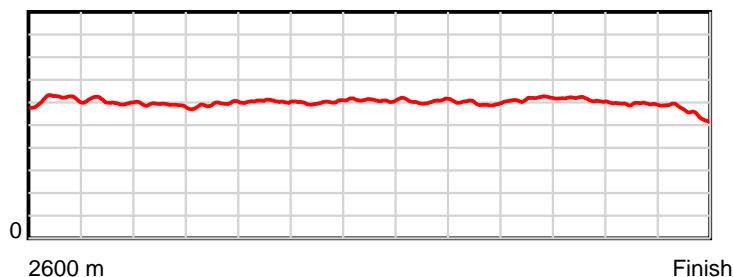
HRNZ and NZMTC and Thoroughbred Ratings Pty Ltd accepts no responsibility for the completeness or accuracy of any of the information contained herein, and makes no representations about its suitability for any particular purpose. Users should make their own judgements about those matters and/or seek independent advice. You assume all risks associated with use of the data provided on this page.

# Race Results

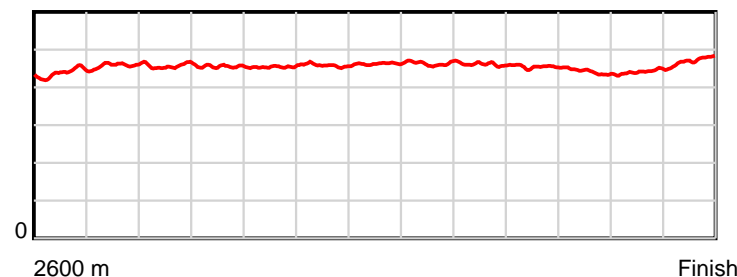
July 13, 2025, Race 5, "REMEMBERING GILLY"-THE MAIN STREET SPORTS BAR, MOBILE PACE, Distance 2600m, Addington - Survey 3200m

Result	TAB no.	Horse (Barrier)	2200m to	2000m to	1800m to	1600m to	1400m to	1200m to	1000m to	800m to	600m to	400m to	200m to	Total or	Margin
8th	2	<b>Off The Edge (2)</b>	<b>2000m</b>	<b>1800m</b>	<b>1600m</b>	<b>1400m</b>	<b>1200m</b>	<b>1000m</b>	<b>800m</b>	<b>600m</b>	<b>400m</b>	<b>200m</b>	<b>WP</b>	<b>Average</b>	
		Position in running (margin)	5(3.3)	5(3.0)	5(3.7)	5(3.2)	5(4.1)	5(4.3)	5(3.4)	5(3.1)	6(3.5)	5(4.3)	7(11.1)		24.60
		Sectional time (s)	15.69	15.50	15.09	15.27	15.32	15.61	15.57	14.84	14.37	14.91	17.09		
		Cumulative time (s)	169.26	153.57	138.07	122.98	107.71	92.39	76.78	61.21	46.37	32.00	17.09	3:19.10	
		Speed (m/s)	12.75	12.90	13.25	13.10	13.05	12.81	12.85	13.48	13.92	13.41	11.70	13.06	
		Stride length (m)	5.83	5.87	6.01	6.00	6.04	5.94	5.92	6.12	6.15	5.92	5.52	5.95	
		Stride duration (s)	0.458	0.455	0.453	0.458	0.463	0.464	0.461	0.454	0.442	0.441	0.472	0.456	
		Stride efficiency (%)	53.17	53.80	56.47	56.26	56.98	55.19	54.74	58.57	59.06	54.76	47.65	55.30	
		Stride count	34.29	34.09	33.27	33.33	33.12	33.65	33.79	32.67	32.53	33.78	36.22	437.06	

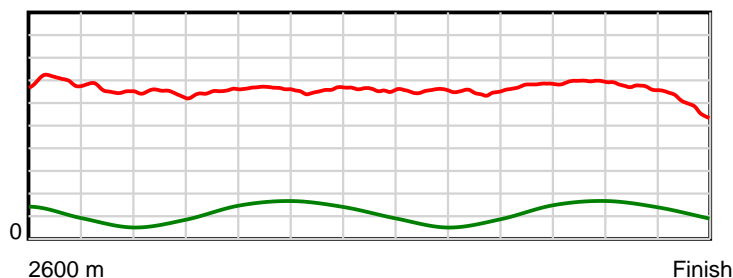
10 m Stride length



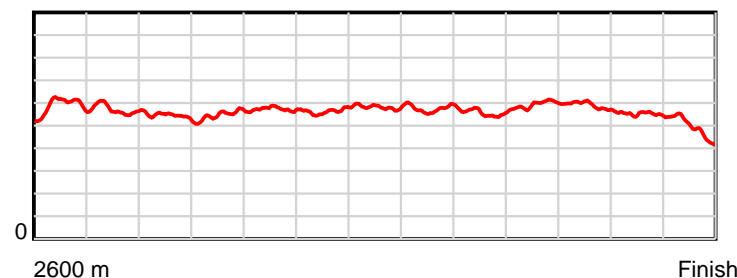
0.6 s Stride duration



20 m/sec Speed



100 % Stride efficiency



Note: Horizontal distance axis grid lines are 200m furlongs.

## Disclaimer.

HRNZ and NZMTC and Thoroughbred Ratings Pty Ltd accepts no responsibility for the completeness or accuracy of any of the information contained herein, and makes no representations about its suitability for any particular purpose. Users should make their own judgements about those matters and/or seek independent advice. You assume all risks associated with use of the data provided on this page.