



Race Results

NZ Metropolitan Trotting Club Inc, HRNZ, July 13, 2025

Compilation date: July 13, 2025, 4:31:36 PM (NZST)

Copyright © 2025 HRNZ and NZMTC. All rights reserved.

Trademarks.

StrideMASTER is a registered trademark of Thoroughbred Ratings Pty Ltd.

Disclaimer.

HRNZ and NZMTC and Thoroughbred Ratings Pty Ltd accepts no responsibility for the completeness or accuracy of any of the information contained herein, and makes no representations about its suitability for any particular purpose. Users should make their own judgements about those matters and/or seek independent advice. You assume all risks associated with use of the data provided on this page.



Race Results



July 13, 2025, Race 6, KLARISSE SAGUN-RAY WHITE LICENCED REAL ESTATE AGENT MOB TROT, Distance 2600m, Addington - Survey 3200m

Result	TAB no.	Horse (Barrier)	2600 to	2400m to
1st	6	Royal Diedre (7)	2400m	2200m
		Position in running (margin)	-	1(0.0)
		Sectional time (s)	13.82	15.62
		Cumulative time (s)	200.95	187.13
		Speed (m/s)	14.47	12.80
		Stride length (m)	6.37	5.95
		Stride duration (s)	0.434	0.465
		Stride efficiency (%)	63.31	55.41
		Stride count	31.42	33.59

Disclaimer.

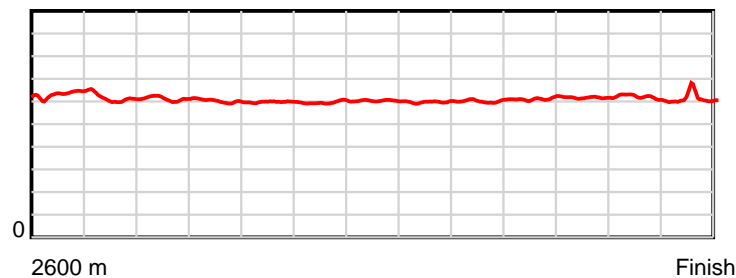
HRNZ and NZMTC and Thoroughbred Ratings Pty Ltd accepts no responsibility for the completeness or accuracy of any of the information contained herein, and makes no representations about its suitability for any particular purpose. Users should make their own judgements about those matters and/or seek independent advice. You assume all risks associated with use of the data provided on this page.

Race Results

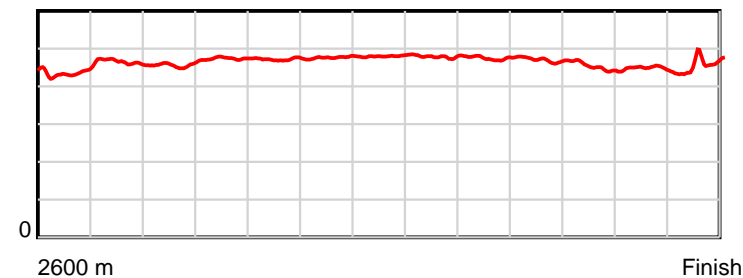
July 13, 2025, Race 6, KLARISSE SAGUN-RAY WHITE LICENCED REAL ESTATE AGENT MOB TROT, Distance 2600m, Addington - Survey 3200m

Result	TAB no.	Horse (Barrier)	2200m to	2000m to	1800m to	1600m to	1400m to	1200m to	1000m to	800m to	600m to	400m to	200m to	Total or	Margin
1st	6	Royal Diedre (7)	2000m	1800m	1600m	1400m	1200m	1000m	800m	600m	400m	200m	WP	Average	
		Position in running (margin)	3(2.6)	3(3.4)	3(2.8)	3(2.0)	3(2.2)	2(1.8)	2(1.8)	2(1.5)	2(0.4)	1(0.0)	1(0.0)		0.00
		Sectional time (s)	15.27	15.83	15.94	16.20	16.03	16.46	16.08	15.34	14.83	14.52	15.01		
		Cumulative time (s)	171.51	156.24	140.41	124.47	108.27	92.24	75.78	59.70	44.36	29.53	15.01	3:20.95	
		Speed (m/s)	13.10	12.63	12.55	12.35	12.48	12.15	12.44	13.04	13.49	13.77	13.32	12.94	
		Stride length (m)	5.99	5.98	5.92	5.89	5.99	5.82	5.91	6.12	6.07	6.17	6.10	6.02	
		Stride duration (s)	0.457	0.474	0.472	0.477	0.480	0.479	0.475	0.470	0.450	0.448	0.458	0.465	
		Stride efficiency (%)	56.02	55.95	54.80	54.12	56.07	52.92	54.51	58.59	57.65	59.51	58.09	56.60	
		Stride count	33.40	33.42	33.77	33.98	33.39	34.37	33.86	32.66	32.93	32.41	32.80	432.00	

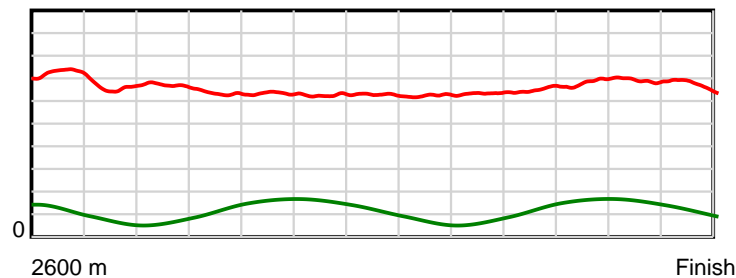
10 m Stride length



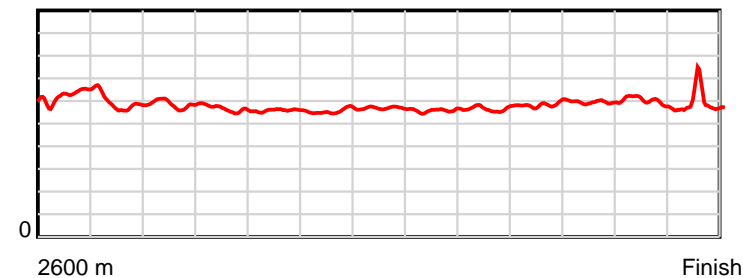
0.6 s Stride duration



20 m/sec Speed



100 % Stride efficiency



Note: Horizontal distance axis grid lines are 200m furlongs.

Disclaimer.

HRNZ and NZMTC and Thoroughbred Ratings Pty Ltd accepts no responsibility for the completeness or accuracy of any of the information contained herein, and makes no representations about its suitability for any particular purpose. Users should make their own judgements about those matters and/or seek independent advice. You assume all risks associated with use of the data provided on this page.



Race Results



July 13, 2025, Race 6, KLARISSE SAGUN-RAY WHITE LICENCED REAL ESTATE AGENT MOB TROT, Distance 2600m, Addington - Survey 3200m

Result	TAB no.	Horse (Barrier)	2600 to	2400m to
2nd	5	Petite Trixton (6)	2400m	2200m
		Position in running (margin)	-	4(3.2)
		Sectional time (s)	14.47	15.46
		Cumulative time (s)	202.36	187.89
		Speed (m/s)	13.82	12.94
		Stride length (m)	6.35	5.93
		Stride duration (s)	0.444	0.458
		Stride efficiency (%)	63.06	54.89
		Stride count	31.48	33.75

Disclaimer.

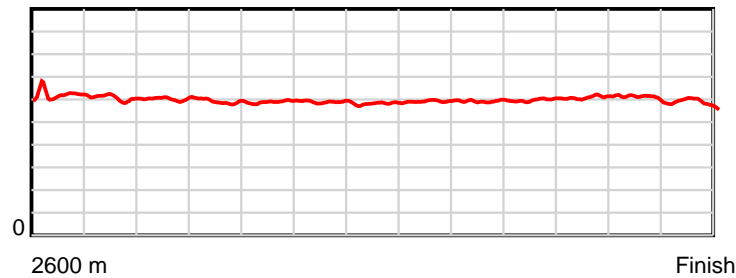
HRNZ and NZMTC and Thoroughbred Ratings Pty Ltd accepts no responsibility for the completeness or accuracy of any of the information contained herein, and makes no representations about its suitability for any particular purpose. Users should make their own judgements about those matters and/or seek independent advice. You assume all risks associated with use of the data provided on this page.

Race Results

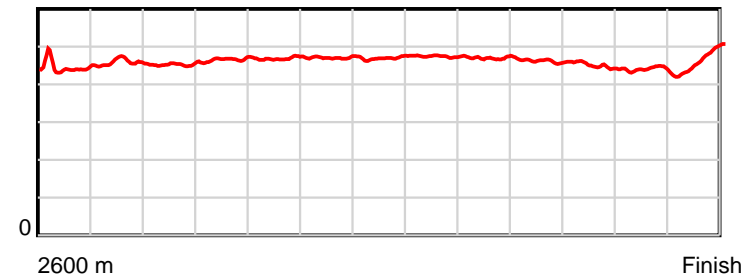
July 13, 2025, Race 6, KLARISSE SAGUN-RAY WHITE LICENCED REAL ESTATE AGENT MOB TROT, Distance 2600m, Addington - Survey 3200m

Result	TAB no.	Horse (Barrier)	2200m to	2000m to	1800m to	1600m to	1400m to	1200m to	1000m to	800m to	600m to	400m to	200m to	Total or	Margin
2nd	5	Petite Trixton (6)	2000m	1800m	1600m	1400m	1200m	1000m	800m	600m	400m	200m	WP	Average	
		Position in running (margin)	5(4.9)	5(5.9)	5(4.4)	5(4.3)	4(3.9)	4(3.5)	4(3.3)	4(3.4)	4(2.4)	3(2.3)	2(1.9)		7.80
		Sectional time (s)	15.31	15.69	16.03	16.12	16.04	16.43	16.14	15.36	14.87	14.47	15.97		
		Cumulative time (s)	172.43	157.12	141.43	125.40	109.28	93.24	76.81	60.67	45.31	30.44	15.97	3:22.36	
		Speed (m/s)	13.06	12.75	12.48	12.41	12.47	12.17	12.39	13.02	13.45	13.82	12.52	12.85	
		Stride length (m)	5.91	5.94	5.84	5.84	5.86	5.77	5.81	6.01	6.04	6.04	5.89	5.94	
		Stride duration (s)	0.452	0.466	0.468	0.471	0.470	0.474	0.469	0.461	0.449	0.437	0.470	0.462	
		Stride efficiency (%)	54.55	55.08	53.38	53.28	53.62	52.11	52.83	56.37	56.98	57.09	54.22	55.10	
		Stride count	33.85	33.69	34.22	34.25	34.14	34.63	34.40	33.30	33.12	33.09	33.95	437.87	

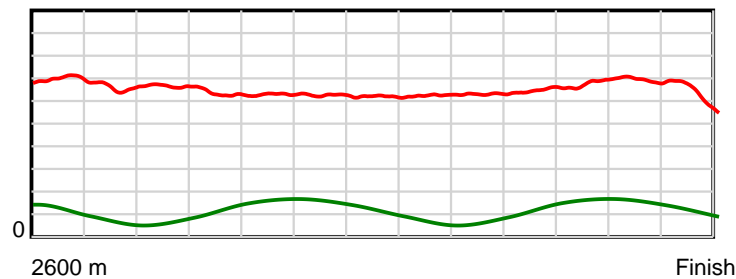
10 m Stride length



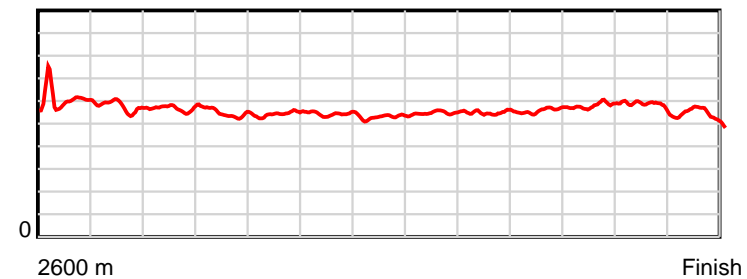
0.6 s Stride duration



20 m/sec Speed



100 % Stride efficiency



Note: Horizontal distance axis grid lines are 200m furlongs.

Disclaimer.

HRNZ and NZMTC and Thoroughbred Ratings Pty Ltd accepts no responsibility for the completeness or accuracy of any of the information contained herein, and makes no representations about its suitability for any particular purpose. Users should make their own judgements about those matters and/or seek independent advice. You assume all risks associated with use of the data provided on this page.



Race Results



July 13, 2025, Race 6, KLARISSE SAGUN-RAY WHITE LICENCED REAL ESTATE AGENT MOB TROT, Distance 2600m, Addington - Survey 3200m

Result	TAB no.	Horse (Barrier)	2600 to	2400m to
3rd	8	Diedre Franco (1)	2400m	2200m
		Position in running (margin)	-	8(8.4)
		Sectional time (s)	15.40	15.54
		Cumulative time (s)	202.41	187.01
		Speed (m/s)	12.98	12.87
		Stride length (m)	6.19	5.76
		Stride duration (s)	0.444	0.448
		Stride efficiency (%)	59.94	51.87
		Stride count	32.29	34.72

Disclaimer.

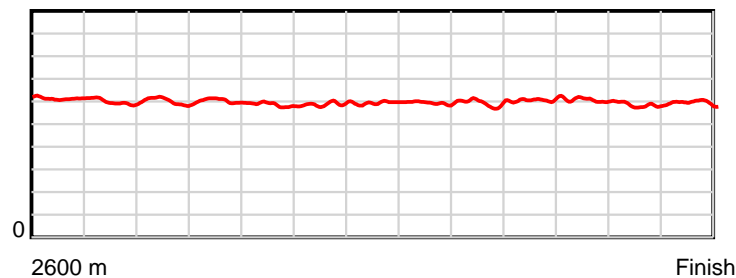
HRNZ and NZMTC and Thoroughbred Ratings Pty Ltd accepts no responsibility for the completeness or accuracy of any of the information contained herein, and makes no representations about its suitability for any particular purpose. Users should make their own judgements about those matters and/or seek independent advice. You assume all risks associated with use of the data provided on this page.

Race Results

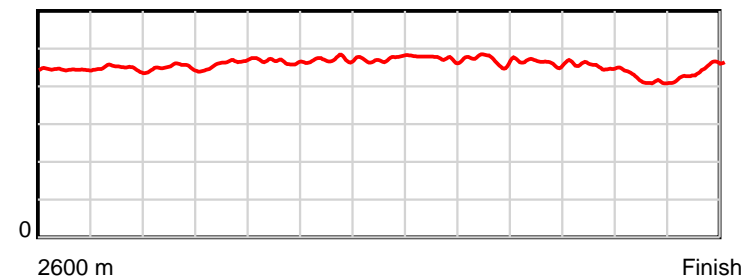
July 13, 2025, Race 6, KLARISSE SAGUN-RAY WHITE LICENCED REAL ESTATE AGENT MOB TROT, Distance 2600m, Addington - Survey 3200m

Result	TAB no.	Horse (Barrier)	2200m to	2000m to	1800m to	1600m to	1400m to	1200m to	1000m to	800m to	600m to	400m to	200m to	Total or	Margin
3rd	8	Diedre Franco (1)	2000m	1800m	1600m	1400m	1200m	1000m	800m	600m	400m	200m	WP	Average	
		Position in running (margin)	8(10.5)	7(11.2)	7(8.1)	7(7.7)	7(7.8)	8(7.3)	8(7.3)	8(7.0)	7(5.9)	7(6.9)	5(7.6)		8.10
		Sectional time (s)	15.26	15.41	15.99	16.18	16.03	16.45	16.09	15.35	15.06	14.65	15.00		
		Cumulative time (s)	171.47	156.21	140.80	124.81	108.63	92.60	76.15	60.06	44.71	29.65	15.00	3:22.41	
		Speed (m/s)	13.11	12.98	12.51	12.36	12.48	12.16	12.43	13.03	13.28	13.65	13.33	12.84	
		Stride length (m)	5.90	5.98	5.83	5.82	5.89	5.77	5.85	6.04	6.01	5.69	5.95	5.90	
		Stride duration (s)	0.450	0.461	0.466	0.471	0.473	0.475	0.470	0.463	0.452	0.417	0.447	0.459	
		Stride efficiency (%)	54.41	55.97	53.11	53.00	54.29	52.11	53.42	56.99	56.41	50.56	55.40	54.34	
		Stride count	33.89	33.42	34.31	34.34	33.93	34.64	34.21	33.12	33.29	35.16	33.59	440.91	

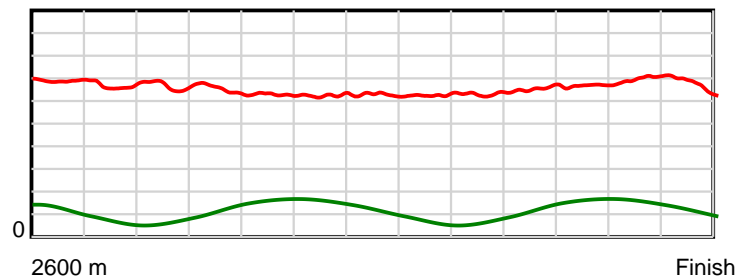
10 m Stride length



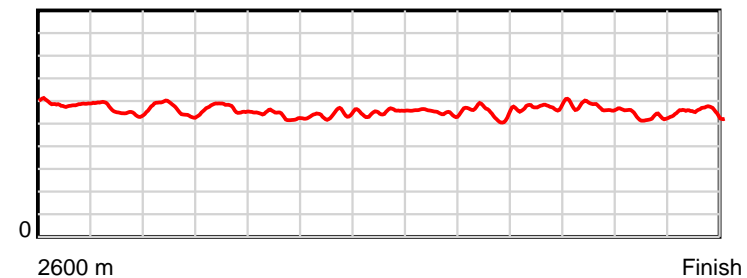
0.6 s Stride duration



20 m/sec Speed



100 % Stride efficiency



Note: Horizontal distance axis grid lines are 200m furlongs.

Disclaimer.

HRNZ and NZMTC and Thoroughbred Ratings Pty Ltd accepts no responsibility for the completeness or accuracy of any of the information contained herein, and makes no representations about its suitability for any particular purpose. Users should make their own judgements about those matters and/or seek independent advice. You assume all risks associated with use of the data provided on this page.



Race Results



July 13, 2025, Race 6, KLARISSE SAGUN-RAY WHITE LICENCED REAL ESTATE AGENT MOB TROT, Distance 2600m, Addington - Survey 3200m

Result	TAB no.	Horse (Barrier)	2600 to	2400m to
4th	2	Mode (3)	2400m	2200m
		Position in running (margin)	-	5(3.8)
		Sectional time (s)	14.46	15.13
		Cumulative time (s)	202.91	188.45
		Speed (m/s)	13.83	13.22
		Stride length (m)	6.10	6.11
		Stride duration (s)	0.435	0.462
		Stride efficiency (%)	58.11	58.38
		Stride count	32.80	32.72

Disclaimer.

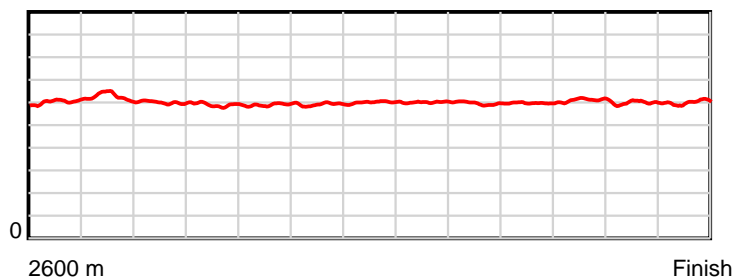
HRNZ and NZMTC and Thoroughbred Ratings Pty Ltd accepts no responsibility for the completeness or accuracy of any of the information contained herein, and makes no representations about its suitability for any particular purpose. Users should make their own judgements about those matters and/or seek independent advice. You assume all risks associated with use of the data provided on this page.

Race Results

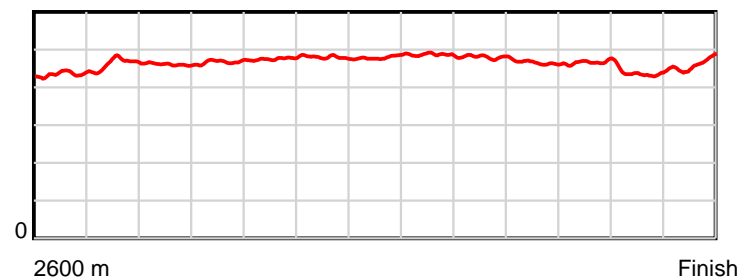
July 13, 2025, Race 6, KLARISSE SAGUN-RAY WHITE LICENCED REAL ESTATE AGENT MOB TROT, Distance 2600m, Addington - Survey 3200m

Result	TAB no.	Horse (Barrier)	2200m to	2000m to	1800m to	1600m to	1400m to	1200m to	1000m to	800m to	600m to	400m to	200m to	Total or	Margin
4th	2	Mode (3)	2000m	1800m	1600m	1400m	1200m	1000m	800m	600m	400m	200m	WP	Average	
		Position in running (margin)	4(3.5)	4(5.2)	4(4.3)	4(3.9)	5(4.2)	5(4.1)	5(4.1)	5(4.5)	6(4.3)	6(6.0)	6(7.8)		10.90
		Sectional time (s)	15.43	15.78	16.00	16.20	16.11	16.45	16.19	15.49	15.18	14.82	15.67		
		Cumulative time (s)	173.32	157.89	142.11	126.11	109.91	93.80	77.35	61.16	45.67	30.49	15.67	3:22.91	
		Speed (m/s)	12.96	12.67	12.50	12.35	12.41	12.16	12.35	12.91	13.18	13.50	12.76	12.81	
		Stride length (m)	5.98	5.92	5.94	5.93	5.95	5.91	5.94	6.01	6.15	5.90	5.90	5.98	
		Stride duration (s)	0.461	0.467	0.475	0.480	0.479	0.487	0.481	0.465	0.467	0.437	0.463	0.467	
		Stride efficiency (%)	55.82	54.84	55.14	54.92	55.27	54.67	55.12	56.40	59.06	54.33	54.44	55.85	
		Stride count	33.46	33.76	33.67	33.74	33.63	33.81	33.68	33.29	32.53	33.92	33.88	434.89	

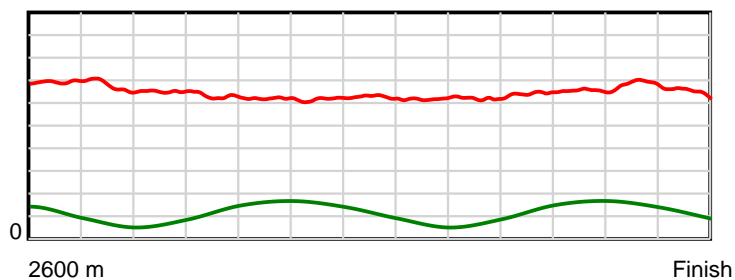
10 m Stride length



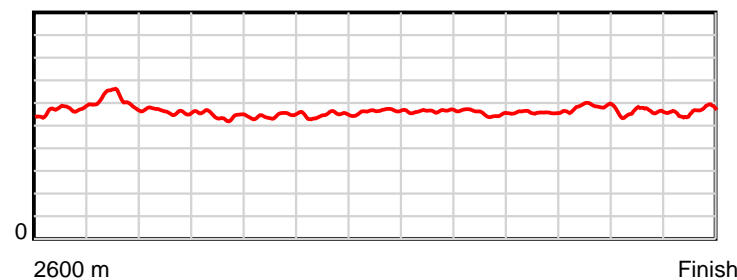
0.6 s Stride duration



20 m/sec Speed



100 % Stride efficiency



Note: Horizontal distance axis grid lines are 200m furlongs.

Disclaimer.

HRNZ and NZMTC and Thoroughbred Ratings Pty Ltd accepts no responsibility for the completeness or accuracy of any of the information contained herein, and makes no representations about its suitability for any particular purpose. Users should make their own judgements about those matters and/or seek independent advice. You assume all risks associated with use of the data provided on this page.



Race Results



July 13, 2025, Race 6, KLARISSE SAGUN-RAY WHITE LICENCED REAL ESTATE AGENT MOB TROT, Distance 2600m, Addington - Survey 3200m

Result	TAB no.	Horse (Barrier)	2600 to	2400m to
5th	7	Lime In A Bott... (0)	2400m	2200m
		Position in running (margin)	-	7(5.8)
		Sectional time (s)	14.79	15.42
		Cumulative time (s)	203.28	188.49
		Speed (m/s)	13.52	12.97
		Stride length (m)	6.40	6.05
		Stride duration (s)	0.451	0.466
		Stride efficiency (%)	63.97	57.19
		Stride count	31.26	33.06

Disclaimer.

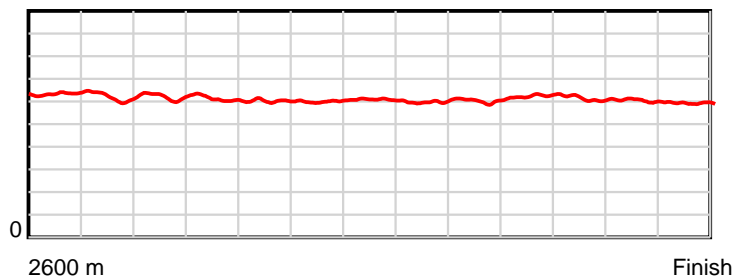
HRNZ and NZMTC and Thoroughbred Ratings Pty Ltd accepts no responsibility for the completeness or accuracy of any of the information contained herein, and makes no representations about its suitability for any particular purpose. Users should make their own judgements about those matters and/or seek independent advice. You assume all risks associated with use of the data provided on this page.

Race Results

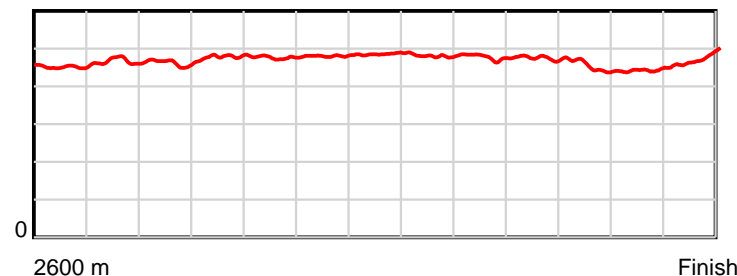
July 13, 2025, Race 6, KLARISSE SAGUN-RAY WHITE LICENCED REAL ESTATE AGENT MOB TROT, Distance 2600m, Addington - Survey 3200m

Result	TAB no.	Horse (Barrier)	2200m to	2000m to	1800m to	1600m to	1400m to	1200m to	1000m to	800m to	600m to	400m to	200m to	Total or	Margin
5th	7	Lime In A Bott... (0)	2000m	1800m	1600m	1400m	1200m	1000m	800m	600m	400m	200m	WP	Average	
		Position in running (margin)	6(7.2)	6(7.5)	6(6.5)	6(6.0)	6(5.8)	6(5.4)	6(5.4)	6(5.2)	5(4.2)	5(4.5)	3(6.8)		12.90
		Sectional time (s)	15.20	15.76	15.97	16.14	16.05	16.44	16.10	15.36	14.94	14.92	16.19		
		Cumulative time (s)	173.07	157.87	142.11	126.14	110.00	93.95	77.51	61.41	46.05	31.11	16.19	3:23.28	
		Speed (m/s)	13.16	12.69	12.52	12.39	12.46	12.17	12.42	13.02	13.39	13.40	12.35	12.79	
		Stride length (m)	6.09	6.07	5.96	5.95	6.05	5.85	5.93	6.20	6.05	5.94	5.86	6.03	
		Stride duration (s)	0.463	0.478	0.476	0.481	0.486	0.481	0.477	0.476	0.452	0.443	0.475	0.471	
		Stride efficiency (%)	57.90	57.58	55.58	55.39	57.27	53.48	54.91	59.99	57.12	55.14	53.74	56.77	
		Stride count	32.86	32.95	33.53	33.59	33.04	34.19	33.74	32.28	33.08	33.67	34.10	431.35	

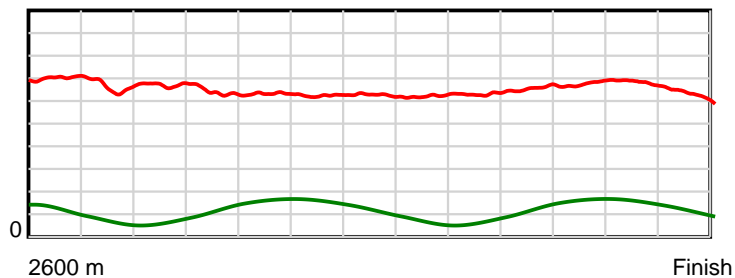
10 m Stride length



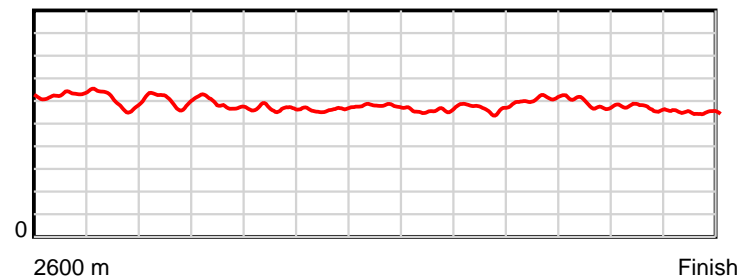
0.6 s Stride duration



20 m/sec Speed



100 % Stride efficiency



Note: Horizontal distance axis grid lines are 200m furlongs.

Disclaimer.

HRNZ and NZMTC and Thoroughbred Ratings Pty Ltd accepts no responsibility for the completeness or accuracy of any of the information contained herein, and makes no representations about its suitability for any particular purpose. Users should make their own judgements about those matters and/or seek independent advice. You assume all risks associated with use of the data provided on this page.



Race Results



July 13, 2025, Race 6, KLARISSE SAGUN-RAY WHITE LICENCED REAL ESTATE AGENT MOB TROT, Distance 2600m, Addington - Survey 3200m

Result	TAB no.	Horse (Barrier)	2600 to	2400m to
6th	4	Musclynn (5)	2400m	2200m
		Position in running (margin)	-	2(0.2)
		Sectional time (s)	13.77	15.16
		Cumulative time (s)	203.68	189.91
		Speed (m/s)	14.52	13.19
		Stride length (m)	6.12	5.84
		Stride duration (s)	0.417	0.443
		Stride efficiency (%)	58.46	53.38
		Stride count	32.70	34.22

Disclaimer.

HRNZ and NZMTC and Thoroughbred Ratings Pty Ltd accepts no responsibility for the completeness or accuracy of any of the information contained herein, and makes no representations about its suitability for any particular purpose. Users should make their own judgements about those matters and/or seek independent advice. You assume all risks associated with use of the data provided on this page.



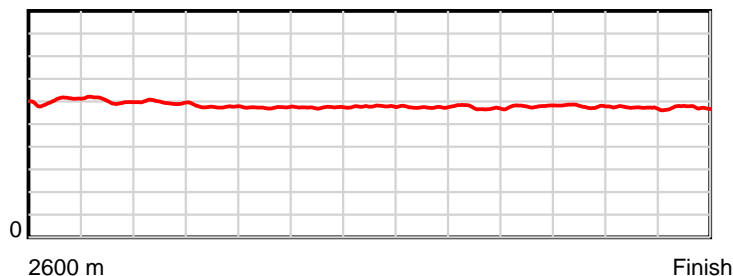
Race Results



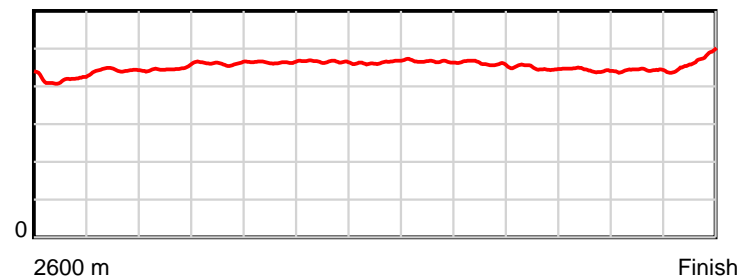
July 13, 2025, Race 6, KLARISSE SAGUN-RAY WHITE LICENCED REAL ESTATE AGENT MOB TROT, Distance 2600m, Addington - Survey 3200m

Result	TAB no.	Horse (Barrier)	2200m to	2000m to	1800m to	1600m to	1400m to	1200m to	1000m to	800m to	600m to	400m to	200m to	Total or	Margin
6th	4	Musclynn (5)	2000m	1800m	1600m	1400m	1200m	1000m	800m	600m	400m	200m	WP	Average	
		Position in running (margin)	1(0.0)	1(0.0)	1(0.0)	1(0.0)	1(0.0)	1(0.0)	1(0.0)	1(0.0)	1(0.0)	2(2.2)	4(7.6)		15.20
		Sectional time (s)	15.14	15.93	16.06	16.17	16.11	16.45	16.13	15.53	15.27	15.42	16.54		
		Cumulative time (s)	174.75	159.61	143.68	127.62	111.45	95.34	78.89	62.76	47.23	31.96	16.54	3:23.68	
		Speed (m/s)	13.21	12.55	12.45	12.37	12.41	12.16	12.40	12.88	13.10	12.97	12.09	12.76	
		Stride length (m)	5.91	5.79	5.77	5.76	5.75	5.67	5.71	5.78	5.81	5.73	5.66	5.79	
		Stride duration (s)	0.448	0.461	0.464	0.465	0.463	0.466	0.461	0.449	0.443	0.442	0.468	0.454	
		Stride efficiency (%)	54.58	52.37	52.11	51.78	51.69	50.16	50.99	52.26	52.67	51.35	50.09	52.40	
		Stride count	33.84	34.55	34.63	34.74	34.77	35.30	35.01	34.58	34.45	34.89	35.33	449.01	

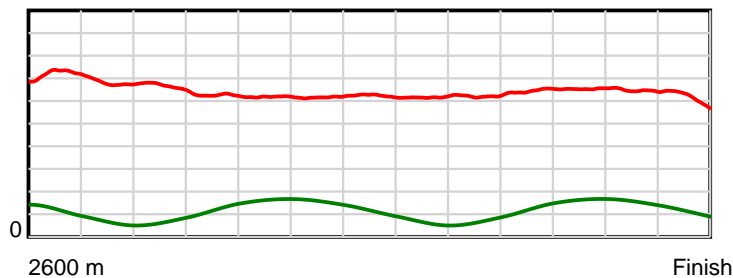
10 m Stride length



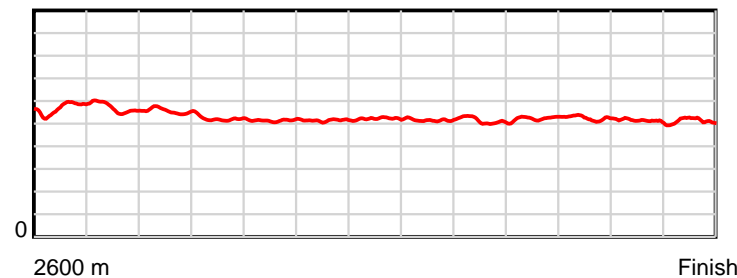
0.6 s Stride duration



20 m/sec Speed



100 % Stride efficiency



Note: Horizontal distance axis grid lines are 200m furlongs.

Disclaimer.

HRNZ and NZMTC and Thoroughbred Ratings Pty Ltd accepts no responsibility for the completeness or accuracy of any of the information contained herein, and makes no representations about its suitability for any particular purpose. Users should make their own judgements about those matters and/or seek independent advice. You assume all risks associated with use of the data provided on this page.



Race Results



July 13, 2025, Race 6, KLARISSE SAGUN-RAY WHITE LICENCED REAL ESTATE AGENT MOB TROT, Distance 2600m, Addington - Survey 3200m

Result	TAB no.	Horse (Barrier)	2600 to	2400m to
7th	1	Cappaha (2)	2400m	2200m
		Position in running (margin)	-	3(0.7)
		Sectional time (s)	14.11	15.31
		Cumulative time (s)	204.63	190.52
		Speed (m/s)	14.17	13.06
		Stride length (m)	6.57	6.36
		Stride duration (s)	0.451	0.487
		Stride efficiency (%)	67.45	63.21
		Stride count	30.44	31.45

Disclaimer.

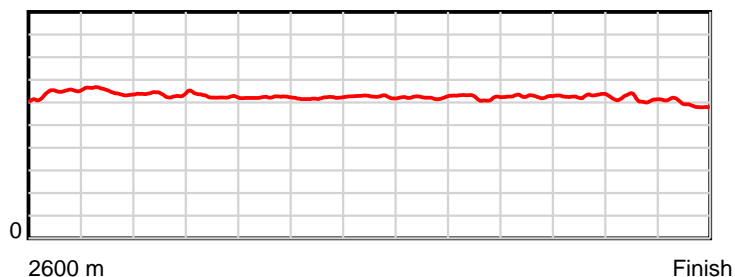
HRNZ and NZMTC and Thoroughbred Ratings Pty Ltd accepts no responsibility for the completeness or accuracy of any of the information contained herein, and makes no representations about its suitability for any particular purpose. Users should make their own judgements about those matters and/or seek independent advice. You assume all risks associated with use of the data provided on this page.

Race Results

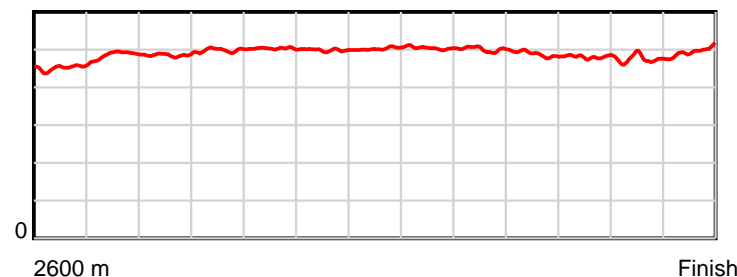
July 13, 2025, Race 6, KLARISSE SAGUN-RAY WHITE LICENCED REAL ESTATE AGENT MOB TROT, Distance 2600m, Addington - Survey 3200m

Result	TAB no.	Horse (Barrier)	2200m to	2000m to	1800m to	1600m to	1400m to	1200m to	1000m to	800m to	600m to	400m to	200m to	Total or	Margin
7th	1	Cappaha (2)	2000m	1800m	1600m	1400m	1200m	1000m	800m	600m	400m	200m	WP	Average	
		Position in running (margin)	2(1.4)	2(2.6)	2(2.1)	2(1.7)	2(1.8)	3(1.9)	3(2.1)	3(2.3)	3(2.3)	4(3.7)	7(9.8)		20.40
		Sectional time (s)	15.34	15.84	16.00	16.19	16.12	16.48	16.17	15.53	15.14	15.53	16.87		
		Cumulative time (s)	175.21	159.87	144.03	128.03	111.84	95.72	79.24	63.07	47.54	32.40	16.87	3:24.63	
		Speed (m/s)	13.04	12.63	12.50	12.35	12.41	12.14	12.37	12.88	13.21	12.88	11.86	12.71	
		Stride length (m)	6.33	6.29	6.28	6.16	6.23	6.12	6.20	6.28	6.36	6.11	5.89	6.24	
		Stride duration (s)	0.486	0.498	0.503	0.499	0.502	0.504	0.501	0.487	0.481	0.475	0.497	0.491	
		Stride efficiency (%)	62.67	61.79	61.73	59.37	60.66	58.53	59.97	61.57	63.19	58.36	54.18	60.86	
		Stride count	31.58	31.80	31.82	32.45	32.10	32.68	32.28	31.86	31.45	32.73	33.97	416.61	

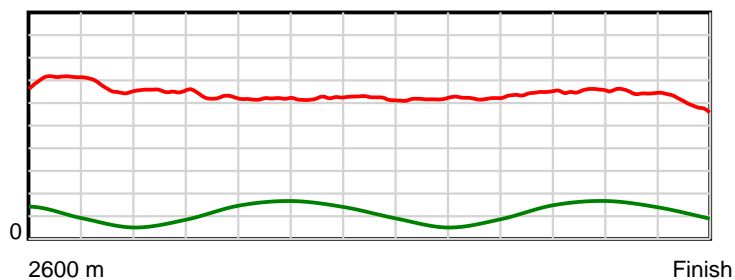
10 m Stride length



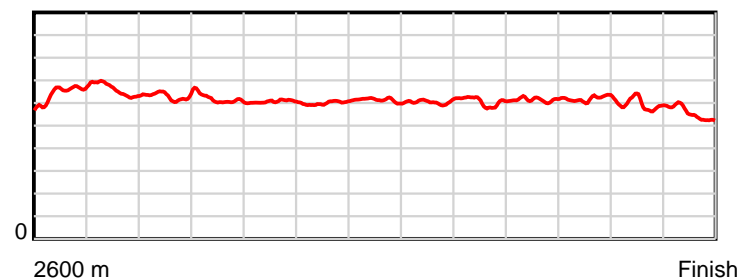
0.6 s Stride duration



20 m/sec Speed



100 % Stride efficiency



Note: Horizontal distance axis grid lines are 200m furlongs.

Disclaimer.

HRNZ and NZMTC and Thoroughbred Ratings Pty Ltd accepts no responsibility for the completeness or accuracy of any of the information contained herein, and makes no representations about its suitability for any particular purpose. Users should make their own judgements about those matters and/or seek independent advice. You assume all risks associated with use of the data provided on this page.



Race Results



July 13, 2025, Race 6, KLARISSE SAGUN-RAY WHITE LICENCED REAL ESTATE AGENT MOB TROT, Distance 2600m, Addington - Survey 3200m

Result	TAB no.	Horse (Barrier)	2600 to	2400m to
8th	3	Bonjour Paris (4)	2400m	2200m
		Position in running (margin)	-	6(5.4)
		Sectional time (s)	14.70	15.95
		Cumulative time (s)	205.18	190.48
		Speed (m/s)	13.60	12.54
		Stride length (m)	6.01	5.82
		Stride duration (s)	0.438	0.464
		Stride efficiency (%)	56.48	52.93
		Stride count	33.27	34.36

Disclaimer.

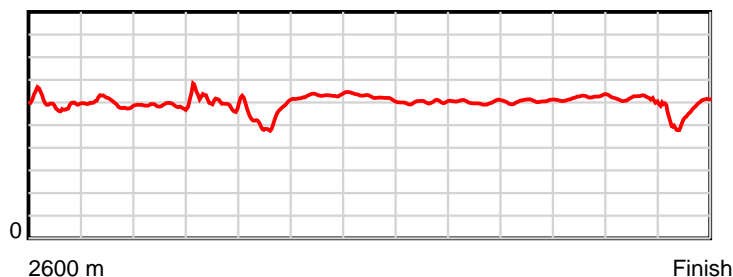
HRNZ and NZMTC and Thoroughbred Ratings Pty Ltd accepts no responsibility for the completeness or accuracy of any of the information contained herein, and makes no representations about its suitability for any particular purpose. Users should make their own judgements about those matters and/or seek independent advice. You assume all risks associated with use of the data provided on this page.

Race Results

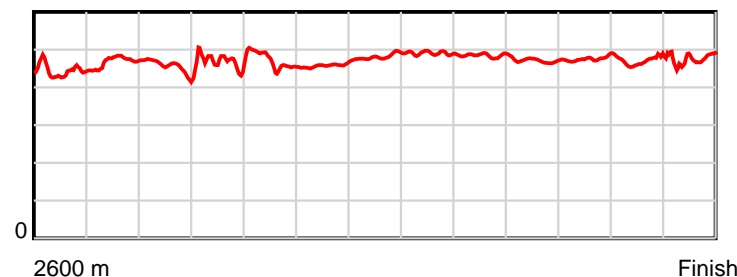
July 13, 2025, Race 6, KLARISSE SAGUN-RAY WHITE LICENCED REAL ESTATE AGENT MOB TROT, Distance 2600m, Addington - Survey 3200m

Result	TAB no.	Horse (Barrier)	2200m to	2000m to	1800m to	1600m to	1400m to	1200m to	1000m to	800m to	600m to	400m to	200m to	Total or	Margin
8th	3	Bonjour Paris (4)	2000m	1800m	1600m	1400m	1200m	1000m	800m	600m	400m	200m	WP	Average	
		Position in running (margin)	7(9.9)	8(14.2)	8(11.9)	8(19.5)	8(9.7)	7(6.1)	7(6.2)	7(6.1)	8(5.9)	8(7.9)	8(12.0)		23.50
		Sectional time (s)	15.86	15.54	17.33	14.53	15.52	16.46	16.12	15.50	15.22	15.21	17.24		
		Cumulative time (s)	174.53	158.67	143.13	125.80	111.27	95.75	79.29	63.17	47.67	32.45	17.24	3:25.18	
		Speed (m/s)	12.61	12.87	11.54	13.76	12.89	12.15	12.41	12.90	13.14	13.15	11.60	12.67	
		Stride length (m)	5.71	5.88	5.40	6.32	6.22	5.95	6.01	6.07	6.26	6.03	5.46	5.92	
		Stride duration (s)	0.453	0.457	0.468	0.459	0.482	0.490	0.485	0.470	0.476	0.459	0.471	0.467	
		Stride efficiency (%)	50.95	54.06	45.57	62.36	60.39	55.40	56.51	57.57	61.17	56.89	46.63	54.80	
		Stride count	35.03	34.00	37.03	31.66	32.17	33.59	33.26	32.95	31.97	33.15	36.61	439.05	

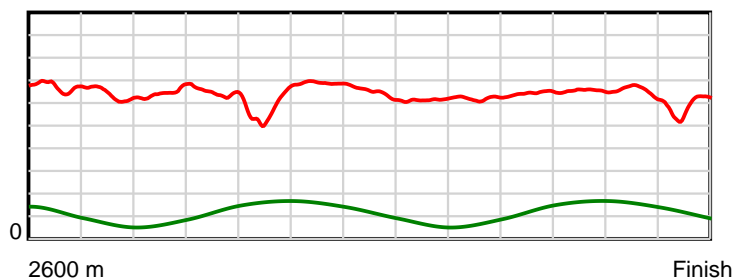
10 m Stride length



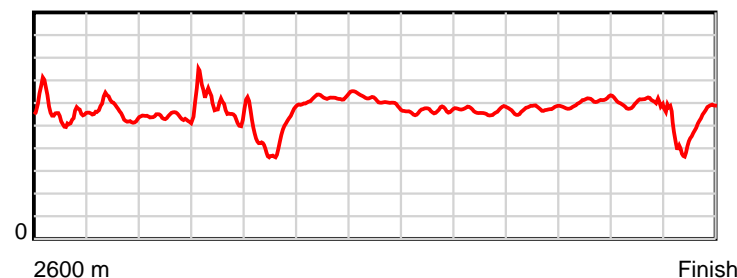
0.6 s Stride duration



20 m/sec Speed



100 % Stride efficiency



Note: Horizontal distance axis grid lines are 200m furlongs.

Disclaimer.

HRNZ and NZMTC and Thoroughbred Ratings Pty Ltd accepts no responsibility for the completeness or accuracy of any of the information contained herein, and makes no representations about its suitability for any particular purpose. Users should make their own judgements about those matters and/or seek independent advice. You assume all risks associated with use of the data provided on this page.