



Race Results

NZ Metropolitan Trotting Club Inc, HRNZ, July 13, 2025

Compilation date: July 13, 2025, 4:57:17 PM (NZST)

Copyright © 2025 HRNZ and NZMTC. All rights reserved.

Trademarks.

StrideMASTER is a registered trademark of Thoroughbred Ratings Pty Ltd.

Disclaimer.

HRNZ and NZMTC and Thoroughbred Ratings Pty Ltd accepts no responsibility for the completeness or accuracy of any of the information contained herein, and makes no representations about its suitability for any particular purpose. Users should make their own judgements about those matters and/or seek independent advice. You assume all risks associated with use of the data provided on this page.



Race Results



July 13, 2025, Race 1, AOTEAROA GAMING TRUST TROT, Distance 2600m, Addington - Survey 3200m

Result	TAB no.	Horse (Barrier)	2600 to	2400m to
1st	11	Request (10)	2400m	2200m
		Position in running (margin)	-	8(7.9)
		Sectional time (s)	18.19	15.92
		Cumulative time (s)	207.49	189.30
		Speed (m/s)	10.99	12.56
		Stride length (m)	5.35	5.74
		Stride duration (s)	0.467	0.457
		Stride efficiency (%)	44.68	51.55
		Stride count	37.40	34.82

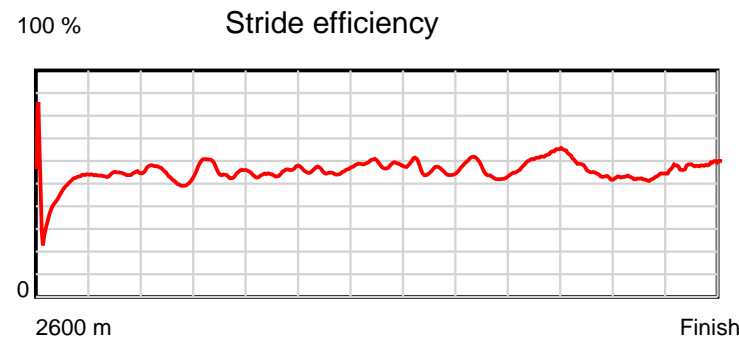
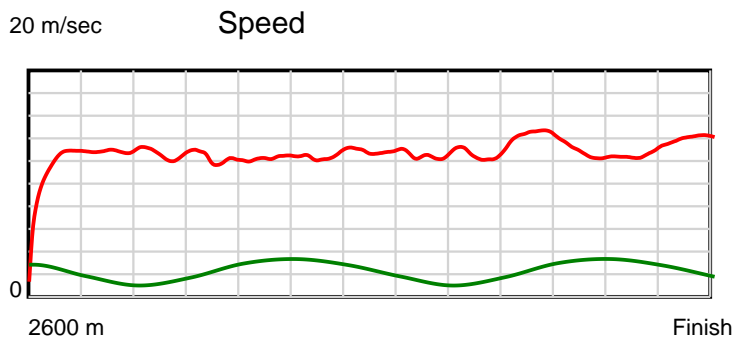
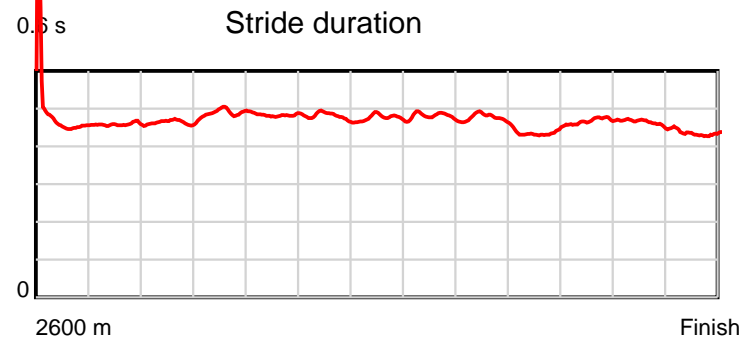
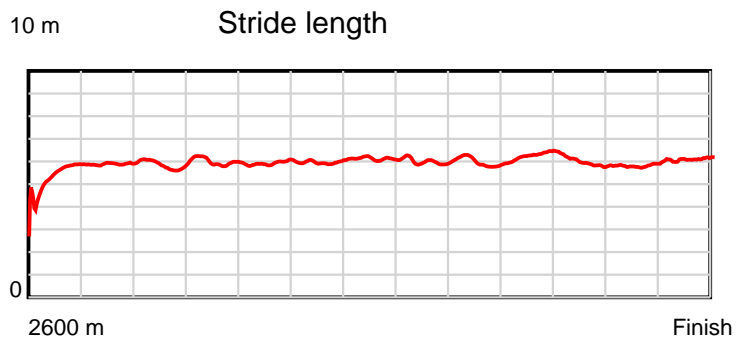
Disclaimer.

HRNZ and NZMTC and Thoroughbred Ratings Pty Ltd accepts no responsibility for the completeness or accuracy of any of the information contained herein, and makes no representations about its suitability for any particular purpose. Users should make their own judgements about those matters and/or seek independent advice. You assume all risks associated with use of the data provided on this page.

Race Results

July 13, 2025, Race 1, AOTEAROA GAMING TRUST TROT, Distance 2600m, Addington - Survey 3200m

Result	TAB no.	Horse (Barrier)	2200m to	2000m to	1800m to	1600m to	1400m to	1200m to	1000m to	800m to	600m to	400m to	200m to	Total or	Margin
1st	11	Request (10)	2000m	1800m	1600m	1400m	1200m	1000m	800m	600m	400m	200m	WP	Average	
		Position in running (margin)	7(13.5)	7(12.8)	7(11.8)	7(11.3)	8(10.1)	7(7.2)	6(6.4)	6(5.4)	1(0.0)	1(0.0)	2(0.5)		0.00
		Sectional time (s)	16.02	16.34	16.65	16.37	15.56	16.35	16.15	13.94	15.98	15.84	14.18		
		Cumulative time (s)	173.38	157.36	141.02	124.37	108.00	92.44	76.09	59.94	46.00	30.02	14.18	3:27.49	
		Speed (m/s)	12.48	12.24	12.01	12.22	12.85	12.23	12.38	14.35	12.52	12.63	14.10	12.53	
		Stride length (m)	5.79	5.99	5.80	5.85	6.12	5.88	5.87	6.27	5.85	5.84	6.10	5.87	
		Stride duration (s)	0.464	0.490	0.483	0.479	0.476	0.480	0.474	0.437	0.468	0.462	0.432	0.469	
		Stride efficiency (%)	52.43	56.15	52.54	53.50	58.43	53.95	53.83	61.35	53.53	53.24	58.12	53.89	
		Stride count	34.53	33.36	34.49	34.18	32.71	34.04	34.08	31.92	34.17	34.26	32.79	442.75	



Note: Horizontal distance axis grid lines are 200m furlongs.

Disclaimer.

HRNZ and NZMTC and Thoroughbred Ratings Pty Ltd accepts no responsibility for the completeness or accuracy of any of the information contained herein, and makes no representations about its suitability for any particular purpose. Users should make their own judgements about those matters and/or seek independent advice. You assume all risks associated with use of the data provided on this page.



Race Results



July 13, 2025, Race 1, AOTEAROA GAMING TRUST TROT, Distance 2600m, Addington - Survey 3200m

Result	TAB no.	Horse (Barrier)	2600 to 2400m	2400m to 2200m
2nd	10	Kingaroy (9)	2400m	2200m
		Position in running (margin)	-	4(5.6)
		Sectional time (s)	17.86	15.32
		Cumulative time (s)	207.55	189.69
		Speed (m/s)	11.20	13.05
		Stride length (m)	5.13	5.56
		Stride duration (s)	0.444	0.426
		Stride efficiency (%)	41.19	48.27
		Stride count	38.95	35.99

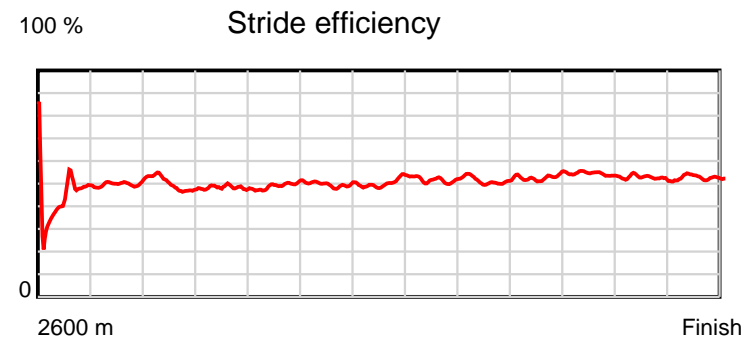
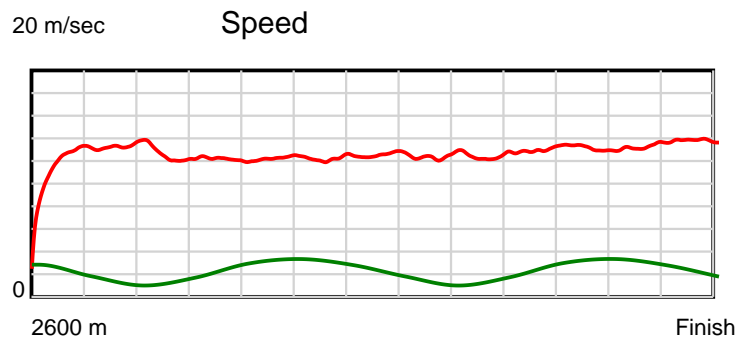
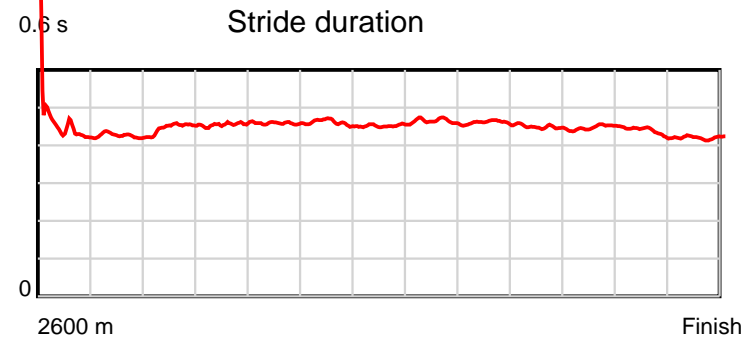
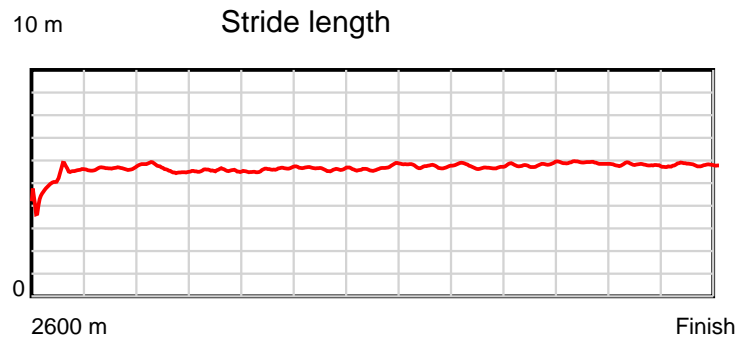
Disclaimer.

HRNZ and NZMTC and Thoroughbred Ratings Pty Ltd accepts no responsibility for the completeness or accuracy of any of the information contained herein, and makes no representations about its suitability for any particular purpose. Users should make their own judgements about those matters and/or seek independent advice. You assume all risks associated with use of the data provided on this page.

Race Results

July 13, 2025, Race 1, AOTEAROA GAMING TRUST TROT, Distance 2600m, Addington - Survey 3200m

Result	TAB no.	Horse (Barrier)	2200m to	2000m to	1800m to	1600m to	1400m to	1200m to	1000m to	800m to	600m to	400m to	200m to	Total or	Margin
2nd	10	Kingaroy (9)	2000m	1800m	1600m	1400m	1200m	1000m	800m	600m	400m	200m	WP	Average	
		Position in running (margin)	4(7.5)	4(8.0)	5(7.4)	5(6.7)	4(5.9)	5(4.7)	4(3.5)	4(3.0)	5(6.2)	4(3.0)	1(0.0)		0.30
		Sectional time (s)	16.21	16.41	16.61	16.44	15.85	16.28	16.23	15.38	15.44	15.26	14.26		
		Cumulative time (s)	174.37	158.16	141.75	125.14	108.70	92.85	76.57	60.34	44.96	29.52	14.26	3:27.55	
		Speed (m/s)	12.34	12.19	12.04	12.17	12.62	12.29	12.32	13.00	12.95	13.11	14.03	12.53	
		Stride length (m)	5.52	5.54	5.51	5.60	5.71	5.70	5.68	5.82	5.80	5.69	5.90	5.62	
		Stride duration (s)	0.448	0.455	0.458	0.460	0.452	0.464	0.461	0.447	0.448	0.435	0.421	0.449	
		Stride efficiency (%)	47.69	48.03	47.49	48.93	50.91	50.77	50.46	52.95	52.65	50.68	54.43	49.41	
		Stride count	36.20	36.08	36.28	35.74	35.04	35.09	35.19	34.36	34.46	35.12	33.89	462.39	



Note: Horizontal distance axis grid lines are 200m furlongs.

Disclaimer.

HRNZ and NZMTC and Thoroughbred Ratings Pty Ltd accepts no responsibility for the completeness or accuracy of any of the information contained herein, and makes no representations about its suitability for any particular purpose. Users should make their own judgements about those matters and/or seek independent advice. You assume all risks associated with use of the data provided on this page.



Race Results



July 13, 2025, Race 1, AOTEAROA GAMING TRUST TROT, Distance 2600m, Addington - Survey 3200m

Result	TAB no.	Horse (Barrier)	2600 to	2400m to
3rd	9	Muscle Dash (8)	2400m	2200m
		Position in running (margin)	-	1(0.0)
		Sectional time (s)	16.90	15.19
		Cumulative time (s)	207.87	190.97
		Speed (m/s)	11.83	13.17
		Stride length (m)	5.61	5.95
		Stride duration (s)	0.469	0.452
		Stride efficiency (%)	49.20	55.35
		Stride count	35.64	33.61

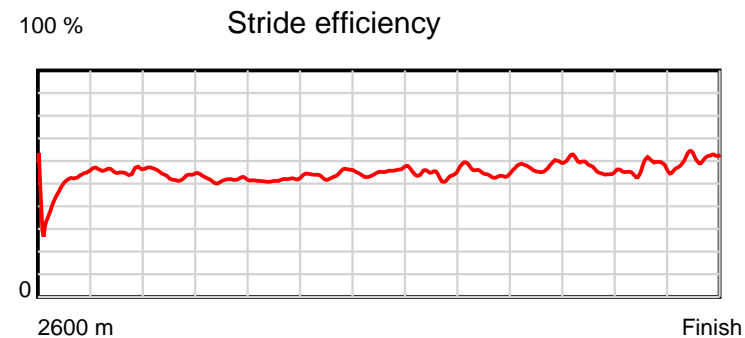
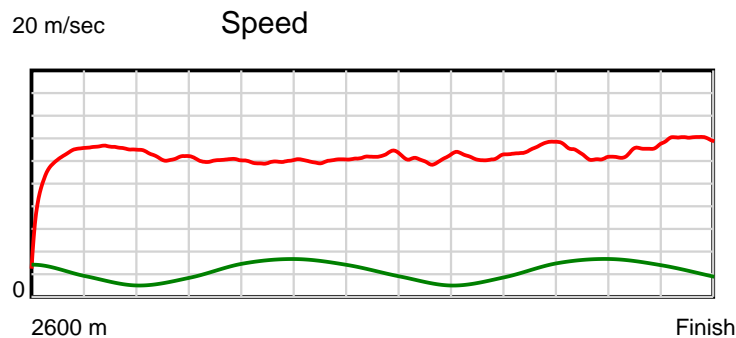
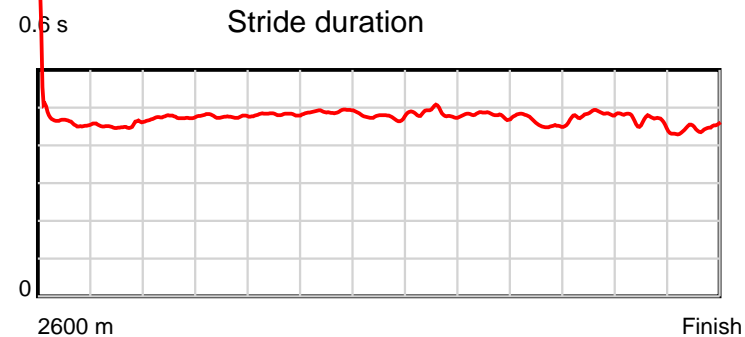
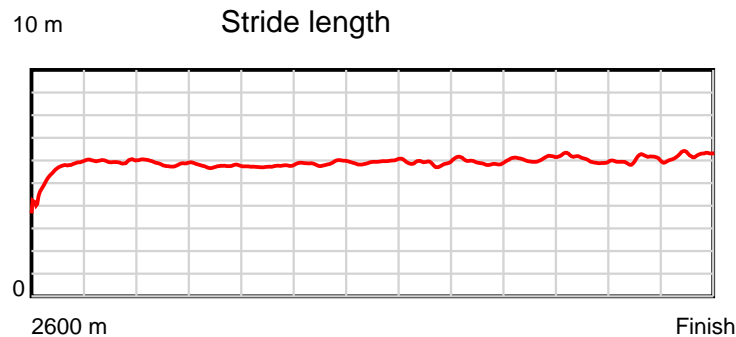
Disclaimer.

HRNZ and NZMTC and Thoroughbred Ratings Pty Ltd accepts no responsibility for the completeness or accuracy of any of the information contained herein, and makes no representations about its suitability for any particular purpose. Users should make their own judgements about those matters and/or seek independent advice. You assume all risks associated with use of the data provided on this page.

Race Results

July 13, 2025, Race 1, AOTEAROA GAMING TRUST TROT, Distance 2600m, Addington - Survey 3200m

Result	TAB no.	Horse (Barrier)	2200m to	2000m to	1800m to	1600m to	1400m to	1200m to	1000m to	800m to	600m to	400m to	200m to	Total or	Margin
3rd	9	Muscle Dash (8)	2000m	1800m	1600m	1400m	1200m	1000m	800m	600m	400m	200m	WP	Average	
		Position in running (margin)	2(1.1)	2(2.3)	2(2.1)	2(2.4)	2(2.5)	2(1.9)	3(2.6)	3(2.3)	4(3.5)	5(3.8)	6(2.3)		2.10
		Sectional time (s)	16.32	16.49	16.78	16.58	15.95	16.59	16.26	15.05	16.03	15.52	14.21		
		Cumulative time (s)	175.78	159.46	142.97	126.19	109.61	93.66	77.07	60.81	45.76	29.73	14.21	3:27.87	
		Speed (m/s)	12.25	12.13	11.92	12.06	12.54	12.06	12.30	13.29	12.48	12.89	14.07	12.51	
		Stride length (m)	5.81	5.78	5.75	5.91	5.97	5.85	5.91	6.13	6.03	5.99	6.28	5.92	
		Stride duration (s)	0.474	0.477	0.482	0.490	0.476	0.485	0.481	0.461	0.483	0.465	0.446	0.473	
		Stride efficiency (%)	52.69	52.27	51.60	54.59	55.76	53.51	54.59	58.69	56.74	56.06	61.57	54.69	
		Stride count	34.44	34.58	34.80	33.84	33.48	34.18	33.84	32.63	33.19	33.39	31.86	439.48	



Note: Horizontal distance axis grid lines are 200m furlongs.

Disclaimer.

HRNZ and NZMTC and Thoroughbred Ratings Pty Ltd accepts no responsibility for the completeness or accuracy of any of the information contained herein, and makes no representations about its suitability for any particular purpose. Users should make their own judgements about those matters and/or seek independent advice. You assume all risks associated with use of the data provided on this page.



Race Results



July 13, 2025, Race 1, AOTEAROA GAMING TRUST TROT, Distance 2600m, Addington - Survey 3200m

Result	TAB no.	Horse (Barrier)	2600 to	2400m to
4th	14	Kowhai Sunburs... (1)	2400m	2200m
		Position in running (margin)	-	2(2.6)
		Sectional time (s)	17.17	14.57
		Cumulative time (s)	207.96	190.79
		Speed (m/s)	11.65	13.73
		Stride length (m)	5.61	6.19
		Stride duration (s)	0.448	0.451
		Stride efficiency (%)	49.18	59.82
		Stride count	35.65	32.33

Disclaimer.

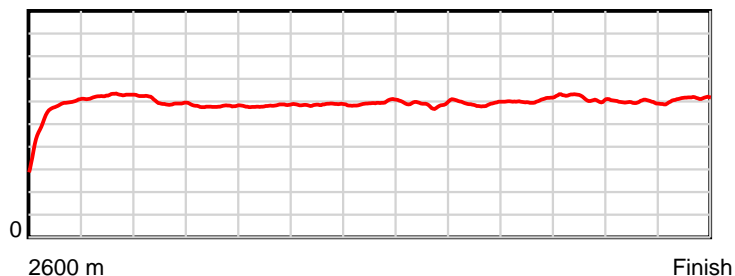
HRNZ and NZMTC and Thoroughbred Ratings Pty Ltd accepts no responsibility for the completeness or accuracy of any of the information contained herein, and makes no representations about its suitability for any particular purpose. Users should make their own judgements about those matters and/or seek independent advice. You assume all risks associated with use of the data provided on this page.

Race Results

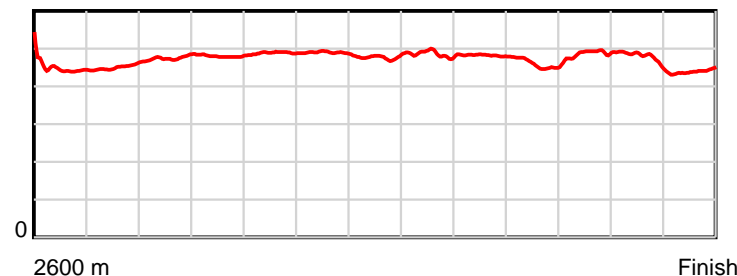
July 13, 2025, Race 1, AOTEAROA GAMING TRUST TROT, Distance 2600m, Addington - Survey 3200m

Result	TAB no.	Horse (Barrier)	2200m to	2000m to	1800m to	1600m to	1400m to	1200m to	1000m to	800m to	600m to	400m to	200m to	Total or	Margin
4th	14	Kowhai Sunburs... (1)	2000m	1800m	1600m	1400m	1200m	1000m	800m	600m	400m	200m	WP	Average	
		Position in running (margin)	1(0.0)	1(0.0)	1(0.0)	1(0.0)	1(0.0)	1(0.0)	1(0.0)	1(0.0)	2(1.6)	3(1.6)	5(2.3)		2.60
		Sectional time (s)	16.13	16.51	16.74	16.56	16.05	16.48	16.32	15.10	15.98	15.88	14.47		
		Cumulative time (s)	176.22	160.09	143.58	126.84	110.28	94.23	77.75	61.43	46.33	30.35	14.47	3:27.96	
		Speed (m/s)	12.40	12.11	11.95	12.08	12.46	12.14	12.25	13.25	12.52	12.59	13.82	12.50	
		Stride length (m)	5.89	5.81	5.84	5.91	5.95	5.90	5.91	6.08	6.10	6.01	6.08	5.94	
		Stride duration (s)	0.475	0.480	0.488	0.490	0.477	0.486	0.482	0.459	0.487	0.477	0.440	0.475	
		Stride efficiency (%)	54.29	52.80	53.24	54.63	55.30	54.39	54.54	57.84	58.05	56.46	57.83	55.16	
		Stride count	33.93	34.41	34.26	33.83	33.62	33.90	33.85	32.87	32.81	33.27	32.88	437.61	

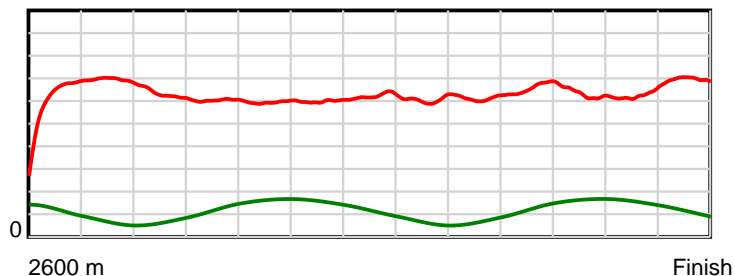
10 m Stride length



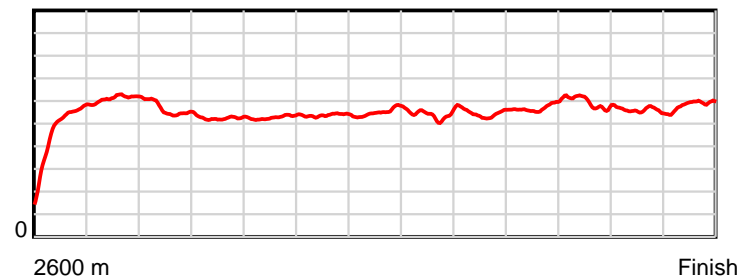
0.6 s Stride duration



20 m/sec Speed



100 % Stride efficiency



Note: Horizontal distance axis grid lines are 200m furlongs.

Disclaimer.

HRNZ and NZMTC and Thoroughbred Ratings Pty Ltd accepts no responsibility for the completeness or accuracy of any of the information contained herein, and makes no representations about its suitability for any particular purpose. Users should make their own judgements about those matters and/or seek independent advice. You assume all risks associated with use of the data provided on this page.



Race Results



July 13, 2025, Race 1, AOTEAROA GAMING TRUST TROT, Distance 2600m, Addington - Survey 3200m

Result	TAB no.	Horse (Barrier)	2600 to	2400m to
5th	13	Billy Kimber (2)	2400m	2200m
		Position in running (margin)	-	9(16.8)
		Sectional time (s)	19.73	15.33
		Cumulative time (s)	208.03	188.30
		Speed (m/s)	10.14	13.05
		Stride length (m)	5.47	5.93
		Stride duration (s)	0.481	0.455
		Stride efficiency (%)	46.77	54.94
		Stride count	36.56	33.73

Disclaimer.

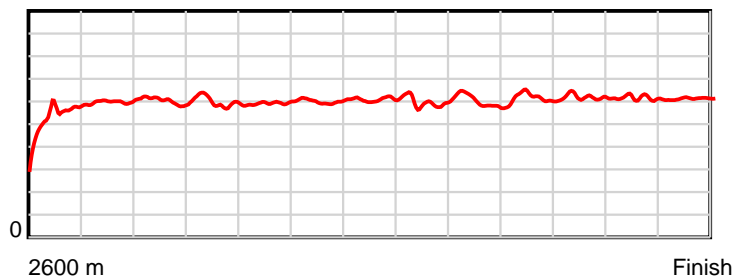
HRNZ and NZMTC and Thoroughbred Ratings Pty Ltd accepts no responsibility for the completeness or accuracy of any of the information contained herein, and makes no representations about its suitability for any particular purpose. Users should make their own judgements about those matters and/or seek independent advice. You assume all risks associated with use of the data provided on this page.

Race Results

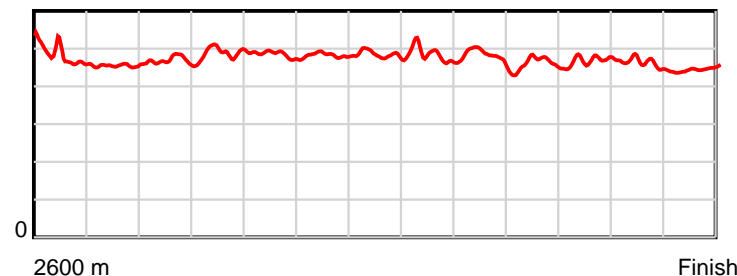
July 13, 2025, Race 1, AOTEAROA GAMING TRUST TROT, Distance 2600m, Addington - Survey 3200m

Result	TAB no.	Horse (Barrier)	2200m to	2000m to	1800m to	1600m to	1400m to	1200m to	1000m to	800m to	600m to	400m to	200m to	Total or	Margin
5th	13	Billy Kimber (2)	2000m	1800m	1600m	1400m	1200m	1000m	800m	600m	400m	200m	WP	Average	
		Position in running (margin)	9(18.8)	9(15.7)	8(14.3)	8(13.2)	7(9.6)	8(8.9)	7(8.2)	8(7.9)	7(8.3)	6(5.4)	4(2.1)		3.00
		Sectional time (s)	15.61	16.28	16.55	15.97	15.93	16.36	16.27	14.90	15.50	15.20	14.40		
		Cumulative time (s)	172.97	157.36	141.08	124.53	108.56	92.63	76.27	60.00	45.10	29.60	14.40	3:28.03	
		Speed (m/s)	12.81	12.29	12.08	12.52	12.55	12.22	12.29	13.42	12.90	13.16	13.89	12.50	
		Stride length (m)	5.99	6.01	5.85	6.05	6.07	5.92	5.90	6.18	6.05	6.04	6.19	5.97	
		Stride duration (s)	0.467	0.489	0.484	0.483	0.483	0.484	0.480	0.460	0.469	0.459	0.446	0.478	
		Stride efficiency (%)	56.02	56.47	53.45	57.28	57.55	54.71	54.38	59.63	57.26	57.08	59.89	55.66	
		Stride count	33.40	33.27	34.20	33.03	32.95	33.80	33.90	32.38	33.04	33.09	32.31	435.66	

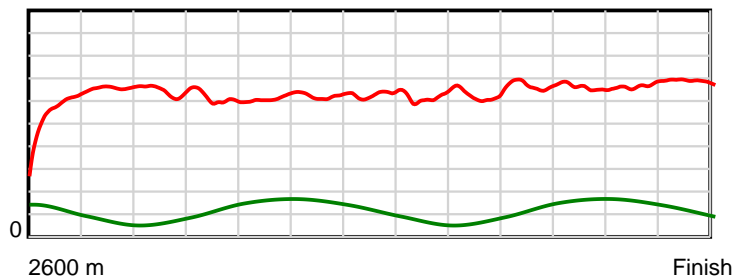
10 m Stride length



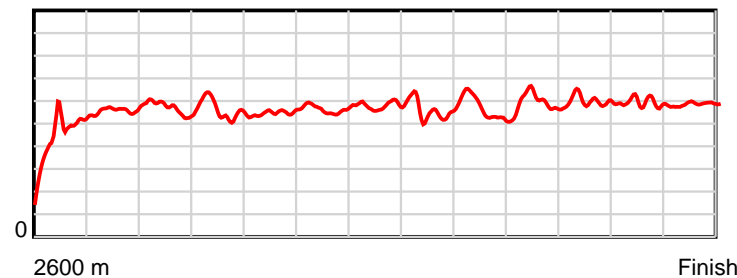
0.6 s Stride duration



20 m/sec Speed



100 % Stride efficiency



Note: Horizontal distance axis grid lines are 200m furlongs.

Disclaimer.

HRNZ and NZMTC and Thoroughbred Ratings Pty Ltd accepts no responsibility for the completeness or accuracy of any of the information contained herein, and makes no representations about its suitability for any particular purpose. Users should make their own judgements about those matters and/or seek independent advice. You assume all risks associated with use of the data provided on this page.



Race Results



July 13, 2025, Race 1, AOTEAROA GAMING TRUST TROT, Distance 2600m, Addington - Survey 3200m

Result	TAB no.	Horse (Barrier)	2600 to	2400m to
6th	2	Lookslikeagang... (3)	2400m	2200m
		Position in running (margin)	-	5(6.2)
		Sectional time (s)	17.87	15.25
		Cumulative time (s)	208.38	190.51
		Speed (m/s)	11.19	13.11
		Stride length (m)	5.52	6.02
		Stride duration (s)	0.473	0.459
		Stride efficiency (%)	47.54	56.66
		Stride count	36.26	33.21

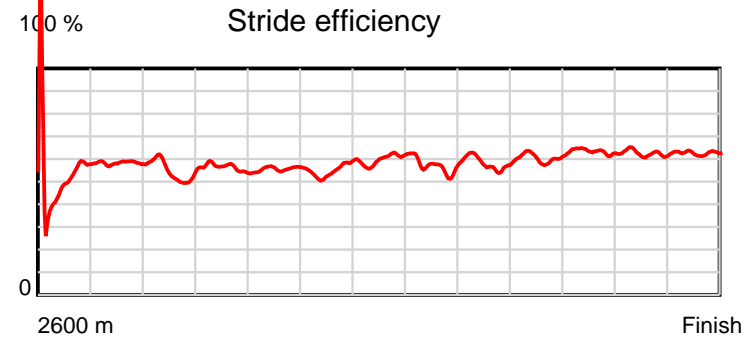
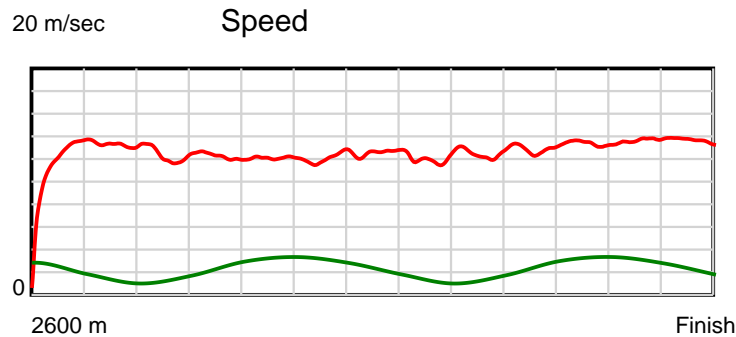
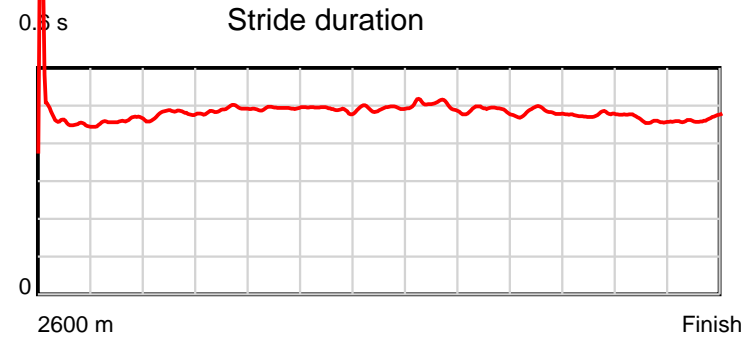
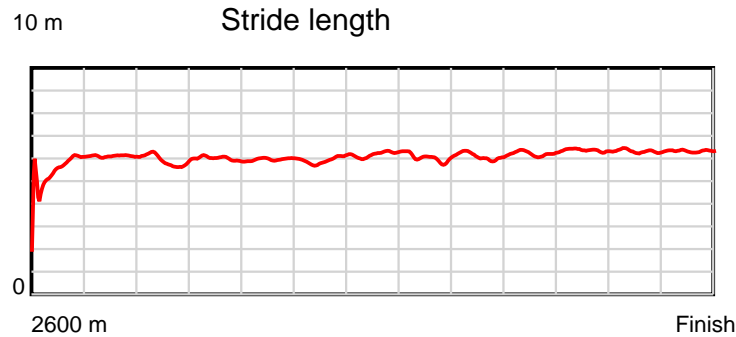
Disclaimer.

HRNZ and NZMTC and Thoroughbred Ratings Pty Ltd accepts no responsibility for the completeness or accuracy of any of the information contained herein, and makes no representations about its suitability for any particular purpose. Users should make their own judgements about those matters and/or seek independent advice. You assume all risks associated with use of the data provided on this page.

Race Results

July 13, 2025, Race 1, AOTEAROA GAMING TRUST TROT, Distance 2600m, Addington - Survey 3200m

Result	TAB no.	Horse (Barrier)	2200m to	2000m to	1800m to	1600m to	1400m to	1200m to	1000m to	800m to	600m to	400m to	200m to	Total or	Margin
6th	2	Lookslieagang... (3)	2000m	1800m	1600m	1400m	1200m	1000m	800m	600m	400m	200m	WP	Average	
		Position in running (margin)	5(7.7)	5(8.5)	4(7.3)	4(6.4)	5(6.7)	6(6.3)	8(8.8)	7(7.8)	8(11.9)	8(7.1)	7(2.9)		5.00
		Sectional time (s)	16.27	16.31	16.58	16.62	15.98	16.89	16.15	15.52	15.19	15.07	14.68		
		Cumulative time (s)	175.26	158.99	142.68	126.10	109.48	93.50	76.61	60.46	44.94	29.75	14.68	3:28.38	
		Speed (m/s)	12.29	12.26	12.06	12.03	12.52	11.84	12.38	12.89	13.17	13.27	13.62	12.48	
		Stride length (m)	5.88	6.00	5.95	5.90	6.17	5.95	6.05	6.22	6.26	6.15	6.33	6.02	
		Stride duration (s)	0.478	0.489	0.493	0.490	0.493	0.503	0.489	0.483	0.475	0.463	0.465	0.483	
		Stride efficiency (%)	54.02	56.23	55.27	54.37	59.46	55.36	57.25	60.52	61.16	59.03	62.66	56.69	
		Stride count	34.02	33.34	33.63	33.91	32.42	33.60	33.04	32.14	31.97	32.54	31.58	431.66	



Note: Horizontal distance axis grid lines are 200m furlongs.

Disclaimer.

HRNZ and NZMTC and Thoroughbred Ratings Pty Ltd accepts no responsibility for the completeness or accuracy of any of the information contained herein, and makes no representations about its suitability for any particular purpose. Users should make their own judgements about those matters and/or seek independent advice. You assume all risks associated with use of the data provided on this page.



Race Results



July 13, 2025, Race 1, AOTEAROA GAMING TRUST TROT, Distance 2600m, Addington - Survey 3200m

Result	TAB no.	Horse (Barrier)	2600 to	2400m to
7th	6	Mount Thomas (6)	2400m	2200m
		Position in running (margin)	-	3(2.8)
		Sectional time (s)	17.46	15.11
		Cumulative time (s)	208.89	191.43
		Speed (m/s)	11.45	13.24
		Stride length (m)	5.56	6.33
		Stride duration (s)	0.477	0.479
		Stride efficiency (%)	48.27	62.71
		Stride count	35.98	31.57

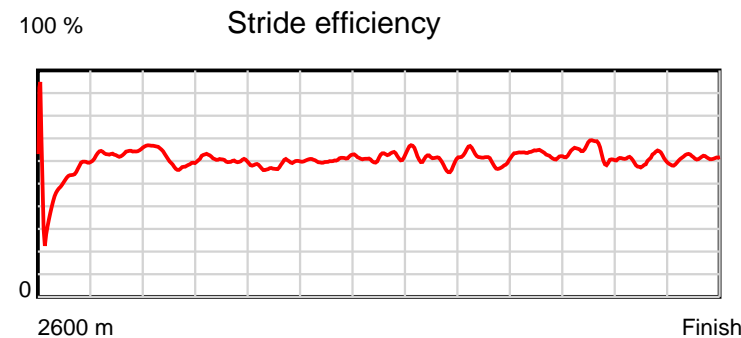
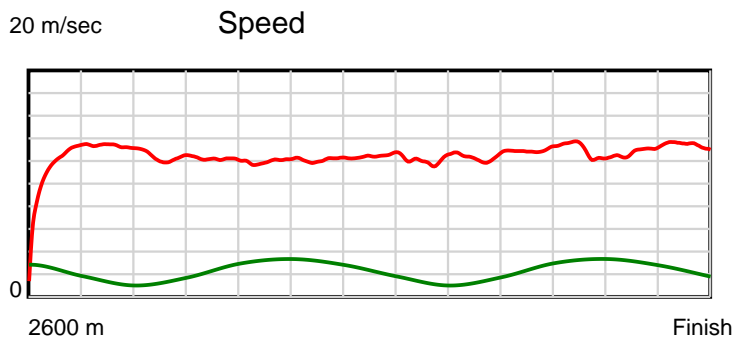
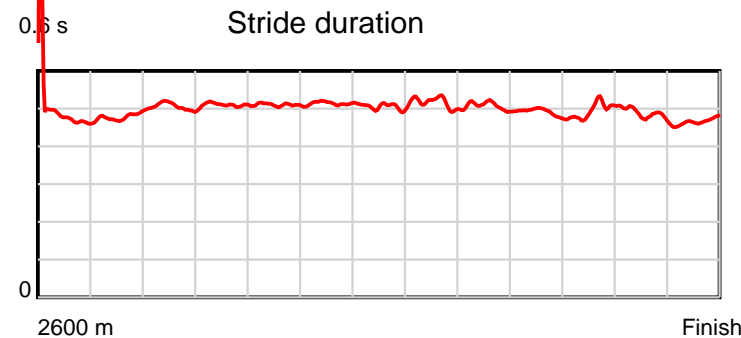
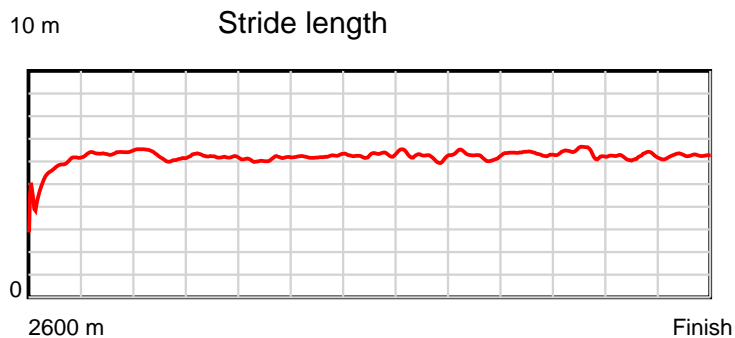
Disclaimer.

HRNZ and NZMTC and Thoroughbred Ratings Pty Ltd accepts no responsibility for the completeness or accuracy of any of the information contained herein, and makes no representations about its suitability for any particular purpose. Users should make their own judgements about those matters and/or seek independent advice. You assume all risks associated with use of the data provided on this page.

Race Results

July 13, 2025, Race 1, AOTEAROA GAMING TRUST TROT, Distance 2600m, Addington - Survey 3200m

Result	TAB no.	Horse (Barrier)	2200m to	2000m to	1800m to	1600m to	1400m to	1200m to	1000m to	800m to	600m to	400m to	200m to	Total or	Margin
7th	6	Mount Thomas (6)	2000m	1800m	1600m	1400m	1200m	1000m	800m	600m	400m	200m	WP	Average	
		Position in running (margin)	3(3.5)	3(5.0)	3(4.4)	3(4.3)	3(4.5)	4(4.0)	5(5.0)	5(4.6)	6(7.4)	7(5.5)	8(4.4)		7.80
		Sectional time (s)	16.38	16.41	16.71	16.59	15.97	16.65	16.24	15.31	15.67	15.59	14.80		
		Cumulative time (s)	176.32	159.94	143.53	126.82	110.23	94.26	77.61	61.37	46.06	30.39	14.80	3:28.89	
		Speed (m/s)	12.21	12.19	11.97	12.06	12.52	12.01	12.32	13.06	12.76	12.83	13.51	12.45	
		Stride length (m)	6.16	6.22	6.10	6.19	6.33	6.19	6.24	6.40	6.34	6.20	6.32	6.19	
		Stride duration (s)	0.505	0.511	0.510	0.514	0.505	0.516	0.507	0.490	0.497	0.484	0.468	0.498	
		Stride efficiency (%)	59.30	60.54	58.22	59.96	62.59	59.90	60.85	64.00	62.86	60.16	62.43	59.94	
		Stride count	32.47	32.13	32.77	32.29	31.60	32.30	32.05	31.25	31.53	32.23	31.64	419.81	



Note: Horizontal distance axis grid lines are 200m furlongs.

Disclaimer.

HRNZ and NZMTC and Thoroughbred Ratings Pty Ltd accepts no responsibility for the completeness or accuracy of any of the information contained herein, and makes no representations about its suitability for any particular purpose. Users should make their own judgements about those matters and/or seek independent advice. You assume all risks associated with use of the data provided on this page.



Race Results



July 13, 2025, Race 1, AOTEAROA GAMING TRUST TROT, Distance 2600m, Addington - Survey 3200m

Result	TAB no.	Horse (Barrier)	2600 to	2400m to
8th	3	Stuarts Buller... (4)	2400m	2200m
		Position in running (margin)	-	6(7.1)
		Sectional time (s)	17.96	15.39
		Cumulative time (s)	209.60	191.64
		Speed (m/s)	11.14	13.00
		Stride length (m)	5.36	5.86
		Stride duration (s)	0.463	0.451
		Stride efficiency (%)	44.85	53.70
		Stride count	37.33	34.12

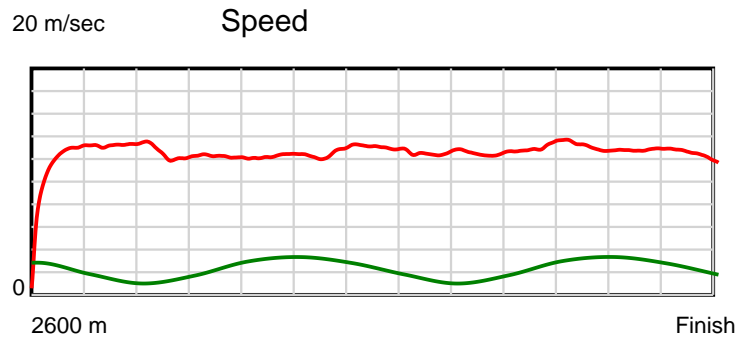
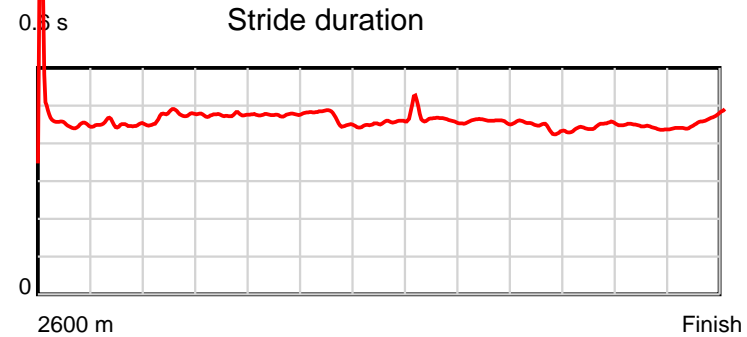
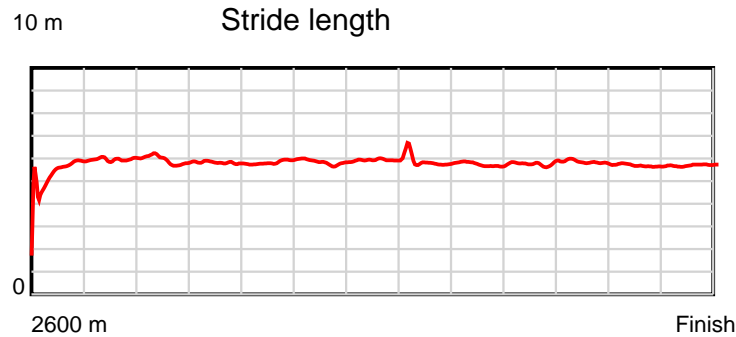
Disclaimer.

HRNZ and NZMTC and Thoroughbred Ratings Pty Ltd accepts no responsibility for the completeness or accuracy of any of the information contained herein, and makes no representations about its suitability for any particular purpose. Users should make their own judgements about those matters and/or seek independent advice. You assume all risks associated with use of the data provided on this page.

Race Results

July 13, 2025, Race 1, AOTEAROA GAMING TRUST TROT, Distance 2600m, Addington - Survey 3200m

Result	TAB no.	Horse (Barrier)	2200m to	2000m to	1800m to	1600m to	1400m to	1200m to	1000m to	800m to	600m to	400m to	200m to	Total or	Margin
8th	3	Stuarts Buller... (4)	2000m	1800m	1600m	1400m	1200m	1000m	800m	600m	400m	200m	WP	Average	
		Position in running (margin)	6(9.4)	6(10.3)	6(9.4)	6(8.8)	6(6.9)	3(3.0)	2(1.2)	2(1.0)	3(3.3)	2(1.1)	3(1.0)		11.70
		Sectional time (s)	16.27	16.37	16.63	16.25	15.39	16.19	16.28	15.23	15.62	15.74	16.28		
		Cumulative time (s)	176.25	159.98	143.61	126.98	110.73	95.34	79.15	62.87	47.64	32.02	16.28	3:29.60	
		Speed (m/s)	12.29	12.22	12.03	12.31	13.00	12.35	12.29	13.13	12.80	12.71	12.29	12.40	
		Stride length (m)	5.82	5.80	5.72	5.75	5.90	5.78	5.64	5.81	5.71	5.63	5.68	5.72	
		Stride duration (s)	0.473	0.475	0.476	0.467	0.454	0.468	0.459	0.442	0.446	0.443	0.462	0.462	
		Stride efficiency (%)	52.90	52.59	51.21	51.69	54.45	52.24	49.73	52.74	50.93	49.52	50.34	51.21	
		Stride count	34.37	34.48	34.94	34.78	33.88	34.59	35.45	34.43	35.03	35.53	35.24	454.17	



Note: Horizontal distance axis grid lines are 200m furlongs.

Disclaimer.

HRNZ and NZMTC and Thoroughbred Ratings Pty Ltd accepts no responsibility for the completeness or accuracy of any of the information contained herein, and makes no representations about its suitability for any particular purpose. Users should make their own judgements about those matters and/or seek independent advice. You assume all risks associated with use of the data provided on this page.



Race Results



July 13, 2025, Race 1, AOTEAROA GAMING TRUST TROT, Distance 2600m, Addington - Survey 3200m

Result	TAB no.	Horse (Barrier)	2600 to	2400m to
9th	15	Rocky In Parad... (0)	2400m	2200m
		Position in running (margin)	-	7(7.2)
		Sectional time (s)	18.06	16.35
		Cumulative time (s)	215.98	197.92
		Speed (m/s)	11.07	12.23
		Stride length (m)	5.49	5.54
		Stride duration (s)	0.457	0.453
		Stride efficiency (%)	47.18	47.97
		Stride count	36.40	36.10

Disclaimer.

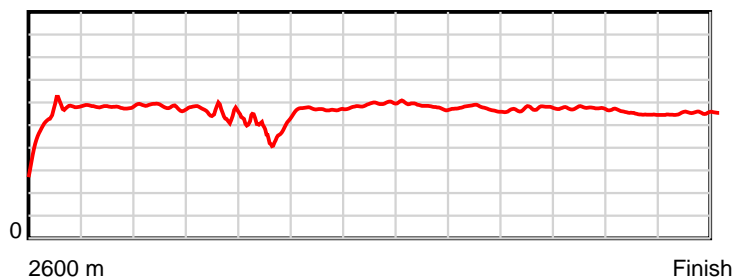
HRNZ and NZMTC and Thoroughbred Ratings Pty Ltd accepts no responsibility for the completeness or accuracy of any of the information contained herein, and makes no representations about its suitability for any particular purpose. Users should make their own judgements about those matters and/or seek independent advice. You assume all risks associated with use of the data provided on this page.

Race Results

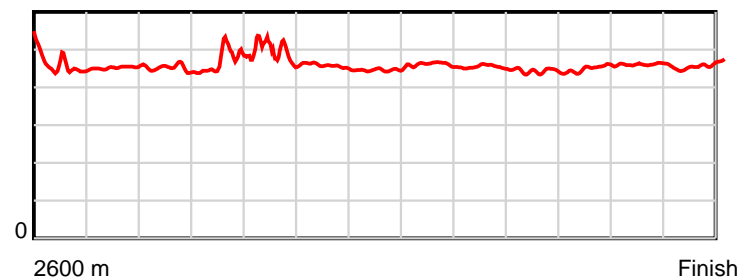
July 13, 2025, Race 1, AOTEAROA GAMING TRUST TROT, Distance 2600m, Addington - Survey 3200m

Result	TAB no.	Horse (Barrier)	2200m to	2000m to	1800m to	1600m to	1400m to	1200m to	1000m to	800m to	600m to	400m to	200m to	Total or	Margin
9th	15	Rocky In Parad... (0)	2000m	1800m	1600m	1400m	1200m	1000m	800m	600m	400m	200m	WP	Average	
		Position in running (margin)	8(15.3)	8(13.1)	9(16.0)	10(43.2)	10(39.9)	10(33.7)	10(30.8)	10(28.6)	10(31.8)	10(32.0)	10(37.7)		47.20
		Sectional time (s)	15.77	17.00	21.26	16.01	15.02	15.99	15.96	15.37	16.01	16.71	16.47		
		Cumulative time (s)	181.57	165.80	148.80	127.54	111.53	96.51	80.52	64.56	49.19	33.18	16.47	3:35.98	
		Speed (m/s)	12.68	11.76	9.41	12.49	13.32	12.51	12.53	13.01	12.49	11.97	12.14	12.04	
		Stride length (m)	5.71	5.47	4.45	5.68	5.97	5.76	5.69	5.75	5.66	5.50	5.57	5.53	
		Stride duration (s)	0.450	0.465	0.474	0.455	0.448	0.460	0.454	0.442	0.453	0.460	0.458	0.459	
		Stride efficiency (%)	50.92	46.71	31.01	50.40	55.60	51.79	50.51	51.68	50.00	47.34	48.40	47.80	
		Stride count	35.04	36.58	44.89	35.22	33.53	34.74	35.18	34.78	35.36	36.34	35.94	470.10	

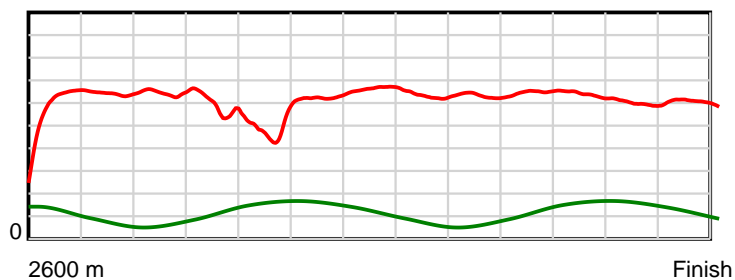
10 m Stride length



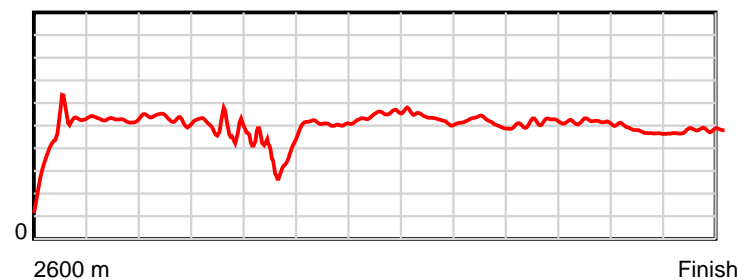
0.6 s Stride duration



20 m/sec Speed



100 % Stride efficiency



Note: Horizontal distance axis grid lines are 200m furlongs.

Disclaimer.

HRNZ and NZMTC and Thoroughbred Ratings Pty Ltd accepts no responsibility for the completeness or accuracy of any of the information contained herein, and makes no representations about its suitability for any particular purpose. Users should make their own judgements about those matters and/or seek independent advice. You assume all risks associated with use of the data provided on this page.



Race Results



July 13, 2025, Race 1, AOTEAROA GAMING TRUST TROT, Distance 2600m, Addington - Survey 3200m

Result	TAB no.	Horse (Barrier)	2600 to	2400m to
10th	8	Monaro Medora (7)	2400m	2200m
		Position in running (margin)	-	10(26.9)
		Sectional time (s)	21.36	17.50
		Cumulative time (s)	216.08	194.72
		Speed (m/s)	9.36	11.43
		Stride length (m)	4.26	4.85
		Stride duration (s)	0.433	0.425
		Stride efficiency (%)	28.42	36.80
		Stride count	46.90	41.22

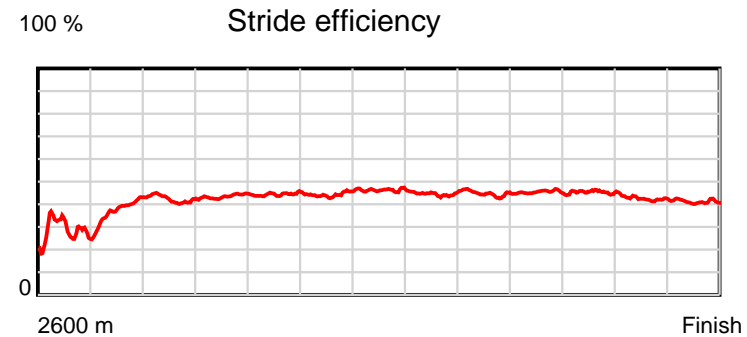
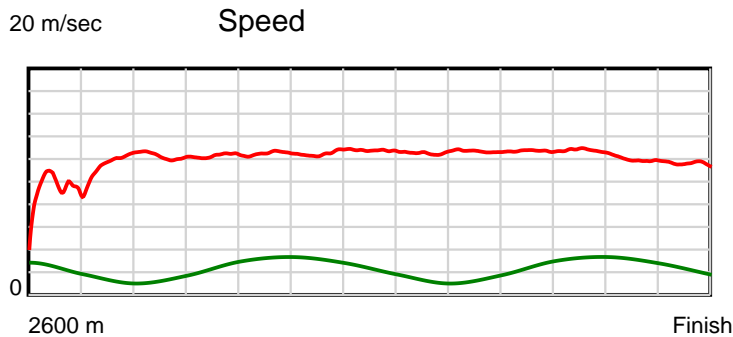
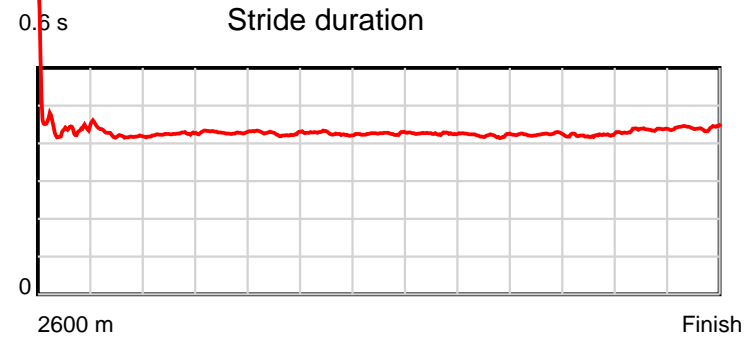
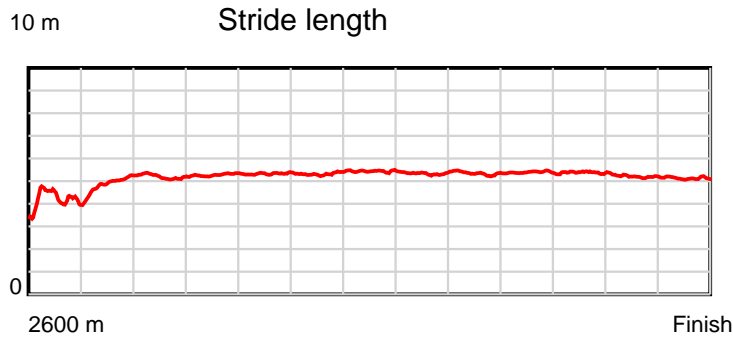
Disclaimer.

HRNZ and NZMTC and Thoroughbred Ratings Pty Ltd accepts no responsibility for the completeness or accuracy of any of the information contained herein, and makes no representations about its suitability for any particular purpose. Users should make their own judgements about those matters and/or seek independent advice. You assume all risks associated with use of the data provided on this page.

Race Results

July 13, 2025, Race 1, AOTEAROA GAMING TRUST TROT, Distance 2600m, Addington - Survey 3200m

Result	TAB no.	Horse (Barrier)	2200m to	2000m to	1800m to	1600m to	1400m to	1200m to	1000m to	800m to	600m to	400m to	200m to	Total or	Margin
10th	8	Monaro Medora (7)	2000m	1800m	1600m	1400m	1200m	1000m	800m	600m	400m	200m	WP	Average	
		Position in running (margin)	10(42.0)	10(43.5)	10(41.4)	9(37.4)	9(33.9)	9(30.9)	9(28.2)	9(25.4)	9(30.2)	9(28.7)	9(34.1)		47.70
		Sectional time (s)	16.38	16.17	16.06	15.98	15.56	16.02	15.84	15.64	15.74	16.65	17.18		
		Cumulative time (s)	177.22	160.84	144.67	128.61	112.63	97.07	81.05	65.21	49.57	33.83	17.18	3:36.08	
		Speed (m/s)	12.21	12.37	12.45	12.52	12.85	12.48	12.63	12.79	12.71	12.01	11.64	12.03	
		Stride length (m)	5.17	5.31	5.30	5.32	5.46	5.31	5.30	5.42	5.33	5.22	5.13	5.16	
		Stride duration (s)	0.423	0.429	0.426	0.425	0.425	0.425	0.420	0.424	0.420	0.434	0.441	0.429	
		Stride efficiency (%)	41.74	44.06	43.95	44.28	46.66	44.01	43.93	45.90	44.43	42.53	41.14	41.67	
		Stride count	38.70	37.66	37.71	37.57	36.60	37.69	37.72	36.90	37.51	38.34	38.98	503.50	



Note: Horizontal distance axis grid lines are 200m furlongs.

Disclaimer.

HRNZ and NZMTC and Thoroughbred Ratings Pty Ltd accepts no responsibility for the completeness or accuracy of any of the information contained herein, and makes no representations about its suitability for any particular purpose. Users should make their own judgements about those matters and/or seek independent advice. You assume all risks associated with use of the data provided on this page.



Race Results



July 13, 2025, Race 1, AOTEAROA GAMING TRUST TROT, Distance 2600m, Addington - Survey 3200m

Result	TAB no.	Horse (Barrier)	2600 to	2400m to
11th	4	Unico Tedaciou... (5)	2400m	2200m
		Position in running (margin)	-	11(39.0)
		Sectional time (s)	23.44	16.97
		Cumulative time (s)	221.91	198.47
		Speed (m/s)	8.53	11.79
		Stride length (m)	4.18	5.63
		Stride duration (s)	0.475	0.478
		Stride efficiency (%)	27.32	49.49
		Stride count	47.83	35.54

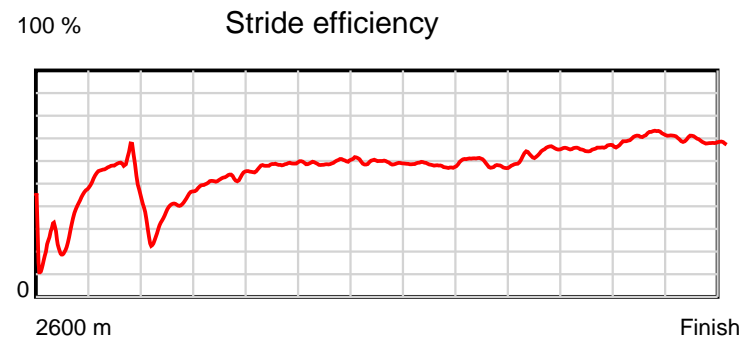
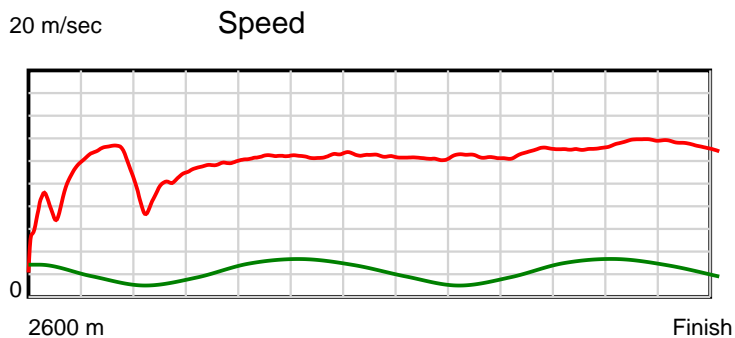
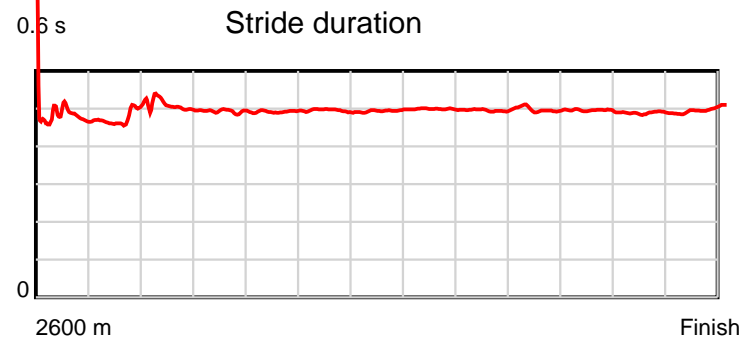
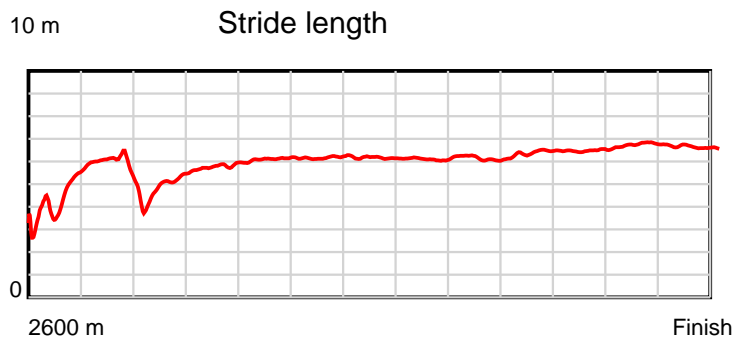
Disclaimer.

HRNZ and NZMTC and Thoroughbred Ratings Pty Ltd accepts no responsibility for the completeness or accuracy of any of the information contained herein, and makes no representations about its suitability for any particular purpose. Users should make their own judgements about those matters and/or seek independent advice. You assume all risks associated with use of the data provided on this page.

Race Results

July 13, 2025, Race 1, AOTEAROA GAMING TRUST TROT, Distance 2600m, Addington - Survey 3200m

Result	TAB no.	Horse (Barrier)	2200m to	2000m to	1800m to	1600m to	1400m to	1200m to	1000m to	800m to	600m to	400m to	200m to	Total or	Margin
11th	4	Unico Tedaciou... (5)	2000m	1800m	1600m	1400m	1200m	1000m	800m	600m	400m	200m	WP	Average	
		Position in running (margin)	11(50.8)	11(88.0)	11(90.3)	11(89.6)	11(87.6)	11(87.4)	11(87.5)	11(88.1)	11(91.7)	11(89.0)	11(82.0)		80.10
		Sectional time (s)	22.32	16.90	16.61	16.23	16.01	16.50	16.41	15.44	15.52	14.60	14.96		
		Cumulative time (s)	181.50	159.18	142.28	125.67	109.44	93.43	76.93	60.52	45.08	29.56	14.96	3:41.91	
		Speed (m/s)	8.96	11.83	12.04	12.32	12.49	12.12	12.19	12.95	12.89	13.70	13.37	11.72	
		Stride length (m)	4.52	5.82	5.93	6.10	6.18	6.05	6.05	6.43	6.37	6.69	6.68	5.79	
		Stride duration (s)	0.505	0.492	0.493	0.495	0.495	0.499	0.496	0.497	0.494	0.488	0.500	0.494	
		Stride efficiency (%)	31.98	52.99	54.94	58.12	59.72	57.12	57.19	64.62	63.37	69.98	69.71	52.34	
		Stride count	44.21	34.34	33.73	32.79	32.35	33.08	33.06	31.10	31.41	29.89	29.94	449.27	



Note: Horizontal distance axis grid lines are 200m furlongs.

Disclaimer.

HRNZ and NZMTC and Thoroughbred Ratings Pty Ltd accepts no responsibility for the completeness or accuracy of any of the information contained herein, and makes no representations about its suitability for any particular purpose. Users should make their own judgements about those matters and/or seek independent advice. You assume all risks associated with use of the data provided on this page.



Race Results



July 13, 2025, Race 2, THE YALDHURST HOTEL MOBILE PACE, Distance 2600m, Addington - Survey 3200m

Result	TAB no.	Horse (Barrier)	2600 to	2400m to
1st	7	Heaven Forbid (0)	2400m	2200m
		Position in running (margin)	-	7(6.2)
		Sectional time (s)	14.90	16.73
		Cumulative time (s)	203.63	188.73
		Speed (m/s)	13.43	11.95
		Stride length (m)	10.58	16.01
		Stride duration (s)	0.762	1.339
		Stride efficiency (%)	174.86	400.62
		Stride count	18.91	12.49

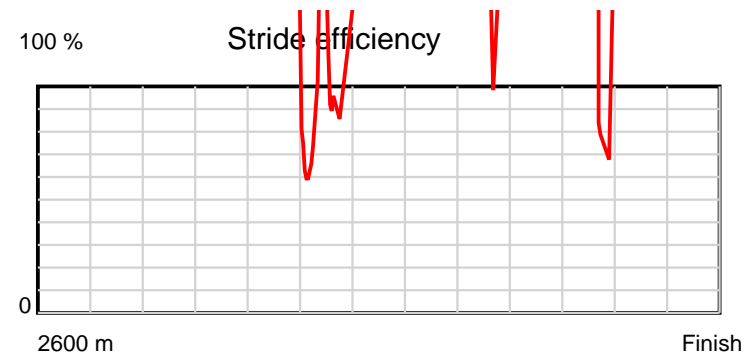
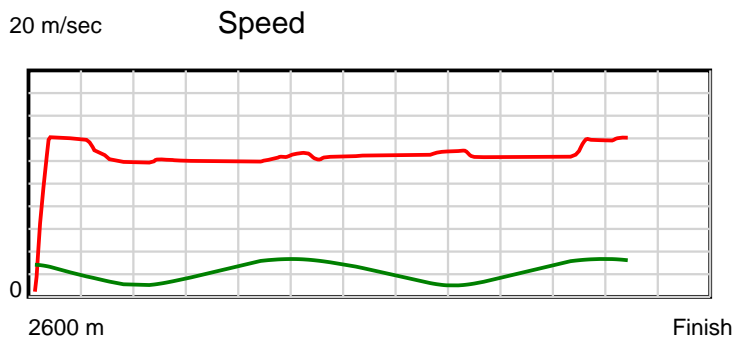
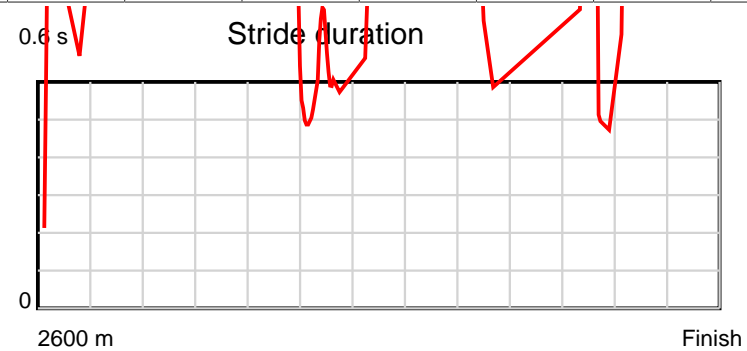
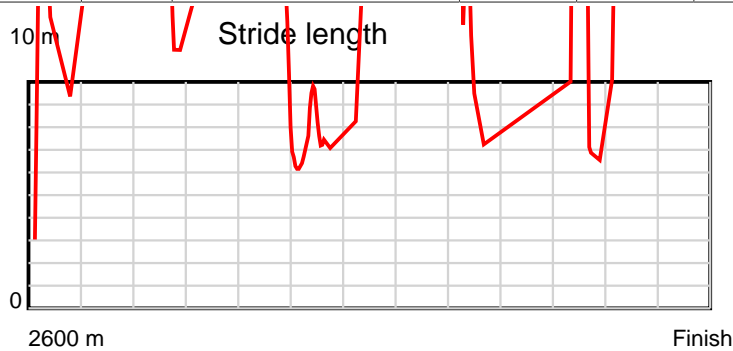
Disclaimer.

HRNZ and NZMTC and Thoroughbred Ratings Pty Ltd accepts no responsibility for the completeness or accuracy of any of the information contained herein, and makes no representations about its suitability for any particular purpose. Users should make their own judgements about those matters and/or seek independent advice. You assume all risks associated with use of the data provided on this page.

Race Results

July 13, 2025, Race 2, THE YALDHURST HOTEL MOBILE PACE, Distance 2600m, Addington - Survey 3200m

Result	TAB no.	Horse (Barrier)	2200m to	2000m to	1800m to	1600m to	1400m to	1200m to	1000m to	800m to	600m to	400m to	200m to	Total or	Margin
1st	7	Heaven Forbid (0)	2000m	1800m	1600m	1400m	1200m	1000m	800m	600m	400m	200m	WP	Average	
		Position in running (margin)	6(10.7)	6(10.4)	6(11.1)	6(11.3)	6(10.8)	6(10.2)	6(7.4)	5(5.2)	4(3.8)	4(2.9)	3(1.1)		0.00
		Sectional time (s)	16.64	16.86	16.42	16.14	16.11	16.07	16.22	15.17	14.69	13.90	13.78		
		Cumulative time (s)	172.00	155.36	138.50	122.08	105.94	89.83	73.76	57.54	42.37	27.68	13.78	3:23.63	
		Speed (m/s)	12.02	11.86	12.18	12.39	12.41	12.45	12.33	13.18	13.61	14.39	14.51	12.77	
		Stride length (m)	13.10	38.60	12.88	8.21	26.79	16.33	12.00	37.40	13.63	13.93	20.21	15.08	
		Stride duration (s)	1.090	3.255	1.058	0.662	2.158	1.312	0.974	2.838	1.001	0.968	1.393	1.181	
		Stride efficiency (%)	267.99	2328.70	259.43	105.24	1121.53	416.53	225.14	2186.15	290.24	303.40	638.52	355.46	
		Stride count	15.27	5.18	15.52	24.37	7.47	12.25	16.66	5.35	14.68	14.35	9.89	172.39	



Note: Horizontal distance axis grid lines are 200m furlongs.

Disclaimer.

HRNZ and NZMTC and Thoroughbred Ratings Pty Ltd accepts no responsibility for the completeness or accuracy of any of the information contained herein, and makes no representations about its suitability for any particular purpose. Users should make their own judgements about those matters and/or seek independent advice. You assume all risks associated with use of the data provided on this page.



Race Results



July 13, 2025, Race 2, THE YALDHURST HOTEL MOBILE PACE, Distance 2600m, Addington - Survey 3200m

Result	TAB no.	Horse (Barrier)	2600 to	2400m to
2nd	3	Fear Gogh (3)	2400m	2200m
		Position in running (margin)	-	2(1.7)
		Sectional time (s)	14.03	16.05
		Cumulative time (s)	203.67	189.64
		Speed (m/s)	14.26	12.46
		Stride length (m)	6.00	5.63
		Stride duration (s)	0.420	0.451
		Stride efficiency (%)	56.25	49.45
		Stride count	33.34	35.55

Disclaimer.

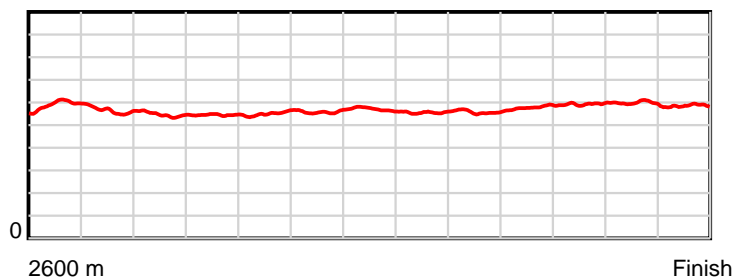
HRNZ and NZMTC and Thoroughbred Ratings Pty Ltd accepts no responsibility for the completeness or accuracy of any of the information contained herein, and makes no representations about its suitability for any particular purpose. Users should make their own judgements about those matters and/or seek independent advice. You assume all risks associated with use of the data provided on this page.

Race Results

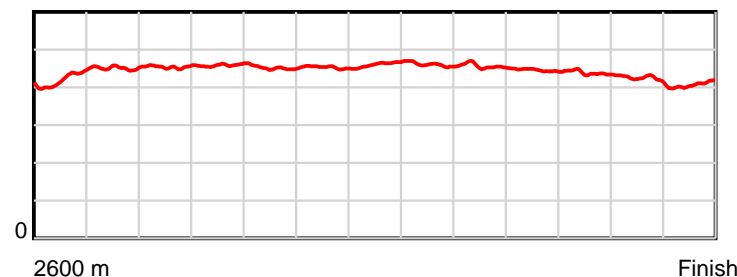
July 13, 2025, Race 2, THE YALDHURST HOTEL MOBILE PACE, Distance 2600m, Addington - Survey 3200m

Result	TAB no.	Horse (Barrier)	2200m to	2000m to	1800m to	1600m to	1400m to	1200m to	1000m to	800m to	600m to	400m to	200m to	Total or	Margin
2nd	3	Fear Gogh (3)	2000m	1800m	1600m	1400m	1200m	1000m	800m	600m	400m	200m	WP	Average	
		Position in running (margin)	2(2.1)	2(2.4)	2(2.6)	2(2.9)	2(2.3)	2(1.8)	2(2.7)	2(2.2)	3(2.2)	3(1.9)	4(1.4)		0.20
		Sectional time (s)	16.74	16.77	16.45	16.12	16.12	16.69	16.50	15.40	14.80	14.11	13.89		
		Cumulative time (s)	173.59	156.85	140.08	123.63	107.51	91.39	74.70	58.20	42.80	28.00	13.89	3:23.67	
		Speed (m/s)	11.95	11.93	12.16	12.41	12.41	11.98	12.12	12.99	13.51	14.17	14.40	12.77	
		Stride length (m)	5.43	5.47	5.49	5.62	5.72	5.52	5.53	5.78	5.93	6.01	5.86	5.68	
		Stride duration (s)	0.454	0.458	0.452	0.453	0.461	0.461	0.456	0.445	0.438	0.424	0.407	0.445	
		Stride efficiency (%)	46.01	46.71	47.14	49.44	51.06	47.61	47.83	52.28	54.87	56.51	53.62	50.49	
		Stride count	36.86	36.58	36.41	35.56	34.99	36.23	36.15	34.58	33.75	33.26	34.14	457.40	

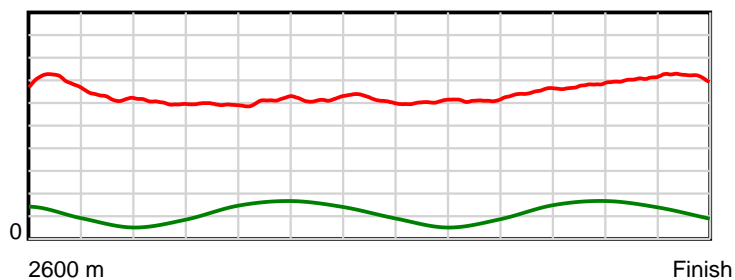
10 m Stride length



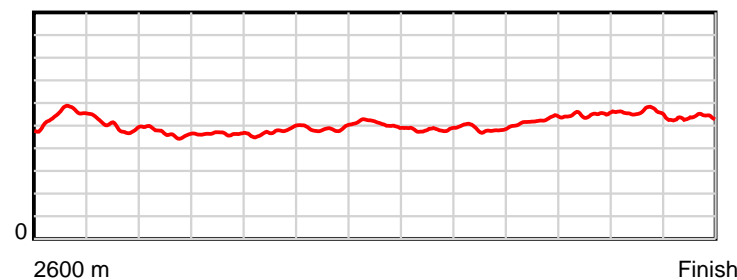
0.6 s Stride duration



20 m/sec Speed



100 % Stride efficiency



Note: Horizontal distance axis grid lines are 200m furlongs.

Disclaimer.

HRNZ and NZMTC and Thoroughbred Ratings Pty Ltd accepts no responsibility for the completeness or accuracy of any of the information contained herein, and makes no representations about its suitability for any particular purpose. Users should make their own judgements about those matters and/or seek independent advice. You assume all risks associated with use of the data provided on this page.



Race Results



July 13, 2025, Race 2, THE YALDHURST HOTEL MOBILE PACE, Distance 2600m, Addington - Survey 3200m

Result	TAB no.	Horse (Barrier)	2600 to	2400m to
3rd	4	Easy Art (4)	2400m	2200m
		Position in running (margin)	-	1(0.0)
		Sectional time (s)	13.60	15.97
		Cumulative time (s)	203.69	190.09
		Speed (m/s)	14.71	12.52
		Stride length (m)	6.25	5.87
		Stride duration (s)	0.429	0.469
		Stride efficiency (%)	61.06	53.81
		Stride count	32.00	34.08

Disclaimer.

HRNZ and NZMTC and Thoroughbred Ratings Pty Ltd accepts no responsibility for the completeness or accuracy of any of the information contained herein, and makes no representations about its suitability for any particular purpose. Users should make their own judgements about those matters and/or seek independent advice. You assume all risks associated with use of the data provided on this page.



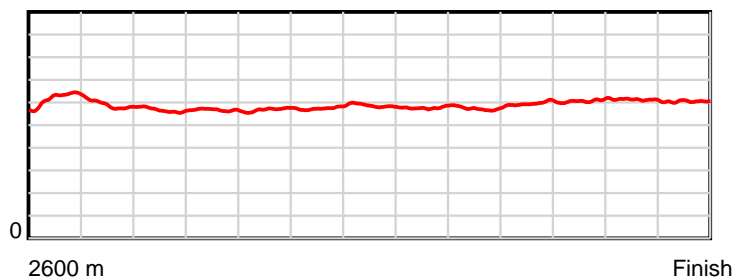
Race Results



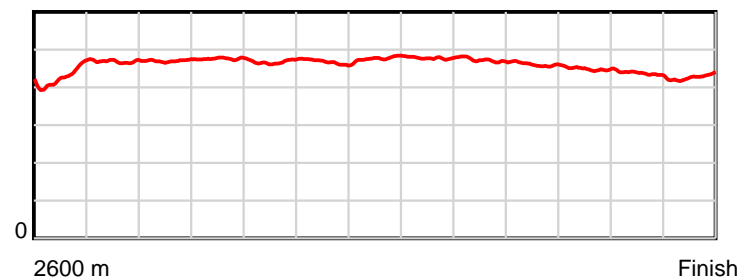
July 13, 2025, Race 2, THE YALDHURST HOTEL MOBILE PACE, Distance 2600m, Addington - Survey 3200m

Result	TAB no.	Horse (Barrier)	2200m to	2000m to	1800m to	1600m to	1400m to	1200m to	1000m to	800m to	600m to	400m to	200m to	Total or	Margin
3rd	4	Easy Art (4)	2000m	1800m	1600m	1400m	1200m	1000m	800m	600m	400m	200m	WP	Average	
		Position in running (margin)	1(0.0)	1(0.0)	1(0.0)	1(0.0)	1(0.0)	1(0.0)	1(0.0)	1(0.0)	1(0.0)	1(0.0)	1(0.0)		0.30
		Sectional time (s)	16.69	16.75	16.40	16.22	16.22	16.53	16.58	15.41	14.84	14.20	14.28		
		Cumulative time (s)	174.12	157.43	140.68	124.28	108.06	91.84	75.31	58.73	43.32	28.48	14.28	3:23.69	
		Speed (m/s)	11.98	11.94	12.20	12.33	12.33	12.10	12.06	12.98	13.48	14.08	14.01	12.76	
		Stride length (m)	5.64	5.68	5.70	5.76	5.89	5.78	5.70	5.98	6.05	6.14	5.99	5.87	
		Stride duration (s)	0.470	0.476	0.468	0.467	0.477	0.477	0.472	0.461	0.449	0.436	0.427	0.460	
		Stride efficiency (%)	49.64	50.48	50.85	51.85	54.18	52.16	50.73	55.95	57.17	58.96	55.99	53.91	
		Stride count	35.48	35.19	35.06	34.72	33.97	34.62	35.10	33.42	33.07	32.56	33.41	442.68	

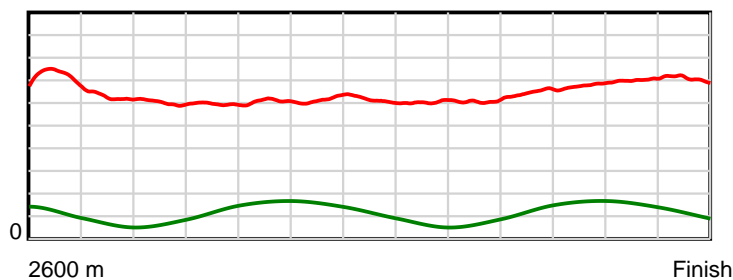
10 m Stride length



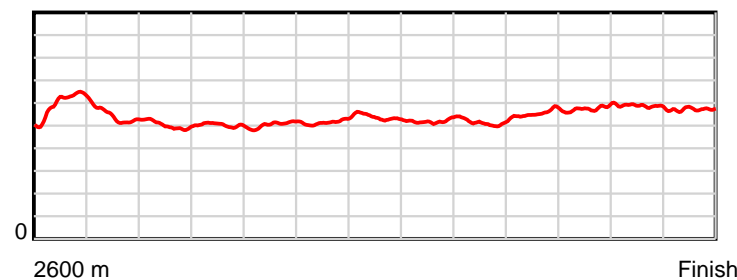
0.6 s Stride duration



20 m/sec Speed



100 % Stride efficiency



Note: Horizontal distance axis grid lines are 200m furlongs.

Disclaimer.

HRNZ and NZMTC and Thoroughbred Ratings Pty Ltd accepts no responsibility for the completeness or accuracy of any of the information contained herein, and makes no representations about its suitability for any particular purpose. Users should make their own judgements about those matters and/or seek independent advice. You assume all risks associated with use of the data provided on this page.



Race Results



July 13, 2025, Race 2, THE YALDHURST HOTEL MOBILE PACE, Distance 2600m, Addington - Survey 3200m

Result	TAB no.	Horse (Barrier)	2600 to	2400m to
4th	2	Tuppence (2)	2400m	2200m
		Position in running (margin)	-	5(5.0)
		Sectional time (s)	14.70	16.26
		Cumulative time (s)	203.82	189.12
		Speed (m/s)	13.61	12.30
		Stride length (m)	6.61	6.17
		Stride duration (s)	0.477	0.502
		Stride efficiency (%)	68.22	59.51
		Stride count	30.27	32.41

Disclaimer.

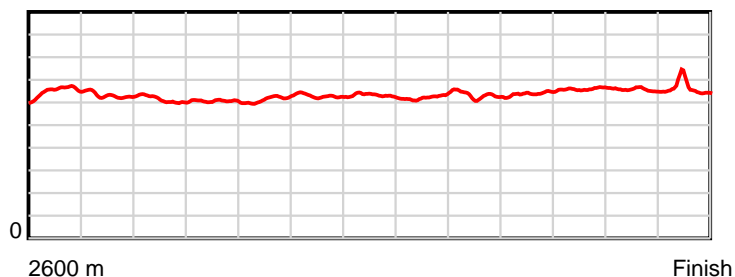
HRNZ and NZMTC and Thoroughbred Ratings Pty Ltd accepts no responsibility for the completeness or accuracy of any of the information contained herein, and makes no representations about its suitability for any particular purpose. Users should make their own judgements about those matters and/or seek independent advice. You assume all risks associated with use of the data provided on this page.

Race Results

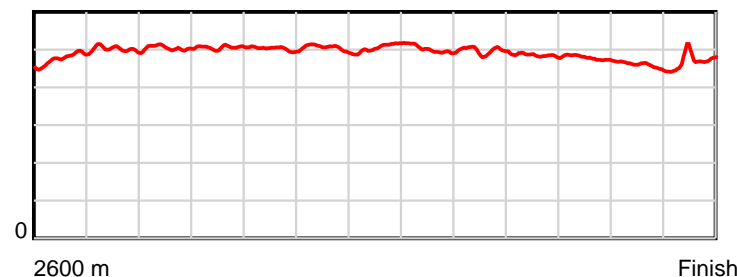
July 13, 2025, Race 2, THE YALDHURST HOTEL MOBILE PACE, Distance 2600m, Addington - Survey 3200m

Result	TAB no.	Horse (Barrier)	2200m to	2000m to	1800m to	1600m to	1400m to	1200m to	1000m to	800m to	600m to	400m to	200m to	Total or	Margin
4th	2	Tuppence (2)	2000m	1800m	1600m	1400m	1200m	1000m	800m	600m	400m	200m	WP	Average	
		Position in running (margin)	4(6.7)	4(6.4)	4(6.8)	4(7.3)	4(6.6)	4(6.1)	4(5.3)	3(2.9)	2(1.9)	2(1.1)	2(0.4)		1.00
		Sectional time (s)	16.63	16.81	16.49	16.09	16.13	16.40	16.18	15.24	14.70	14.10	14.09		
		Cumulative time (s)	172.86	156.23	139.42	122.93	106.84	90.71	74.31	58.13	42.89	28.19	14.09	3:23.82	
		Speed (m/s)	12.03	11.90	12.13	12.43	12.40	12.20	12.36	13.12	13.61	14.18	14.19	12.76	
		Stride length (m)	6.06	6.02	6.09	6.28	6.27	6.10	6.14	6.36	6.49	6.49	6.68	6.28	
		Stride duration (s)	0.504	0.506	0.502	0.506	0.506	0.500	0.497	0.485	0.477	0.457	0.470	0.493	
		Stride efficiency (%)	57.46	56.61	57.97	61.70	61.41	58.17	58.99	63.26	65.88	65.78	69.67	61.70	
		Stride count	32.98	33.23	32.84	31.83	31.90	32.78	32.55	31.43	30.80	30.82	29.95	413.79	

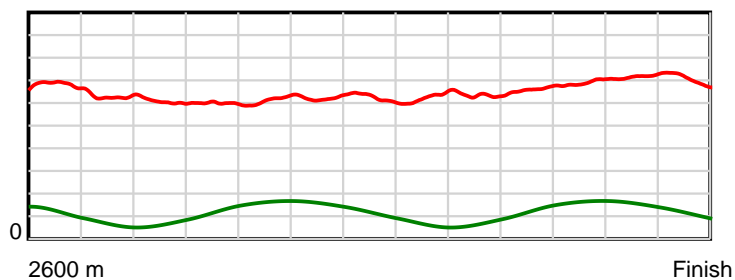
10 m Stride length



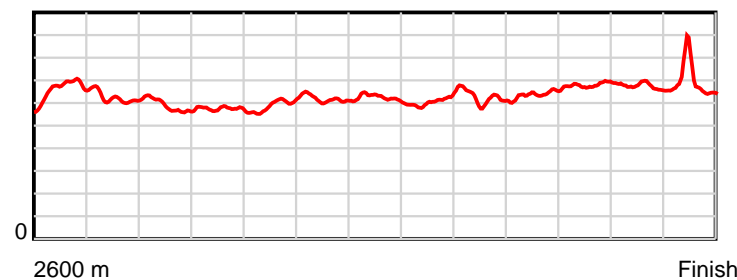
0.6 s Stride duration



20 m/sec Speed



100 % Stride efficiency



Note: Horizontal distance axis grid lines are 200m furlongs.

Disclaimer.

HRNZ and NZMTC and Thoroughbred Ratings Pty Ltd accepts no responsibility for the completeness or accuracy of any of the information contained herein, and makes no representations about its suitability for any particular purpose. Users should make their own judgements about those matters and/or seek independent advice. You assume all risks associated with use of the data provided on this page.



Race Results



July 13, 2025, Race 2, THE YALDHURST HOTEL MOBILE PACE, Distance 2600m, Addington - Survey 3200m

Result	TAB no.	Horse (Barrier)	2600 to	2400m to
5th	6	Beautiful Craz... (6)	2400m	2200m
		Position in running (margin)	-	6(5.9)
		Sectional time (s)	14.78	17.17
		Cumulative time (s)	203.83	189.05
		Speed (m/s)	13.53	11.65
		Stride length (m)	0.00	0.00
		Stride duration (s)	0.000	0.000
		Stride efficiency (%)	0.00	0.00
		Stride count	0.00	0.00

Disclaimer.


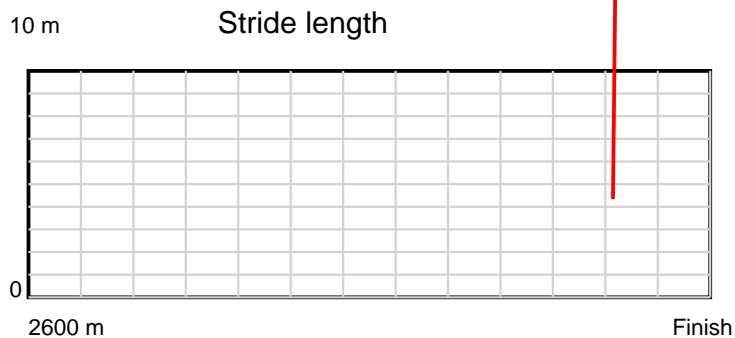
HRNZ and NZMTC and Thoroughbred Ratings Pty Ltd accepts no responsibility for the completeness or accuracy of any of the information contained herein, and makes no representations about its suitability for any particular purpose. Users should make their own judgements about those matters and/or seek independent advice. You assume all risks associated with use of the data provided on this page.



Race Results

July 13, 2025, Race 2, THE YALDHURST HOTEL MOBILE PACE, Distance 2600m, Addington - Survey 3200m

Result	TAB no.	Horse (Barrier)	2200m to	2000m to	1800m to	1600m to	1400m to	1200m to	1000m to	800m to	600m to	400m to	200m to	Total or	Margin
5th	6	Beautiful Craz... (6)	2000m	1800m	1600m	1400m	1200m	1000m	800m	600m	400m	200m	WP	Average	
		Position in running (margin)	7(13.2)	7(12.8)	7(13.7)	7(13.8)	7(13.3)	7(12.0)	7(9.1)	7(6.7)	6(5.5)	6(4.5)	5(2.8)		1.10
		Sectional time (s)	16.64	16.89	16.42	16.12	16.00	16.05	16.18	15.21	14.69	13.92	13.76		
		Cumulative time (s)	171.88	155.24	138.35	121.93	105.81	89.81	73.76	57.58	42.37	27.68	13.76	3:23.83	
		Speed (m/s)	12.02	11.84	12.18	12.41	12.50	12.46	12.36	13.15	13.61	14.37	14.53	12.76	
		Stride length (m)	0.00	0.00	0.00	0.00	0.00	0.00	0.00	0.00	0.00	551.89	149.06	1529.41	
		Stride duration (s)	0.000	0.000	0.000	0.000	0.000	0.000	0.000	0.000	0.000	38.422	10.254	119.898	
		Stride efficiency (%)	0.00	0.00	0.00	0.00	0.00	0.00	0.00	0.00	0.00	475958.25	34722.41	3655209.50	
		Stride count	0.00	0.00	0.00	0.00	0.00	0.00	0.00	0.00	0.00	0.36	1.34	1.70	



Note: Horizontal distance axis grid lines are 200m furlongs.

Disclaimer.

HRNZ and NZMTC and Thoroughbred Ratings Pty Ltd accepts no responsibility for the completeness or accuracy of any of the information contained herein, and makes no representations about its suitability for any particular purpose. Users should make their own judgements about those matters and/or seek independent advice. You assume all risks associated with use of the data provided on this page.



Race Results



July 13, 2025, Race 2, THE YALDHURST HOTEL MOBILE PACE, Distance 2600m, Addington - Survey 3200m

Result	TAB no.	Horse (Barrier)	2600 to	2400m to
6th	5	Smooth Scoob (5)	2400m	2200m
		Position in running (margin)	-	4(4.5)
		Sectional time (s)	14.37	16.66
		Cumulative time (s)	204.12	189.75
		Speed (m/s)	13.92	12.00
		Stride length (m)	6.13	5.62
		Stride duration (s)	0.441	0.468
		Stride efficiency (%)	58.67	49.33
		Stride count	32.64	35.60

Disclaimer.

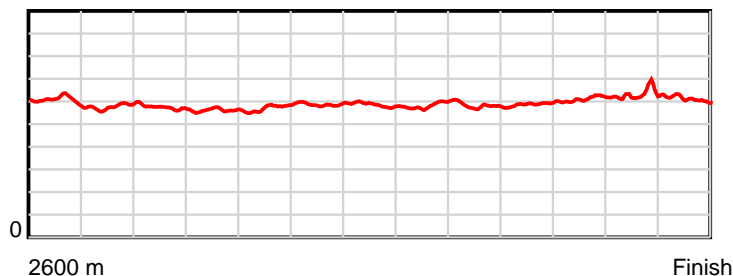
HRNZ and NZMTC and Thoroughbred Ratings Pty Ltd accepts no responsibility for the completeness or accuracy of any of the information contained herein, and makes no representations about its suitability for any particular purpose. Users should make their own judgements about those matters and/or seek independent advice. You assume all risks associated with use of the data provided on this page.

Race Results

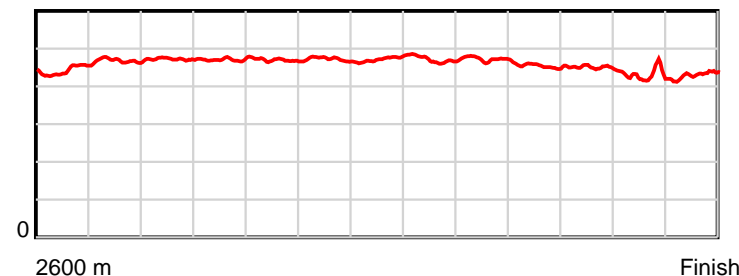
July 13, 2025, Race 2, THE YALDHURST HOTEL MOBILE PACE, Distance 2600m, Addington - Survey 3200m

Result	TAB no.	Horse (Barrier)	2200m to	2000m to	1800m to	1600m to	1400m to	1200m to	1000m to	800m to	600m to	400m to	200m to	Total or	Margin
6th	5	Smooth Scoob (5)	2000m	1800m	1600m	1400m	1200m	1000m	800m	600m	400m	200m	WP	Average	
		Position in running (margin)	5(8.6)	5(8.4)	5(8.7)	5(9.2)	5(8.5)	5(8.4)	5(7.1)	6(6.0)	7(6.2)	7(5.5)	6(2.9)		2.70
		Sectional time (s)	16.66	16.80	16.48	16.10	16.19	16.31	16.40	15.44	14.73	13.77	14.21		
		Cumulative time (s)	173.09	156.43	139.63	123.15	107.05	90.86	74.55	58.15	42.71	27.98	14.21	3:24.12	
		Speed (m/s)	12.00	11.90	12.14	12.42	12.35	12.26	12.20	12.95	13.58	14.52	14.07	12.74	
		Stride length (m)	5.67	5.61	5.70	5.87	5.83	5.78	5.76	5.89	6.10	6.21	6.04	5.85	
		Stride duration (s)	0.472	0.471	0.469	0.472	0.472	0.471	0.472	0.454	0.449	0.427	0.429	0.460	
		Stride efficiency (%)	50.19	49.17	50.74	53.77	53.14	52.19	51.81	54.14	58.19	60.19	56.95	53.56	
		Stride count	35.29	35.65	35.10	34.09	34.30	34.61	34.73	33.98	32.77	32.23	33.13	444.12	

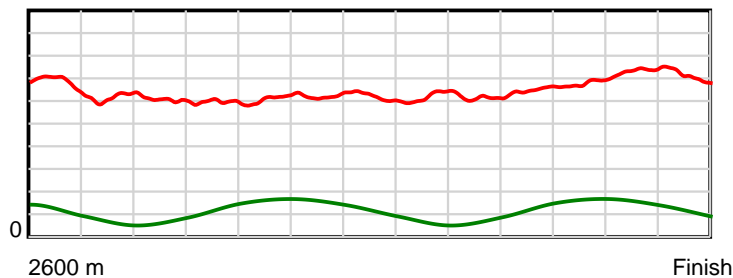
10 m Stride length



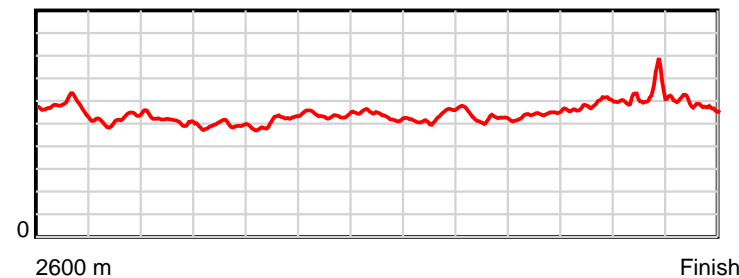
0.6 s Stride duration



20 m/sec Speed



100 % Stride efficiency



Note: Horizontal distance axis grid lines are 200m furlongs.

Disclaimer.

HRNZ and NZMTC and Thoroughbred Ratings Pty Ltd accepts no responsibility for the completeness or accuracy of any of the information contained herein, and makes no representations about its suitability for any particular purpose. Users should make their own judgements about those matters and/or seek independent advice. You assume all risks associated with use of the data provided on this page.



Race Results



July 13, 2025, Race 2, THE YALDHURST HOTEL MOBILE PACE, Distance 2600m, Addington - Survey 3200m

Result	TAB no.	Horse (Barrier)	2600 to	2400m to
7th	1	Verducci (1)	2400m	2200m
		Position in running (margin)	-	3(3.8)
		Sectional time (s)	14.41	16.08
		Cumulative time (s)	204.17	189.76
		Speed (m/s)	13.88	12.44
		Stride length (m)	6.18	5.91
		Stride duration (s)	0.441	0.475
		Stride efficiency (%)	59.73	54.54
		Stride count	32.35	33.85

Disclaimer.

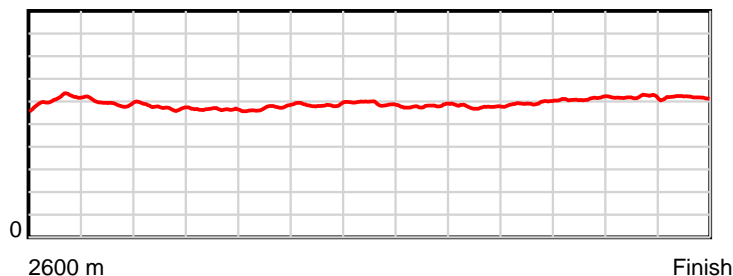
HRNZ and NZMTC and Thoroughbred Ratings Pty Ltd accepts no responsibility for the completeness or accuracy of any of the information contained herein, and makes no representations about its suitability for any particular purpose. Users should make their own judgements about those matters and/or seek independent advice. You assume all risks associated with use of the data provided on this page.

Race Results

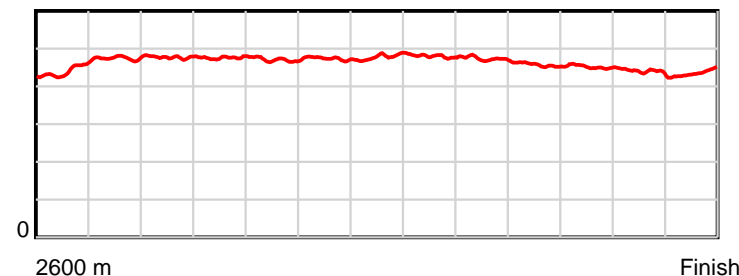
July 13, 2025, Race 2, THE YALDHURST HOTEL MOBILE PACE, Distance 2600m, Addington - Survey 3200m

Result	TAB no.	Horse (Barrier)	2200m to	2000m to	1800m to	1600m to	1400m to	1200m to	1000m to	800m to	600m to	400m to	200m to	Total or	Margin
7th	1	Verducci (1)	2000m	1800m	1600m	1400m	1200m	1000m	800m	600m	400m	200m	WP	Average	
		Position in running (margin)	3(4.5)	3(4.2)	3(4.4)	3(4.9)	3(4.2)	3(4.1)	3(4.6)	4(4.1)	5(4.1)	5(3.6)	7(3.0)		3.00
		Sectional time (s)	16.65	16.78	16.48	16.08	16.20	16.61	16.50	15.41	14.76	14.10	14.11		
		Cumulative time (s)	173.68	157.03	140.25	123.77	107.69	91.49	74.88	58.38	42.97	28.21	14.11	3:24.17	
		Speed (m/s)	12.01	11.92	12.14	12.44	12.35	12.04	12.12	12.98	13.55	14.18	14.17	12.73	
		Stride length (m)	5.73	5.67	5.71	5.89	5.90	5.78	5.73	5.93	6.12	6.23	6.18	5.92	
		Stride duration (s)	0.477	0.475	0.471	0.474	0.478	0.480	0.473	0.457	0.452	0.439	0.436	0.465	
		Stride efficiency (%)	51.37	50.16	50.98	54.29	54.45	52.17	51.39	54.99	58.51	60.67	59.76	54.68	
		Stride count	34.88	35.30	35.01	33.93	33.88	34.61	34.88	33.71	32.68	32.10	32.34	439.52	

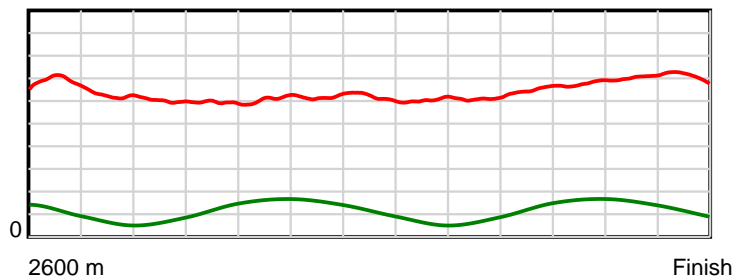
10 m Stride length



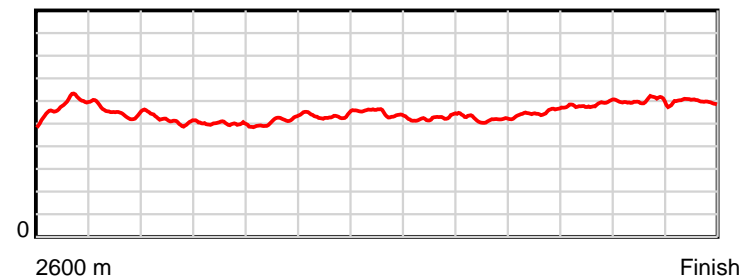
0.6 s Stride duration



20 m/sec Speed



100 % Stride efficiency



Note: Horizontal distance axis grid lines are 200m furlongs.

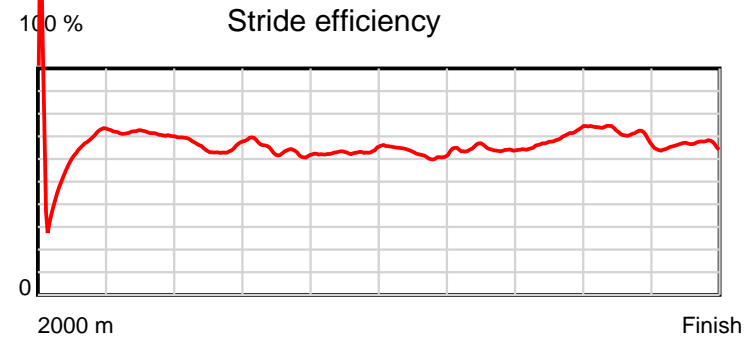
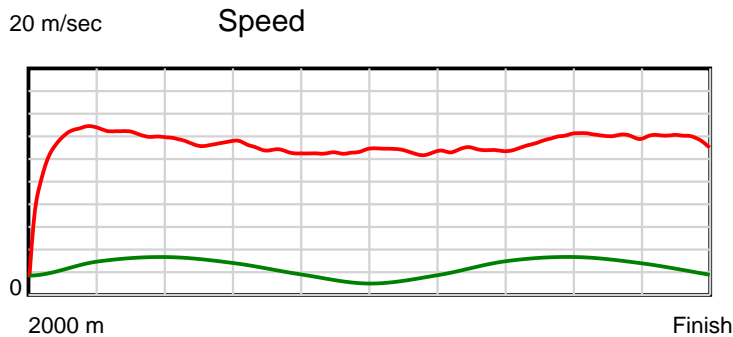
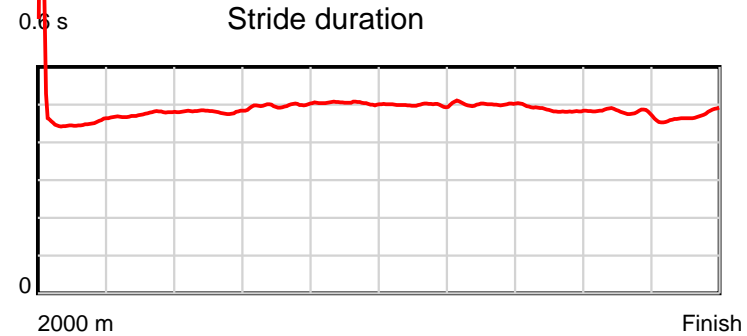
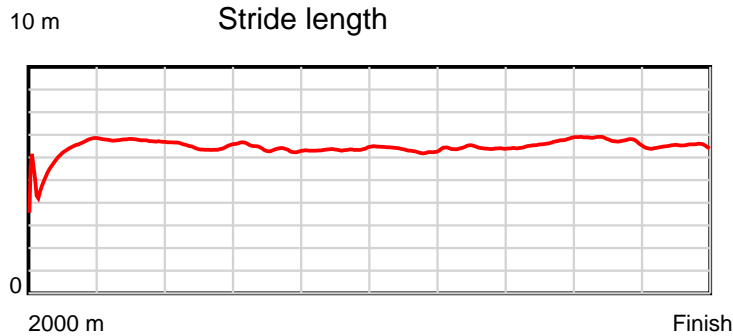
Disclaimer.

HRNZ and NZMTC and Thoroughbred Ratings Pty Ltd accepts no responsibility for the completeness or accuracy of any of the information contained herein, and makes no representations about its suitability for any particular purpose. Users should make their own judgements about those matters and/or seek independent advice. You assume all risks associated with use of the data provided on this page.

Race Results

July 13, 2025, Race 3, THE FITZ 2 SPORTS BAR, WALTHAM PACE, Distance 2000m, Addington - Survey 3200m

Result	TAB no.	Horse (Barrier)	2000 to	1800m to	1600m to	1400m to	1200m to	1000m to	800m to	600m to	400m to	200m to	Total or	Margin
1st	2	Archer (2)	1800m	1600m	1400m	1200m	1000m	800m	600m	400m	200m	WP	Average	
		Position in running (margin)	-	1(0.0)	1(0.0)	2(1.9)	2(1.8)	2(1.5)	2(1.3)	2(1.9)	3(1.4)	4(1.8)		0.00
		Sectional time (s)	15.53	14.13	14.88	15.67	16.03	15.95	15.74	14.58	14.20	14.46		
		Cumulative time (s)	151.17	135.64	121.51	106.63	90.96	74.93	58.98	43.24	28.66	14.46	2:31.17	
		Speed (m/s)	12.88	14.15	13.44	12.76	12.48	12.54	12.71	13.72	14.08	13.83	13.23	
		Stride length (m)	5.90	6.72	6.47	6.36	6.28	6.26	6.38	6.66	6.77	6.51	6.42	
		Stride duration (s)	0.453	0.475	0.481	0.499	0.504	0.499	0.502	0.486	0.481	0.470	0.485	
		Stride efficiency (%)	54.39	70.60	65.33	63.31	61.65	61.22	63.52	69.40	71.63	66.14	64.44	
		Stride count	33.90	29.75	30.93	31.42	31.84	31.95	31.37	30.01	29.54	30.74	311.45	



Note: Horizontal distance axis grid lines are 200m furlongs.

Disclaimer.

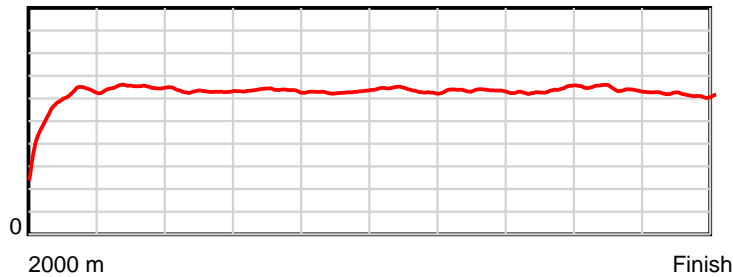
HRNZ and NZMTC and Thoroughbred Ratings Pty Ltd accepts no responsibility for the completeness or accuracy of any of the information contained herein, and makes no representations about its suitability for any particular purpose. Users should make their own judgements about those matters and/or seek independent advice. You assume all risks associated with use of the data provided on this page.

Race Results

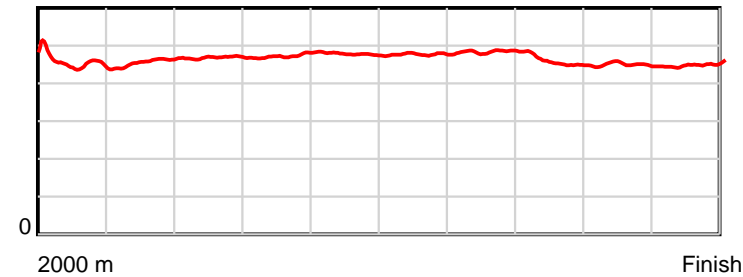
July 13, 2025, Race 3, THE FITZ 2 SPORTS BAR, WALTHAM PACE, Distance 2000m, Addington - Survey 3200m

Result	TAB no.	Horse (Barrier)	2000 to	1800m to	1600m to	1400m to	1200m to	1000m to	800m to	600m to	400m to	200m to	Total or	Margin
2nd	14	Always B Hayle... (12)	1800m	1600m	1400m	1200m	1000m	800m	600m	400m	200m	WP	Average	
		Position in running (margin)	-	7(10.5)	5(12.1)	6(15.3)	6(10.2)	5(7.0)	4(4.2)	3(1.9)	2(1.1)	2(1.4)		0.30
		Sectional time (s)	17.30	14.39	15.11	14.82	15.55	15.53	15.25	14.53	14.18	14.55		
		Cumulative time (s)	151.21	133.91	119.52	104.41	89.59	74.04	58.51	43.26	28.73	14.55	2:31.21	
		Speed (m/s)	11.56	13.90	13.24	13.50	12.86	12.88	13.11	13.76	14.10	13.75	13.23	
		Stride length (m)	5.76	6.34	6.20	6.38	6.14	6.14	6.35	6.27	6.34	6.19	6.21	
		Stride duration (s)	0.457	0.456	0.468	0.473	0.477	0.477	0.484	0.455	0.450	0.450	0.469	
		Stride efficiency (%)	51.82	62.75	60.05	63.57	58.94	58.99	63.01	61.39	62.90	59.83	60.18	
		Stride count	34.73	31.56	32.26	31.36	32.57	32.55	31.50	31.91	31.52	32.32	322.28	

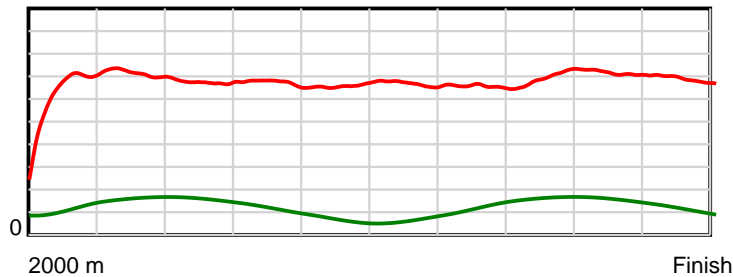
10 m Stride length



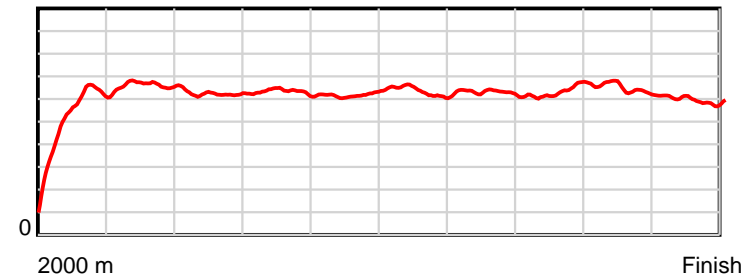
0.6 s Stride duration



20 m/sec Speed



100 % Stride efficiency



Note: Horizontal distance axis grid lines are 200m furlongs.

Disclaimer.

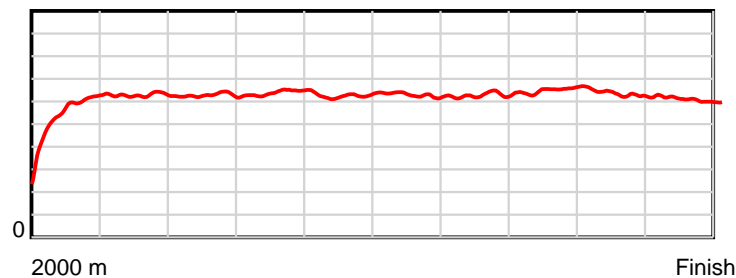
HRNZ and NZMTC and Thoroughbred Ratings Pty Ltd accepts no responsibility for the completeness or accuracy of any of the information contained herein, and makes no representations about its suitability for any particular purpose. Users should make their own judgements about those matters and/or seek independent advice. You assume all risks associated with use of the data provided on this page.

Race Results

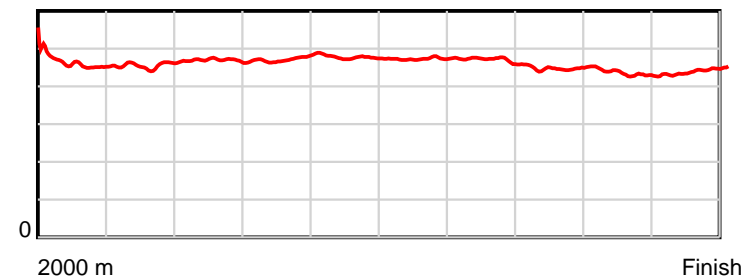
July 13, 2025, Race 3, THE FITZ 2 SPORTS BAR, WALTHAM PACE, Distance 2000m, Addington - Survey 3200m

Result	TAB no.	Horse (Barrier)	2000 to 1800m	1800m to 1600m	1600m to 1400m	1400m to 1200m	1200m to 1000m	1000m to 800m	800m to 600m	600m to 400m	400m to 200m	200m to WP	Total or Average	Margin
3rd	10	Willy Away (9)												
		Position in running (margin)	-	12(15.1)	12(19.7)	12(23.1)	11(17.9)	11(14.6)	12(11.6)	9(7.2)	7(3.3)	6(2.7)		1.20
		Sectional time (s)	18.04	14.89	15.15	14.81	15.53	15.51	14.89	14.02	14.04	14.51		
		Cumulative time (s)	151.39	133.35	118.46	103.31	88.50	72.97	57.46	42.57	28.55	14.51	2:31.39	
		Speed (m/s)	11.08	13.43	13.20	13.50	12.88	12.89	13.43	14.27	14.25	13.78	13.21	
		Stride length (m)	5.52	6.13	6.19	6.39	6.14	6.10	6.31	6.38	6.17	6.09	6.13	
		Stride duration (s)	0.464	0.456	0.469	0.473	0.477	0.473	0.469	0.447	0.433	0.442	0.464	
		Stride efficiency (%)	47.64	58.70	59.94	63.71	58.93	58.14	62.17	63.57	59.55	57.93	58.76	
		Stride count	36.22	32.63	32.29	31.32	32.57	32.79	31.71	31.36	32.40	32.85	326.14	

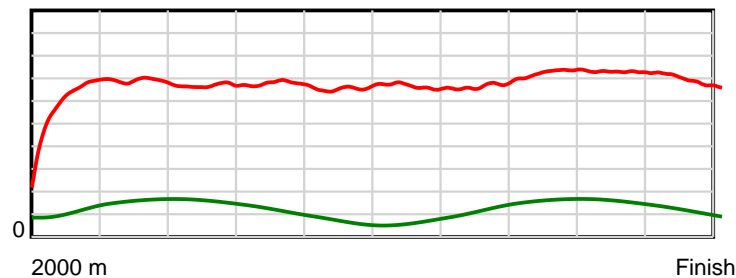
10 m Stride length



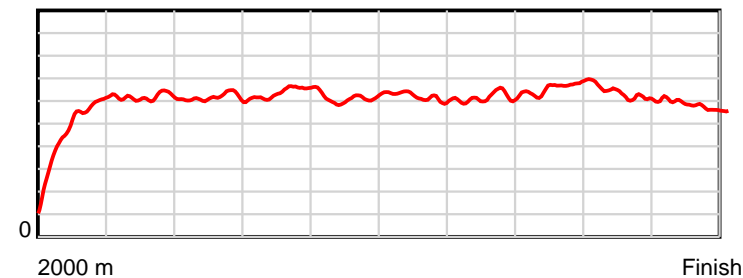
0.6 s Stride duration



20 m/sec Speed



100 % Stride efficiency



Note: Horizontal distance axis grid lines are 200m furlongs.

Disclaimer.

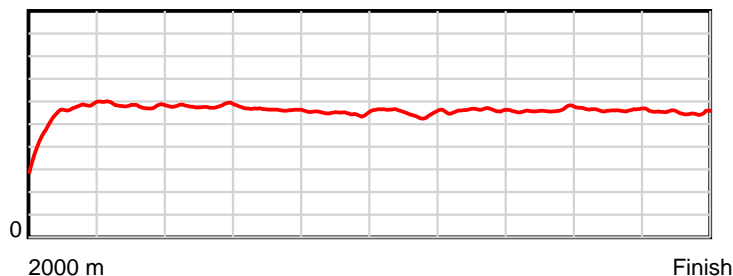
HRNZ and NZMTC and Thoroughbred Ratings Pty Ltd accepts no responsibility for the completeness or accuracy of any of the information contained herein, and makes no representations about its suitability for any particular purpose. Users should make their own judgements about those matters and/or seek independent advice. You assume all risks associated with use of the data provided on this page.

Race Results

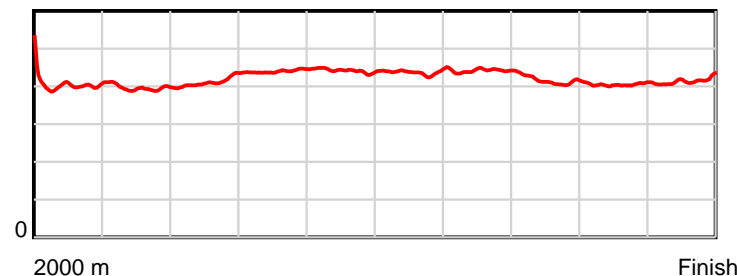
July 13, 2025, Race 3, THE FITZ 2 SPORTS BAR, WALTHAM PACE, Distance 2000m, Addington - Survey 3200m

Result	TAB no.	Horse (Barrier)	2000 to	1800m to	1600m to	1400m to	1200m to	1000m to	800m to	600m to	400m to	200m to	Total or	Margin
4th	6	Carlin (6)	1800m	1600m	1400m	1200m	1000m	800m	600m	400m	200m	WP	Average	
		Position in running (margin)	-	3(3.4)	2(1.6)	1(0.0)	1(0.0)	1(0.0)	1(0.0)	1(0.0)	1(0.0)	1(0.0)		1.70
		Sectional time (s)	16.21	13.82	14.31	15.68	16.09	15.99	15.63	14.66	14.14	14.94		
		Cumulative time (s)	151.47	135.26	121.44	107.13	91.45	75.36	59.37	43.74	29.08	14.94	2:31.47	
		Speed (m/s)	12.34	14.47	13.98	12.76	12.43	12.51	12.80	13.64	14.14	13.39	13.20	
		Stride length (m)	5.35	5.73	5.77	5.62	5.49	5.48	5.64	5.66	5.72	5.55	5.60	
		Stride duration (s)	0.401	0.396	0.413	0.440	0.441	0.438	0.441	0.415	0.405	0.415	0.424	
		Stride efficiency (%)	44.69	51.27	52.10	49.31	47.06	46.88	49.72	50.02	51.20	48.12	48.96	
		Stride count	37.40	34.92	34.64	35.60	36.45	36.51	35.46	35.35	34.94	36.04	357.31	

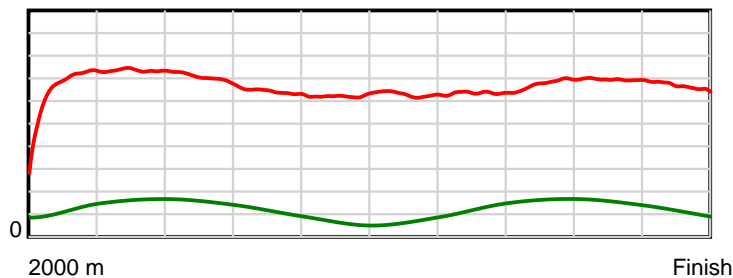
10 m Stride length



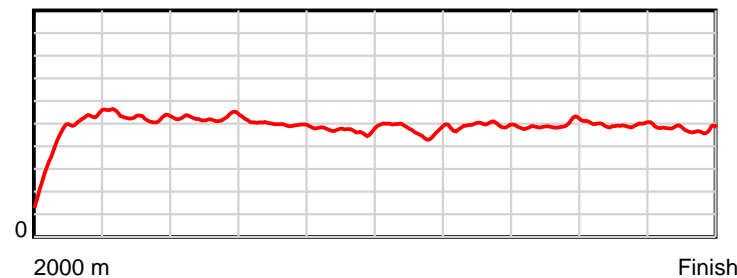
0.6 s Stride duration



20 m/sec Speed



100 % Stride efficiency



Note: Horizontal distance axis grid lines are 200m furlongs.

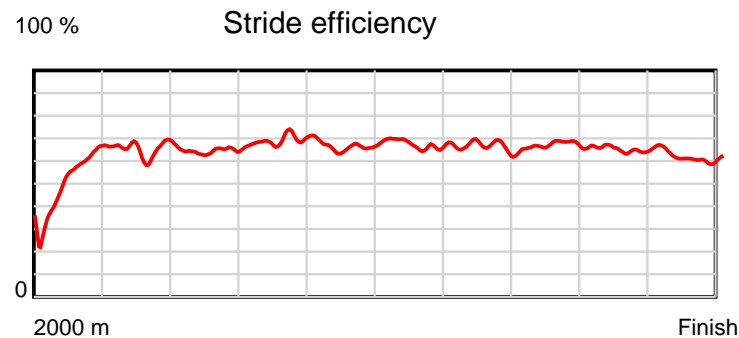
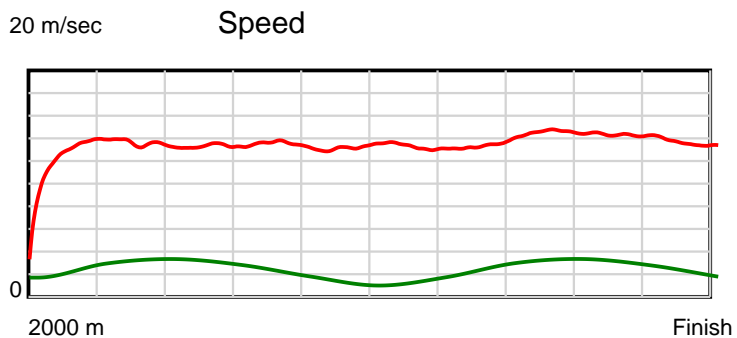
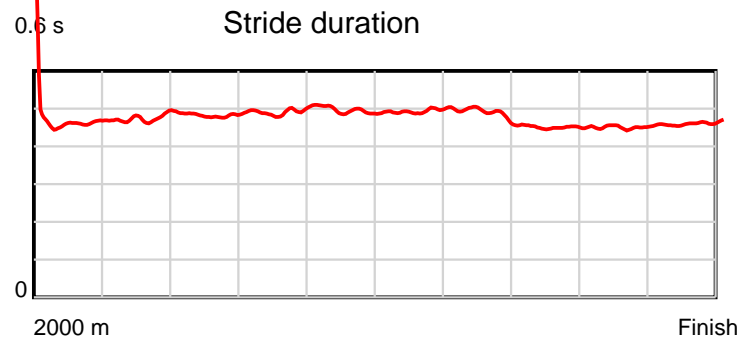
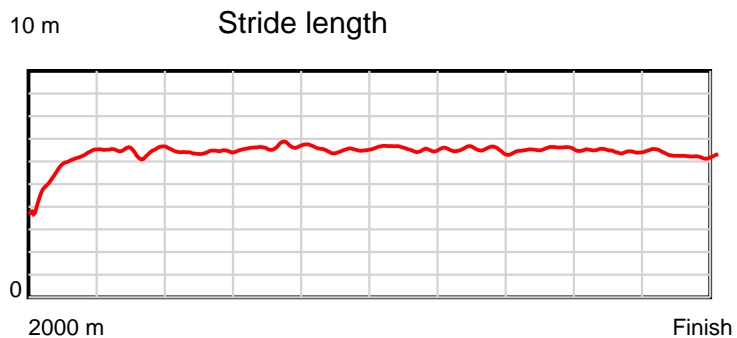
Disclaimer.

HRNZ and NZMTC and Thoroughbred Ratings Pty Ltd accepts no responsibility for the completeness or accuracy of any of the information contained herein, and makes no representations about its suitability for any particular purpose. Users should make their own judgements about those matters and/or seek independent advice. You assume all risks associated with use of the data provided on this page.

Race Results

July 13, 2025, Race 3, THE FITZ 2 SPORTS BAR, WALTHAM PACE, Distance 2000m, Addington - Survey 3200m

Result	TAB no.	Horse (Barrier)	2000 to 1800m	1800m to 1600m	1600m to 1400m	1400m to 1200m	1200m to 1000m	1000m to 800m	800m to 600m	600m to 400m	400m to 200m	200m to WP	Total or Average	Margin
5th	12	Im All In (10)												
		Position in running (margin)	-	10(12.2)	11(17.6)	10(21.0)	10(15.9)	10(13.0)	10(9.6)	7(5.3)	4(1.5)	3(1.7)		1.80
		Sectional time (s)	17.54	15.03	15.13	14.83	15.60	15.44	14.90	14.04	14.18	14.80		
		Cumulative time (s)	151.49	133.95	118.92	103.79	88.96	73.36	57.92	43.02	28.98	14.80	2:31.49	
		Speed (m/s)	11.40	13.31	13.22	13.49	12.82	12.95	13.42	14.25	14.10	13.51	13.20	
		Stride length (m)	5.60	6.32	6.38	6.64	6.35	6.41	6.51	6.42	6.36	6.23	6.31	
		Stride duration (s)	0.463	0.475	0.483	0.493	0.495	0.495	0.485	0.450	0.451	0.461	0.478	
		Stride efficiency (%)	49.01	62.51	63.58	68.99	62.93	64.13	66.23	64.38	63.29	60.70	62.23	
		Stride count	35.71	31.62	31.35	30.10	31.52	31.22	30.72	31.16	31.43	32.09	316.92	



Note: Horizontal distance axis grid lines are 200m furlongs.

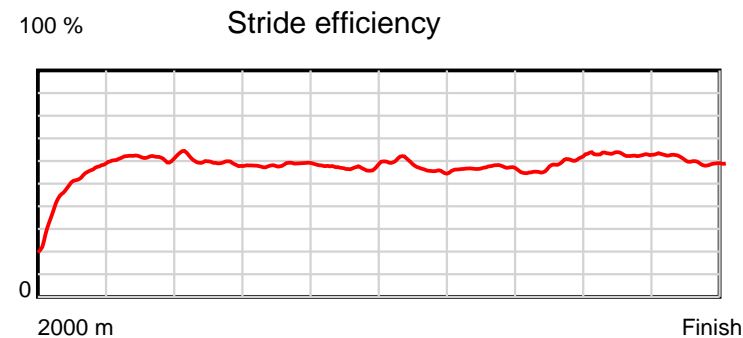
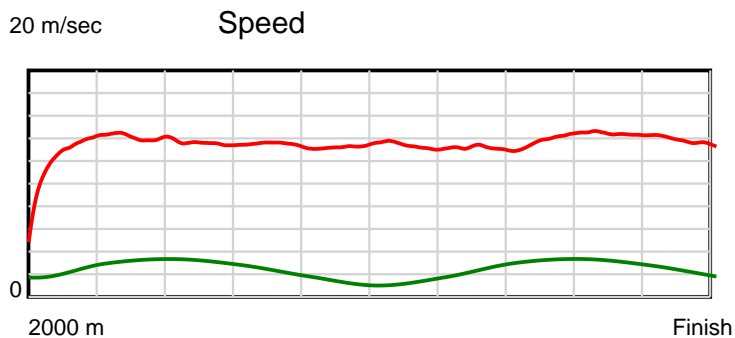
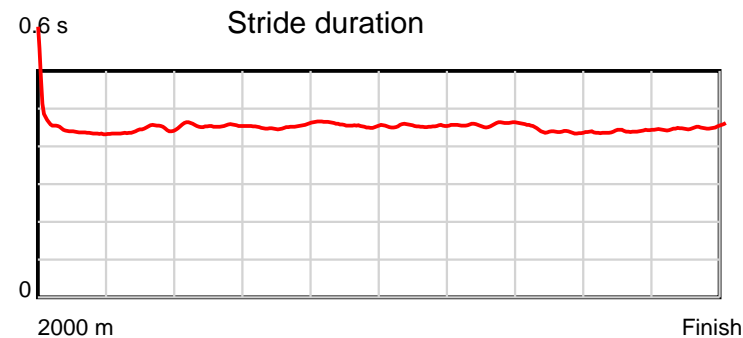
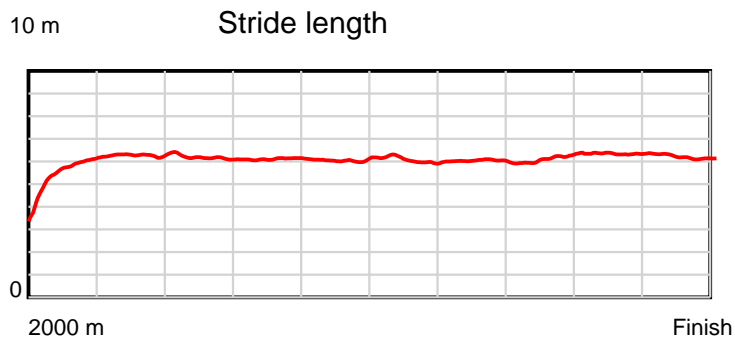
Disclaimer.

HRNZ and NZMTC and Thoroughbred Ratings Pty Ltd accepts no responsibility for the completeness or accuracy of any of the information contained herein, and makes no representations about its suitability for any particular purpose. Users should make their own judgements about those matters and/or seek independent advice. You assume all risks associated with use of the data provided on this page.

Race Results

July 13, 2025, Race 3, THE FITZ 2 SPORTS BAR, WALTHAM PACE, Distance 2000m, Addington - Survey 3200m

Result	TAB no.	Horse (Barrier)	2000 to	1800m to	1600m to	1400m to	1200m to	1000m to	800m to	600m to	400m to	200m to	Total or	Margin
6th	7	Vesta (7)	1800m	1600m	1400m	1200m	1000m	800m	600m	400m	200m	WP	Average	
		Position in running (margin)	-	5(9.5)	7(13.8)	7(16.7)	7(12.1)	7(9.2)	6(5.4)	4(3.5)	5(2.8)	5(2.4)		2.00
		Sectional time (s)	17.16	14.85	15.05	14.91	15.60	15.37	15.31	14.55	14.06	14.66		
		Cumulative time (s)	151.52	134.36	119.51	104.46	89.55	73.95	58.58	43.27	28.72	14.66	2:31.52	
		Speed (m/s)	11.65	13.47	13.29	13.41	12.82	13.01	13.06	13.75	14.22	13.64	13.20	
		Stride length (m)	5.50	5.98	6.05	6.08	5.85	5.91	5.99	6.04	6.26	6.15	5.98	
		Stride duration (s)	0.445	0.444	0.455	0.453	0.456	0.454	0.459	0.440	0.440	0.451	0.453	
		Stride efficiency (%)	47.26	55.95	57.20	57.71	53.47	54.56	56.07	57.09	61.33	59.19	55.80	
		Stride count	36.37	33.42	33.06	32.91	34.19	33.85	33.39	33.09	31.92	32.50	334.70	



Note: Horizontal distance axis grid lines are 200m furlongs.

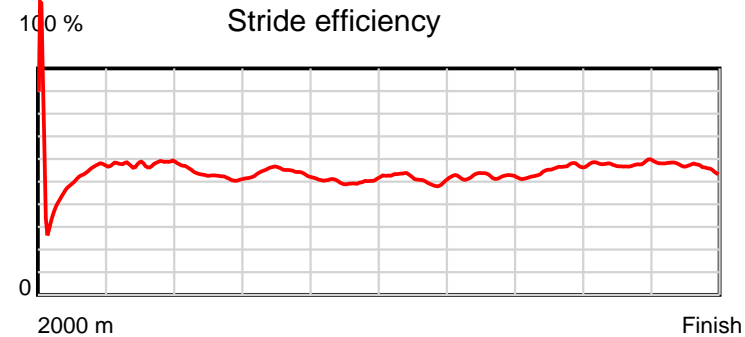
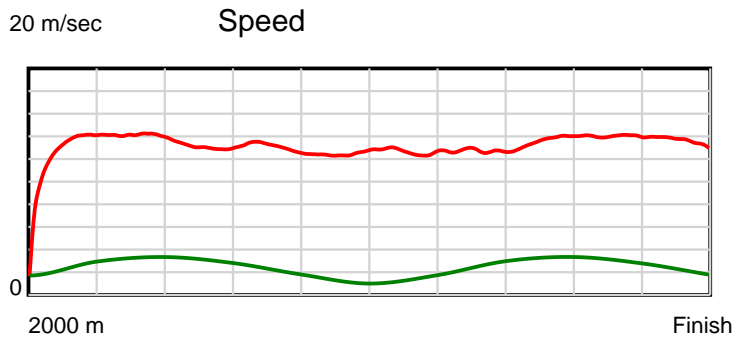
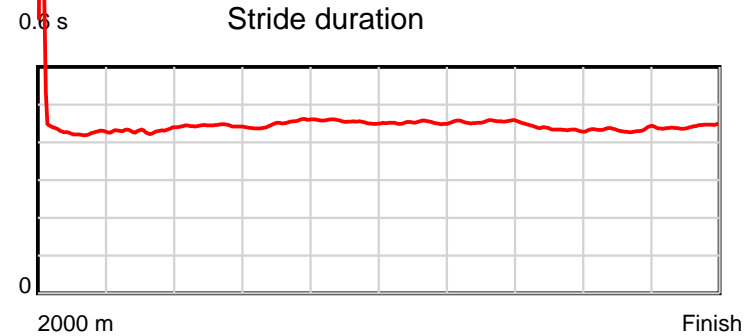
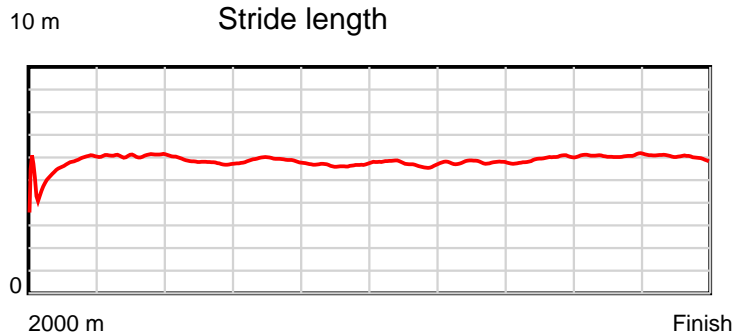
Disclaimer.

HRNZ and NZMTC and Thoroughbred Ratings Pty Ltd accepts no responsibility for the completeness or accuracy of any of the information contained herein, and makes no representations about its suitability for any particular purpose. Users should make their own judgements about those matters and/or seek independent advice. You assume all risks associated with use of the data provided on this page.

Race Results

July 13, 2025, Race 3, THE FITZ 2 SPORTS BAR, WALTHAM PACE, Distance 2000m, Addington - Survey 3200m

Result	TAB no.	Horse (Barrier)	2000 to	1800m to	1600m to	1400m to	1200m to	1000m to	800m to	600m to	400m to	200m to	Total or	Margin
7th	3	Blastfromthepea... (3)	1800m	1600m	1400m	1200m	1000m	800m	600m	400m	200m	WP	Average	
		Position in running (margin)	-	2(2.4)	3(2.7)	3(6.4)	3(3.7)	3(4.2)	3(3.6)	5(4.0)	6(3.3)	7(3.4)		2.70
		Sectional time (s)	15.90	14.17	15.19	15.23	16.17	15.90	15.69	14.55	14.16	14.68		
		Cumulative time (s)	151.64	135.74	121.57	106.38	91.15	74.98	59.08	43.39	28.84	14.68	2:31.64	
		Speed (m/s)	12.58	14.11	13.17	13.13	12.37	12.58	12.75	13.75	14.12	13.62	13.19	
		Stride length (m)	5.49	6.08	5.85	5.91	5.63	5.69	5.80	6.00	6.13	6.03	5.85	
		Stride duration (s)	0.434	0.431	0.444	0.450	0.455	0.452	0.455	0.436	0.434	0.442	0.444	
		Stride efficiency (%)	47.05	57.85	53.48	54.56	49.54	50.57	52.59	56.22	58.70	56.76	53.54	
		Stride count	36.45	32.87	34.19	33.85	35.52	35.16	34.48	33.35	32.63	33.19	341.69	



Note: Horizontal distance axis grid lines are 200m furlongs.

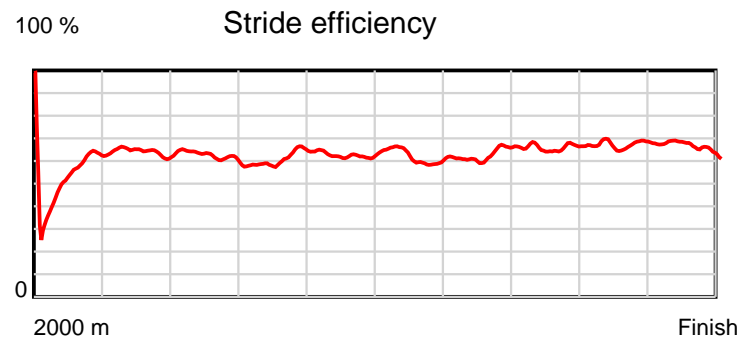
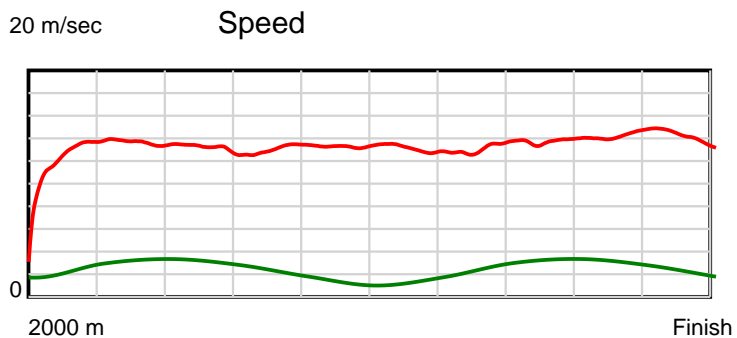
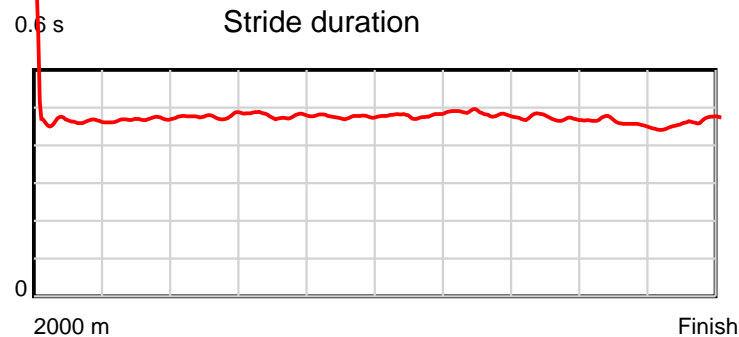
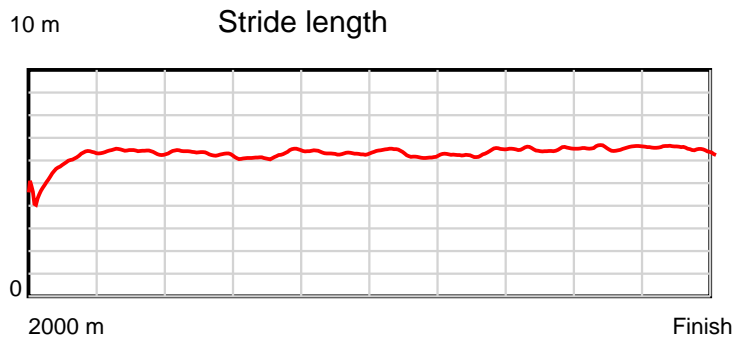
Disclaimer.

HRNZ and NZMTC and Thoroughbred Ratings Pty Ltd accepts no responsibility for the completeness or accuracy of any of the information contained herein, and makes no representations about its suitability for any particular purpose. Users should make their own judgements about those matters and/or seek independent advice. You assume all risks associated with use of the data provided on this page.

Race Results

July 13, 2025, Race 3, THE FITZ 2 SPORTS BAR, WALTHAM PACE, Distance 2000m, Addington - Survey 3200m

Result	TAB no.	Horse (Barrier)	2000 to 1800m	1800m to 1600m	1600m to 1400m	1400m to 1200m	1200m to 1000m	1000m to 800m	800m to 600m	600m to 400m	400m to 200m	200m to WP	Total or Average	Margin
8th	5	Interrigator (5)												
		Position in running (margin)	-	6(10.2)	9(16.1)	11(21.9)	12(19.7)	12(14.8)	11(11.5)	12(9.4)	12(9.8)	11(9.4)		6.50
		Sectional time (s)	17.17	15.10	15.54	15.30	15.28	15.44	15.28	14.72	14.08	14.43		
		Cumulative time (s)	152.34	135.17	120.07	104.53	89.23	73.95	58.51	43.23	28.51	14.43	2:32.34	
		Speed (m/s)	11.65	13.25	12.87	13.07	13.09	12.95	13.09	13.59	14.20	13.86	13.13	
		Stride length (m)	5.65	6.21	6.15	6.25	6.24	6.22	6.33	6.41	6.52	6.41	6.23	
		Stride duration (s)	0.464	0.469	0.478	0.478	0.477	0.480	0.484	0.471	0.459	0.462	0.475	
		Stride efficiency (%)	49.97	60.23	59.17	61.08	60.83	60.38	62.66	64.13	66.47	64.13	60.66	
		Stride count	35.37	32.22	32.50	31.99	32.06	32.17	31.58	31.22	30.67	31.22	321.00	



Note: Horizontal distance axis grid lines are 200m furlongs.

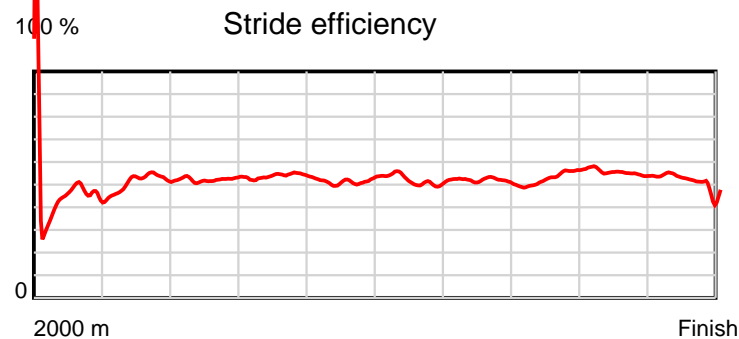
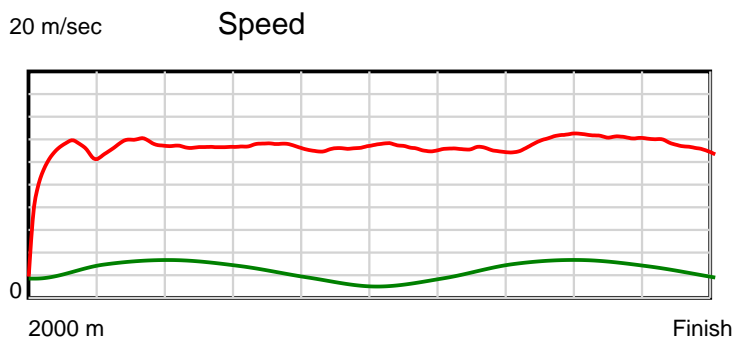
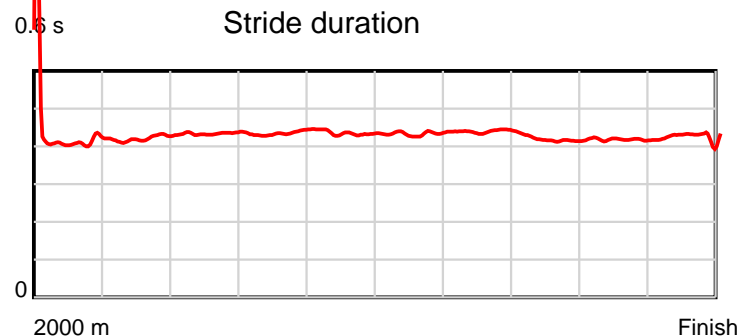
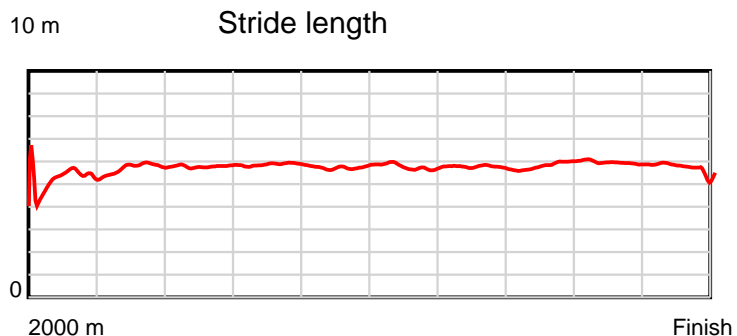
Disclaimer.

HRNZ and NZMTC and Thoroughbred Ratings Pty Ltd accepts no responsibility for the completeness or accuracy of any of the information contained herein, and makes no representations about its suitability for any particular purpose. Users should make their own judgements about those matters and/or seek independent advice. You assume all risks associated with use of the data provided on this page.

Race Results

July 13, 2025, Race 3, THE FITZ 2 SPORTS BAR, WALTHAM PACE, Distance 2000m, Addington - Survey 3200m

Result	TAB no.	Horse (Barrier)	2000 to	1800m to	1600m to	1400m to	1200m to	1000m to	800m to	600m to	400m to	200m to	Total or	Margin
9th	13	Wyda Wake (11)	1800m	1600m	1400m	1200m	1000m	800m	600m	400m	200m	WP	Average	
		Position in running (margin)	-	8(10.6)	8(15.4)	9(18.9)	9(13.9)	9(10.8)	8(7.6)	6(5.2)	8(4.3)	8(5.5)		6.50
		Sectional time (s)	17.24	14.94	15.16	14.84	15.57	15.46	15.23	14.51	14.34	15.05		
		Cumulative time (s)	152.34	135.10	120.16	105.00	90.16	74.59	59.13	43.90	29.39	15.05	2:32.34	
		Speed (m/s)	11.60	13.39	13.19	13.48	12.85	12.94	13.13	13.78	13.95	13.29	13.13	
		Stride length (m)	5.17	5.64	5.72	5.86	5.59	5.61	5.78	5.76	5.83	5.68	5.66	
		Stride duration (s)	0.414	0.421	0.434	0.435	0.435	0.434	0.440	0.418	0.418	0.427	0.431	
		Stride efficiency (%)	41.69	49.71	51.21	53.75	48.85	49.19	52.14	51.91	53.14	50.41	50.03	
		Stride count	38.72	35.46	34.94	34.10	35.77	35.65	34.63	34.70	34.30	35.21	353.48	



Note: Horizontal distance axis grid lines are 200m furlongs.

Disclaimer.

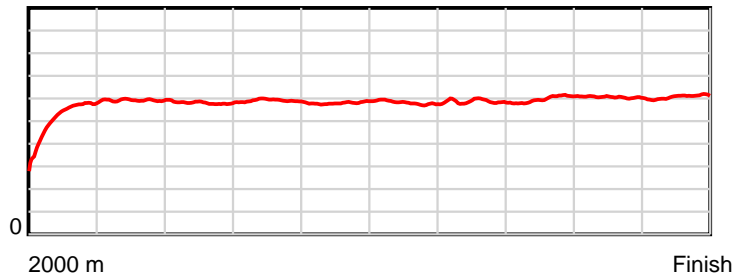
HRNZ and NZMTC and Thoroughbred Ratings Pty Ltd accepts no responsibility for the completeness or accuracy of any of the information contained herein, and makes no representations about its suitability for any particular purpose. Users should make their own judgements about those matters and/or seek independent advice. You assume all risks associated with use of the data provided on this page.

Race Results

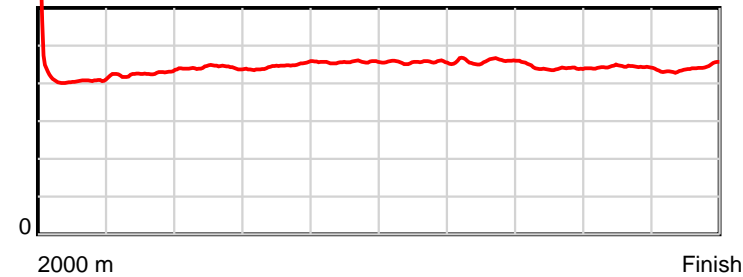
July 13, 2025, Race 3, THE FITZ 2 SPORTS BAR, WALTHAM PACE, Distance 2000m, Addington - Survey 3200m

Result	TAB no.	Horse (Barrier)	2000 to 1800m	1800m to 1600m	1600m to 1400m	1400m to 1200m	1200m to 1000m	1000m to 800m	800m to 600m	600m to 400m	400m to 200m	200m to WP	Total or Average	Margin
10th	4	Glitterati (4)												
		Position in running (margin)	-	4(5.5)	4(7.6)	4(11.5)	4(8.0)	4(6.7)	5(5.2)	8(5.7)	9(5.9)	9(8.7)		6.50
		Sectional time (s)	16.44	14.48	15.22	15.10	15.86	15.75	15.71	14.70	14.60	14.48		
		Cumulative time (s)	152.34	135.90	121.42	106.20	91.10	75.24	59.49	43.78	29.08	14.48	2:32.34	
		Speed (m/s)	12.16	13.81	13.14	13.25	12.61	12.70	12.73	13.61	13.70	13.81	13.13	
		Stride length (m)	5.20	5.89	5.80	5.91	5.75	5.79	5.85	5.99	6.07	6.08	5.82	
		Stride duration (s)	0.413	0.426	0.442	0.446	0.456	0.456	0.459	0.441	0.443	0.441	0.444	
		Stride efficiency (%)	42.23	54.20	52.64	54.65	51.65	52.47	53.42	56.14	57.54	57.85	53.00	
		Stride count	38.47	33.96	34.46	33.82	34.79	34.51	34.21	33.37	32.96	32.87	343.42	

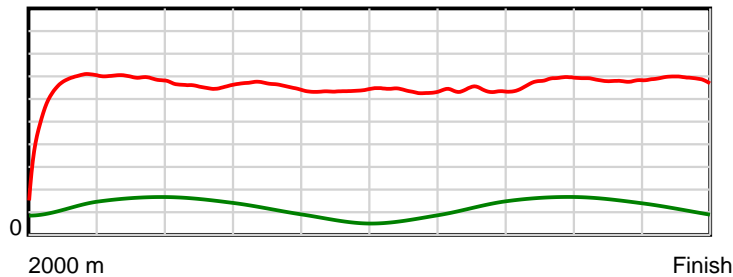
10 m Stride length



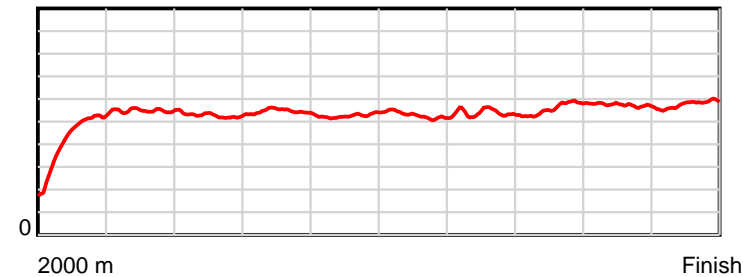
0.6 s Stride duration



20 m/sec Speed



100 % Stride efficiency



Note: Horizontal distance axis grid lines are 200m furlongs.

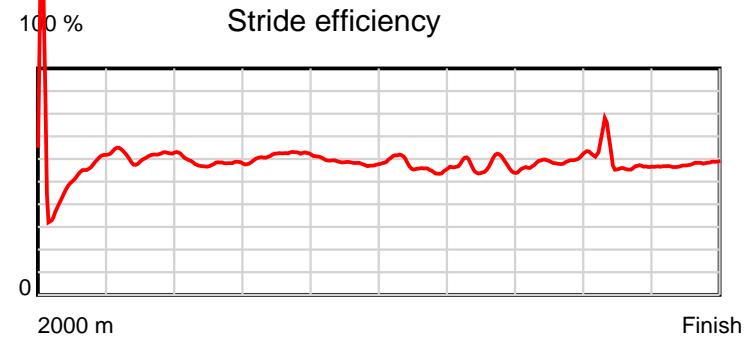
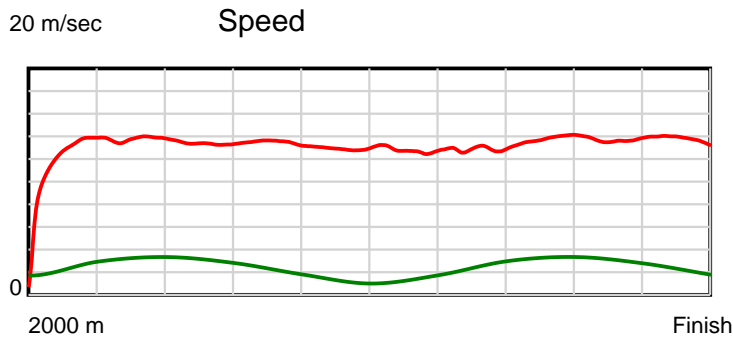
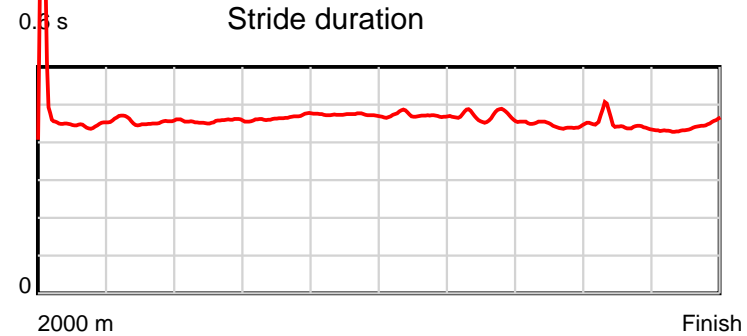
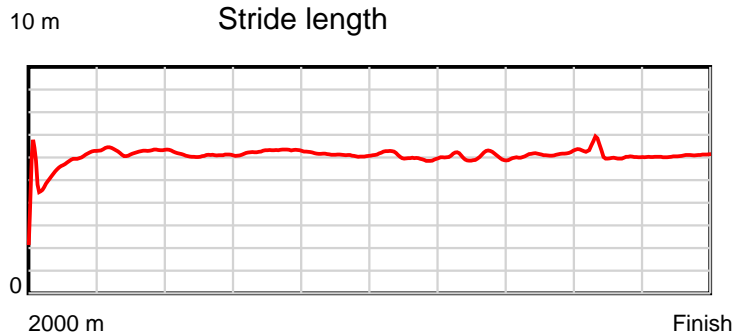
Disclaimer.

HRNZ and NZMTC and Thoroughbred Ratings Pty Ltd accepts no responsibility for the completeness or accuracy of any of the information contained herein, and makes no representations about its suitability for any particular purpose. Users should make their own judgements about those matters and/or seek independent advice. You assume all risks associated with use of the data provided on this page.

Race Results

July 13, 2025, Race 3, THE FITZ 2 SPORTS BAR, WALTHAM PACE, Distance 2000m, Addington - Survey 3200m

Result	TAB no.	Horse (Barrier)	2000 to	1800m to	1600m to	1400m to	1200m to	1000m to	800m to	600m to	400m to	200m to	Total or	Margin
11th	9	Riley John (8)	1800m	1600m	1400m	1200m	1000m	800m	600m	400m	200m	WP	Average	
		Position in running (margin)	-	11(12.9)	10(16.3)	8(18.3)	8(13.3)	8(10.6)	9(9.6)	11(9.4)	11(8.4)	12(10.7)		8.90
		Sectional time (s)	17.69	14.69	14.90	14.85	15.65	15.82	15.59	14.50	14.53	14.54		
		Cumulative time (s)	152.76	135.07	120.38	105.48	90.63	74.98	59.16	43.57	29.07	14.54	2:32.76	
		Speed (m/s)	11.30	13.61	13.42	13.47	12.78	12.64	12.83	13.79	13.76	13.76	13.09	
		Stride length (m)	5.54	6.22	6.12	6.27	6.05	5.97	6.02	6.15	6.14	6.08	6.05	
		Stride duration (s)	0.462	0.457	0.456	0.466	0.473	0.472	0.469	0.446	0.446	0.442	0.462	
		Stride efficiency (%)	48.00	60.42	58.48	61.48	57.12	55.61	56.63	59.19	58.88	57.82	57.18	
		Stride count	36.09	32.16	32.69	31.89	33.08	33.53	33.22	32.50	32.58	32.88	330.62	



Note: Horizontal distance axis grid lines are 200m furlongs.

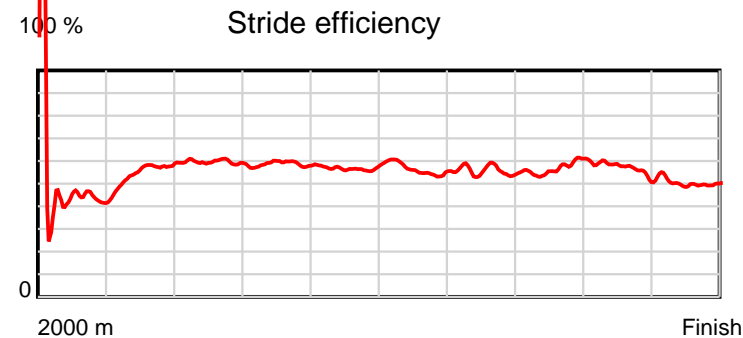
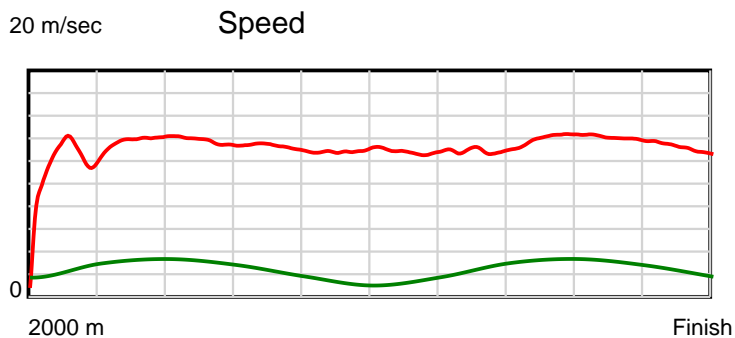
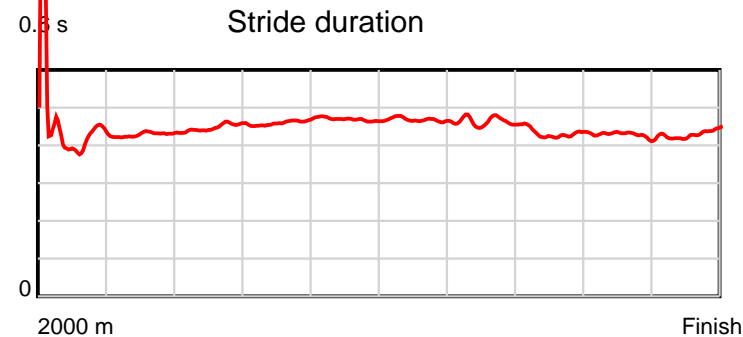
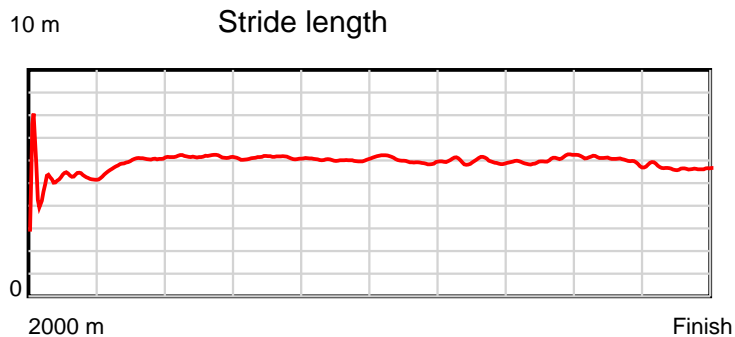
Disclaimer.

HRNZ and NZMTC and Thoroughbred Ratings Pty Ltd accepts no responsibility for the completeness or accuracy of any of the information contained herein, and makes no representations about its suitability for any particular purpose. Users should make their own judgements about those matters and/or seek independent advice. You assume all risks associated with use of the data provided on this page.

Race Results

July 13, 2025, Race 3, THE FITZ 2 SPORTS BAR, WALTHAM PACE, Distance 2000m, Addington - Survey 3200m

Result	TAB no.	Horse (Barrier)	2000 to 1800m	1800m to 1600m	1600m to 1400m	1400m to 1200m	1200m to 1000m	1000m to 800m	800m to 600m	600m to 400m	400m to 200m	200m to WP	Total or Average	Margin
12th	1	Dragonhill (1)												
		Position in running (margin)	-	9(10.8)	6(13.4)	5(13.3)	5(9.9)	6(8.5)	7(7.3)	10(7.3)	10(7.3)	10(9.2)		11.40
		Sectional time (s)	17.32	14.56	14.56	15.11	15.86	15.78	15.63	14.66	14.46	15.28		
		Cumulative time (s)	153.22	135.90	121.34	106.78	91.67	75.81	60.03	44.40	29.74	15.28	2:33.22	
		Speed (m/s)	11.55	13.74	13.74	13.24	12.61	12.67	12.80	13.64	13.83	13.09	13.05	
		Stride length (m)	5.13	5.89	6.16	6.08	5.90	5.93	5.92	5.89	5.91	5.64	5.83	
		Stride duration (s)	0.439	0.428	0.448	0.459	0.468	0.468	0.463	0.432	0.427	0.431	0.447	
		Stride efficiency (%)	41.05	54.14	59.22	57.79	54.48	54.92	54.81	54.29	54.56	49.77	53.14	
		Stride count	39.02	33.98	32.49	32.89	33.87	33.73	33.77	33.93	33.85	35.44	342.97	



Note: Horizontal distance axis grid lines are 200m furlongs.

Disclaimer.

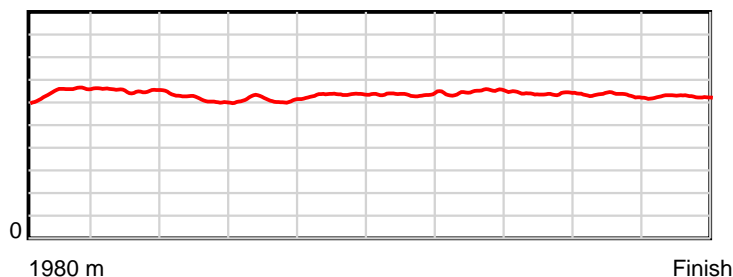
HRNZ and NZMTC and Thoroughbred Ratings Pty Ltd accepts no responsibility for the completeness or accuracy of any of the information contained herein, and makes no representations about its suitability for any particular purpose. Users should make their own judgements about those matters and/or seek independent advice. You assume all risks associated with use of the data provided on this page.

Race Results

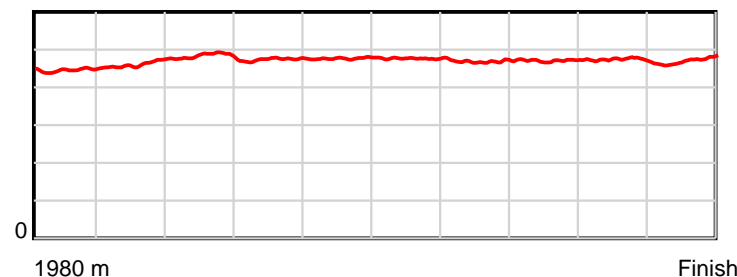
July 13, 2025, Race 4, , Distance 1980m, Addington - Survey 1980m

Result	TAB no.	Horse (Barrier)	1980 to	1800m to	1600m to	1400m to	1200m to	1000m to	800m to	600m to	400m to	200m to	Total or	Margin
1st	3	Belmont Valor (3)	1800m	1600m	1400m	1200m	1000m	800m	600m	400m	200m	WP	Average	
		Position in running (margin)	-	2(0.9)	1(0.0)	1(0.0)	4(2.2)	2(1.7)	3(2.1)	3(1.9)	3(3.1)	2(1.6)		0.00
		Sectional time (s)	12.60	14.46	15.66	15.58	15.31	15.24	14.56	14.89	14.83	15.17		
		Cumulative time (s)	148.30	135.70	121.24	105.58	90.00	74.69	59.45	44.89	30.00	15.17	2:28.30	
		Speed (m/s)	14.29	13.83	12.77	12.84	13.06	13.12	13.74	13.43	13.49	13.18	13.35	
		Stride length (m)	6.43	6.39	6.17	6.09	6.23	6.25	6.43	6.33	6.38	6.22	6.29	
		Stride duration (s)	0.445	0.462	0.483	0.474	0.477	0.476	0.468	0.471	0.473	0.472	0.471	
		Stride efficiency (%)	64.61	63.78	59.44	57.97	60.60	61.03	64.63	62.57	63.62	60.46	61.78	
		Stride count	27.99	31.31	32.43	32.84	32.12	32.00	31.10	31.61	31.34	32.15	314.89	

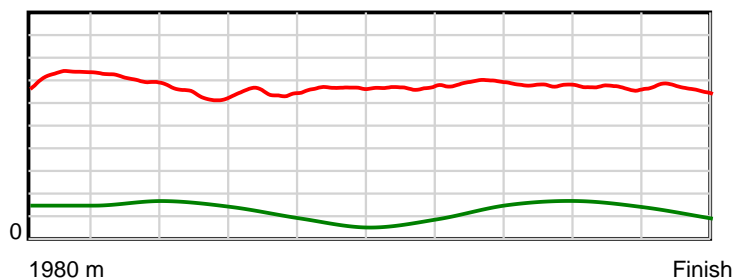
10 m Stride length



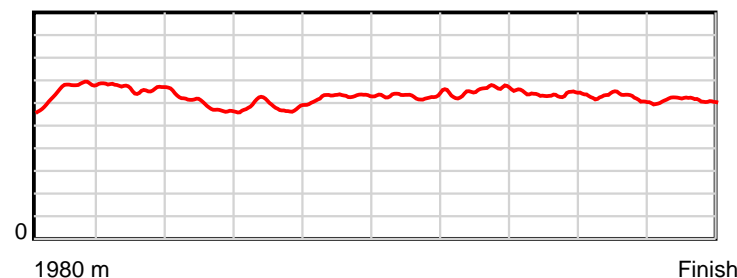
0.6 s Stride duration



20 m/sec Speed



100 % Stride efficiency



Note: Horizontal distance axis grid lines are 200m furlongs.

Disclaimer.

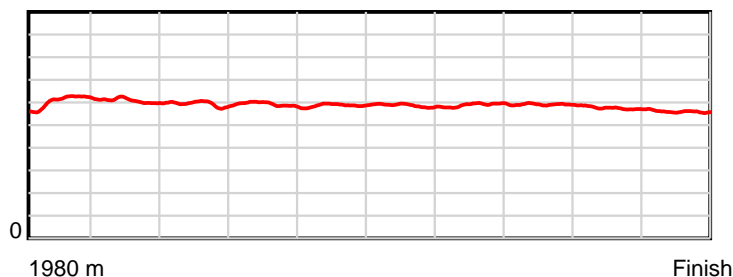
HRNZ and NZMTC and Thoroughbred Ratings Pty Ltd accepts no responsibility for the completeness or accuracy of any of the information contained herein, and makes no representations about its suitability for any particular purpose. Users should make their own judgements about those matters and/or seek independent advice. You assume all risks associated with use of the data provided on this page.

Race Results

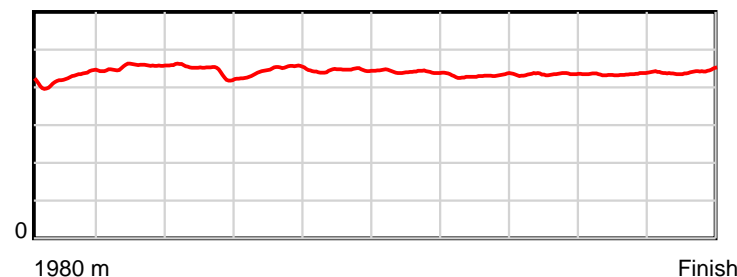
July 13, 2025, Race 4, , Distance 1980m, Addington - Survey 1980m

Result	TAB no.	Horse (Barrier)	1980 to	1800m to	1600m to	1400m to	1200m to	1000m to	800m to	600m to	400m to	200m to	Total or	Margin
2nd	2	Kalatra (2)	1800m	1600m	1400m	1200m	1000m	800m	600m	400m	200m	WP	Average	
		Position in running (margin)	-	4(1.9)	4(5.1)	2(1.1)	1(0.0)	1(0.0)	1(0.0)	1(0.0)	1(0.0)	1(0.0)		2.60
		Sectional time (s)	12.85	15.15	15.01	15.03	15.38	15.18	14.59	14.69	15.08	15.81		
		Cumulative time (s)	148.77	135.92	120.77	105.76	90.73	75.35	60.17	45.58	30.89	15.81	2:28.77	
		Speed (m/s)	14.01	13.20	13.32	13.31	13.00	13.18	13.71	13.61	13.26	12.65	13.31	
		Stride length (m)	6.05	6.01	5.93	5.94	5.79	5.81	5.90	5.92	5.77	5.59	5.87	
		Stride duration (s)	0.425	0.455	0.445	0.446	0.445	0.441	0.431	0.435	0.435	0.442	0.441	
		Stride efficiency (%)	57.11	56.48	54.94	55.07	52.39	52.80	54.46	54.74	52.11	48.79	53.78	
		Stride count	29.78	33.27	33.73	33.69	34.54	34.41	33.88	33.79	34.63	35.79	337.51	

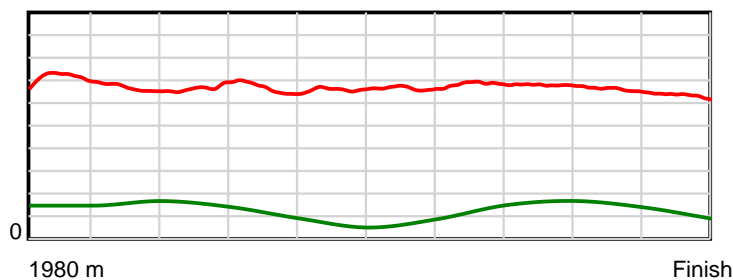
10 m Stride length



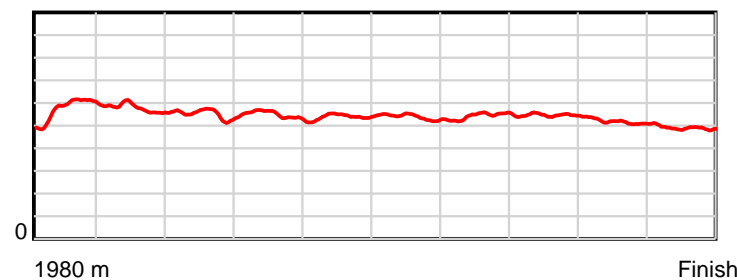
0.6 s Stride duration



20 m/sec Speed



100 % Stride efficiency



Note: Horizontal distance axis grid lines are 200m furlongs.

Disclaimer.

HRNZ and NZMTC and Thoroughbred Ratings Pty Ltd accepts no responsibility for the completeness or accuracy of any of the information contained herein, and makes no representations about its suitability for any particular purpose. Users should make their own judgements about those matters and/or seek independent advice. You assume all risks associated with use of the data provided on this page.

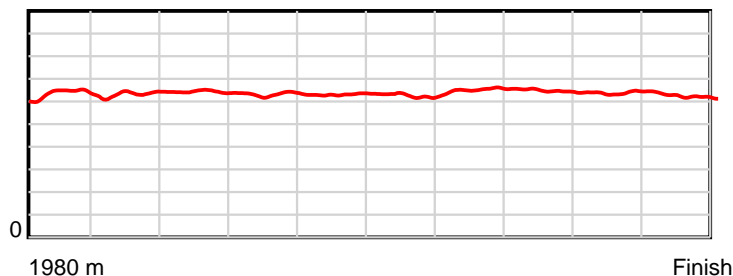


Race Results

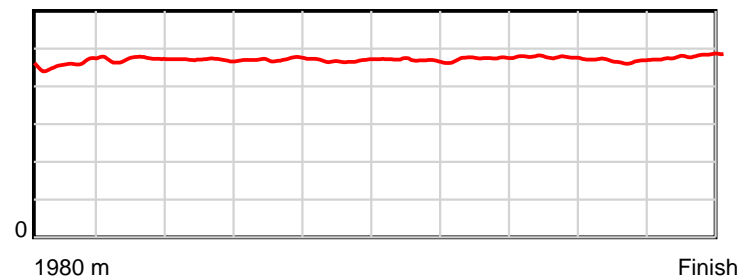
July 13, 2025, Race 4, , Distance 1980m, Addington - Survey 1980m

Result	TAB no.	Horse (Barrier)	1980 to	1800m to	1600m to	1400m to	1200m to	1000m to	800m to	600m to	400m to	200m to	Total or	Margin
3rd	8	Ivona Dadic (7)	1800m	1600m	1400m	1200m	1000m	800m	600m	400m	200m	WP	Average	
		Position in running (margin)	-	7(4.5)	8(8.6)	6(3.7)	2(1.7)	3(2.1)	4(3.7)	4(3.4)	4(4.5)	3(1.8)		3.00
		Sectional time (s)	13.44	15.28	14.86	14.88	15.44	15.45	14.53	14.88	14.62	15.46		
		Cumulative time (s)	148.84	135.40	120.12	105.26	90.38	74.94	59.49	44.96	30.08	15.46	2:28.84	
		Speed (m/s)	13.39	13.09	13.46	13.44	12.95	12.94	13.76	13.44	13.68	12.94	13.30	
		Stride length (m)	6.30	6.18	6.33	6.34	6.06	6.06	6.55	6.41	6.40	6.23	6.28	
		Stride duration (s)	0.459	0.472	0.470	0.472	0.468	0.469	0.476	0.477	0.468	0.482	0.472	
		Stride efficiency (%)	62.09	59.71	62.66	62.85	57.45	57.47	67.09	64.11	63.93	60.68	61.70	
		Stride count	28.56	32.35	31.58	31.54	32.98	32.98	30.52	31.22	31.27	32.10	315.10	

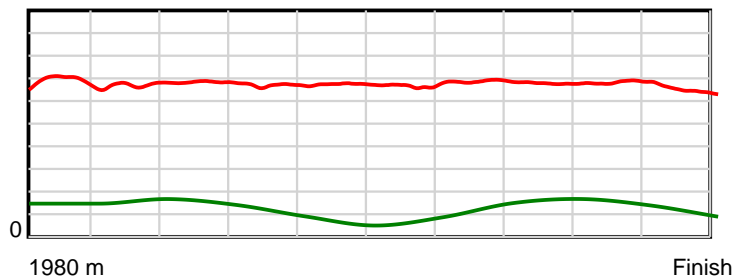
10 m Stride length



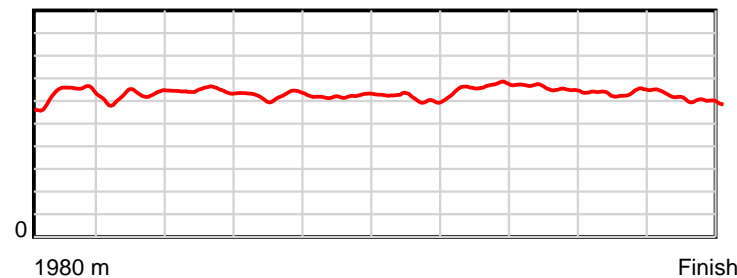
0.6 s Stride duration



20 m/sec Speed



100 % Stride efficiency



Note: Horizontal distance axis grid lines are 200m furlongs.

Disclaimer.

HRNZ and NZMTC and Thoroughbred Ratings Pty Ltd accepts no responsibility for the completeness or accuracy of any of the information contained herein, and makes no representations about its suitability for any particular purpose. Users should make their own judgements about those matters and/or seek independent advice. You assume all risks associated with use of the data provided on this page.

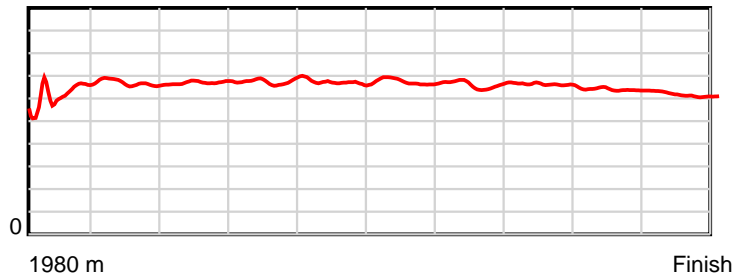


Race Results

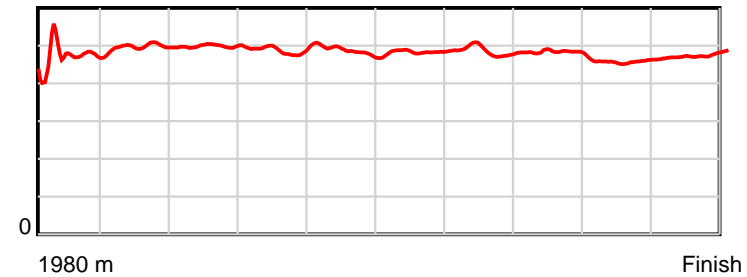
July 13, 2025, Race 4, , Distance 1980m, Addington - Survey 1980m

Result	TAB no.	Horse (Barrier)	1980 to	1800m to	1600m to	1400m to	1200m to	1000m to	800m to	600m to	400m to	200m to	Total or	Margin
4th	9	Raknruin (8)	1800m	1600m	1400m	1200m	1000m	800m	600m	400m	200m	WP	Average	
		Position in running (margin)	-	11(9.8)	11(13.4)	11(10.1)	8(5.7)	7(4.8)	5(4.1)	6(5.1)	5(5.7)	5(3.3)		4.10
		Sectional time (s)	14.22	15.22	15.10	14.48	15.23	15.07	14.74	14.80	14.66	15.53		
		Cumulative time (s)	149.05	134.83	119.61	104.51	90.03	74.80	59.73	44.99	30.19	15.53	2:29.05	
		Speed (m/s)	12.66	13.14	13.25	13.81	13.13	13.27	13.57	13.51	13.64	12.88	13.28	
		Stride length (m)	6.14	6.54	6.60	6.75	6.37	6.43	6.58	6.49	6.25	6.13	6.42	
		Stride duration (s)	0.473	0.498	0.498	0.488	0.485	0.484	0.485	0.480	0.459	0.476	0.484	
		Stride efficiency (%)	58.90	66.78	68.08	71.14	63.44	64.56	67.66	65.75	61.13	58.70	64.50	
		Stride count	29.32	30.59	30.30	29.64	31.39	31.12	30.39	30.83	31.98	32.63	308.19	

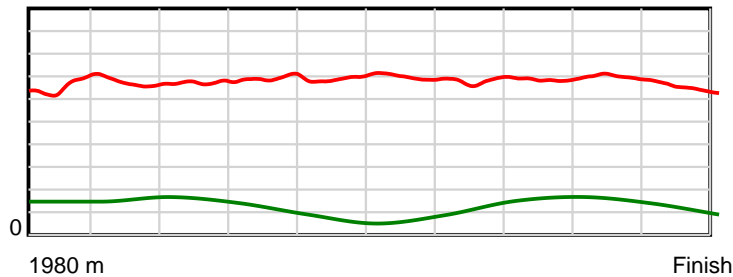
10 m Stride length



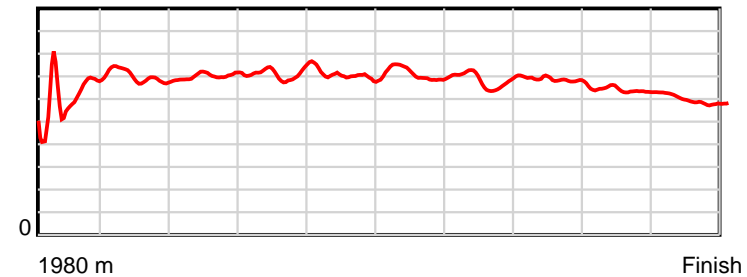
0.6 s Stride duration



20 m/sec Speed



100 % Stride efficiency



Note: Horizontal distance axis grid lines are 200m furlongs.

Disclaimer.

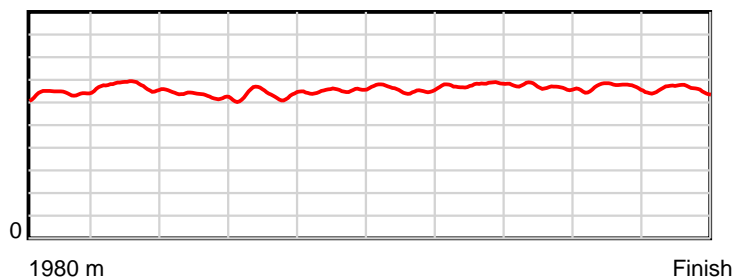
HRNZ and NZMTC and Thoroughbred Ratings Pty Ltd accepts no responsibility for the completeness or accuracy of any of the information contained herein, and makes no representations about its suitability for any particular purpose. Users should make their own judgements about those matters and/or seek independent advice. You assume all risks associated with use of the data provided on this page.

Race Results

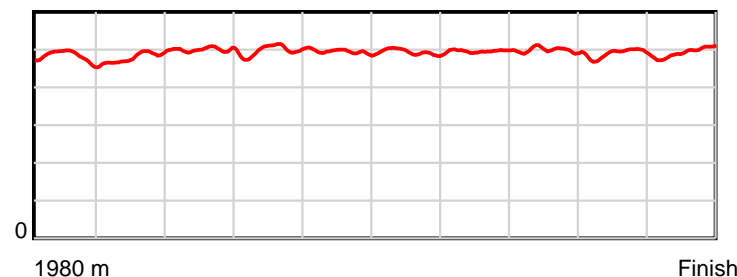
July 13, 2025, Race 4, , Distance 1980m, Addington - Survey 1980m

Result	TAB no.	Horse (Barrier)	1980 to	1800m to	1600m to	1400m to	1200m to	1000m to	800m to	600m to	400m to	200m to	Total or	Margin
5th	7	Sweet Dreams (6)	1800m	1600m	1400m	1200m	1000m	800m	600m	400m	200m	WP	Average	
		Position in running (margin)	-	10(7.4)	5(5.4)	8(5.4)	11(7.9)	10(7.7)	10(8.1)	9(8.3)	10(9.5)	10(6.5)		4.50
		Sectional time (s)	13.83	14.27	15.67	15.62	15.35	15.25	14.62	14.88	14.59	15.03		
		Cumulative time (s)	149.11	135.28	121.01	105.34	89.72	74.37	59.12	44.50	29.62	15.03	2:29.11	
		Speed (m/s)	13.02	14.02	12.76	12.80	13.03	13.11	13.68	13.44	13.71	13.31	13.28	
		Stride length (m)	6.38	6.74	6.39	6.36	6.43	6.47	6.79	6.70	6.71	6.58	6.55	
		Stride duration (s)	0.482	0.481	0.500	0.497	0.494	0.493	0.497	0.498	0.489	0.494	0.494	
		Stride efficiency (%)	63.63	70.94	63.73	63.30	64.70	65.46	72.10	70.16	70.26	67.63	67.11	
		Stride count	28.21	29.68	31.32	31.42	31.08	30.90	29.44	29.85	29.83	30.40	302.13	

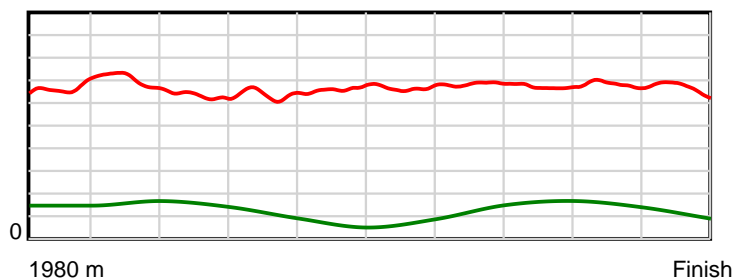
10 m Stride length



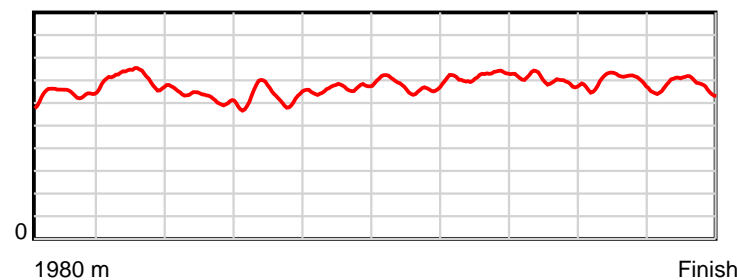
0.6 s Stride duration



20 m/sec Speed



100 % Stride efficiency



Note: Horizontal distance axis grid lines are 200m furlongs.

Disclaimer.

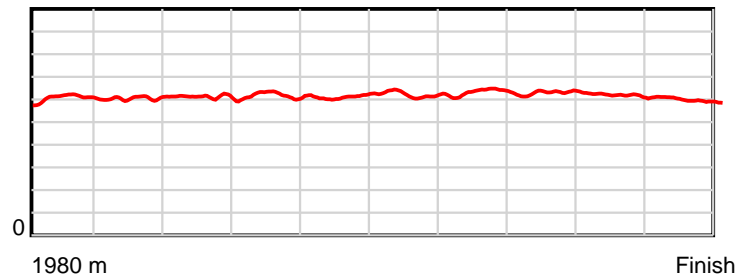
HRNZ and NZMTC and Thoroughbred Ratings Pty Ltd accepts no responsibility for the completeness or accuracy of any of the information contained herein, and makes no representations about its suitability for any particular purpose. Users should make their own judgements about those matters and/or seek independent advice. You assume all risks associated with use of the data provided on this page.

Race Results

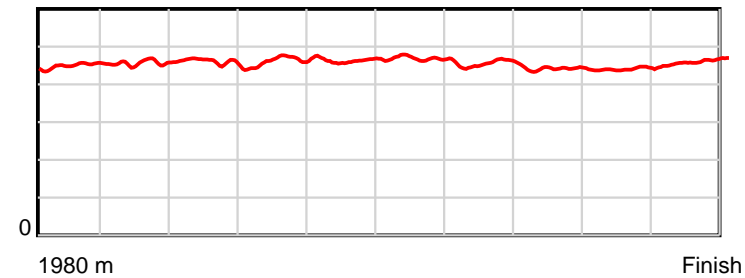
July 13, 2025, Race 4, , Distance 1980m, Addington - Survey 1980m

Result	TAB no.	Horse (Barrier)	1980 to	1800m to	1600m to	1400m to	1200m to	1000m to	800m to	600m to	400m to	200m to	Total or	Margin
6th	6	Shapely (5)	1800m	1600m	1400m	1200m	1000m	800m	600m	400m	200m	WP	Average	
		Position in running (margin)	-	9(6.6)	10(11.1)	10(8.2)	10(6.4)	11(7.8)	11(9.9)	10(8.5)	7(6.6)	6(4.4)		4.80
		Sectional time (s)	13.71	15.38	15.17	14.91	15.61	15.54	14.35	14.38	14.70	15.42		
		Cumulative time (s)	149.17	135.46	120.08	104.91	90.00	74.39	58.85	44.50	30.12	15.42	2:29.17	
		Speed (m/s)	13.13	13.00	13.18	13.41	12.81	12.87	13.94	13.91	13.61	12.97	13.27	
		Stride length (m)	6.04	5.94	6.06	6.19	5.93	6.04	6.33	6.13	6.00	5.99	6.06	
		Stride duration (s)	0.450	0.457	0.460	0.462	0.463	0.469	0.454	0.441	0.441	0.462	0.457	
		Stride efficiency (%)	57.01	55.12	57.42	59.92	55.01	56.92	62.60	58.74	56.34	56.03	57.45	
		Stride count	29.80	33.67	32.99	32.30	33.71	33.14	31.60	32.62	33.31	33.40	326.54	

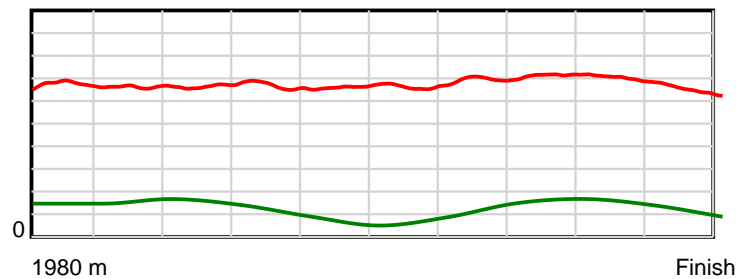
10 m Stride length



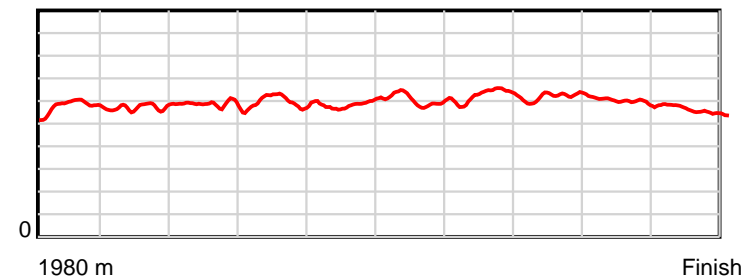
0.6 s Stride duration



20 m/sec Speed



100 % Stride efficiency



Note: Horizontal distance axis grid lines are 200m furlongs.

Disclaimer.

HRNZ and NZMTC and Thoroughbred Ratings Pty Ltd accepts no responsibility for the completeness or accuracy of any of the information contained herein, and makes no representations about its suitability for any particular purpose. Users should make their own judgements about those matters and/or seek independent advice. You assume all risks associated with use of the data provided on this page.

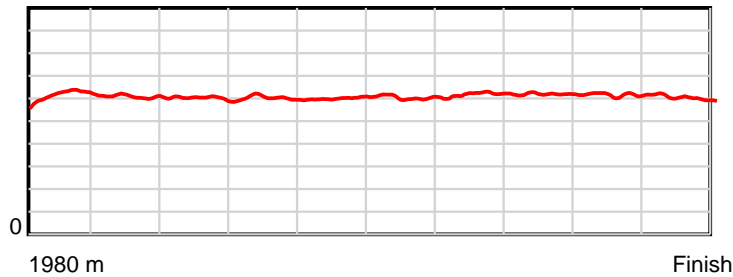


Race Results

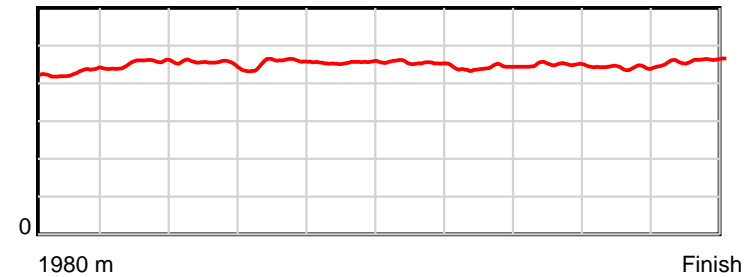
July 13, 2025, Race 4, , Distance 1980m, Addington - Survey 1980m

Result	TAB no.	Horse (Barrier)	1980 to	1800m to	1600m to	1400m to	1200m to	1000m to	800m to	600m to	400m to	200m to	Total or	Margin
7th	11	My Ten Guitars (10)	1800m	1600m	1400m	1200m	1000m	800m	600m	400m	200m	WP	Average	
		Position in running (margin)	-	6(3.9)	7(7.3)	7(4.7)	7(4.6)	9(6.3)	9(8.0)	8(6.6)	9(7.6)	7(4.8)		4.90
		Sectional time (s)	12.99	15.18	15.24	15.20	15.65	15.48	14.34	14.85	14.62	15.64		
		Cumulative time (s)	149.19	136.20	121.02	105.78	90.58	74.93	59.45	45.11	30.26	15.64	2:29.19	
		Speed (m/s)	13.86	13.18	13.12	13.16	12.78	12.92	13.95	13.47	13.68	12.79	13.27	
		Stride length (m)	6.09	5.98	5.96	5.98	5.82	5.87	6.15	6.05	6.06	5.90	5.98	
		Stride duration (s)	0.429	0.454	0.454	0.454	0.455	0.454	0.441	0.449	0.443	0.461	0.451	
		Stride efficiency (%)	58.00	55.83	55.50	55.89	52.90	53.87	59.02	57.13	57.37	54.33	55.92	
		Stride count	29.54	33.46	33.56	33.44	34.37	34.06	32.54	33.08	33.01	33.92	330.98	

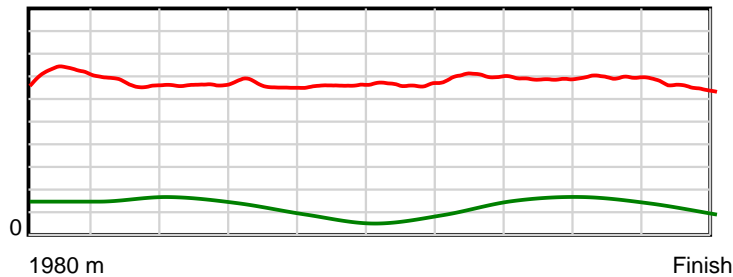
10 m Stride length



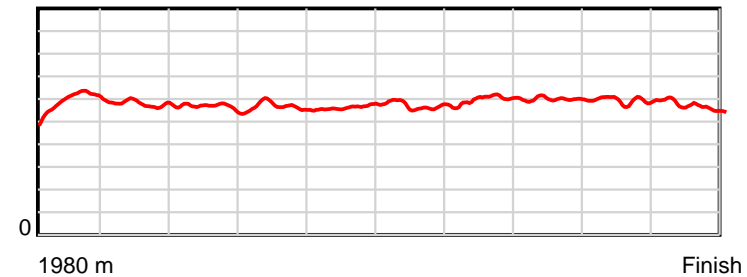
0.6 s Stride duration



20 m/sec Speed



100 % Stride efficiency



Note: Horizontal distance axis grid lines are 200m furlongs.

Disclaimer.

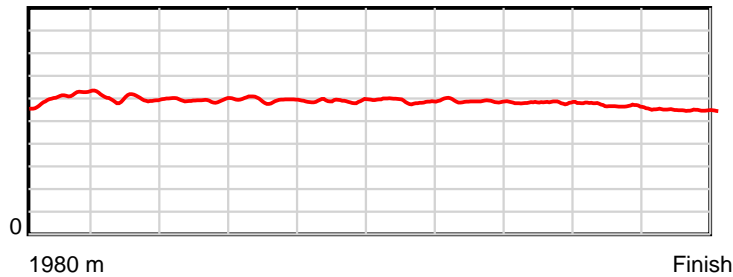
HRNZ and NZMTC and Thoroughbred Ratings Pty Ltd accepts no responsibility for the completeness or accuracy of any of the information contained herein, and makes no representations about its suitability for any particular purpose. Users should make their own judgements about those matters and/or seek independent advice. You assume all risks associated with use of the data provided on this page.

Race Results

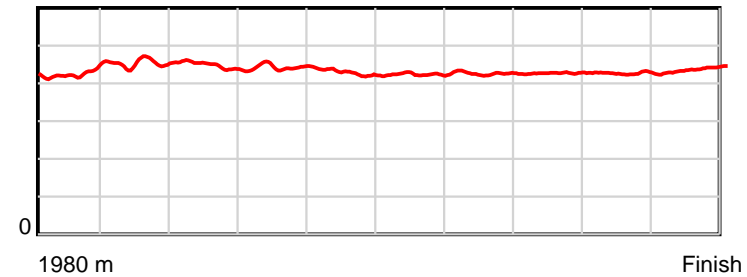
July 13, 2025, Race 4, , Distance 1980m, Addington - Survey 1980m

Result	TAB no.	Horse (Barrier)	1980 to	1800m to	1600m to	1400m to	1200m to	1000m to	800m to	600m to	400m to	200m to	Total or	Margin
8th	13	Magical Max (11)	1800m	1600m	1400m	1200m	1000m	800m	600m	400m	200m	WP	Average	
		Position in running (margin)	-	8(4.6)	9(9.3)	9(6.1)	6(4.2)	4(2.7)	2(1.2)	2(0.6)	2(1.6)	4(2.2)		4.90
		Sectional time (s)	13.38	15.38	15.14	14.89	15.14	14.92	14.49	14.86	15.17	15.82		
		Cumulative time (s)	149.19	135.81	120.43	105.29	90.40	75.26	60.34	45.85	30.99	15.82	2:29.19	
		Speed (m/s)	13.45	13.00	13.21	13.43	13.21	13.40	13.80	13.46	13.18	12.64	13.27	
		Stride length (m)	6.00	5.89	5.92	5.95	5.65	5.69	5.87	5.75	5.62	5.54	5.78	
		Stride duration (s)	0.426	0.453	0.448	0.443	0.428	0.424	0.426	0.427	0.426	0.438	0.436	
		Stride efficiency (%)	56.32	54.21	54.75	55.28	49.95	50.57	53.94	51.60	49.34	47.91	52.24	
		Stride count	29.98	33.96	33.79	33.63	35.37	35.16	34.04	34.81	35.59	36.12	342.45	

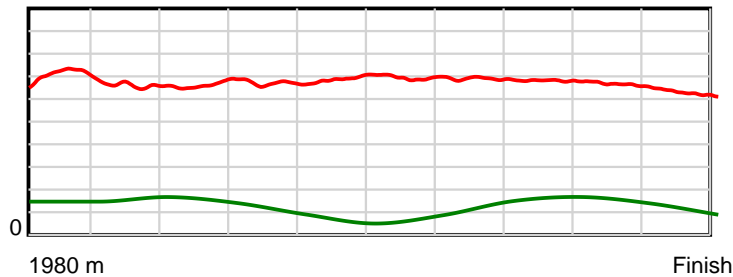
10 m Stride length



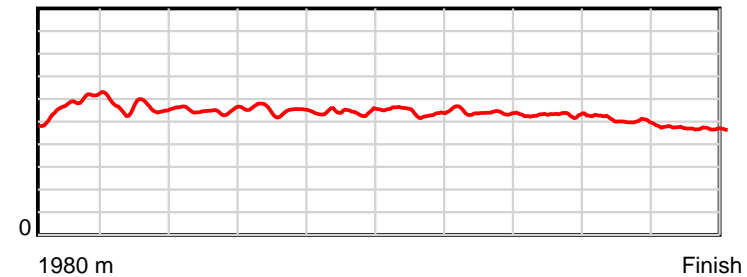
0.6 s Stride duration



20 m/sec Speed



100 % Stride efficiency



Note: Horizontal distance axis grid lines are 200m furlongs.

Disclaimer.

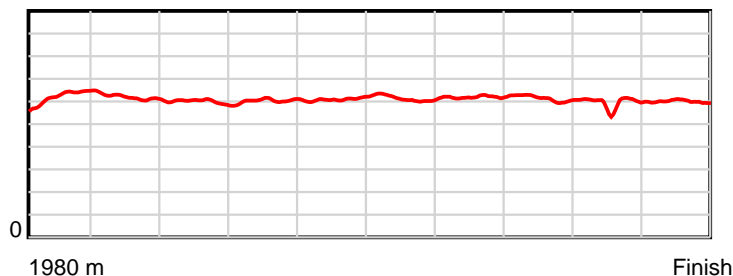
HRNZ and NZMTC and Thoroughbred Ratings Pty Ltd accepts no responsibility for the completeness or accuracy of any of the information contained herein, and makes no representations about its suitability for any particular purpose. Users should make their own judgements about those matters and/or seek independent advice. You assume all risks associated with use of the data provided on this page.

Race Results

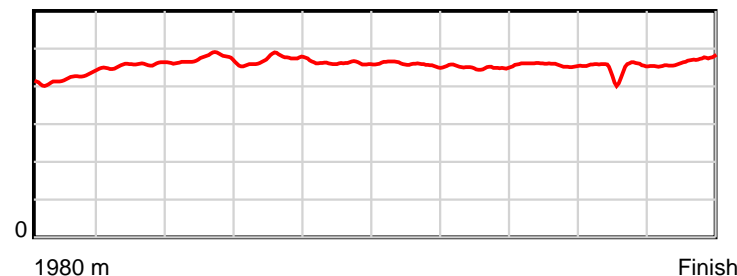
July 13, 2025, Race 4, , Distance 1980m, Addington - Survey 1980m

Result	TAB no.	Horse (Barrier)	1980 to	1800m to	1600m to	1400m to	1200m to	1000m to	800m to	600m to	400m to	200m to	Total or	Margin
9th	1	Normie Stead (1)	1800m	1600m	1400m	1200m	1000m	800m	600m	400m	200m	WP	Average	
		Position in running (margin)	-	1(0.0)	2(1.9)	3(1.6)	5(4.1)	5(4.1)	6(4.3)	5(4.2)	6(6.1)	8(4.8)		5.60
		Sectional time (s)	12.58	14.93	15.61	15.64	15.38	15.20	14.57	15.01	14.86	15.53		
		Cumulative time (s)	149.31	136.73	121.80	106.19	90.55	75.17	59.97	45.40	30.39	15.53	2:29.31	
		Speed (m/s)	14.31	13.40	12.81	12.79	13.00	13.16	13.73	13.32	13.46	12.88	13.26	
		Stride length (m)	6.17	6.13	6.06	6.03	6.00	6.03	6.18	6.09	6.03	6.00	6.07	
		Stride duration (s)	0.422	0.457	0.473	0.471	0.461	0.458	0.451	0.457	0.448	0.466	0.458	
		Stride efficiency (%)	59.44	58.63	57.39	56.73	56.19	56.80	59.74	58.05	56.90	56.28	57.59	
		Stride count	29.18	32.65	33.00	33.19	33.35	33.17	32.35	32.81	33.14	33.32	326.16	

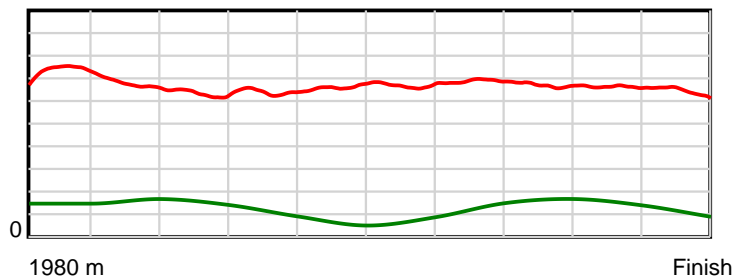
10 m Stride length



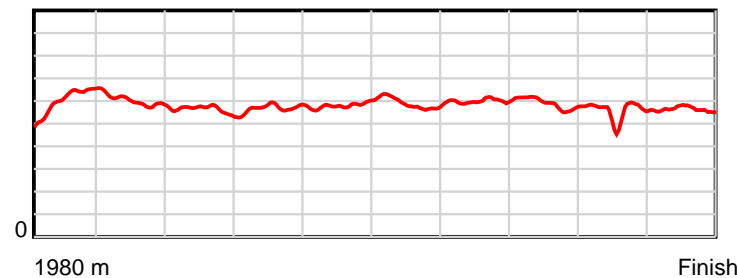
0.6 s Stride duration



20 m/sec Speed



100 % Stride efficiency



Note: Horizontal distance axis grid lines are 200m furlongs.

Disclaimer.

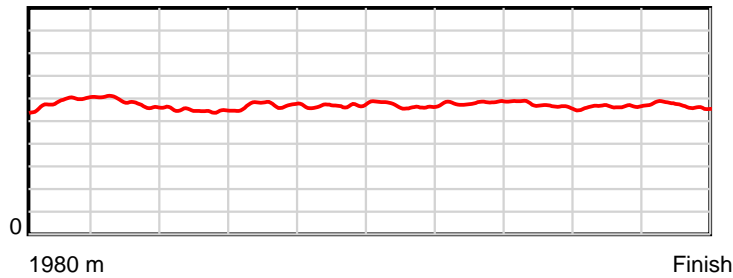
HRNZ and NZMTC and Thoroughbred Ratings Pty Ltd accepts no responsibility for the completeness or accuracy of any of the information contained herein, and makes no representations about its suitability for any particular purpose. Users should make their own judgements about those matters and/or seek independent advice. You assume all risks associated with use of the data provided on this page.

Race Results

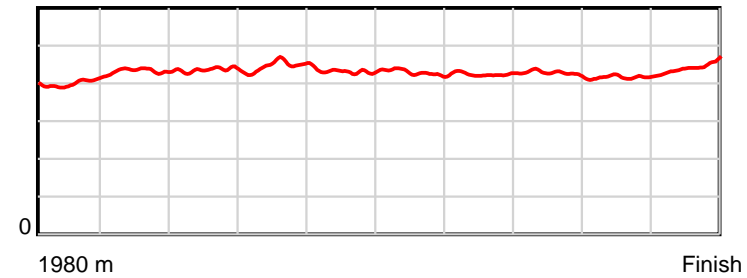
July 13, 2025, Race 4, , Distance 1980m, Addington - Survey 1980m

Result	TAB no.	Horse (Barrier)	1980 to	1800m to	1600m to	1400m to	1200m to	1000m to	800m to	600m to	400m to	200m to	Total or	Margin
10th	10	Sir Monty (9)	1800m	1600m	1400m	1200m	1000m	800m	600m	400m	200m	WP	Average	
		Position in running (margin)	-	3(1.8)	3(2.7)	5(3.7)	9(6.4)	8(5.8)	7(6.2)	7(6.0)	8(7.5)	9(5.5)		7.20
		Sectional time (s)	12.87	14.77	15.82	15.66	15.29	15.24	14.55	14.94	14.75	15.70		
		Cumulative time (s)	149.59	136.72	121.95	106.13	90.47	75.18	59.94	45.39	30.45	15.70	2:29.59	
		Speed (m/s)	13.99	13.54	12.64	12.77	13.08	13.12	13.75	13.39	13.56	12.74	13.24	
		Stride length (m)	5.85	5.86	5.52	5.70	5.65	5.62	5.83	5.72	5.65	5.66	5.70	
		Stride duration (s)	0.401	0.433	0.436	0.446	0.432	0.428	0.424	0.427	0.417	0.444	0.431	
		Stride efficiency (%)	53.54	53.67	47.53	50.77	49.81	49.40	53.10	51.07	49.91	49.99	50.80	
		Stride count	30.75	34.13	36.26	35.09	35.42	35.57	34.31	34.99	35.39	35.36	347.27	

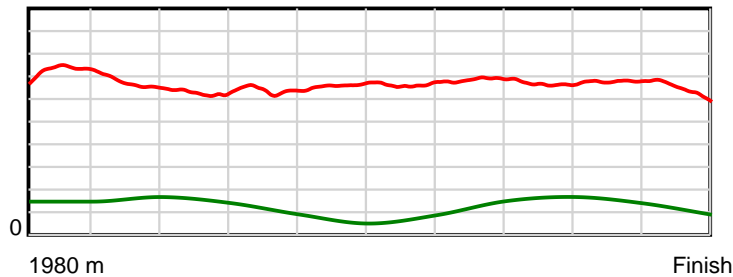
10 m Stride length



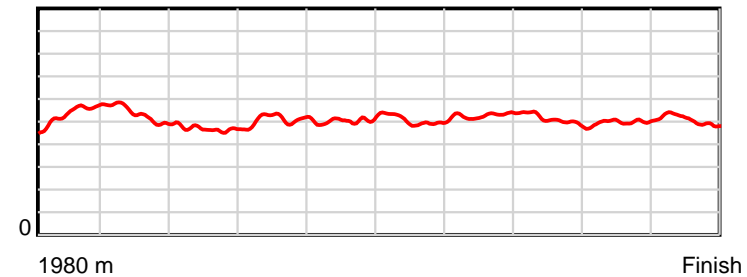
0.6 s Stride duration



20 m/sec Speed



100 % Stride efficiency



Note: Horizontal distance axis grid lines are 200m furlongs.

Disclaimer.

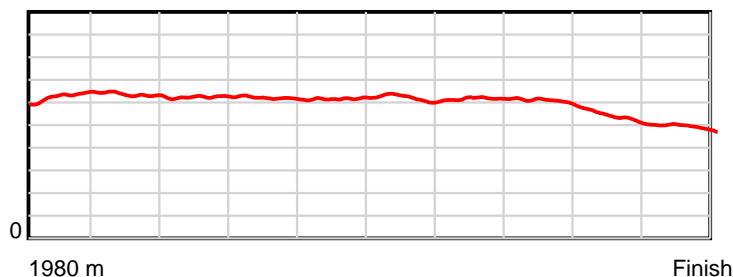
HRNZ and NZMTC and Thoroughbred Ratings Pty Ltd accepts no responsibility for the completeness or accuracy of any of the information contained herein, and makes no representations about its suitability for any particular purpose. Users should make their own judgements about those matters and/or seek independent advice. You assume all risks associated with use of the data provided on this page.

Race Results

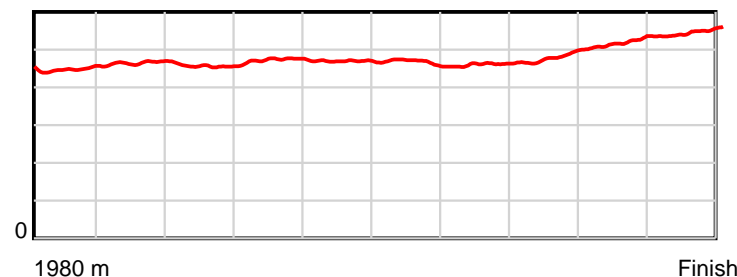
July 13, 2025, Race 4, , Distance 1980m, Addington - Survey 1980m

Result	TAB no.	Horse (Barrier)	1980 to	1800m to	1600m to	1400m to	1200m to	1000m to	800m to	600m to	400m to	200m to	Total or	Margin
11th	5	Waterholes Roa... (4)	1800m	1600m	1400m	1200m	1000m	800m	600m	400m	200m	WP	Average	
		Position in running (margin)	-	5(3.1)	6(6.0)	4(1.6)	3(2.1)	6(4.2)	8(6.6)	11(8.5)	11(17.3)	11(43.5)		79.40
		Sectional time (s)	13.06	15.11	14.92	15.30	15.72	15.59	14.91	16.14	19.44	22.41		
		Cumulative time (s)	162.60	149.54	134.43	119.51	104.21	88.49	72.90	57.99	41.85	22.41	2:42.60	
		Speed (m/s)	13.78	13.24	13.40	13.07	12.72	12.83	13.41	12.39	10.29	8.92	12.18	
		Stride length (m)	6.27	6.15	6.12	6.19	5.97	5.98	6.19	5.97	5.36	4.88	5.87	
		Stride duration (s)	0.447	0.465	0.456	0.473	0.469	0.466	0.462	0.482	0.521	0.547	0.482	
		Stride efficiency (%)	61.35	59.16	58.45	59.82	55.67	55.97	59.92	55.78	44.93	37.22	53.86	
		Stride count	28.73	32.51	32.70	32.32	33.51	33.42	32.30	33.48	37.30	40.98	337.25	

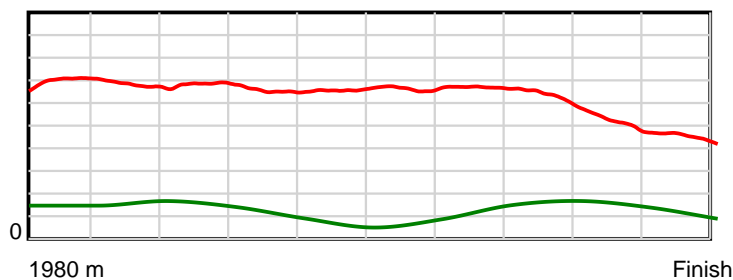
10 m Stride length



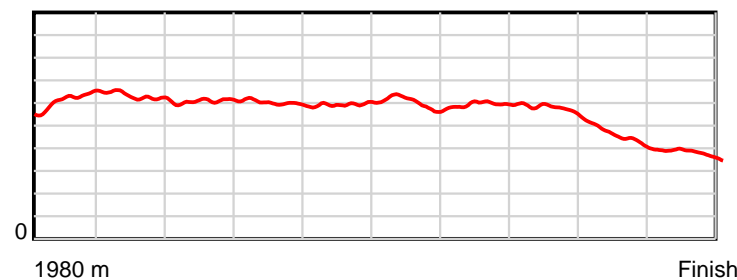
0.6 s Stride duration



20 m/sec Speed



100 % Stride efficiency



Note: Horizontal distance axis grid lines are 200m furlongs.

Disclaimer.

HRNZ and NZMTC and Thoroughbred Ratings Pty Ltd accepts no responsibility for the completeness or accuracy of any of the information contained herein, and makes no representations about its suitability for any particular purpose. Users should make their own judgements about those matters and/or seek independent advice. You assume all risks associated with use of the data provided on this page.



Race Results



July 13, 2025, Race 5, "REMEMBERING GILLY"-THE MAIN STREET SPORTS BAR, MOBILE PACE, Distance 2600m, Addington - Survey 3200m

Result	TAB no.	Horse (Barrier)	2600 to	2400m to
1st	6	Action Major (6)	2400m	2200m
		Position in running (margin)	-	1(0.0)
		Sectional time (s)	13.62	15.75
		Cumulative time (s)	194.68	181.06
		Speed (m/s)	14.68	12.70
		Stride length (m)	10.73	11.34
		Stride duration (s)	0.723	0.893
		Stride efficiency (%)	179.92	200.98
		Stride count	18.64	17.64

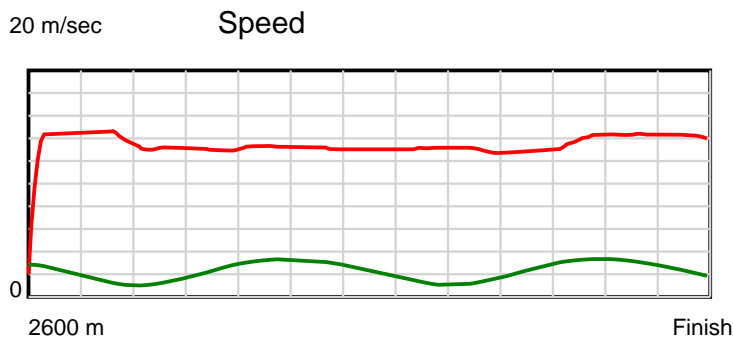
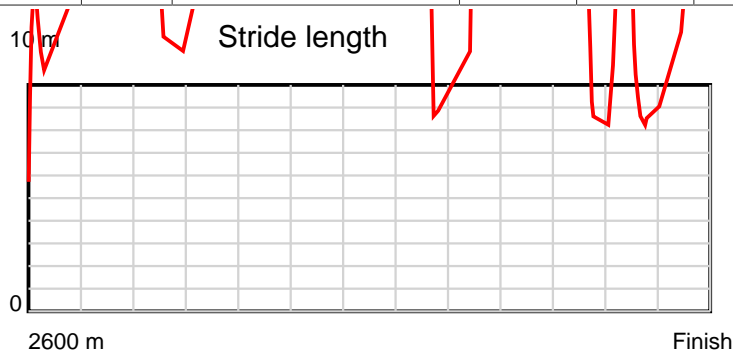
Disclaimer.

HRNZ and NZMTC and Thoroughbred Ratings Pty Ltd accepts no responsibility for the completeness or accuracy of any of the information contained herein, and makes no representations about its suitability for any particular purpose. Users should make their own judgements about those matters and/or seek independent advice. You assume all risks associated with use of the data provided on this page.

Race Results

July 13, 2025, Race 5, "REMEMBERING GILLY"-THE MAIN STREET SPORTS BAR, MOBILE PACE, Distance 2600m, Addington - Survey 3200m

Result	TAB no.	Horse (Barrier)	2200m to	2000m to	1800m to	1600m to	1400m to	1200m to	1000m to	800m to	600m to	400m to	200m to	Total or	Margin
1st	6	Action Major (6)	2000m	1800m	1600m	1400m	1200m	1000m	800m	600m	400m	200m	WP	Average	
		Position in running (margin)	1(0.0)	1(0.0)	1(0.0)	1(0.0)	1(0.0)	1(0.0)	1(0.0)	2(0.1)	1(0.0)	1(0.0)	1(0.0)		0.00
		Sectional time (s)	15.74	15.39	15.17	15.11	15.27	15.77	15.63	14.75	14.25	13.77	14.46		
		Cumulative time (s)	165.31	149.57	134.18	119.01	103.90	88.63	72.86	57.23	42.48	28.23	14.46	3:14.68	
		Speed (m/s)	12.71	13.00	13.18	13.24	13.10	12.68	12.80	13.56	14.04	14.52	13.83	13.36	
		Stride length (m)	11.34	26.73	19.14	19.14	39.57	13.67	15.95	45.50	9.58	8.65	42.03	15.51	
		Stride duration (s)	0.893	2.057	1.452	1.447	3.023	1.078	1.246	3.355	0.683	0.595	3.038	1.161	
		Stride efficiency (%)	201.12	1116.11	572.72	572.69	2447.34	291.82	397.39	3234.68	143.47	116.79	2760.40	375.71	
		Stride count	17.63	7.48	10.45	10.45	5.05	14.64	12.54	4.40	20.87	23.13	4.76	167.68	



Note: Horizontal distance axis grid lines are 200m furlongs.

Disclaimer.

HRNZ and NZMTC and Thoroughbred Ratings Pty Ltd accepts no responsibility for the completeness or accuracy of any of the information contained herein, and makes no representations about its suitability for any particular purpose. Users should make their own judgements about those matters and/or seek independent advice. You assume all risks associated with use of the data provided on this page.



Race Results



July 13, 2025, Race 5, "REMEMBERING GILLY"-THE MAIN STREET SPORTS BAR, MOBILE PACE, Distance 2600m, Addington - Survey 3200m

Result	TAB no.	Horse (Barrier)	2600 to	2400m to
2nd	7	Auntie Deb (7)	2400m	2200m
		Position in running (margin)	-	2(0.6)
		Sectional time (s)	13.53	15.82
		Cumulative time (s)	194.81	181.28
		Speed (m/s)	14.78	12.64
		Stride length (m)	14.61	6.97
		Stride duration (s)	0.992	0.552
		Stride efficiency (%)	333.57	76.02
		Stride count	13.69	28.67

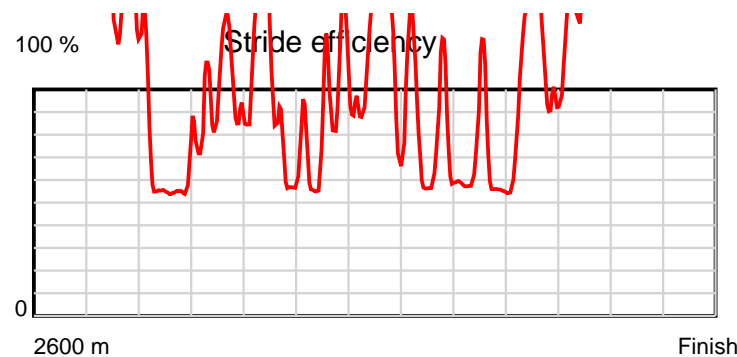
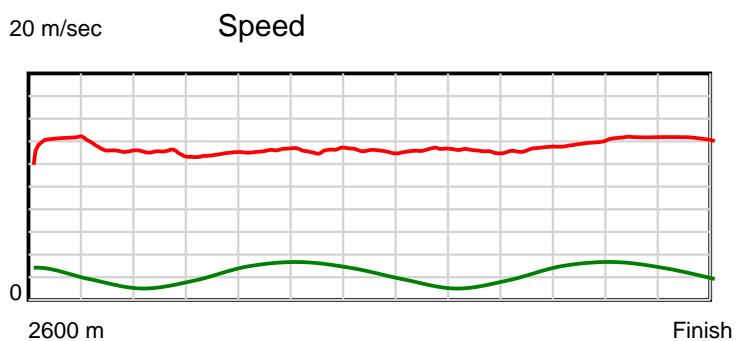
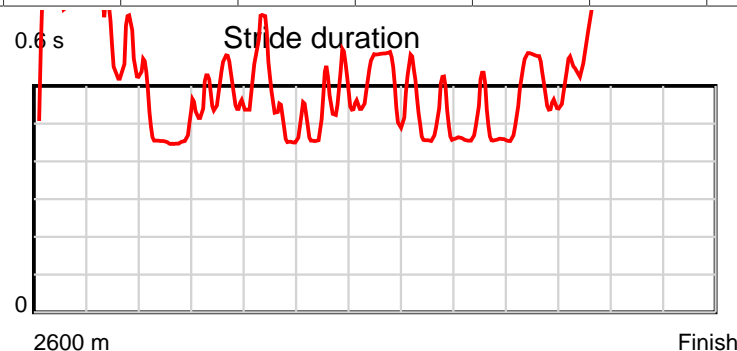
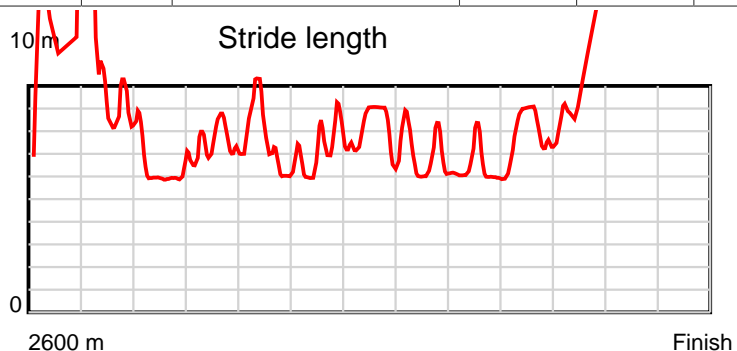
Disclaimer.

HRNZ and NZMTC and Thoroughbred Ratings Pty Ltd accepts no responsibility for the completeness or accuracy of any of the information contained herein, and makes no representations about its suitability for any particular purpose. Users should make their own judgements about those matters and/or seek independent advice. You assume all risks associated with use of the data provided on this page.

Race Results

July 13, 2025, Race 5, "REMEMBERING GILLY"-THE MAIN STREET SPORTS BAR, MOBILE PACE, Distance 2600m, Addington - Survey 3200m

Result	TAB no.	Horse (Barrier)	2200m to	2000m to	1800m to	1600m to	1400m to	1200m to	1000m to	800m to	600m to	400m to	200m to	Total or	Margin
2nd	7	Auntie Deb (7)	2000m	1800m	1600m	1400m	1200m	1000m	800m	600m	400m	200m	WP	Average	
		Position in running (margin)	3(1.1)	2(0.9)	2(1.2)	2(1.6)	2(1.9)	2(1.1)	2(0.5)	1(0.0)	2(0.0)	3(1.6)	2(2.7)		0.80
		Sectional time (s)	15.72	15.44	15.25	15.17	15.14	15.67	15.53	14.76	14.50	13.96	14.32		
		Cumulative time (s)	165.46	149.74	134.30	119.05	103.88	88.74	73.07	57.54	42.78	28.28	14.32	3:14.81	
		Speed (m/s)	12.72	12.95	13.11	13.18	13.21	12.76	12.88	13.55	13.79	14.33	13.97	13.35	
		Stride length (m)	5.94	6.70	6.66	6.84	7.15	6.17	6.09	7.22	11.21	11.75	21.99	7.88	
		Stride duration (s)	0.467	0.517	0.508	0.518	0.541	0.484	0.473	0.533	0.813	0.820	1.575	0.590	
		Stride efficiency (%)	55.10	70.13	69.32	73.04	79.85	59.55	57.88	81.46	196.49	215.88	755.87	96.96	
		Stride count	33.68	29.86	30.03	29.25	27.98	32.40	32.86	27.70	17.84	17.02	9.09	330.07	



Note: Horizontal distance axis grid lines are 200m furlongs.

Disclaimer.

HRNZ and NZMTC and Thoroughbred Ratings Pty Ltd accepts no responsibility for the completeness or accuracy of any of the information contained herein, and makes no representations about its suitability for any particular purpose. Users should make their own judgements about those matters and/or seek independent advice. You assume all risks associated with use of the data provided on this page.



Race Results



July 13, 2025, Race 5, "REMEMBERING GILLY"-THE MAIN STREET SPORTS BAR, MOBILE PACE, Distance 2600m, Addington - Survey 3200m

Result	TAB no.	Horse (Barrier)	2600 to	2400m to
3rd	3	Major Happy (3)	2400m	2200m
		Position in running (margin)	-	7(7.9)
		Sectional time (s)	14.79	15.74
		Cumulative time (s)	195.08	180.29
		Speed (m/s)	13.52	12.71
		Stride length (m)	6.54	6.29
		Stride duration (s)	0.480	0.495
		Stride efficiency (%)	66.94	61.81
		Stride count	30.56	31.80

Disclaimer.

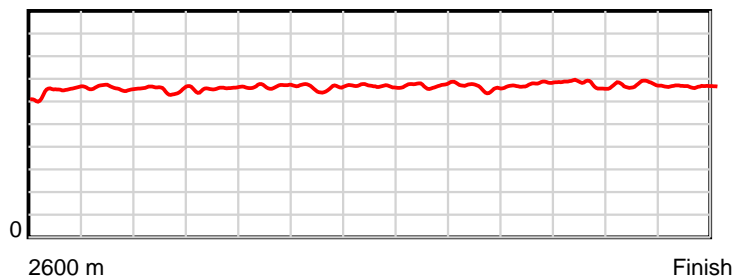
HRNZ and NZMTC and Thoroughbred Ratings Pty Ltd accepts no responsibility for the completeness or accuracy of any of the information contained herein, and makes no representations about its suitability for any particular purpose. Users should make their own judgements about those matters and/or seek independent advice. You assume all risks associated with use of the data provided on this page.

Race Results

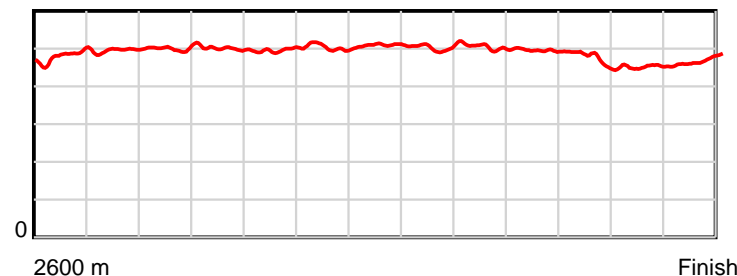
July 13, 2025, Race 5, "REMEMBERING GILLY"-THE MAIN STREET SPORTS BAR, MOBILE PACE, Distance 2600m, Addington - Survey 3200m

Result	TAB no.	Horse (Barrier)	2200m to	2000m to	1800m to	1600m to	1400m to	1200m to	1000m to	800m to	600m to	400m to	200m to	Total or	Margin
3rd	3	Major Happy (3)	2000m	1800m	1600m	1400m	1200m	1000m	800m	600m	400m	200m	WP	Average	
		Position in running (margin)	7(7.8)	7(7.3)	7(7.4)	7(7.3)	7(7.5)	7(7.3)	7(6.2)	7(6.0)	7(5.7)	7(5.8)	4(5.2)		2.20
		Sectional time (s)	15.65	15.41	15.15	15.15	15.25	15.58	15.59	14.71	14.26	13.67	14.13		
		Cumulative time (s)	164.55	148.90	133.49	118.34	103.19	87.94	72.36	56.77	42.06	27.80	14.13	3:15.08	
		Speed (m/s)	12.78	12.98	13.20	13.20	13.11	12.84	12.83	13.60	14.03	14.63	14.15	13.33	
		Stride length (m)	6.41	6.49	6.54	6.65	6.68	6.48	6.45	6.73	6.60	6.61	6.66	6.55	
		Stride duration (s)	0.501	0.500	0.495	0.504	0.509	0.505	0.503	0.495	0.471	0.452	0.471	0.491	
		Stride efficiency (%)	64.17	65.87	66.81	69.09	69.71	65.65	64.96	70.71	68.16	68.18	69.38	66.97	
		Stride count	31.21	30.80	30.59	30.08	29.94	30.86	31.02	29.73	30.28	30.28	30.02	397.17	

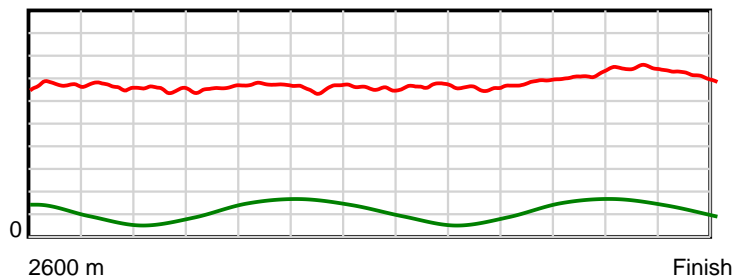
10 m Stride length



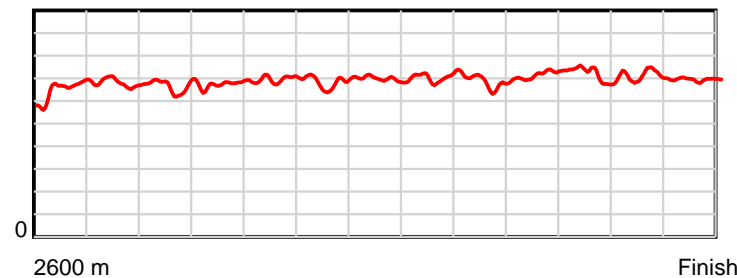
0.6 s Stride duration



20 m/sec Speed



100 % Stride efficiency



Note: Horizontal distance axis grid lines are 200m furlongs.

Disclaimer.

HRNZ and NZMTC and Thoroughbred Ratings Pty Ltd accepts no responsibility for the completeness or accuracy of any of the information contained herein, and makes no representations about its suitability for any particular purpose. Users should make their own judgements about those matters and/or seek independent advice. You assume all risks associated with use of the data provided on this page.



Race Results



July 13, 2025, Race 5, "REMEMBERING GILLY"-THE MAIN STREET SPORTS BAR, MOBILE PACE, Distance 2600m, Addington - Survey 3200m

Result	TAB no.	Horse (Barrier)	2600 to	2400m to
4th	1	Mouton Cadet (1)	2400m	2200m
		Position in running (margin)	-	3(2.6)
		Sectional time (s)	14.12	15.48
		Cumulative time (s)	195.36	181.24
		Speed (m/s)	14.16	12.92
		Stride length (m)	6.26	6.08
		Stride duration (s)	0.435	0.471
		Stride efficiency (%)	61.21	57.81
		Stride count	31.95	32.88

Disclaimer.

HRNZ and NZMTC and Thoroughbred Ratings Pty Ltd accepts no responsibility for the completeness or accuracy of any of the information contained herein, and makes no representations about its suitability for any particular purpose. Users should make their own judgements about those matters and/or seek independent advice. You assume all risks associated with use of the data provided on this page.



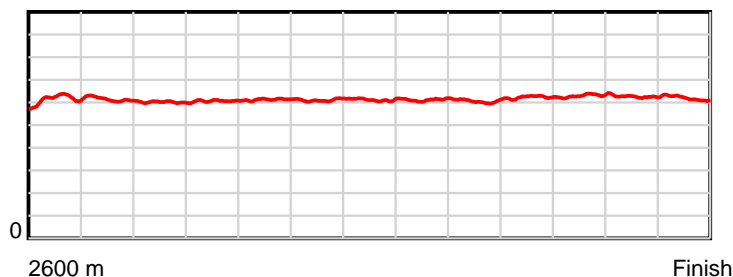
Race Results



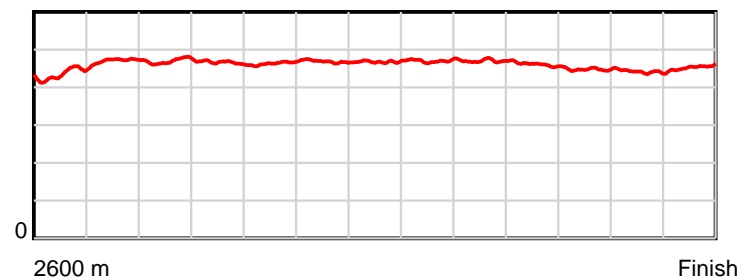
July 13, 2025, Race 5, "REMEMBERING GILLY"-THE MAIN STREET SPORTS BAR, MOBILE PACE, Distance 2600m, Addington - Survey 3200m

Result	TAB no.	Horse (Barrier)	2200m to	2000m to	1800m to	1600m to	1400m to	1200m to	1000m to	800m to	600m to	400m to	200m to	Total or	Margin
4th	1	Mouton Cadet (1)	2000m	1800m	1600m	1400m	1200m	1000m	800m	600m	400m	200m	WP	Average	
		Position in running (margin)	2(1.0)	3(1.3)	3(1.7)	3(1.8)	3(2.4)	3(2.5)	3(1.3)	3(1.2)	3(1.7)	2(1.1)	3(3.0)		3.80
		Sectional time (s)	15.77	15.47	15.18	15.22	15.29	15.57	15.59	14.86	14.14	14.09	14.58		
		Cumulative time (s)	165.76	149.99	134.52	119.34	104.12	88.83	73.26	57.67	42.81	28.67	14.58	3:15.36	
		Speed (m/s)	12.68	12.93	13.18	13.14	13.08	12.85	12.83	13.46	14.14	14.19	13.72	13.31	
		Stride length (m)	5.96	6.02	6.10	6.16	6.12	6.04	6.03	6.20	6.33	6.26	6.22	6.13	
		Stride duration (s)	0.470	0.466	0.463	0.469	0.468	0.471	0.470	0.460	0.448	0.441	0.454	0.461	
		Stride efficiency (%)	55.51	56.60	58.24	59.25	58.48	57.06	56.73	60.04	62.65	61.23	60.46	58.82	
		Stride count	33.56	33.23	32.76	32.48	32.69	33.10	33.19	32.27	31.59	31.95	32.15	423.80	

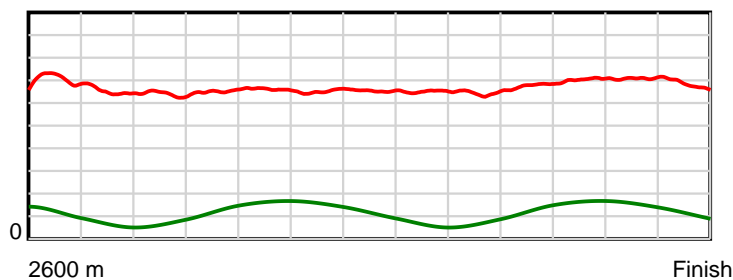
10 m Stride length



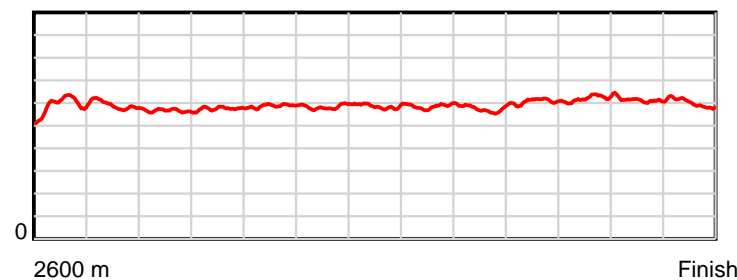
0.6 s Stride duration



20 m/sec Speed



100 % Stride efficiency



Note: Horizontal distance axis grid lines are 200m furlongs.

Disclaimer.

HRNZ and NZMTC and Thoroughbred Ratings Pty Ltd accepts no responsibility for the completeness or accuracy of any of the information contained herein, and makes no representations about its suitability for any particular purpose. Users should make their own judgements about those matters and/or seek independent advice. You assume all risks associated with use of the data provided on this page.



Race Results



July 13, 2025, Race 5, "REMEMBERING GILLY"-THE MAIN STREET SPORTS BAR, MOBILE PACE, Distance 2600m, Addington - Survey 3200m

Result	TAB no.	Horse (Barrier)	2600 to	2400m to
5th	8	Sophia Bromac (0)	2400m	2200m
		Position in running (margin)	-	8(9.4)
		Sectional time (s)	15.13	15.60
		Cumulative time (s)	195.57	180.44
		Speed (m/s)	13.22	12.82
		Stride length (m)	0.00	2000.63
		Stride duration (s)	0.000	156.099
		Stride efficiency (%)	0.00	6254578.50
		Stride count	0.00	0.10

Disclaimer.


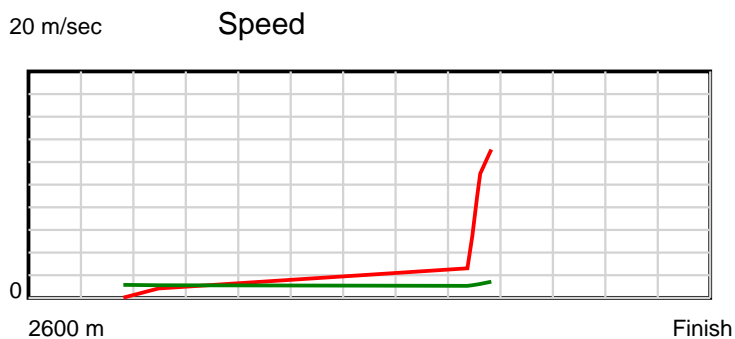
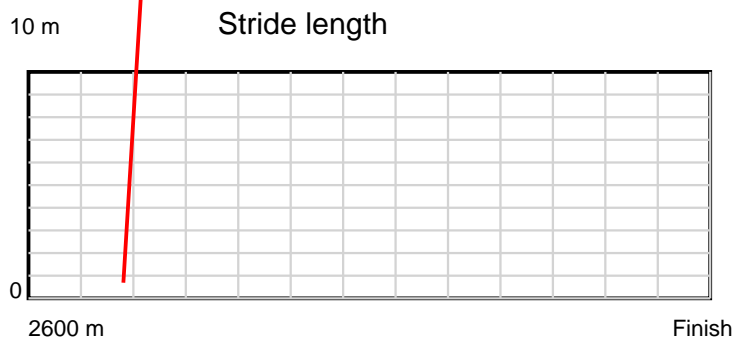
HRNZ and NZMTC and Thoroughbred Ratings Pty Ltd accepts no responsibility for the completeness or accuracy of any of the information contained herein, and makes no representations about its suitability for any particular purpose. Users should make their own judgements about those matters and/or seek independent advice. You assume all risks associated with use of the data provided on this page.



Race Results

July 13, 2025, Race 5, "REMEMBERING GILLY"-THE MAIN STREET SPORTS BAR, MOBILE PACE, Distance 2600m, Addington - Survey 3200m

Result	TAB no.	Horse (Barrier)	2200m to	2000m to	1800m to	1600m to	1400m to	1200m to	1000m to	800m to	600m to	400m to	200m to	Total or	Margin
5th	8	Sophia Bromac (0)	2000m	1800m	1600m	1400m	1200m	1000m	800m	600m	400m	200m	WP	Average	
		Position in running (margin)	8(8.6)	8(8.1)	8(8.8)	8(8.1)	8(9.4)	8(9.2)	8(7.7)	8(7.2)	8(7.1)	8(7.0)	5(7.3)		4.90
		Sectional time (s)	15.65	15.51	15.06	15.34	15.24	15.53	14.74	14.74	14.24	13.82	14.18		
		Cumulative time (s)	164.84	149.19	133.68	118.62	103.28	88.04	72.51	56.98	42.24	28.00	14.18	3:15.57	
		Speed (m/s)	12.78	12.89	13.28	13.04	13.12	12.88	12.88	13.57	14.04	14.47	14.10	13.29	
		Stride length (m)	186.95	131.27	135.22	132.74	133.62	131.12	14.26	6.49	6.72	6.93	6.75	18.34	
		Stride duration (s)	14.629	10.180	10.180	10.180	10.180	10.180	1.107	0.479	0.479	0.479	0.479	1.380	
		Stride efficiency (%)	54614.44	26927.46	28570.20	27532.08	27899.19	26866.80	317.93	65.91	70.64	75.04	71.28	525.73	
		Stride count	1.07	1.52	1.48	1.51	1.50	1.53	14.02	30.80	29.75	28.86	29.61	141.75	



Note: Horizontal distance axis grid lines are 200m furlongs.

Disclaimer.

HRNZ and NZMTC and Thoroughbred Ratings Pty Ltd accepts no responsibility for the completeness or accuracy of any of the information contained herein, and makes no representations about its suitability for any particular purpose. Users should make their own judgements about those matters and/or seek independent advice. You assume all risks associated with use of the data provided on this page.



Race Results



July 13, 2025, Race 5, "REMEMBERING GILLY"-THE MAIN STREET SPORTS BAR, MOBILE PACE, Distance 2600m, Addington - Survey 3200m

Result	TAB no.	Horse (Barrier)	2600 to	2400m to
6th	4	Gem N Em (4)	2400m	2200m
		Position in running (margin)	-	6(5.7)
		Sectional time (s)	14.55	15.53
		Cumulative time (s)	196.30	181.75
		Speed (m/s)	13.74	12.88
		Stride length (m)	6.72	6.37
		Stride duration (s)	0.481	0.495
		Stride efficiency (%)	70.59	63.42
		Stride count	29.76	31.39

Disclaimer.

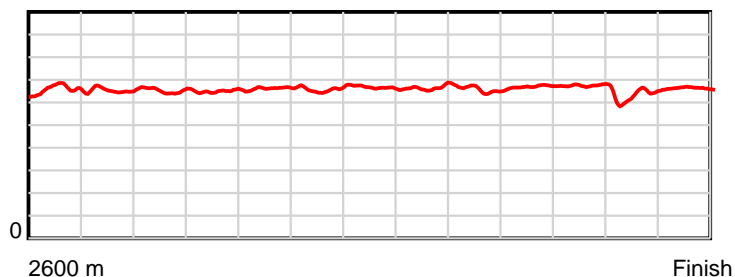
HRNZ and NZMTC and Thoroughbred Ratings Pty Ltd accepts no responsibility for the completeness or accuracy of any of the information contained herein, and makes no representations about its suitability for any particular purpose. Users should make their own judgements about those matters and/or seek independent advice. You assume all risks associated with use of the data provided on this page.

Race Results

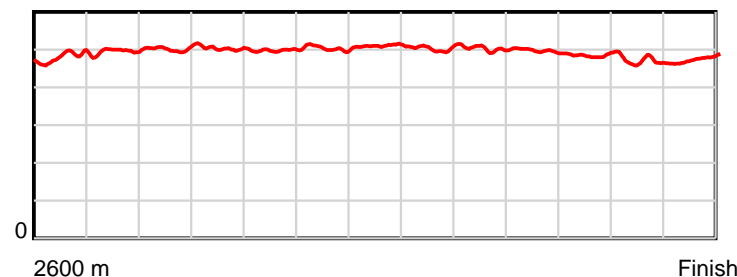
July 13, 2025, Race 5, "REMEMBERING GILLY"-THE MAIN STREET SPORTS BAR, MOBILE PACE, Distance 2600m, Addington - Survey 3200m

Result	TAB no.	Horse (Barrier)	2200m to	2000m to	1800m to	1600m to	1400m to	1200m to	1000m to	800m to	600m to	400m to	200m to	Total or	Margin
6th	4	Gem N Em (4)	2000m	1800m	1600m	1400m	1200m	1000m	800m	600m	400m	200m	WP	Average	
		Position in running (margin)	6(4.4)	6(4.4)	6(5.0)	6(4.5)	6(5.7)	6(5.4)	6(3.8)	6(3.5)	5(3.5)	6(5.2)	6(10.9)		9.00
		Sectional time (s)	15.73	15.51	15.08	15.32	15.21	15.51	15.57	14.76	14.53	14.72	14.28		
		Cumulative time (s)	166.22	150.49	134.98	119.90	104.58	89.37	73.86	58.29	43.53	29.00	14.28	3:16.30	
		Speed (m/s)	12.71	12.89	13.26	13.05	13.15	12.89	12.85	13.55	13.76	13.59	14.01	13.24	
		Stride length (m)	6.39	6.49	6.59	6.58	6.70	6.51	6.45	6.73	6.69	6.36	6.66	6.55	
		Stride duration (s)	0.502	0.503	0.497	0.504	0.510	0.504	0.502	0.496	0.486	0.468	0.475	0.495	
		Stride efficiency (%)	63.81	65.88	67.83	67.72	70.19	66.13	64.92	70.73	69.89	63.23	69.26	67.12	
		Stride count	31.30	30.80	30.36	30.38	29.84	30.74	31.03	29.73	29.91	31.44	30.04	396.72	

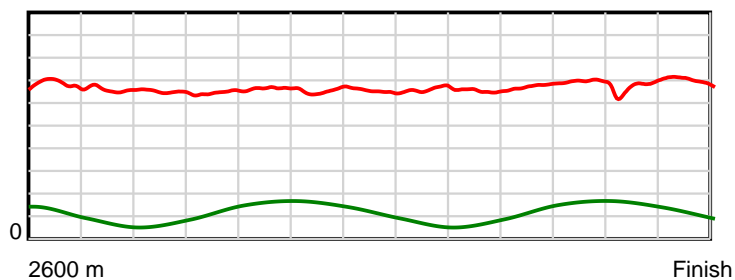
10 m Stride length



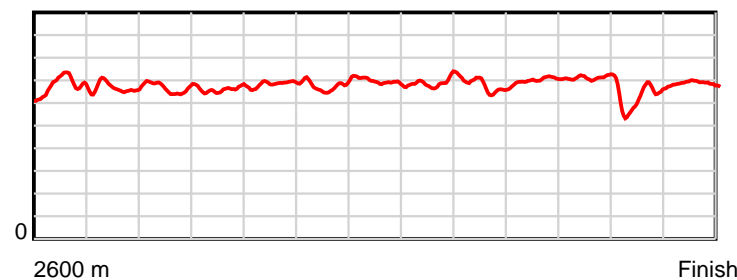
0.6 s Stride duration



20 m/sec Speed



100 % Stride efficiency



Note: Horizontal distance axis grid lines are 200m furlongs.

Disclaimer.

HRNZ and NZMTC and Thoroughbred Ratings Pty Ltd accepts no responsibility for the completeness or accuracy of any of the information contained herein, and makes no representations about its suitability for any particular purpose. Users should make their own judgements about those matters and/or seek independent advice. You assume all risks associated with use of the data provided on this page.



Race Results



July 13, 2025, Race 5, "REMEMBERING GILLY"-THE MAIN STREET SPORTS BAR, MOBILE PACE, Distance 2600m, Addington - Survey 3200m

Result	TAB no.	Horse (Barrier)	2600 to	2400m to
7th	5	Troubleshooter (5)	2400m	2200m
		Position in running (margin)	-	4(3.1)
		Sectional time (s)	14.02	15.64
		Cumulative time (s)	198.68	184.66
		Speed (m/s)	14.26	12.79
		Stride length (m)	6.47	6.04
		Stride duration (s)	0.452	0.472
		Stride efficiency (%)	65.40	57.04
		Stride count	30.92	33.10

Disclaimer.

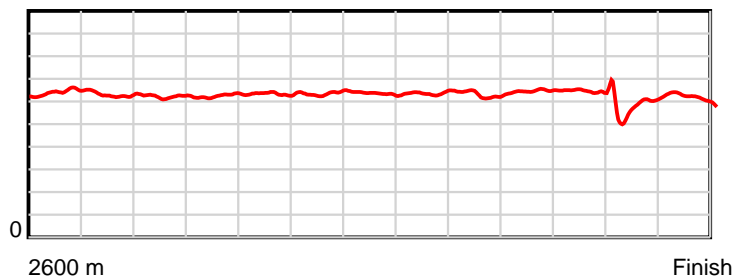
HRNZ and NZMTC and Thoroughbred Ratings Pty Ltd accepts no responsibility for the completeness or accuracy of any of the information contained herein, and makes no representations about its suitability for any particular purpose. Users should make their own judgements about those matters and/or seek independent advice. You assume all risks associated with use of the data provided on this page.

Race Results

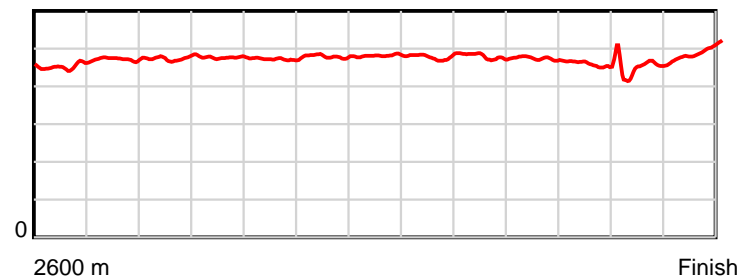
July 13, 2025, Race 5, "REMEMBERING GILLY"-THE MAIN STREET SPORTS BAR, MOBILE PACE, Distance 2600m, Addington - Survey 3200m

Result	TAB no.	Horse (Barrier)	2200m to	2000m to	1800m to	1600m to	1400m to	1200m to	1000m to	800m to	600m to	400m to	200m to	Total or	Margin
7th	5	Troubleshooter (5)	2000m	1800m	1600m	1400m	1200m	1000m	800m	600m	400m	200m	WP	Average	
		Position in running (margin)	4(2.4)	4(2.8)	4(2.9)	4(2.7)	4(3.4)	4(3.4)	4(2.1)	4(1.7)	4(1.9)	4(4.0)	8(14.3)		22.30
		Sectional time (s)	15.80	15.42	15.13	15.24	15.27	15.55	15.56	14.79	14.59	15.49	16.18		
		Cumulative time (s)	169.02	153.22	137.80	122.67	107.43	92.16	76.61	61.05	46.26	31.67	16.18	3:18.68	
		Speed (m/s)	12.66	12.97	13.22	13.12	13.10	12.86	12.85	13.52	13.71	12.91	12.36	13.09	
		Stride length (m)	6.01	6.18	6.24	6.30	6.30	6.16	6.15	6.40	6.32	5.79	6.12	6.19	
		Stride duration (s)	0.475	0.476	0.472	0.480	0.481	0.479	0.478	0.473	0.461	0.448	0.495	0.473	
		Stride efficiency (%)	56.40	59.63	60.91	61.92	61.98	59.33	59.02	64.00	62.48	52.39	58.49	59.78	
		Stride count	33.29	32.38	32.03	31.77	31.76	32.46	32.54	31.25	31.63	34.54	32.69	420.36	

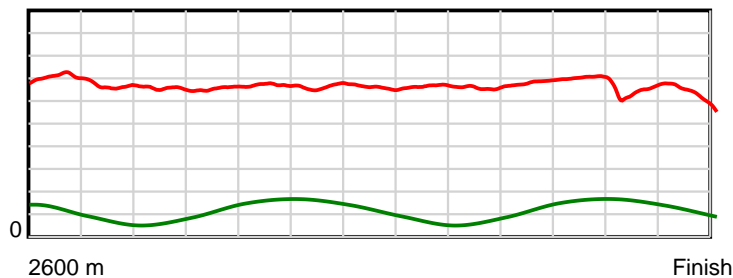
10 m Stride length



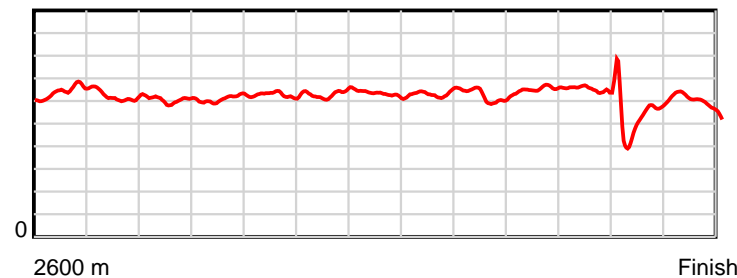
0.6 s Stride duration



20 m/sec Speed



100 % Stride efficiency



Note: Horizontal distance axis grid lines are 200m furlongs.

Disclaimer.

HRNZ and NZMTC and Thoroughbred Ratings Pty Ltd accepts no responsibility for the completeness or accuracy of any of the information contained herein, and makes no representations about its suitability for any particular purpose. Users should make their own judgements about those matters and/or seek independent advice. You assume all risks associated with use of the data provided on this page.



Race Results



July 13, 2025, Race 5, "REMEMBERING GILLY"-THE MAIN STREET SPORTS BAR, MOBILE PACE, Distance 2600m, Addington - Survey 3200m

Result	TAB no.	Horse (Barrier)	2600 to	2400m to
8th	2	Off The Edge (2)	2400m	2200m
		Position in running (margin)	-	5(4.3)
		Sectional time (s)	14.25	15.59
		Cumulative time (s)	199.10	184.85
		Speed (m/s)	14.03	12.83
		Stride length (m)	6.19	5.88
		Stride duration (s)	0.439	0.458
		Stride efficiency (%)	59.94	53.97
		Stride count	32.29	34.03

Disclaimer.

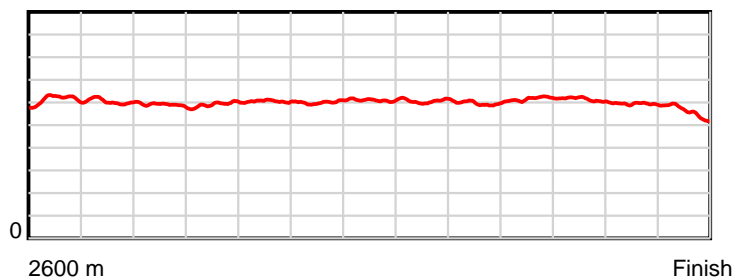
HRNZ and NZMTC and Thoroughbred Ratings Pty Ltd accepts no responsibility for the completeness or accuracy of any of the information contained herein, and makes no representations about its suitability for any particular purpose. Users should make their own judgements about those matters and/or seek independent advice. You assume all risks associated with use of the data provided on this page.

Race Results

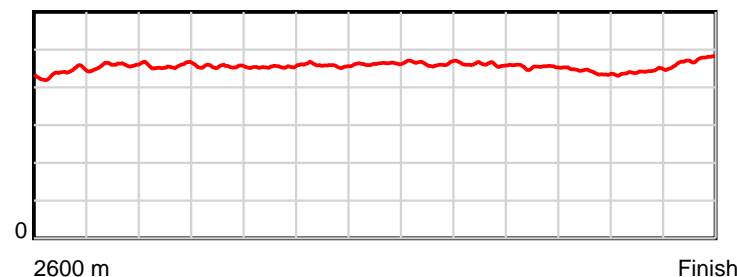
July 13, 2025, Race 5, "REMEMBERING GILLY"-THE MAIN STREET SPORTS BAR, MOBILE PACE, Distance 2600m, Addington - Survey 3200m

Result	TAB no.	Horse (Barrier)	2200m to	2000m to	1800m to	1600m to	1400m to	1200m to	1000m to	800m to	600m to	400m to	200m to	Total or	Margin
8th	2	Off The Edge (2)	2000m	1800m	1600m	1400m	1200m	1000m	800m	600m	400m	200m	WP	Average	
		Position in running (margin)	5(3.3)	5(3.0)	5(3.7)	5(3.2)	5(4.1)	5(4.3)	5(3.4)	5(3.1)	6(3.5)	5(4.3)	7(11.1)		24.60
		Sectional time (s)	15.69	15.50	15.09	15.27	15.32	15.61	15.57	14.84	14.37	14.91	17.09		
		Cumulative time (s)	169.26	153.57	138.07	122.98	107.71	92.39	76.78	61.21	46.37	32.00	17.09	3:19.10	
		Speed (m/s)	12.75	12.90	13.25	13.10	13.05	12.81	12.85	13.48	13.92	13.41	11.70	13.06	
		Stride length (m)	5.83	5.87	6.01	6.00	6.04	5.94	5.92	6.12	6.15	5.92	5.52	5.95	
		Stride duration (s)	0.458	0.455	0.453	0.458	0.463	0.464	0.461	0.454	0.442	0.441	0.472	0.456	
		Stride efficiency (%)	53.17	53.80	56.47	56.26	56.98	55.19	54.74	58.57	59.06	54.76	47.65	55.30	
		Stride count	34.29	34.09	33.27	33.33	33.12	33.65	33.79	32.67	32.53	33.78	36.22	437.06	

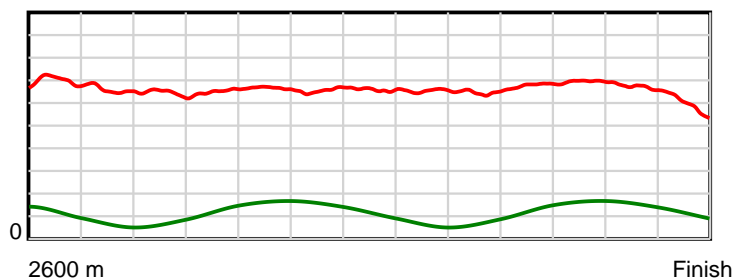
10 m Stride length



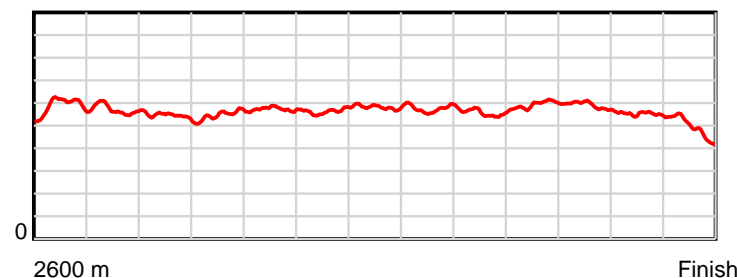
0.6 s Stride duration



20 m/sec Speed



100 % Stride efficiency



Note: Horizontal distance axis grid lines are 200m furlongs.

Disclaimer.

HRNZ and NZMTC and Thoroughbred Ratings Pty Ltd accepts no responsibility for the completeness or accuracy of any of the information contained herein, and makes no representations about its suitability for any particular purpose. Users should make their own judgements about those matters and/or seek independent advice. You assume all risks associated with use of the data provided on this page.



Race Results



July 13, 2025, Race 6, KLARISSE SAGUN-RAY WHITE LICENCED REAL ESTATE AGENT MOB TROT, Distance 2600m, Addington - Survey 3200m

Result	TAB no.	Horse (Barrier)	2600 to	2400m to
1st	6	Royal Diedre (7)	2400m	2200m
		Position in running (margin)	-	1(0.0)
		Sectional time (s)	13.82	15.62
		Cumulative time (s)	200.95	187.13
		Speed (m/s)	14.47	12.80
		Stride length (m)	6.37	5.95
		Stride duration (s)	0.434	0.465
		Stride efficiency (%)	63.31	55.41
		Stride count	31.42	33.59

Disclaimer.

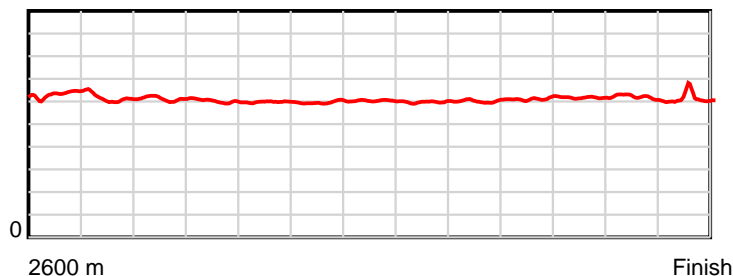
HRNZ and NZMTC and Thoroughbred Ratings Pty Ltd accepts no responsibility for the completeness or accuracy of any of the information contained herein, and makes no representations about its suitability for any particular purpose. Users should make their own judgements about those matters and/or seek independent advice. You assume all risks associated with use of the data provided on this page.

Race Results

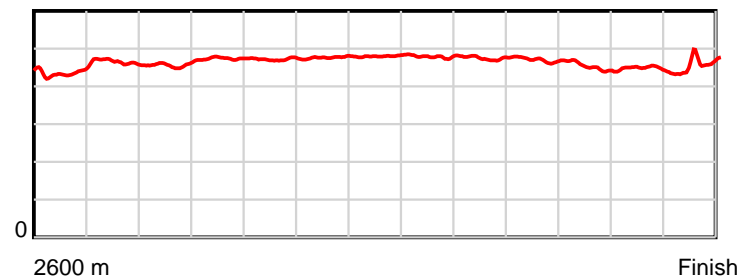
July 13, 2025, Race 6, KLARISSE SAGUN-RAY WHITE LICENCED REAL ESTATE AGENT MOB TROT, Distance 2600m, Addington - Survey 3200m

Result	TAB no.	Horse (Barrier)	2200m to	2000m to	1800m to	1600m to	1400m to	1200m to	1000m to	800m to	600m to	400m to	200m to	Total or	Margin
1st	6	Royal Diedre (7)	2000m	1800m	1600m	1400m	1200m	1000m	800m	600m	400m	200m	WP	Average	
		Position in running (margin)	3(2.6)	3(3.4)	3(2.8)	3(2.0)	3(2.2)	2(1.8)	2(1.8)	2(1.5)	2(0.4)	1(0.0)	1(0.0)		0.00
		Sectional time (s)	15.27	15.83	15.94	16.20	16.03	16.46	16.08	15.34	14.83	14.52	15.01		
		Cumulative time (s)	171.51	156.24	140.41	124.47	108.27	92.24	75.78	59.70	44.36	29.53	15.01	3:20.95	
		Speed (m/s)	13.10	12.63	12.55	12.35	12.48	12.15	12.44	13.04	13.49	13.77	13.32	12.94	
		Stride length (m)	5.99	5.98	5.92	5.89	5.99	5.82	5.91	6.12	6.07	6.17	6.10	6.02	
		Stride duration (s)	0.457	0.474	0.472	0.477	0.480	0.479	0.475	0.470	0.450	0.448	0.458	0.465	
		Stride efficiency (%)	56.02	55.95	54.80	54.12	56.07	52.92	54.51	58.59	57.65	59.51	58.09	56.60	
		Stride count	33.40	33.42	33.77	33.98	33.39	34.37	33.86	32.66	32.93	32.41	32.80	432.00	

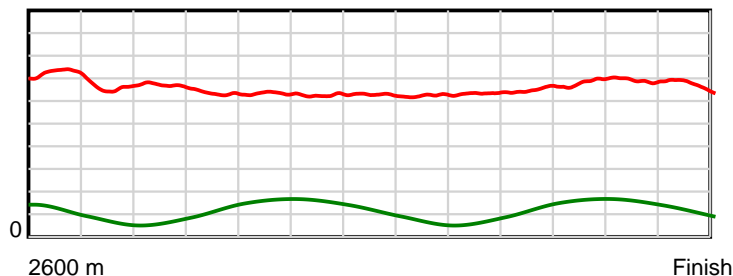
10 m Stride length



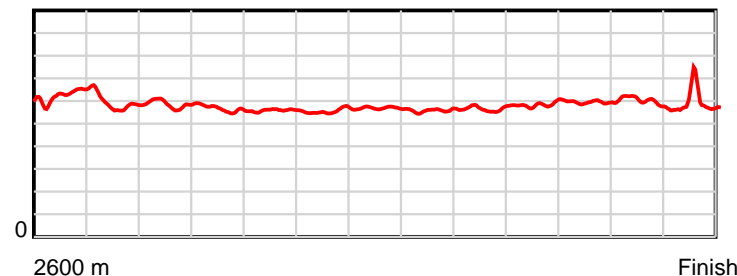
0.6 s Stride duration



20 m/sec Speed



100 % Stride efficiency



Note: Horizontal distance axis grid lines are 200m furlongs.

Disclaimer.

HRNZ and NZMTC and Thoroughbred Ratings Pty Ltd accepts no responsibility for the completeness or accuracy of any of the information contained herein, and makes no representations about its suitability for any particular purpose. Users should make their own judgements about those matters and/or seek independent advice. You assume all risks associated with use of the data provided on this page.



Race Results



July 13, 2025, Race 6, KLARISSE SAGUN-RAY WHITE LICENCED REAL ESTATE AGENT MOB TROT, Distance 2600m, Addington - Survey 3200m

Result	TAB no.	Horse (Barrier)	2600 to	2400m to
2nd	5	Petite Trixton (6)	2400m	2200m
		Position in running (margin)	-	4(3.2)
		Sectional time (s)	14.47	15.46
		Cumulative time (s)	202.36	187.89
		Speed (m/s)	13.82	12.94
		Stride length (m)	6.35	5.93
		Stride duration (s)	0.444	0.458
		Stride efficiency (%)	63.06	54.89
		Stride count	31.48	33.75

Disclaimer.

HRNZ and NZMTC and Thoroughbred Ratings Pty Ltd accepts no responsibility for the completeness or accuracy of any of the information contained herein, and makes no representations about its suitability for any particular purpose. Users should make their own judgements about those matters and/or seek independent advice. You assume all risks associated with use of the data provided on this page.

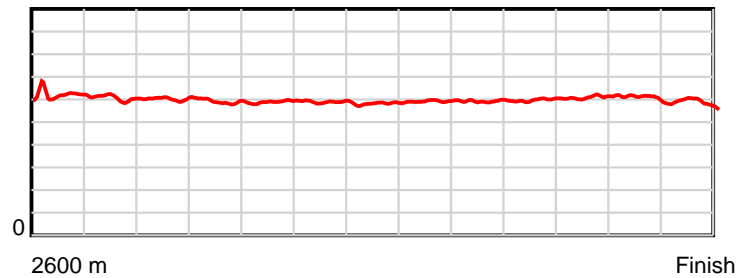


Race Results

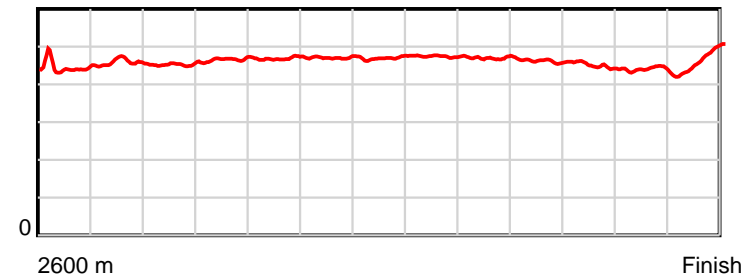
July 13, 2025, Race 6, KLARISSE SAGUN-RAY WHITE LICENCED REAL ESTATE AGENT MOB TROT, Distance 2600m, Addington - Survey 3200m

Result	TAB no.	Horse (Barrier)	2200m to	2000m to	1800m to	1600m to	1400m to	1200m to	1000m to	800m to	600m to	400m to	200m to	Total or	Margin
2nd	5	Petite Trixton (6)	2000m	1800m	1600m	1400m	1200m	1000m	800m	600m	400m	200m	WP	Average	
		Position in running (margin)	5(4.9)	5(5.9)	5(4.4)	5(4.3)	4(3.9)	4(3.5)	4(3.3)	4(3.4)	4(2.4)	3(2.3)	2(1.9)		7.80
		Sectional time (s)	15.31	15.69	16.03	16.12	16.04	16.43	16.14	15.36	14.87	14.47	15.97		
		Cumulative time (s)	172.43	157.12	141.43	125.40	109.28	93.24	76.81	60.67	45.31	30.44	15.97	3:22.36	
		Speed (m/s)	13.06	12.75	12.48	12.41	12.47	12.17	12.39	13.02	13.45	13.82	12.52	12.85	
		Stride length (m)	5.91	5.94	5.84	5.84	5.86	5.77	5.81	6.01	6.04	6.04	5.89	5.94	
		Stride duration (s)	0.452	0.466	0.468	0.471	0.470	0.474	0.469	0.461	0.449	0.437	0.470	0.462	
		Stride efficiency (%)	54.55	55.08	53.38	53.28	53.62	52.11	52.83	56.37	56.98	57.09	54.22	55.10	
		Stride count	33.85	33.69	34.22	34.25	34.14	34.63	34.40	33.30	33.12	33.09	33.95	437.87	

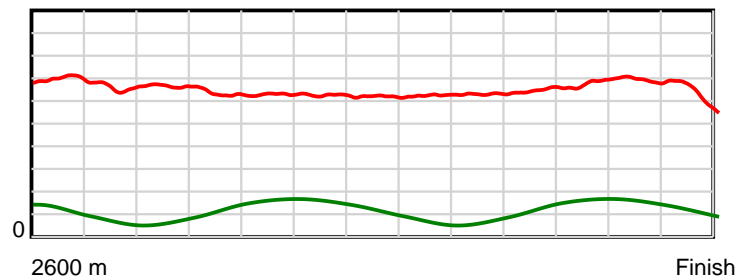
10 m Stride length



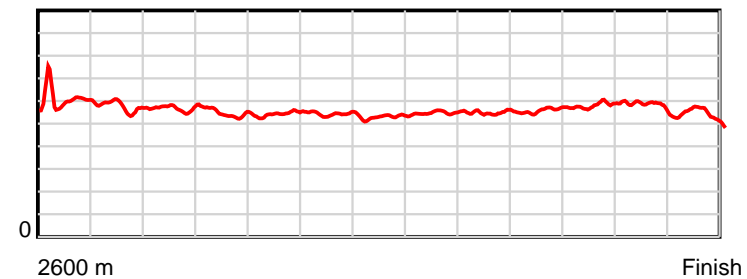
0.6 s Stride duration



20 m/sec Speed



100 % Stride efficiency



Note: Horizontal distance axis grid lines are 200m furlongs.

Disclaimer.

HRNZ and NZMTC and Thoroughbred Ratings Pty Ltd accepts no responsibility for the completeness or accuracy of any of the information contained herein, and makes no representations about its suitability for any particular purpose. Users should make their own judgements about those matters and/or seek independent advice. You assume all risks associated with use of the data provided on this page.



Race Results



July 13, 2025, Race 6, KLARISSE SAGUN-RAY WHITE LICENCED REAL ESTATE AGENT MOB TROT, Distance 2600m, Addington - Survey 3200m

Result	TAB no.	Horse (Barrier)	2600 to	2400m to
3rd	8	Diedre Franco (1)	2400m	2200m
		Position in running (margin)	-	8(8.4)
		Sectional time (s)	15.40	15.54
		Cumulative time (s)	202.41	187.01
		Speed (m/s)	12.98	12.87
		Stride length (m)	6.19	5.76
		Stride duration (s)	0.444	0.448
		Stride efficiency (%)	59.94	51.87
		Stride count	32.29	34.72

Disclaimer.

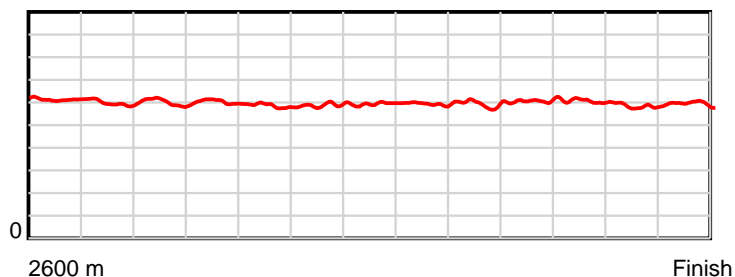
HRNZ and NZMTC and Thoroughbred Ratings Pty Ltd accepts no responsibility for the completeness or accuracy of any of the information contained herein, and makes no representations about its suitability for any particular purpose. Users should make their own judgements about those matters and/or seek independent advice. You assume all risks associated with use of the data provided on this page.

Race Results

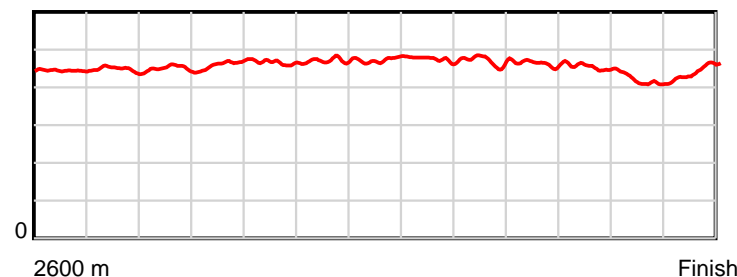
July 13, 2025, Race 6, KLARISSE SAGUN-RAY WHITE LICENCED REAL ESTATE AGENT MOB TROT, Distance 2600m, Addington - Survey 3200m

Result	TAB no.	Horse (Barrier)	2200m to	2000m to	1800m to	1600m to	1400m to	1200m to	1000m to	800m to	600m to	400m to	200m to	Total or	Margin
3rd	8	Diedre Franco (1)	2000m	1800m	1600m	1400m	1200m	1000m	800m	600m	400m	200m	WP	Average	
		Position in running (margin)	8(10.5)	7(11.2)	7(8.1)	7(7.7)	7(7.8)	8(7.3)	8(7.3)	8(7.0)	7(5.9)	7(6.9)	5(7.6)		8.10
		Sectional time (s)	15.26	15.41	15.99	16.18	16.03	16.45	16.09	15.35	15.06	14.65	15.00		
		Cumulative time (s)	171.47	156.21	140.80	124.81	108.63	92.60	76.15	60.06	44.71	29.65	15.00	3:22.41	
		Speed (m/s)	13.11	12.98	12.51	12.36	12.48	12.16	12.43	13.03	13.28	13.65	13.33	12.84	
		Stride length (m)	5.90	5.98	5.83	5.82	5.89	5.77	5.85	6.04	6.01	5.69	5.95	5.90	
		Stride duration (s)	0.450	0.461	0.466	0.471	0.473	0.475	0.470	0.463	0.452	0.417	0.447	0.459	
		Stride efficiency (%)	54.41	55.97	53.11	53.00	54.29	52.11	53.42	56.99	56.41	50.56	55.40	54.34	
		Stride count	33.89	33.42	34.31	34.34	33.93	34.64	34.21	33.12	33.29	35.16	33.59	440.91	

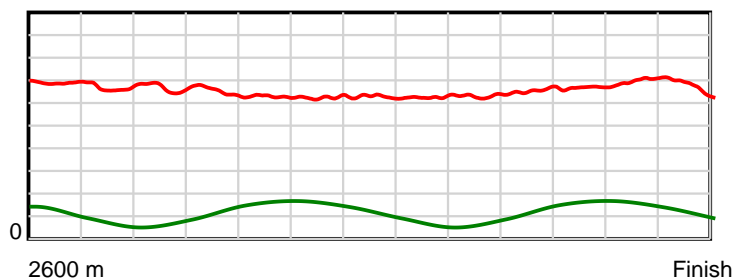
10 m Stride length



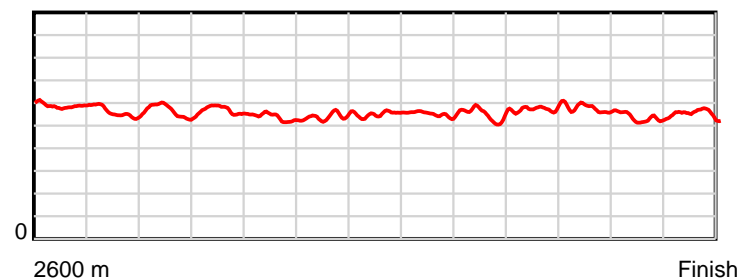
0.6 s Stride duration



20 m/sec Speed



100 % Stride efficiency



Note: Horizontal distance axis grid lines are 200m furlongs.

Disclaimer.

HRNZ and NZMTC and Thoroughbred Ratings Pty Ltd accepts no responsibility for the completeness or accuracy of any of the information contained herein, and makes no representations about its suitability for any particular purpose. Users should make their own judgements about those matters and/or seek independent advice. You assume all risks associated with use of the data provided on this page.



Race Results



July 13, 2025, Race 6, KLARISSE SAGUN-RAY WHITE LICENCED REAL ESTATE AGENT MOB TROT, Distance 2600m, Addington - Survey 3200m

Result	TAB no.	Horse (Barrier)	2600 to	2400m to
4th	2	Mode (3)	2400m	2200m
		Position in running (margin)	-	5(3.8)
		Sectional time (s)	14.46	15.13
		Cumulative time (s)	202.91	188.45
		Speed (m/s)	13.83	13.22
		Stride length (m)	6.10	6.11
		Stride duration (s)	0.435	0.462
		Stride efficiency (%)	58.11	58.38
		Stride count	32.80	32.72

Disclaimer.

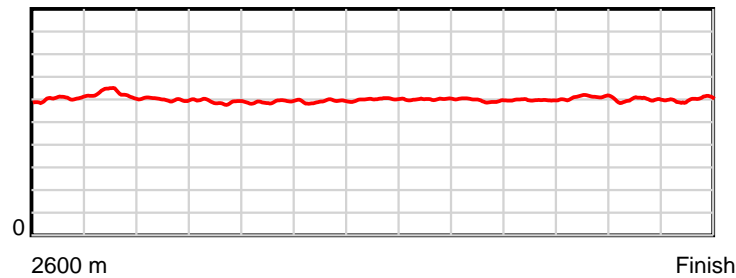
HRNZ and NZMTC and Thoroughbred Ratings Pty Ltd accepts no responsibility for the completeness or accuracy of any of the information contained herein, and makes no representations about its suitability for any particular purpose. Users should make their own judgements about those matters and/or seek independent advice. You assume all risks associated with use of the data provided on this page.

Race Results

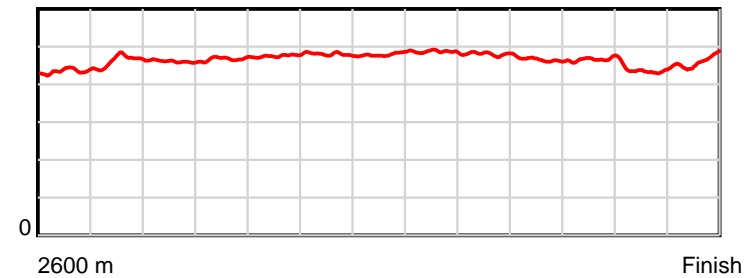
July 13, 2025, Race 6, KLARISSE SAGUN-RAY WHITE LICENCED REAL ESTATE AGENT MOB TROT, Distance 2600m, Addington - Survey 3200m

Result	TAB no.	Horse (Barrier)	2200m to	2000m to	1800m to	1600m to	1400m to	1200m to	1000m to	800m to	600m to	400m to	200m to	Total or	Margin
4th	2	Mode (3)	2000m	1800m	1600m	1400m	1200m	1000m	800m	600m	400m	200m	WP	Average	
		Position in running (margin)	4(3.5)	4(5.2)	4(4.3)	4(3.9)	5(4.2)	5(4.1)	5(4.1)	5(4.5)	6(4.3)	6(6.0)	6(7.8)		10.90
		Sectional time (s)	15.43	15.78	16.00	16.20	16.11	16.45	16.19	15.49	15.18	14.82	15.67		
		Cumulative time (s)	173.32	157.89	142.11	126.11	109.91	93.80	77.35	61.16	45.67	30.49	15.67	3:22.91	
		Speed (m/s)	12.96	12.67	12.50	12.35	12.41	12.16	12.35	12.91	13.18	13.50	12.76	12.81	
		Stride length (m)	5.98	5.92	5.94	5.93	5.95	5.91	5.94	6.01	6.15	5.90	5.90	5.98	
		Stride duration (s)	0.461	0.467	0.475	0.480	0.479	0.487	0.481	0.465	0.467	0.437	0.463	0.467	
		Stride efficiency (%)	55.82	54.84	55.14	54.92	55.27	54.67	55.12	56.40	59.06	54.33	54.44	55.85	
		Stride count	33.46	33.76	33.67	33.74	33.63	33.81	33.68	33.29	32.53	33.92	33.88	434.89	

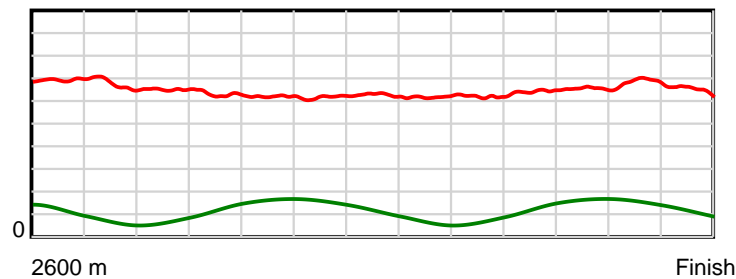
10 m Stride length



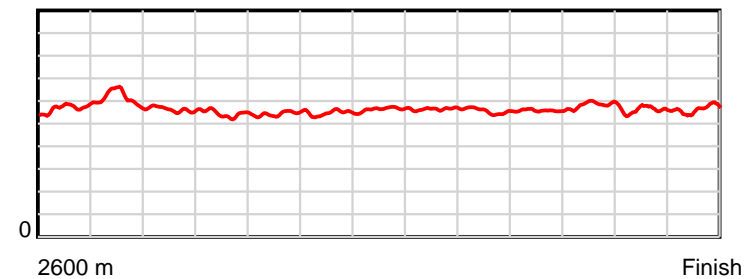
0.6 s Stride duration



20 m/sec Speed



100 % Stride efficiency



Note: Horizontal distance axis grid lines are 200m furlongs.

Disclaimer.

HRNZ and NZMTC and Thoroughbred Ratings Pty Ltd accepts no responsibility for the completeness or accuracy of any of the information contained herein, and makes no representations about its suitability for any particular purpose. Users should make their own judgements about those matters and/or seek independent advice. You assume all risks associated with use of the data provided on this page.



Race Results



July 13, 2025, Race 6, KLARISSE SAGUN-RAY WHITE LICENCED REAL ESTATE AGENT MOB TROT, Distance 2600m, Addington - Survey 3200m

Result	TAB no.	Horse (Barrier)	2600 to	2400m to
5th	7	Lime In A Bott... (0)	2400m	2200m
		Position in running (margin)	-	7(5.8)
		Sectional time (s)	14.79	15.42
		Cumulative time (s)	203.28	188.49
		Speed (m/s)	13.52	12.97
		Stride length (m)	6.40	6.05
		Stride duration (s)	0.451	0.466
		Stride efficiency (%)	63.97	57.19
		Stride count	31.26	33.06

Disclaimer.

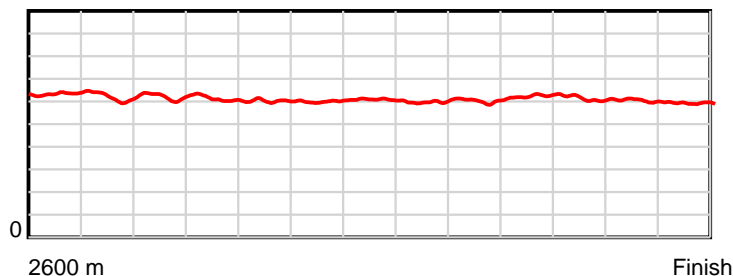
HRNZ and NZMTC and Thoroughbred Ratings Pty Ltd accepts no responsibility for the completeness or accuracy of any of the information contained herein, and makes no representations about its suitability for any particular purpose. Users should make their own judgements about those matters and/or seek independent advice. You assume all risks associated with use of the data provided on this page.

Race Results

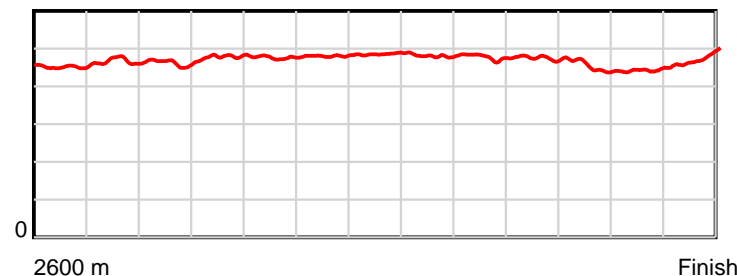
July 13, 2025, Race 6, KLARISSE SAGUN-RAY WHITE LICENCED REAL ESTATE AGENT MOB TROT, Distance 2600m, Addington - Survey 3200m

Result	TAB no.	Horse (Barrier)	2200m to	2000m to	1800m to	1600m to	1400m to	1200m to	1000m to	800m to	600m to	400m to	200m to	Total or	Margin
5th	7	Lime In A Bott... (0)	2000m	1800m	1600m	1400m	1200m	1000m	800m	600m	400m	200m	WP	Average	
		Position in running (margin)	6(7.2)	6(7.5)	6(6.5)	6(6.0)	6(5.8)	6(5.4)	6(5.4)	6(5.2)	5(4.2)	5(4.5)	3(6.8)		12.90
		Sectional time (s)	15.20	15.76	15.97	16.14	16.05	16.44	16.10	15.36	14.94	14.92	16.19		
		Cumulative time (s)	173.07	157.87	142.11	126.14	110.00	93.95	77.51	61.41	46.05	31.11	16.19	3:23.28	
		Speed (m/s)	13.16	12.69	12.52	12.39	12.46	12.17	12.42	13.02	13.39	13.40	12.35	12.79	
		Stride length (m)	6.09	6.07	5.96	5.95	6.05	5.85	5.93	6.20	6.05	5.94	5.86	6.03	
		Stride duration (s)	0.463	0.478	0.476	0.481	0.486	0.481	0.477	0.476	0.452	0.443	0.475	0.471	
		Stride efficiency (%)	57.90	57.58	55.58	55.39	57.27	53.48	54.91	59.99	57.12	55.14	53.74	56.77	
		Stride count	32.86	32.95	33.53	33.59	33.04	34.19	33.74	32.28	33.08	33.67	34.10	431.35	

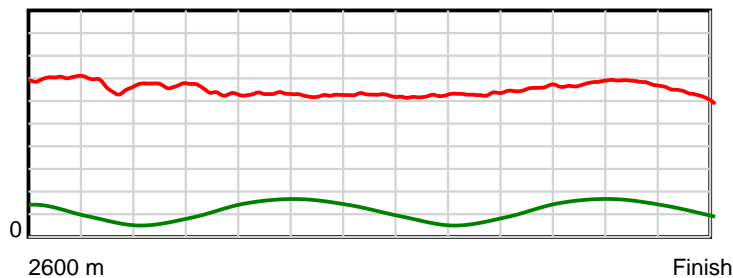
10 m Stride length



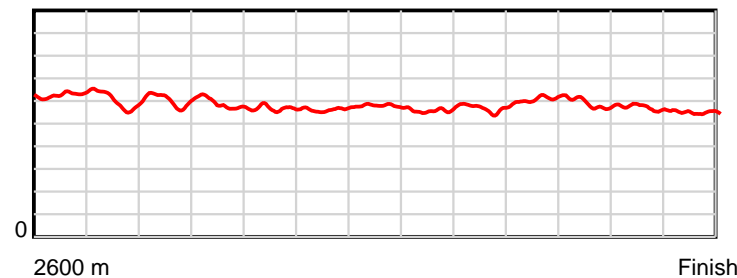
0.6 s Stride duration



20 m/sec Speed



100 % Stride efficiency



Note: Horizontal distance axis grid lines are 200m furlongs.

Disclaimer.

HRNZ and NZMTC and Thoroughbred Ratings Pty Ltd accepts no responsibility for the completeness or accuracy of any of the information contained herein, and makes no representations about its suitability for any particular purpose. Users should make their own judgements about those matters and/or seek independent advice. You assume all risks associated with use of the data provided on this page.



Race Results



July 13, 2025, Race 6, KLARISSE SAGUN-RAY WHITE LICENCED REAL ESTATE AGENT MOB TROT, Distance 2600m, Addington - Survey 3200m

Result	TAB no.	Horse (Barrier)	2600 to	2400m to
6th	4	Musclynn (5)	2400m	2200m
		Position in running (margin)	-	2(0.2)
		Sectional time (s)	13.77	15.16
		Cumulative time (s)	203.68	189.91
		Speed (m/s)	14.52	13.19
		Stride length (m)	6.12	5.84
		Stride duration (s)	0.417	0.443
		Stride efficiency (%)	58.46	53.38
		Stride count	32.70	34.22

Disclaimer.

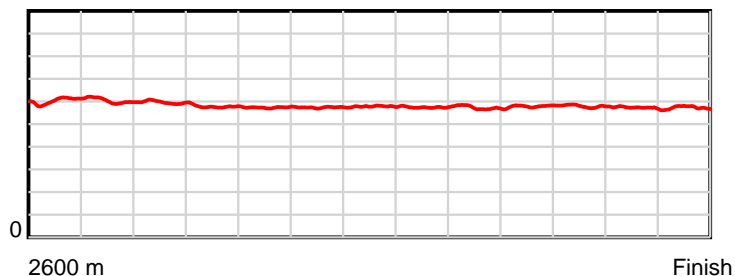
HRNZ and NZMTC and Thoroughbred Ratings Pty Ltd accepts no responsibility for the completeness or accuracy of any of the information contained herein, and makes no representations about its suitability for any particular purpose. Users should make their own judgements about those matters and/or seek independent advice. You assume all risks associated with use of the data provided on this page.

Race Results

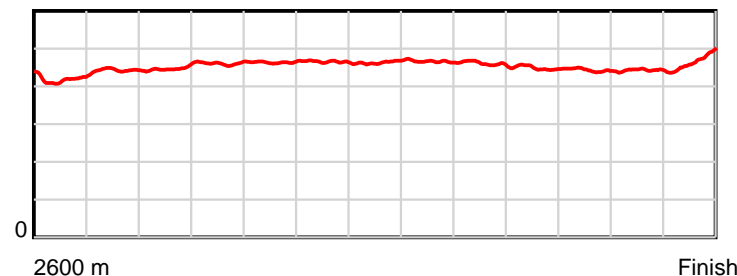
July 13, 2025, Race 6, KLARISSE SAGUN-RAY WHITE LICENCED REAL ESTATE AGENT MOB TROT, Distance 2600m, Addington - Survey 3200m

Result	TAB no.	Horse (Barrier)	2200m to	2000m to	1800m to	1600m to	1400m to	1200m to	1000m to	800m to	600m to	400m to	200m to	Total or	Margin
6th	4	Musclynn (5)	2000m	1800m	1600m	1400m	1200m	1000m	800m	600m	400m	200m	WP	Average	
		Position in running (margin)	1(0.0)	1(0.0)	1(0.0)	1(0.0)	1(0.0)	1(0.0)	1(0.0)	1(0.0)	1(0.0)	2(2.2)	4(7.6)		15.20
		Sectional time (s)	15.14	15.93	16.06	16.17	16.11	16.45	16.13	15.53	15.27	15.42	16.54		
		Cumulative time (s)	174.75	159.61	143.68	127.62	111.45	95.34	78.89	62.76	47.23	31.96	16.54	3:23.68	
		Speed (m/s)	13.21	12.55	12.45	12.37	12.41	12.16	12.40	12.88	13.10	12.97	12.09	12.76	
		Stride length (m)	5.91	5.79	5.77	5.76	5.75	5.67	5.71	5.78	5.81	5.73	5.66	5.79	
		Stride duration (s)	0.448	0.461	0.464	0.465	0.463	0.466	0.461	0.449	0.443	0.442	0.468	0.454	
		Stride efficiency (%)	54.58	52.37	52.11	51.78	51.69	50.16	50.99	52.26	52.67	51.35	50.09	52.40	
		Stride count	33.84	34.55	34.63	34.74	34.77	35.30	35.01	34.58	34.45	34.89	35.33	449.01	

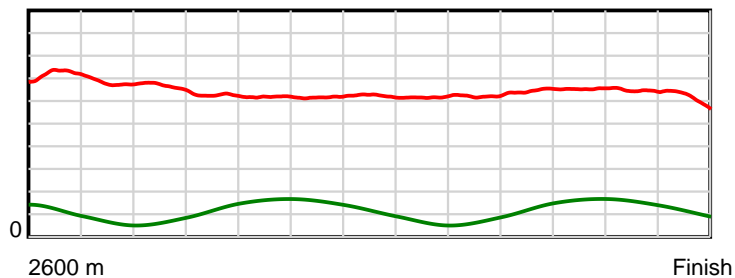
10 m Stride length



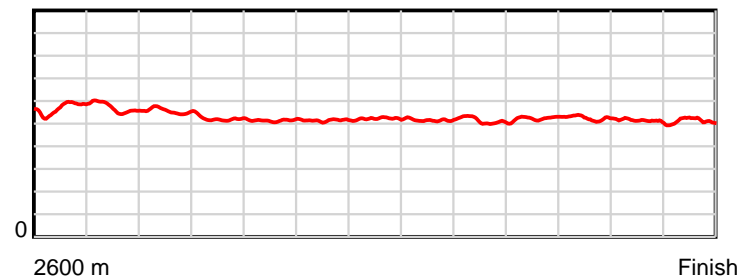
0.6 s Stride duration



20 m/sec Speed



100 % Stride efficiency



Note: Horizontal distance axis grid lines are 200m furlongs.

Disclaimer.

HRNZ and NZMTC and Thoroughbred Ratings Pty Ltd accepts no responsibility for the completeness or accuracy of any of the information contained herein, and makes no representations about its suitability for any particular purpose. Users should make their own judgements about those matters and/or seek independent advice. You assume all risks associated with use of the data provided on this page.



Race Results



July 13, 2025, Race 6, KLARISSE SAGUN-RAY WHITE LICENCED REAL ESTATE AGENT MOB TROT, Distance 2600m, Addington - Survey 3200m

Result	TAB no.	Horse (Barrier)	2600 to	2400m to
7th	1	Cappaha (2)	2400m	2200m
		Position in running (margin)	-	3(0.7)
		Sectional time (s)	14.11	15.31
		Cumulative time (s)	204.63	190.52
		Speed (m/s)	14.17	13.06
		Stride length (m)	6.57	6.36
		Stride duration (s)	0.451	0.487
		Stride efficiency (%)	67.45	63.21
		Stride count	30.44	31.45

Disclaimer.

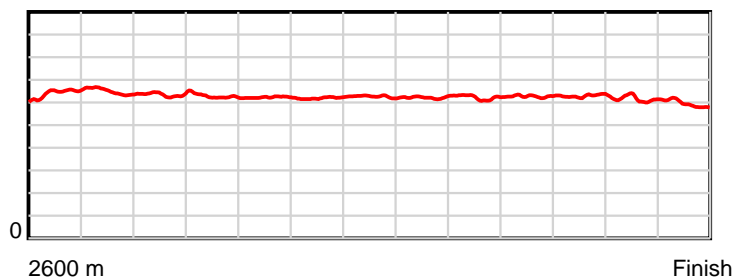
HRNZ and NZMTC and Thoroughbred Ratings Pty Ltd accepts no responsibility for the completeness or accuracy of any of the information contained herein, and makes no representations about its suitability for any particular purpose. Users should make their own judgements about those matters and/or seek independent advice. You assume all risks associated with use of the data provided on this page.

Race Results

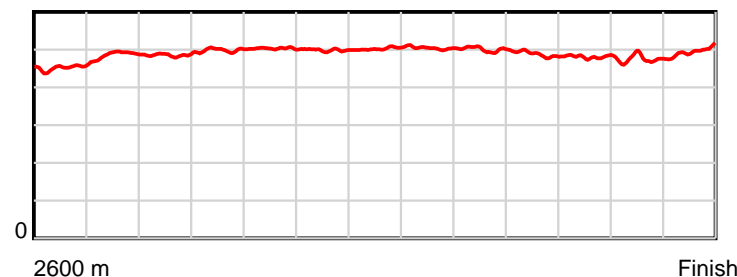
July 13, 2025, Race 6, KLARISSE SAGUN-RAY WHITE LICENCED REAL ESTATE AGENT MOB TROT, Distance 2600m, Addington - Survey 3200m

Result	TAB no.	Horse (Barrier)	2200m to	2000m to	1800m to	1600m to	1400m to	1200m to	1000m to	800m to	600m to	400m to	200m to	Total or	Margin
7th	1	Cappaha (2)	2000m	1800m	1600m	1400m	1200m	1000m	800m	600m	400m	200m	WP	Average	
		Position in running (margin)	2(1.4)	2(2.6)	2(2.1)	2(1.7)	2(1.8)	3(1.9)	3(2.1)	3(2.3)	3(2.3)	4(3.7)	7(9.8)		20.40
		Sectional time (s)	15.34	15.84	16.00	16.19	16.12	16.48	16.17	15.53	15.14	15.53	16.87		
		Cumulative time (s)	175.21	159.87	144.03	128.03	111.84	95.72	79.24	63.07	47.54	32.40	16.87	3:24.63	
		Speed (m/s)	13.04	12.63	12.50	12.35	12.41	12.14	12.37	12.88	13.21	12.88	11.86	12.71	
		Stride length (m)	6.33	6.29	6.28	6.16	6.23	6.12	6.20	6.28	6.36	6.11	5.89	6.24	
		Stride duration (s)	0.486	0.498	0.503	0.499	0.502	0.504	0.501	0.487	0.481	0.475	0.497	0.491	
		Stride efficiency (%)	62.67	61.79	61.73	59.37	60.66	58.53	59.97	61.57	63.19	58.36	54.18	60.86	
		Stride count	31.58	31.80	31.82	32.45	32.10	32.68	32.28	31.86	31.45	32.73	33.97	416.61	

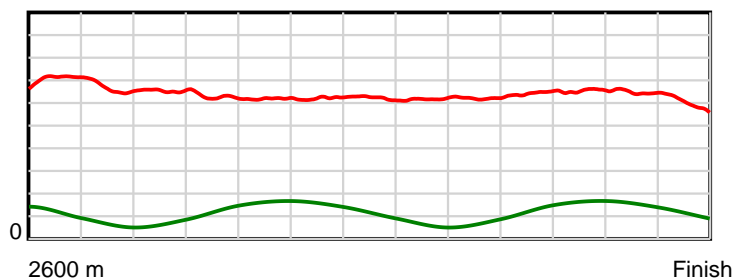
10 m Stride length



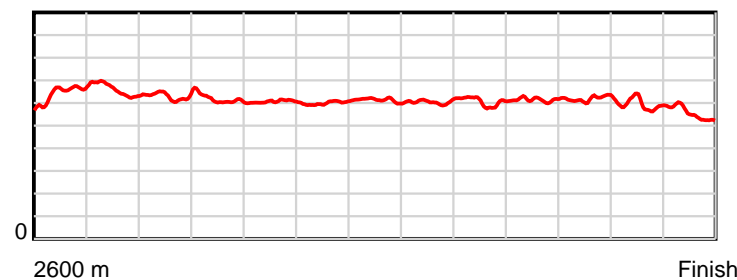
0.6 s Stride duration



20 m/sec Speed



100 % Stride efficiency



Note: Horizontal distance axis grid lines are 200m furlongs.

Disclaimer.

HRNZ and NZMTC and Thoroughbred Ratings Pty Ltd accepts no responsibility for the completeness or accuracy of any of the information contained herein, and makes no representations about its suitability for any particular purpose. Users should make their own judgements about those matters and/or seek independent advice. You assume all risks associated with use of the data provided on this page.



Race Results



July 13, 2025, Race 6, KLARISSE SAGUN-RAY WHITE LICENCED REAL ESTATE AGENT MOB TROT, Distance 2600m, Addington - Survey 3200m

Result	TAB no.	Horse (Barrier)	2600 to	2400m to
8th	3	Bonjour Paris (4)	2400m	2200m
		Position in running (margin)	-	6(5.4)
		Sectional time (s)	14.70	15.95
		Cumulative time (s)	205.18	190.48
		Speed (m/s)	13.60	12.54
		Stride length (m)	6.01	5.82
		Stride duration (s)	0.438	0.464
		Stride efficiency (%)	56.48	52.93
		Stride count	33.27	34.36

Disclaimer.

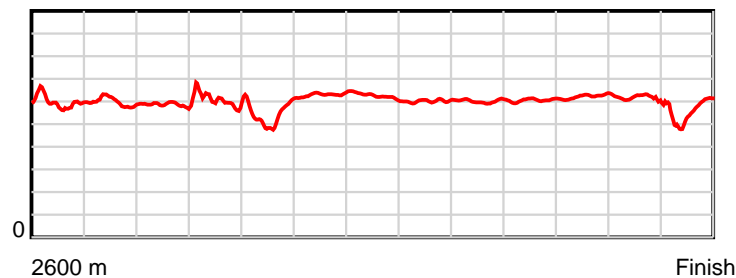
HRNZ and NZMTC and Thoroughbred Ratings Pty Ltd accepts no responsibility for the completeness or accuracy of any of the information contained herein, and makes no representations about its suitability for any particular purpose. Users should make their own judgements about those matters and/or seek independent advice. You assume all risks associated with use of the data provided on this page.

Race Results

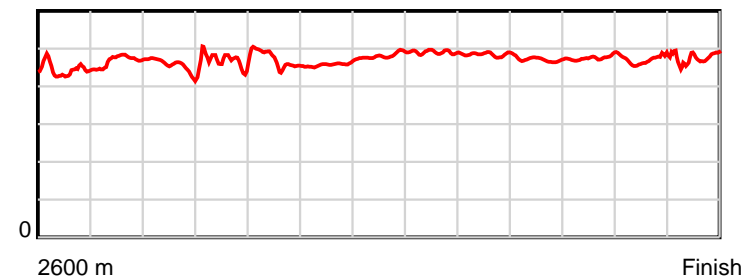
July 13, 2025, Race 6, KLARISSE SAGUN-RAY WHITE LICENCED REAL ESTATE AGENT MOB TROT, Distance 2600m, Addington - Survey 3200m

Result	TAB no.	Horse (Barrier)	2200m to	2000m to	1800m to	1600m to	1400m to	1200m to	1000m to	800m to	600m to	400m to	200m to	Total or	Margin
8th	3	Bonjour Paris (4)	2000m	1800m	1600m	1400m	1200m	1000m	800m	600m	400m	200m	WP	Average	
		Position in running (margin)	7(9.9)	8(14.2)	8(11.9)	8(19.5)	8(9.7)	7(6.1)	7(6.2)	7(6.1)	8(5.9)	8(7.9)	8(12.0)		23.50
		Sectional time (s)	15.86	15.54	17.33	14.53	15.52	16.46	16.12	15.50	15.22	15.21	17.24		
		Cumulative time (s)	174.53	158.67	143.13	125.80	111.27	95.75	79.29	63.17	47.67	32.45	17.24	3:25.18	
		Speed (m/s)	12.61	12.87	11.54	13.76	12.89	12.15	12.41	12.90	13.14	13.15	11.60	12.67	
		Stride length (m)	5.71	5.88	5.40	6.32	6.22	5.95	6.01	6.07	6.26	6.03	5.46	5.92	
		Stride duration (s)	0.453	0.457	0.468	0.459	0.482	0.490	0.485	0.470	0.476	0.459	0.471	0.467	
		Stride efficiency (%)	50.95	54.06	45.57	62.36	60.39	55.40	56.51	57.57	61.17	56.89	46.63	54.80	
		Stride count	35.03	34.00	37.03	31.66	32.17	33.59	33.26	32.95	31.97	33.15	36.61	439.05	

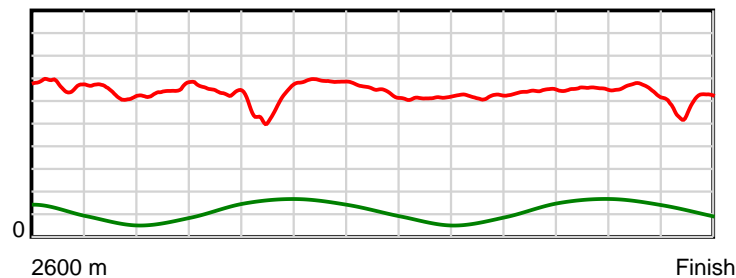
10 m Stride length



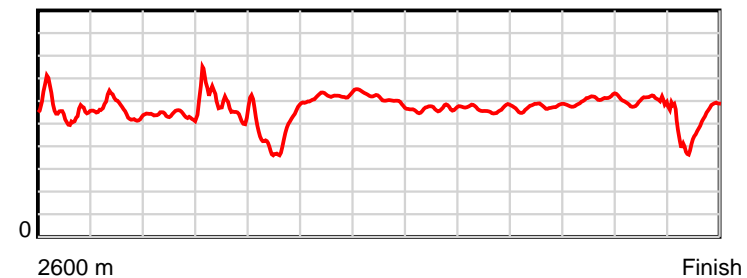
0.6 s Stride duration



20 m/sec Speed



100 % Stride efficiency



Note: Horizontal distance axis grid lines are 200m furlongs.

Disclaimer.

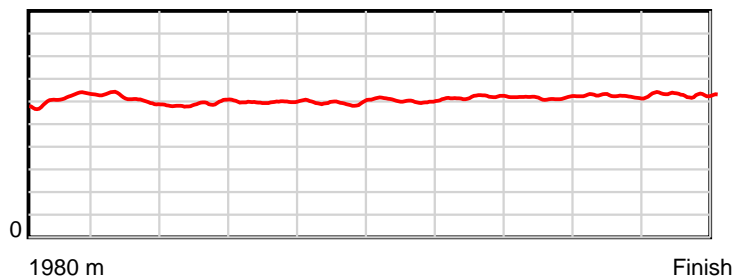
HRNZ and NZMTC and Thoroughbred Ratings Pty Ltd accepts no responsibility for the completeness or accuracy of any of the information contained herein, and makes no representations about its suitability for any particular purpose. Users should make their own judgements about those matters and/or seek independent advice. You assume all risks associated with use of the data provided on this page.

Race Results

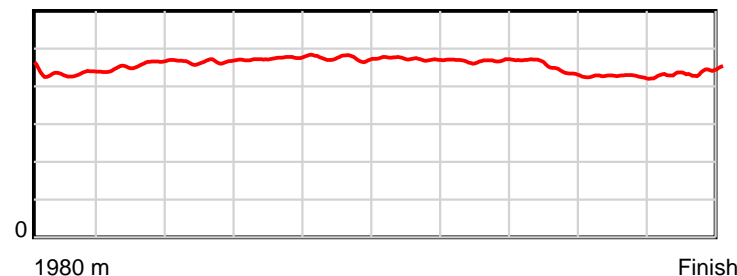
July 13, 2025, Race 7, , Distance 1980m, Addington - Survey 1980m

Result	TAB no.	Horse (Barrier)	1980 to	1800m to	1600m to	1400m to	1200m to	1000m to	800m to	600m to	400m to	200m to	Total or	Margin
1st	5	Loveyourmother (5)	1800m	1600m	1400m	1200m	1000m	800m	600m	400m	200m	WP	Average	
		Position in running (margin)	-	3(2.6)	4(3.7)	5(3.7)	4(3.3)	4(3.5)	4(3.6)	5(3.5)	4(2.0)	2(0.8)		0.00
		Sectional time (s)	12.92	15.10	15.99	15.95	16.26	15.95	15.05	14.75	13.95	13.75		
		Cumulative time (s)	149.67	136.75	121.65	105.66	89.71	73.45	57.50	42.45	27.70	13.75	2:29.67	
		Speed (m/s)	13.93	13.25	12.51	12.54	12.30	12.54	13.29	13.56	14.34	14.55	13.23	
		Stride length (m)	6.09	6.04	5.83	5.95	5.84	5.93	6.22	6.08	6.12	6.37	6.04	
		Stride duration (s)	0.433	0.456	0.466	0.474	0.475	0.473	0.468	0.448	0.427	0.438	0.457	
		Stride efficiency (%)	57.89	56.92	53.07	55.27	53.25	54.93	60.54	57.68	58.47	63.32	57.01	
		Stride count	29.57	33.14	34.32	33.63	34.26	33.73	32.13	32.92	32.69	31.42	327.81	

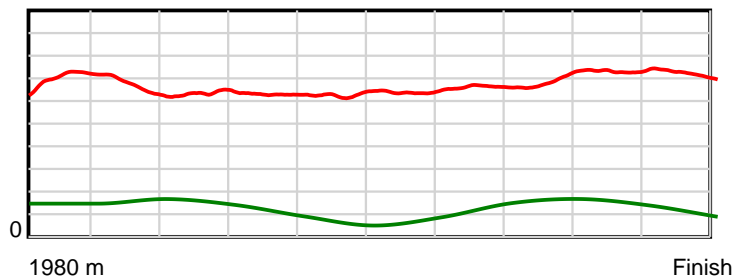
10 m Stride length



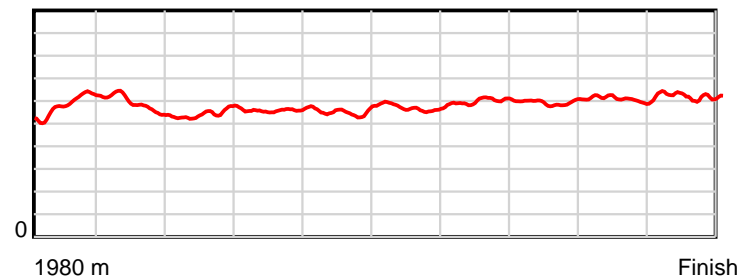
0.6 s Stride duration



20 m/sec Speed



100 % Stride efficiency



Note: Horizontal distance axis grid lines are 200m furlongs.

Disclaimer.

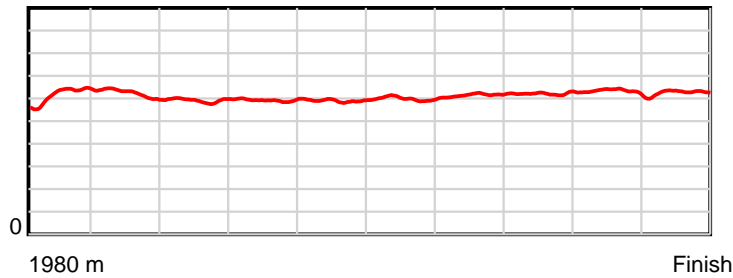
HRNZ and NZMTC and Thoroughbred Ratings Pty Ltd accepts no responsibility for the completeness or accuracy of any of the information contained herein, and makes no representations about its suitability for any particular purpose. Users should make their own judgements about those matters and/or seek independent advice. You assume all risks associated with use of the data provided on this page.

Race Results

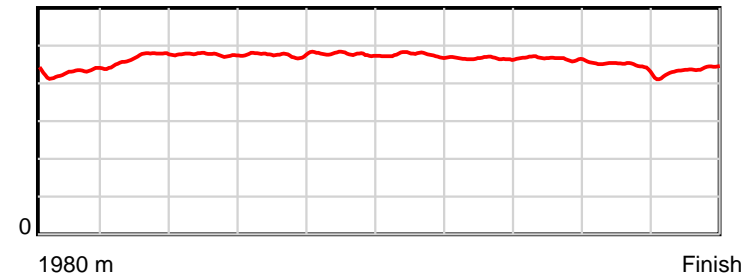
July 13, 2025, Race 7, , Distance 1980m, Addington - Survey 1980m

Result	TAB no.	Horse (Barrier)	1980 to	1800m to	1600m to	1400m to	1200m to	1000m to	800m to	600m to	400m to	200m to	Total or	Margin
2nd	3	Gliding High (3)	1800m	1600m	1400m	1200m	1000m	800m	600m	400m	200m	WP	Average	
		Position in running (margin)	-	2(0.9)	2(2.1)	3(1.9)	3(1.8)	3(2.1)	3(1.9)	3(2.0)	3(1.6)	3(0.9)		0.40
		Sectional time (s)	12.51	15.13	15.95	16.01	16.26	15.89	15.07	14.95	14.04	13.93		
		Cumulative time (s)	149.74	137.23	122.10	106.15	90.14	73.88	57.99	42.92	27.97	13.93	2:29.74	
		Speed (m/s)	14.39	13.22	12.54	12.49	12.30	12.59	13.27	13.38	14.25	14.36	13.22	
		Stride length (m)	6.16	6.19	5.97	5.94	5.87	5.98	6.18	6.23	6.35	6.26	6.11	
		Stride duration (s)	0.427	0.468	0.476	0.476	0.477	0.475	0.466	0.465	0.446	0.436	0.462	
		Stride efficiency (%)	59.30	59.83	55.71	55.22	53.85	55.93	59.71	60.56	63.00	61.21	58.32	
		Stride count	29.22	32.32	33.50	33.64	34.07	33.43	32.36	32.13	31.50	31.95	324.12	

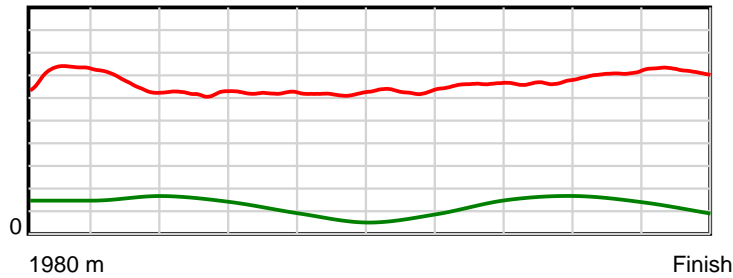
10 m Stride length



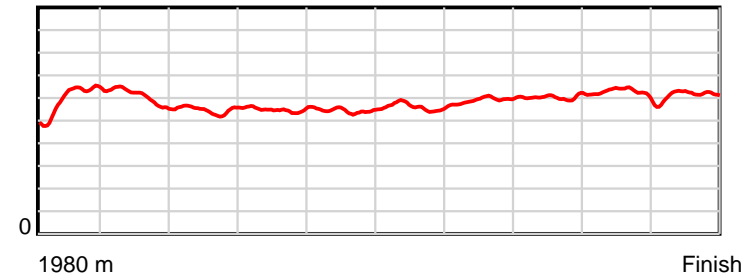
0.6 s Stride duration



20 m/sec Speed



100 % Stride efficiency



Note: Horizontal distance axis grid lines are 200m furlongs.

Disclaimer.

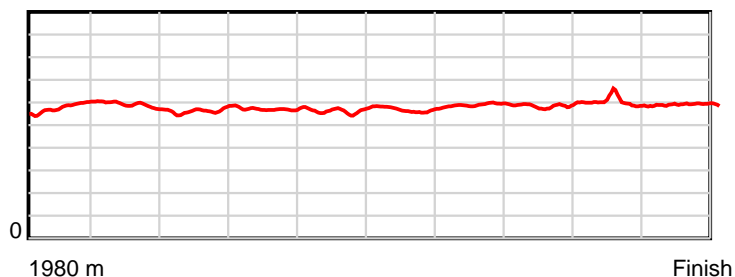
HRNZ and NZMTC and Thoroughbred Ratings Pty Ltd accepts no responsibility for the completeness or accuracy of any of the information contained herein, and makes no representations about its suitability for any particular purpose. Users should make their own judgements about those matters and/or seek independent advice. You assume all risks associated with use of the data provided on this page.

Race Results

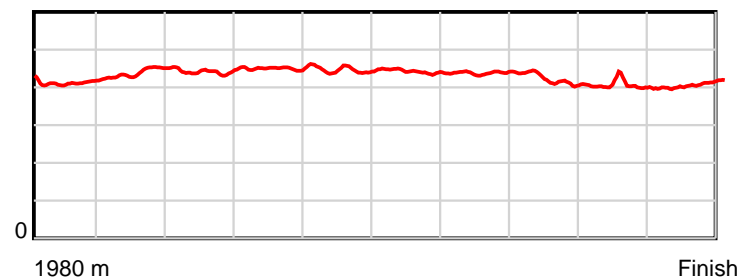
July 13, 2025, Race 7, , Distance 1980m, Addington - Survey 1980m

Result	TAB no.	Horse (Barrier)	1980 to	1800m to	1600m to	1400m to	1200m to	1000m to	800m to	600m to	400m to	200m to	Total or	Margin
3rd	2	Shadow Creek (2)	1800m	1600m	1400m	1200m	1000m	800m	600m	400m	200m	WP	Average	
		Position in running (margin)	-	6(3.4)	7(6.3)	7(5.8)	6(5.4)	6(5.4)	6(5.4)	6(5.1)	6(4.5)	5(2.3)		0.80
		Sectional time (s)	12.94	15.40	15.92	15.94	16.24	15.92	15.00	14.92	13.79	13.74		
		Cumulative time (s)	149.81	136.87	121.47	105.55	89.61	73.37	57.45	42.45	27.53	13.74	2:29.81	
		Speed (m/s)	13.91	12.99	12.56	12.55	12.32	12.56	13.33	13.40	14.50	14.56	13.22	
		Stride length (m)	5.70	5.71	5.55	5.65	5.49	5.55	5.84	5.62	5.83	5.92	5.68	
		Stride duration (s)	0.410	0.439	0.442	0.450	0.446	0.442	0.438	0.419	0.402	0.407	0.430	
		Stride efficiency (%)	50.71	50.87	48.16	49.89	47.14	48.15	53.36	49.37	53.05	54.72	50.45	
		Stride count	31.60	35.05	36.03	35.40	36.41	36.03	34.23	35.58	34.33	33.80	348.46	

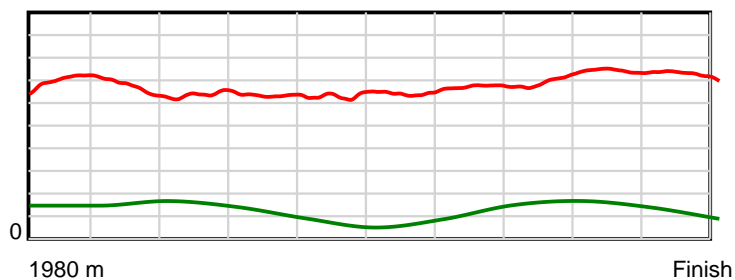
10 m Stride length



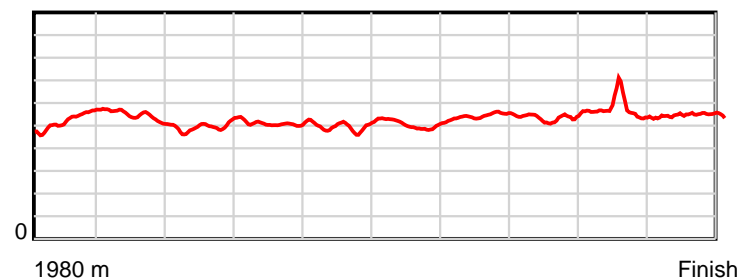
0.6 s Stride duration



20 m/sec Speed



100 % Stride efficiency



Note: Horizontal distance axis grid lines are 200m furlongs.

Disclaimer.

HRNZ and NZMTC and Thoroughbred Ratings Pty Ltd accepts no responsibility for the completeness or accuracy of any of the information contained herein, and makes no representations about its suitability for any particular purpose. Users should make their own judgements about those matters and/or seek independent advice. You assume all risks associated with use of the data provided on this page.

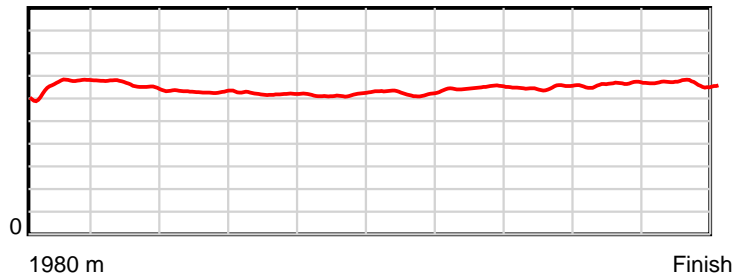


Race Results

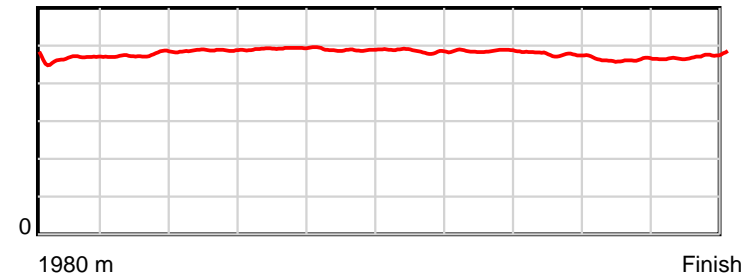
July 13, 2025, Race 7, , Distance 1980m, Addington - Survey 1980m

Result	TAB no.	Horse (Barrier)	1980 to	1800m to	1600m to	1400m to	1200m to	1000m to	800m to	600m to	400m to	200m to	Total or	Margin
4th	8	Brandi Snapp (8)	1800m	1600m	1400m	1200m	1000m	800m	600m	400m	200m	WP	Average	
		Position in running (margin)	-	5(3.0)	3(2.9)	2(1.7)	2(1.1)	2(1.8)	2(1.5)	2(1.5)	2(1.2)	4(1.1)		2.50
		Sectional time (s)	12.71	14.90	15.80	15.92	16.34	15.88	15.06	14.96	14.14	14.42		
		Cumulative time (s)	150.13	137.42	122.52	106.72	90.80	74.46	58.58	43.52	28.56	14.42	2:30.13	
		Speed (m/s)	14.16	13.42	12.66	12.56	12.24	12.59	13.28	13.37	14.14	13.87	13.19	
		Stride length (m)	6.52	6.39	6.17	6.19	5.98	6.11	6.45	6.37	6.54	6.56	6.32	
		Stride duration (s)	0.465	0.476	0.487	0.493	0.489	0.485	0.486	0.477	0.462	0.473	0.479	
		Stride efficiency (%)	66.47	63.78	59.54	59.86	55.94	58.39	65.05	63.45	66.74	67.15	62.42	
		Stride count	27.60	31.31	32.40	32.31	33.43	32.72	31.00	31.39	30.60	30.51	313.27	

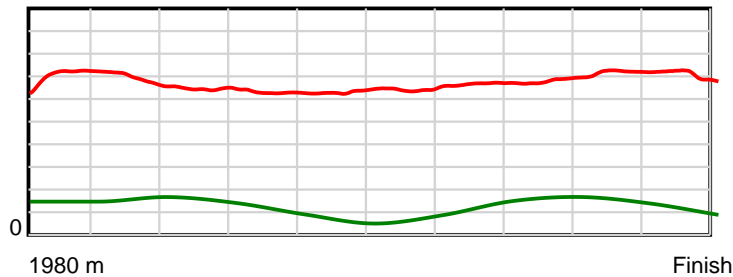
10 m Stride length



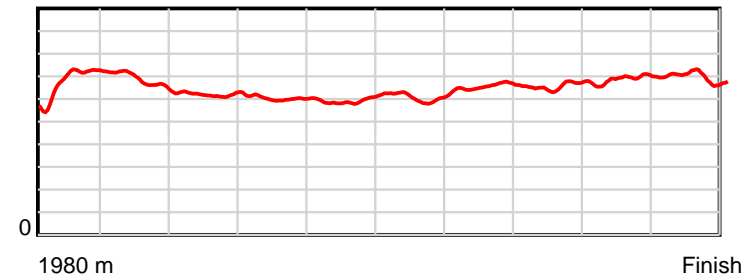
0.6 s Stride duration



20 m/sec Speed



100 % Stride efficiency



Note: Horizontal distance axis grid lines are 200m furlongs.

Disclaimer.

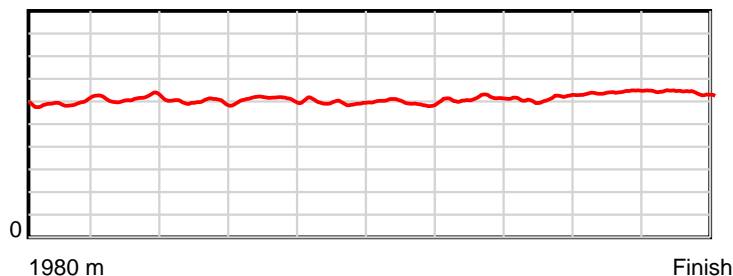
HRNZ and NZMTC and Thoroughbred Ratings Pty Ltd accepts no responsibility for the completeness or accuracy of any of the information contained herein, and makes no representations about its suitability for any particular purpose. Users should make their own judgements about those matters and/or seek independent advice. You assume all risks associated with use of the data provided on this page.

Race Results

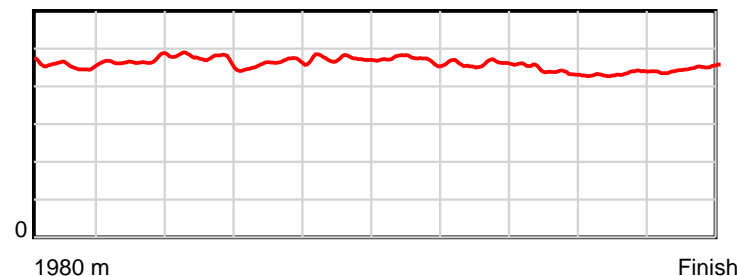
July 13, 2025, Race 7, , Distance 1980m, Addington - Survey 1980m

Result	TAB no.	Horse (Barrier)	1980 to	1800m to	1600m to	1400m to	1200m to	1000m to	800m to	600m to	400m to	200m to	Total or	Margin
5th	9	Enya Franco (9)	1800m	1600m	1400m	1200m	1000m	800m	600m	400m	200m	WP	Average	
		Position in running (margin)	-	11(9.8)	11(14.4)	11(14.4)	9(8.5)	8(7.3)	8(7.4)	8(7.1)	9(5.5)	6(3.4)		3.50
		Sectional time (s)	14.04	15.68	16.00	15.04	16.02	15.94	15.01	14.74	13.81	14.03		
		Cumulative time (s)	150.31	136.27	120.59	104.59	89.55	73.53	57.59	42.58	27.84	14.03	2:30.31	
		Speed (m/s)	12.82	12.76	12.50	13.30	12.48	12.55	13.32	13.57	14.48	14.26	13.17	
		Stride length (m)	5.84	5.98	5.92	6.13	5.92	5.91	6.13	5.99	6.29	6.37	6.05	
		Stride duration (s)	0.453	0.468	0.474	0.461	0.474	0.471	0.460	0.441	0.434	0.447	0.459	
		Stride efficiency (%)	53.36	55.81	54.77	58.72	54.74	54.56	58.68	56.07	61.91	63.44	57.11	
		Stride count	30.80	33.47	33.78	32.63	33.79	33.85	32.64	33.39	31.78	31.39	327.52	

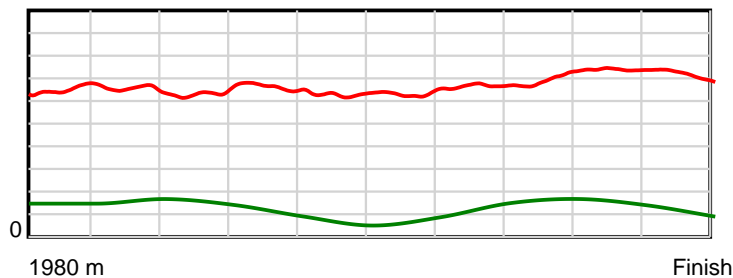
10 m Stride length



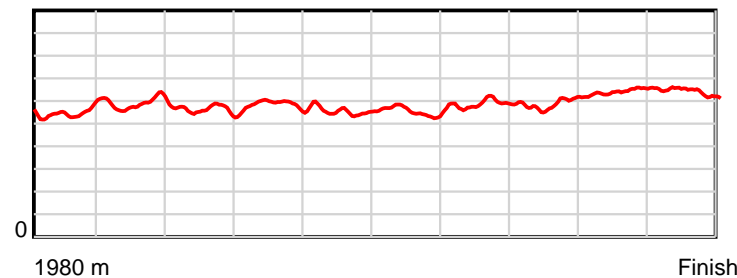
0.6 s Stride duration



20 m/sec Speed



100 % Stride efficiency



Note: Horizontal distance axis grid lines are 200m furlongs.

Disclaimer.

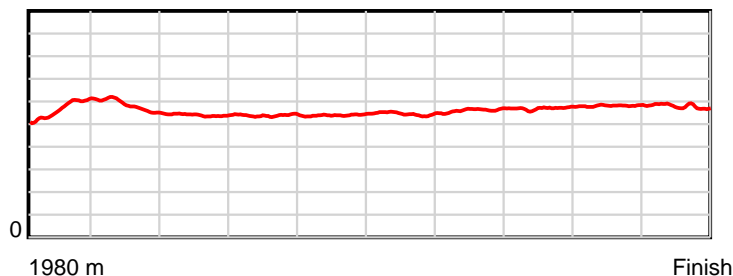
HRNZ and NZMTC and Thoroughbred Ratings Pty Ltd accepts no responsibility for the completeness or accuracy of any of the information contained herein, and makes no representations about its suitability for any particular purpose. Users should make their own judgements about those matters and/or seek independent advice. You assume all risks associated with use of the data provided on this page.

Race Results

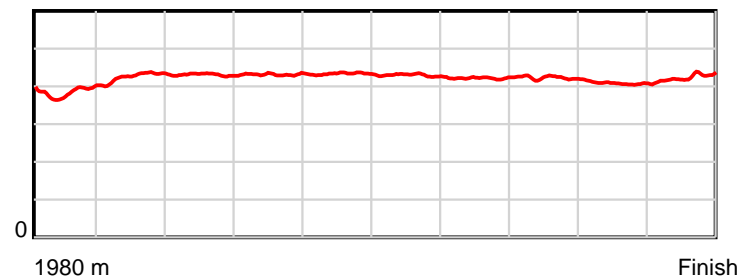
July 13, 2025, Race 7, , Distance 1980m, Addington - Survey 1980m

Result	TAB no.	Horse (Barrier)	1980 to	1800m to	1600m to	1400m to	1200m to	1000m to	800m to	600m to	400m to	200m to	Total or	Margin
6th	4	Trojan Princes... (4)	1800m	1600m	1400m	1200m	1000m	800m	600m	400m	200m	WP	Average	
		Position in running (margin)	-	1(0.0)	1(0.0)	1(0.0)	1(0.0)	1(0.0)	1(0.0)	1(0.0)	1(0.0)	1(0.0)		3.60
		Sectional time (s)	12.21	14.92	16.00	16.02	16.23	15.93	15.06	15.01	14.15	14.80		
		Cumulative time (s)	150.33	138.12	123.20	107.20	91.18	74.95	59.02	43.96	28.95	14.80	2:30.33	
		Speed (m/s)	14.74	13.40	12.50	12.48	12.32	12.55	13.28	13.32	14.13	13.51	13.17	
		Stride length (m)	5.62	5.72	5.38	5.39	5.34	5.39	5.60	5.63	5.76	5.75	5.55	
		Stride duration (s)	0.385	0.427	0.430	0.432	0.433	0.429	0.421	0.423	0.408	0.425	0.422	
		Stride efficiency (%)	49.34	51.10	45.22	45.45	44.54	45.40	48.97	49.55	51.87	51.65	48.18	
		Stride count	32.03	34.97	37.18	37.09	37.46	37.10	35.73	35.52	34.71	34.79	356.58	

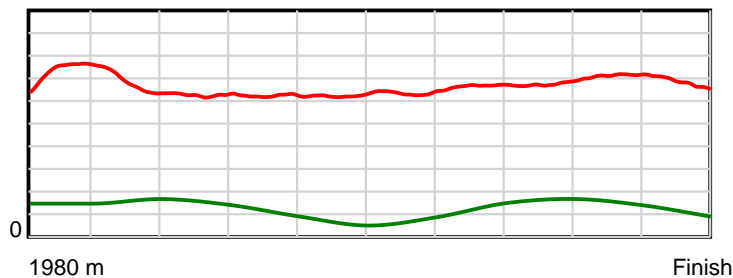
10 m Stride length



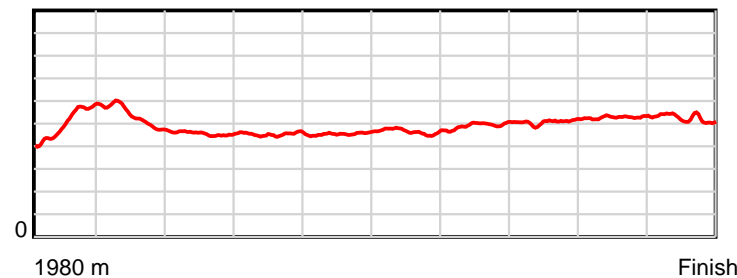
0.6 s Stride duration



20 m/sec Speed



100 % Stride efficiency



Note: Horizontal distance axis grid lines are 200m furlongs.

Disclaimer.

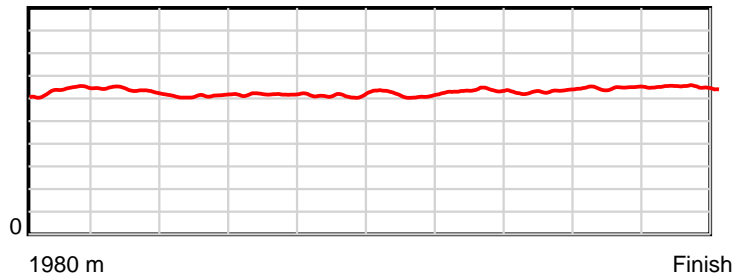
HRNZ and NZMTC and Thoroughbred Ratings Pty Ltd accepts no responsibility for the completeness or accuracy of any of the information contained herein, and makes no representations about its suitability for any particular purpose. Users should make their own judgements about those matters and/or seek independent advice. You assume all risks associated with use of the data provided on this page.

Race Results

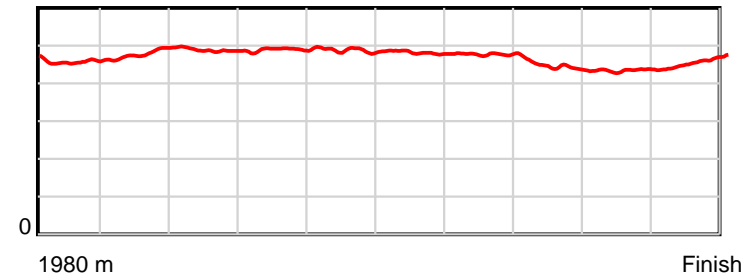
July 13, 2025, Race 7, , Distance 1980m, Addington - Survey 1980m

Result	TAB no.	Horse (Barrier)	1980 to	1800m to	1600m to	1400m to	1200m to	1000m to	800m to	600m to	400m to	200m to	Total or	Margin
7th	11	Stubing (11)	1800m	1600m	1400m	1200m	1000m	800m	600m	400m	200m	WP	Average	
		Position in running (margin)	-	8(6.0)	8(7.7)	8(8.9)	8(7.3)	9(7.7)	9(7.6)	9(7.2)	7(4.7)	8(4.0)		4.50
		Sectional time (s)	13.40	15.20	16.21	15.75	16.29	15.91	14.99	14.59	14.03	14.12		
		Cumulative time (s)	150.49	137.09	121.89	105.68	89.93	73.64	57.73	42.74	28.15	14.12	2:30.49	
		Speed (m/s)	13.43	13.16	12.34	12.70	12.28	12.57	13.34	13.71	14.26	14.16	13.16	
		Stride length (m)	6.31	6.29	6.03	6.21	5.99	6.05	6.37	6.09	6.20	6.50	6.20	
		Stride duration (s)	0.456	0.478	0.489	0.489	0.488	0.481	0.478	0.444	0.435	0.459	0.471	
		Stride efficiency (%)	62.27	61.82	56.81	60.25	56.10	57.17	63.43	57.98	60.04	65.94	60.05	
		Stride count	28.51	31.80	33.17	32.21	33.38	33.06	31.39	32.83	32.27	30.79	319.41	

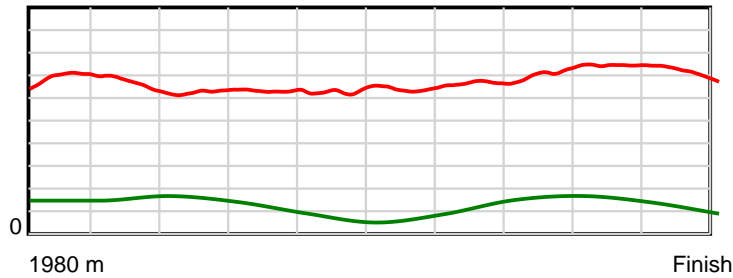
10 m Stride length



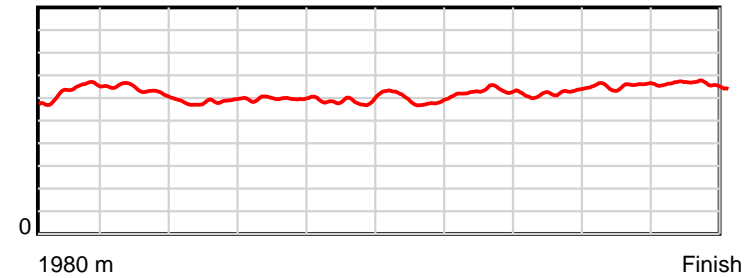
0.6 s Stride duration



20 m/sec Speed



100 % Stride efficiency



Note: Horizontal distance axis grid lines are 200m furlongs.

Disclaimer.

HRNZ and NZMTC and Thoroughbred Ratings Pty Ltd accepts no responsibility for the completeness or accuracy of any of the information contained herein, and makes no representations about its suitability for any particular purpose. Users should make their own judgements about those matters and/or seek independent advice. You assume all risks associated with use of the data provided on this page.

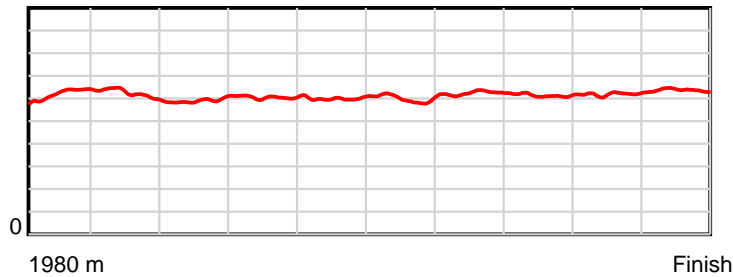


Race Results

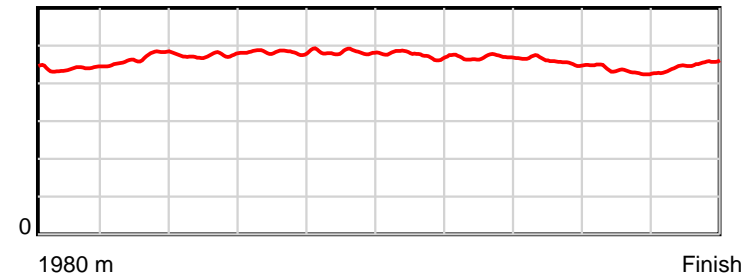
July 13, 2025, Race 7, , Distance 1980m, Addington - Survey 1980m

Result	TAB no.	Horse (Barrier)	1980 to	1800m to	1600m to	1400m to	1200m to	1000m to	800m to	600m to	400m to	200m to	Total or	Margin
8th	10	Lord Mudrick (10)	1800m	1600m	1400m	1200m	1000m	800m	600m	400m	200m	WP	Average	
		Position in running (margin)	-	7(4.9)	6(5.6)	6(5.6)	7(5.9)	7(6.0)	7(5.5)	7(5.3)	8(5.2)	9(4.4)		4.60
		Sectional time (s)	13.12	15.04	15.99	16.06	16.24	15.85	15.02	15.00	14.02	14.17		
		Cumulative time (s)	150.51	137.39	122.35	106.36	90.30	74.06	58.21	43.19	28.19	14.17	2:30.51	
		Speed (m/s)	13.72	13.30	12.51	12.45	12.32	12.62	13.32	13.33	14.27	14.11	13.16	
		Stride length (m)	6.15	6.22	5.93	6.01	5.94	6.00	6.25	6.12	6.19	6.33	6.11	
		Stride duration (s)	0.439	0.468	0.474	0.483	0.483	0.475	0.469	0.459	0.434	0.449	0.465	
		Stride efficiency (%)	59.13	60.48	54.97	56.46	55.22	56.27	61.03	58.49	59.94	62.61	58.38	
		Stride count	29.26	32.15	33.72	33.27	33.64	33.33	32.00	32.69	32.29	31.60	323.95	

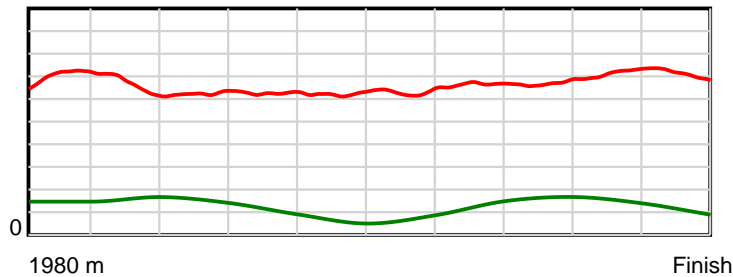
10 m Stride length



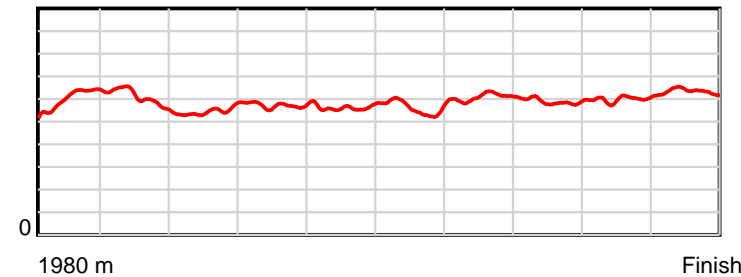
0.6 s Stride duration



20 m/sec Speed



100 % Stride efficiency



Note: Horizontal distance axis grid lines are 200m furlongs.

Disclaimer.

HRNZ and NZMTC and Thoroughbred Ratings Pty Ltd accepts no responsibility for the completeness or accuracy of any of the information contained herein, and makes no representations about its suitability for any particular purpose. Users should make their own judgements about those matters and/or seek independent advice. You assume all risks associated with use of the data provided on this page.

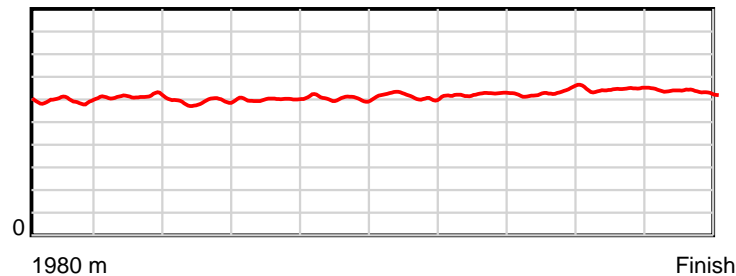


Race Results

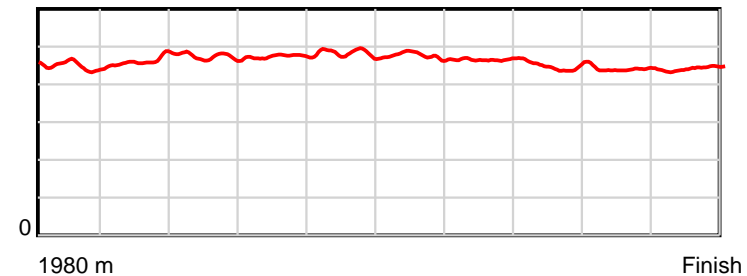
July 13, 2025, Race 7, , Distance 1980m, Addington - Survey 1980m

Result	TAB no.	Horse (Barrier)	1980 to	1800m to	1600m to	1400m to	1200m to	1000m to	800m to	600m to	400m to	200m to	Total or	Margin
9th	7	Bronski (7)	1800m	1600m	1400m	1200m	1000m	800m	600m	400m	200m	WP	Average	
		Position in running (margin)	-	10(9.5)	10(12.0)	10(12.7)	11(11.6)	11(12.0)	11(11.2)	11(10.8)	10(7.0)	10(5.2)		4.70
		Sectional time (s)	13.92	15.32	16.12	15.84	16.28	15.80	14.99	14.36	13.85	14.04		
		Cumulative time (s)	150.52	136.60	121.28	105.16	89.32	73.04	57.24	42.25	27.89	14.04	2:30.52	
		Speed (m/s)	12.93	13.05	12.41	12.63	12.29	12.66	13.34	13.93	14.44	14.25	13.15	
		Stride length (m)	5.88	6.04	5.87	5.98	5.93	6.02	6.21	6.24	6.34	6.31	6.08	
		Stride duration (s)	0.447	0.463	0.473	0.474	0.483	0.476	0.466	0.448	0.439	0.443	0.462	
		Stride efficiency (%)	53.98	57.06	53.86	55.91	54.99	56.69	60.28	60.83	62.77	62.14	57.75	
		Stride count	30.63	33.10	34.07	33.44	33.72	33.21	32.20	32.06	31.56	31.72	325.71	

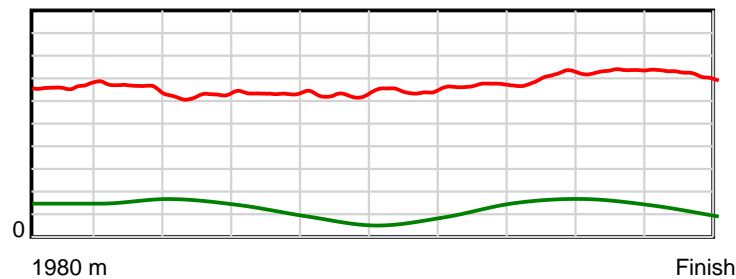
10 m Stride length



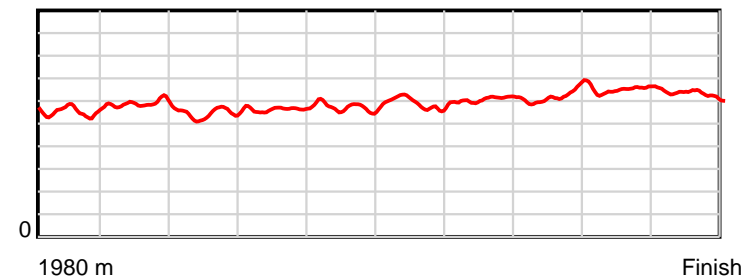
0.6 s Stride duration



20 m/sec Speed



100 % Stride efficiency



Note: Horizontal distance axis grid lines are 200m furlongs.

Disclaimer.

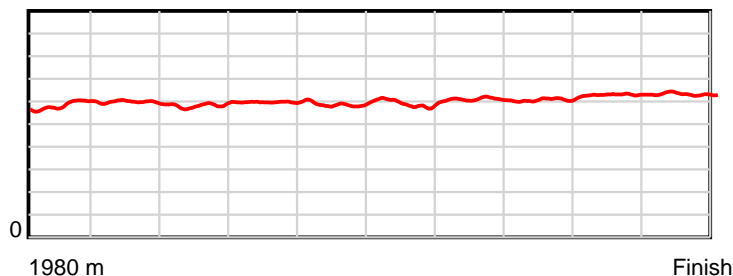
HRNZ and NZMTC and Thoroughbred Ratings Pty Ltd accepts no responsibility for the completeness or accuracy of any of the information contained herein, and makes no representations about its suitability for any particular purpose. Users should make their own judgements about those matters and/or seek independent advice. You assume all risks associated with use of the data provided on this page.

Race Results

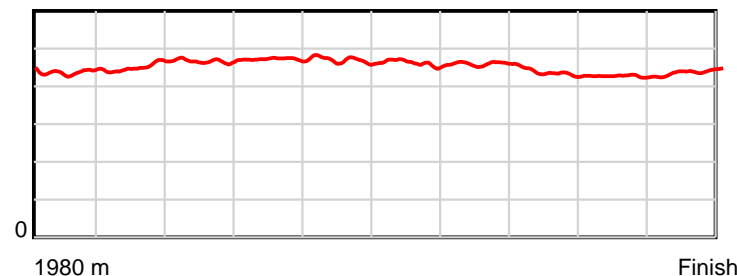
July 13, 2025, Race 7, , Distance 1980m, Addington - Survey 1980m

Result	TAB no.	Horse (Barrier)	1980 to	1800m to	1600m to	1400m to	1200m to	1000m to	800m to	600m to	400m to	200m to	Total or	Margin
10th	6	Wolf Of Wall S... (6)	1800m	1600m	1400m	1200m	1000m	800m	600m	400m	200m	WP	Average	
		Position in running (margin)	-	9(7.7)	9(10.1)	9(10.8)	10(9.7)	10(9.6)	10(9.1)	10(9.2)	11(7.4)	11(6.1)		4.90
		Sectional time (s)	13.55	15.31	16.12	15.83	16.21	15.84	15.06	14.72	13.93	13.98		
		Cumulative time (s)	150.55	137.00	121.69	105.57	89.74	73.53	57.69	42.63	27.91	13.98	2:30.55	
		Speed (m/s)	13.29	13.06	12.41	12.63	12.34	12.63	13.28	13.59	14.36	14.31	13.15	
		Stride length (m)	5.78	5.89	5.79	5.96	5.79	5.82	6.11	5.91	6.12	6.30	5.95	
		Stride duration (s)	0.437	0.451	0.467	0.472	0.470	0.461	0.460	0.435	0.427	0.440	0.452	
		Stride efficiency (%)	52.12	54.27	52.41	55.48	52.48	53.01	58.35	54.61	58.57	61.95	55.23	
		Stride count	31.17	33.94	34.53	33.57	34.51	34.34	32.73	33.83	32.67	31.76	333.05	

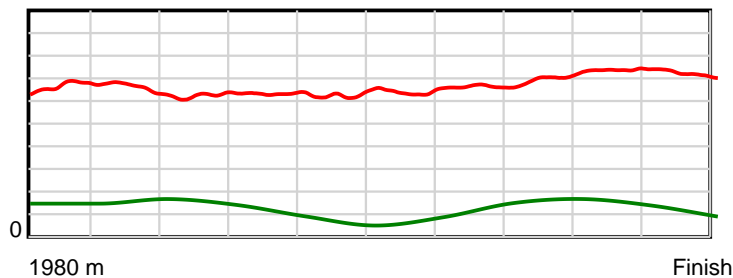
10 m Stride length



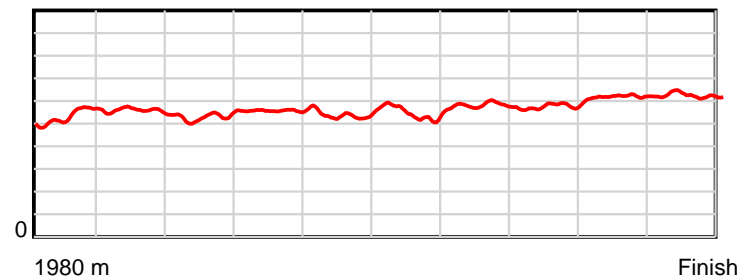
0.6 s Stride duration



20 m/sec Speed



100 % Stride efficiency



Note: Horizontal distance axis grid lines are 200m furlongs.

Disclaimer.

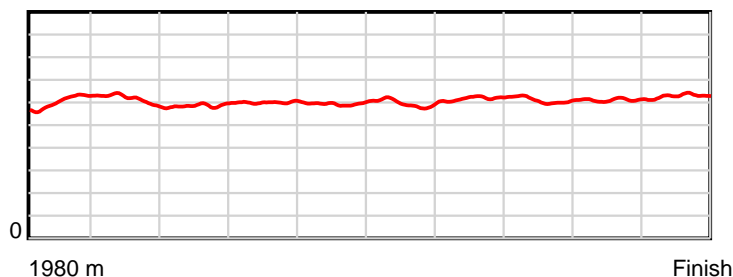
HRNZ and NZMTC and Thoroughbred Ratings Pty Ltd accepts no responsibility for the completeness or accuracy of any of the information contained herein, and makes no representations about its suitability for any particular purpose. Users should make their own judgements about those matters and/or seek independent advice. You assume all risks associated with use of the data provided on this page.

Race Results

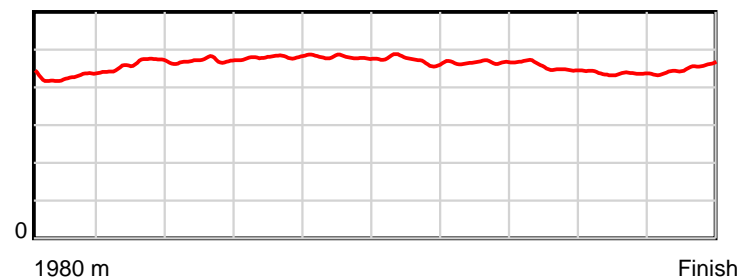
July 13, 2025, Race 7, , Distance 1980m, Addington - Survey 1980m

Result	TAB no.	Horse (Barrier)	1980 to	1800m to	1600m to	1400m to	1200m to	1000m to	800m to	600m to	400m to	200m to	Total or	Margin
11th	1	Speed Writer (1)	1800m	1600m	1400m	1200m	1000m	800m	600m	400m	200m	WP	Average	
		Position in running (margin)	-	4(2.8)	5(3.9)	4(3.6)	5(3.7)	5(3.7)	5(3.7)	4(3.5)	5(3.2)	7(3.8)		5.60
		Sectional time (s)	12.67	15.10	15.94	16.03	16.23	15.91	15.03	14.96	14.26	14.54		
		Cumulative time (s)	150.67	138.00	122.90	106.96	90.93	74.70	58.79	43.76	28.80	14.54	2:30.67	
		Speed (m/s)	14.21	13.25	12.55	12.48	12.32	12.57	13.31	13.37	14.03	13.76	13.14	
		Stride length (m)	6.01	6.12	5.90	5.99	5.91	5.93	6.20	6.08	6.13	6.20	6.05	
		Stride duration (s)	0.426	0.462	0.470	0.480	0.480	0.472	0.466	0.454	0.437	0.451	0.460	
		Stride efficiency (%)	56.37	58.61	54.41	55.98	54.64	54.96	60.10	57.68	58.79	60.15	57.12	
		Stride count	29.97	32.66	33.89	33.41	33.82	33.72	32.25	32.92	32.61	32.24	327.49	

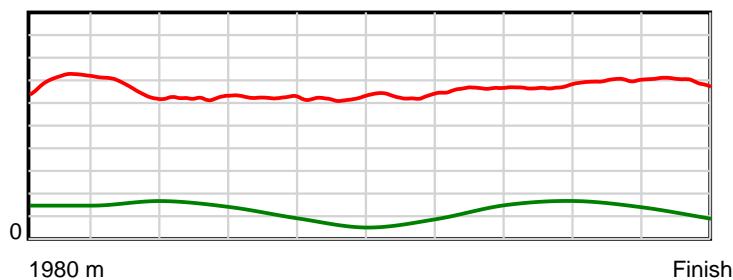
10 m Stride length



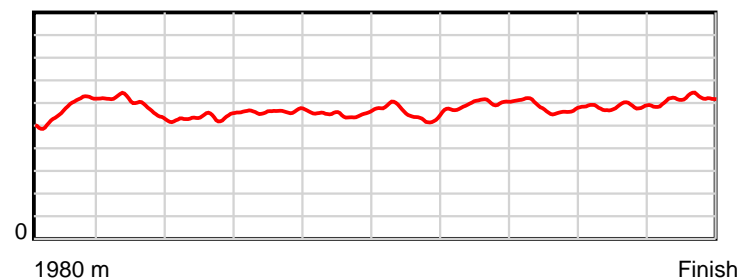
0.6 s Stride duration



20 m/sec Speed



100 % Stride efficiency



Note: Horizontal distance axis grid lines are 200m furlongs.

Disclaimer.

HRNZ and NZMTC and Thoroughbred Ratings Pty Ltd accepts no responsibility for the completeness or accuracy of any of the information contained herein, and makes no representations about its suitability for any particular purpose. Users should make their own judgements about those matters and/or seek independent advice. You assume all risks associated with use of the data provided on this page.