



Race Results

NZ Metropolitan Trotting Club Inc, HRNZ, July 25, 2025

Compilation date: July 25, 2025, 9:33:45 PM (NZST)

Copyright © 2025 HRNZ and NZMTC. All rights reserved.

Trademarks.

StrideMASTER is a registered trademark of Thoroughbred Ratings Pty Ltd.

Disclaimer.

HRNZ and NZMTC and Thoroughbred Ratings Pty Ltd accepts no responsibility for the completeness or accuracy of any of the information contained herein, and makes no representations about its suitability for any particular purpose. Users should make their own judgements about those matters and/or seek independent advice. You assume all risks associated with use of the data provided on this page.



Race Results



July 25, 2025, Race 10, AVON CITY FORD WINTER REWARDS MOBILE PACE, Distance 2600m, Addington - Survey 3200m

Result	TAB no.	Horse (Barrier)	2600 to	2400m to
1st	1	Carbon (1)	2400m	2200m
		Position in running (margin)	-	1(0.0)
		Sectional time (s)	13.22	14.38
		Cumulative time (s)	192.55	179.33
		Speed (m/s)	15.13	13.91
		Stride length (m)	6.32	6.21
		Stride duration (s)	0.412	0.447
		Stride efficiency (%)	62.51	60.29
		Stride count	31.62	32.20

Disclaimer.

HRNZ and NZMTC and Thoroughbred Ratings Pty Ltd accepts no responsibility for the completeness or accuracy of any of the information contained herein, and makes no representations about its suitability for any particular purpose. Users should make their own judgements about those matters and/or seek independent advice. You assume all risks associated with use of the data provided on this page.



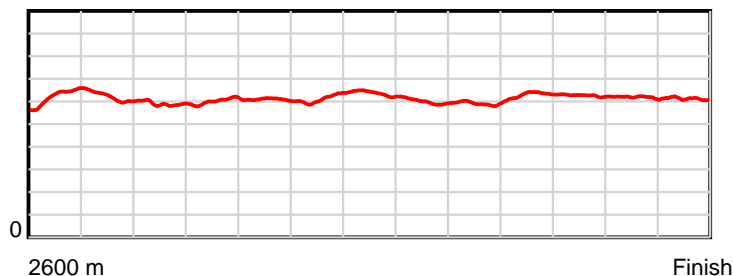
Race Results



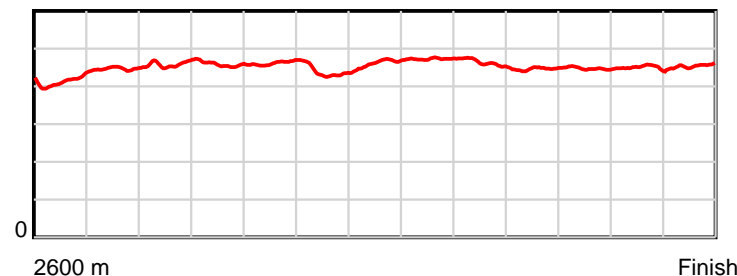
July 25, 2025, Race 10, AVON CITY FORD WINTER REWARDS MOBILE PACE, Distance 2600m, Addington - Survey 3200m

Result	TAB no.	Horse (Barrier)	2200m to	2000m to	1800m to	1600m to	1400m to	1200m to	1000m to	800m to	600m to	400m to	200m to	Total or	Margin
1st	1	Carbon (1)	2000m	1800m	1600m	1400m	1200m	1000m	800m	600m	400m	200m	WP	Average	
		Position in running (margin)	2(0.2)	2(1.7)	2(1.4)	2(2.1)	3(2.6)	2(2.3)	2(1.4)	3(1.7)	4(1.5)	3(2.2)	2(1.3)		0.00
		Sectional time (s)	15.58	15.27	15.40	14.49	14.53	15.79	15.70	14.16	14.41	14.65	14.97		
		Cumulative time (s)	164.95	149.37	134.10	118.70	104.21	89.68	73.89	58.19	44.03	29.62	14.97	3:12.55	
		Speed (m/s)	12.84	13.10	12.99	13.80	13.76	12.67	12.74	14.12	13.88	13.65	13.36	13.50	
		Stride length (m)	5.89	6.02	6.00	6.06	6.35	5.99	5.90	6.30	6.21	6.14	6.08	6.11	
		Stride duration (s)	0.459	0.459	0.462	0.439	0.462	0.473	0.463	0.446	0.448	0.450	0.455	0.453	
		Stride efficiency (%)	54.14	56.55	56.18	57.45	63.10	56.09	54.41	62.06	60.33	58.95	57.83	58.35	
		Stride count	33.98	33.25	33.35	32.98	31.47	33.38	33.90	31.74	32.19	32.56	32.88	425.50	

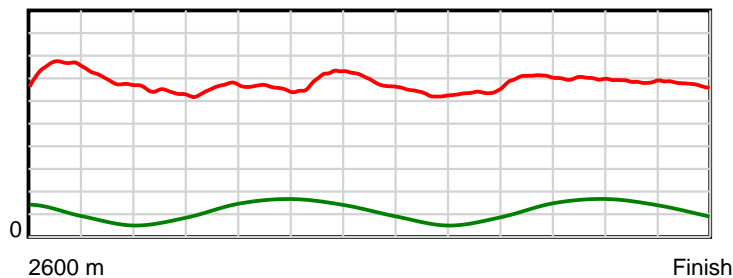
10 m Stride length



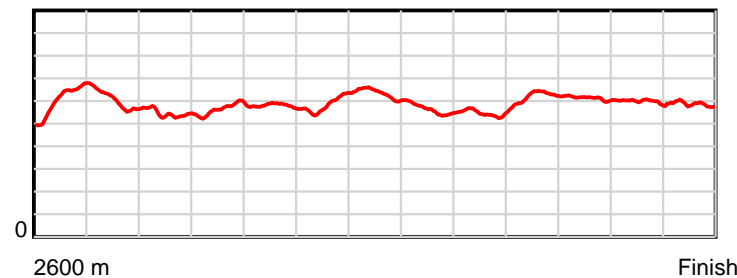
0.6 s Stride duration



20 m/sec Speed



100 % Stride efficiency



Note: Horizontal distance axis grid lines are 200m furlongs.

Disclaimer.

HRNZ and NZMTC and Thoroughbred Ratings Pty Ltd accepts no responsibility for the completeness or accuracy of any of the information contained herein, and makes no representations about its suitability for any particular purpose. Users should make their own judgements about those matters and/or seek independent advice. You assume all risks associated with use of the data provided on this page.



Race Results



July 25, 2025, Race 10, AVON CITY FORD WINTER REWARDS MOBILE PACE, Distance 2600m, Addington - Survey 3200m

Result	TAB no.	Horse (Barrier)	2600 to	2400m to
2nd	8	Action Major (8)	2400m	2200m
		Position in running (margin)	-	3(0.8)
		Sectional time (s)	13.40	14.21
		Cumulative time (s)	192.67	179.27
		Speed (m/s)	14.92	14.07
		Stride length (m)	6.08	5.87
		Stride duration (s)	0.402	0.417
		Stride efficiency (%)	57.80	53.93
		Stride count	32.89	34.04

Disclaimer.

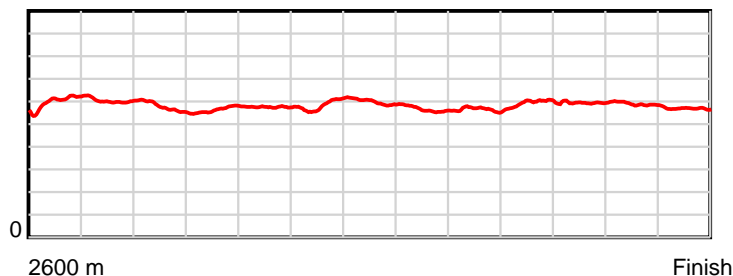
HRNZ and NZMTC and Thoroughbred Ratings Pty Ltd accepts no responsibility for the completeness or accuracy of any of the information contained herein, and makes no representations about its suitability for any particular purpose. Users should make their own judgements about those matters and/or seek independent advice. You assume all risks associated with use of the data provided on this page.

Race Results

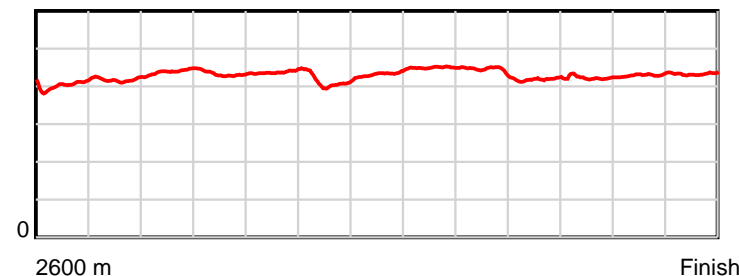
July 25, 2025, Race 10, AVON CITY FORD WINTER REWARDS MOBILE PACE, Distance 2600m, Addington - Survey 3200m

Result	TAB no.	Horse (Barrier)	2200m to	2000m to	1800m to	1600m to	1400m to	1200m to	1000m to	800m to	600m to	400m to	200m to	Total or	Margin
2nd	8	Action Major (8)	2000m	1800m	1600m	1400m	1200m	1000m	800m	600m	400m	200m	WP	Average	
		Position in running (margin)	1(0.0)	1(0.0)	1(0.0)	1(0.0)	1(0.0)	1(0.0)	1(0.0)	1(0.0)	1(0.0)	1(0.0)	1(0.0)		0.70
		Sectional time (s)	15.34	15.31	15.28	14.42	14.57	15.93	15.66	14.18	14.29	14.81	15.27		
		Cumulative time (s)	165.06	149.72	134.41	119.13	104.71	90.14	74.21	58.55	44.37	30.08	15.27	3:12.67	
		Speed (m/s)	13.04	13.06	13.09	13.87	13.73	12.55	12.77	14.10	14.00	13.50	13.10	13.49	
		Stride length (m)	5.72	5.66	5.73	5.74	5.94	5.64	5.68	5.90	5.89	5.81	5.68	5.79	
		Stride duration (s)	0.439	0.433	0.438	0.414	0.433	0.449	0.444	0.418	0.421	0.430	0.433	0.429	
		Stride efficiency (%)	51.22	49.99	51.29	51.40	55.20	49.75	50.33	54.35	54.25	52.66	50.34	52.43	
		Stride count	34.93	35.36	34.91	34.87	33.65	35.45	35.24	33.91	33.94	34.45	35.24	448.88	

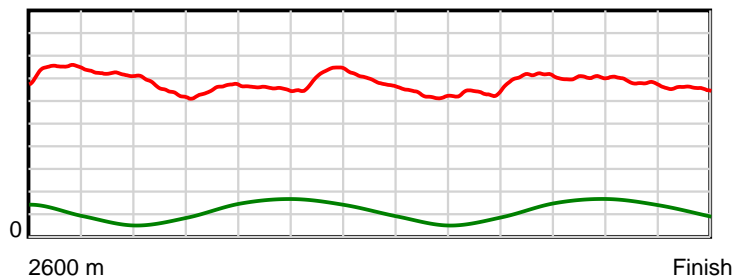
10 m Stride length



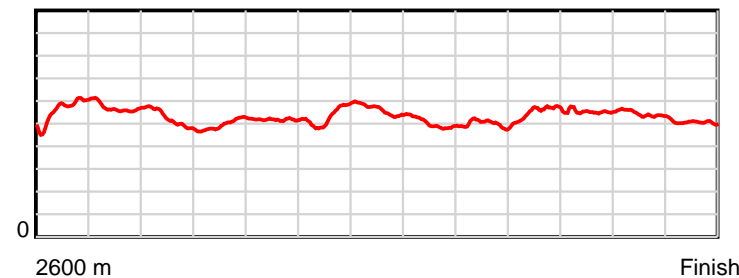
0.6 s Stride duration



20 m/sec Speed



100 % Stride efficiency



Note: Horizontal distance axis grid lines are 200m furlongs.

Disclaimer.

HRNZ and NZMTC and Thoroughbred Ratings Pty Ltd accepts no responsibility for the completeness or accuracy of any of the information contained herein, and makes no representations about its suitability for any particular purpose. Users should make their own judgements about those matters and/or seek independent advice. You assume all risks associated with use of the data provided on this page.



Race Results



July 25, 2025, Race 10, AVON CITY FORD WINTER REWARDS MOBILE PACE, Distance 2600m, Addington - Survey 3200m

Result	TAB no.	Horse (Barrier)	2600 to	2400m to
3rd	2	Jukebox Gypsy (2)	2400m	2200m
		Position in running (margin)	-	5(2.8)
		Sectional time (s)	13.82	14.64
		Cumulative time (s)	192.97	179.15
		Speed (m/s)	14.47	13.66
		Stride length (m)	6.14	6.01
		Stride duration (s)	0.412	0.440
		Stride efficiency (%)	58.84	56.46
		Stride count	32.59	33.27

Disclaimer.

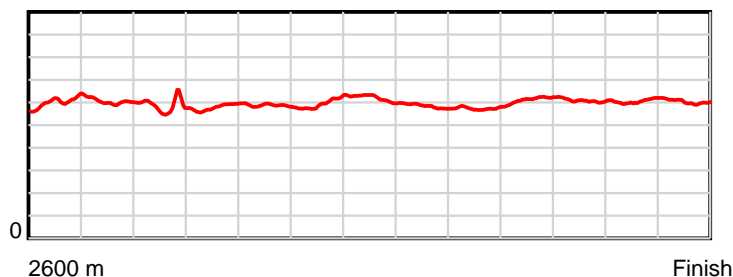
HRNZ and NZMTC and Thoroughbred Ratings Pty Ltd accepts no responsibility for the completeness or accuracy of any of the information contained herein, and makes no representations about its suitability for any particular purpose. Users should make their own judgements about those matters and/or seek independent advice. You assume all risks associated with use of the data provided on this page.

Race Results

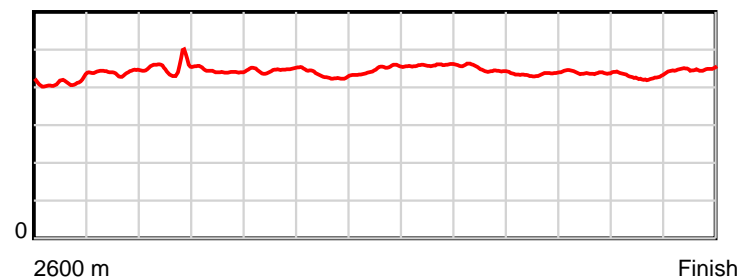
July 25, 2025, Race 10, AVON CITY FORD WINTER REWARDS MOBILE PACE, Distance 2600m, Addington - Survey 3200m

Result	TAB no.	Horse (Barrier)	2200m to	2000m to	1800m to	1600m to	1400m to	1200m to	1000m to	800m to	600m to	400m to	200m to	Total or	Margin
3rd	2	Jukebox Gypsy (2)	2000m	1800m	1600m	1400m	1200m	1000m	800m	600m	400m	200m	WP	Average	
		Position in running (margin)	4(4.6)	4(5.5)	7(5.2)	7(5.9)	7(6.9)	7(6.6)	6(5.3)	8(5.3)	10(5.2)	6(6.6)	4(3.8)		2.30
		Sectional time (s)	15.49	15.26	15.40	14.59	14.52	15.72	15.65	14.16	14.53	14.35	14.84		
		Cumulative time (s)	164.51	149.02	133.76	118.36	103.77	89.25	73.53	57.88	43.72	29.19	14.84	3:12.97	
		Speed (m/s)	12.91	13.11	12.99	13.71	13.77	12.72	12.78	14.12	13.76	13.94	13.48	13.47	
		Stride length (m)	5.84	5.81	5.80	5.94	6.17	5.83	5.74	6.14	6.04	5.97	6.04	5.96	
		Stride duration (s)	0.452	0.444	0.446	0.433	0.448	0.459	0.449	0.435	0.439	0.428	0.448	0.442	
		Stride efficiency (%)	53.23	52.78	52.49	55.05	59.47	53.20	51.45	58.86	57.09	55.68	57.06	55.42	
		Stride count	34.27	34.41	34.51	33.70	32.42	34.28	34.85	32.59	33.09	33.50	33.10	436.58	

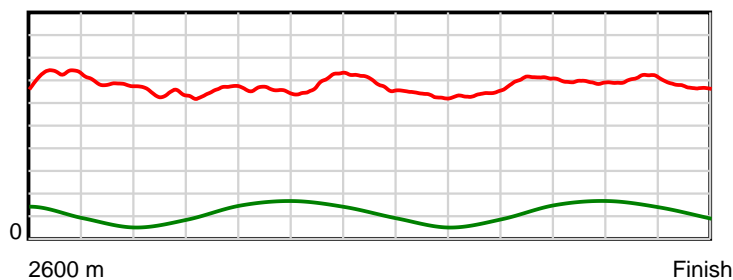
10 m Stride length



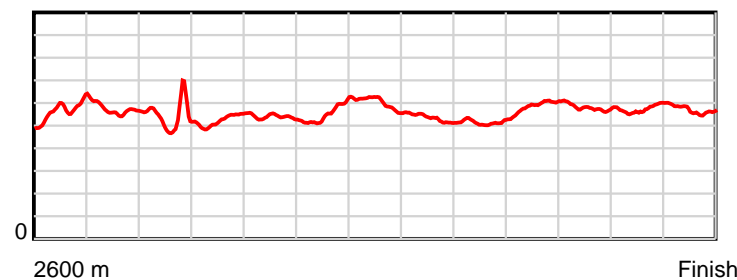
0.6 s Stride duration



20 m/sec Speed



100 % Stride efficiency



Note: Horizontal distance axis grid lines are 200m furlongs.

Disclaimer.

HRNZ and NZMTC and Thoroughbred Ratings Pty Ltd accepts no responsibility for the completeness or accuracy of any of the information contained herein, and makes no representations about its suitability for any particular purpose. Users should make their own judgements about those matters and/or seek independent advice. You assume all risks associated with use of the data provided on this page.



Race Results



July 25, 2025, Race 10, AVON CITY FORD WINTER REWARDS MOBILE PACE, Distance 2600m, Addington - Survey 3200m

Result	TAB no.	Horse (Barrier)	2600 to	2400m to
4th	12	Almighty Cleve... (12)	2400m	2200m
		Position in running (margin)	-	11(6.8)
		Sectional time (s)	14.48	14.35
		Cumulative time (s)	193.15	178.67
		Speed (m/s)	13.81	13.94
		Stride length (m)	6.05	6.00
		Stride duration (s)	0.418	0.430
		Stride efficiency (%)	57.28	56.18
		Stride count	33.03	33.36

Disclaimer.

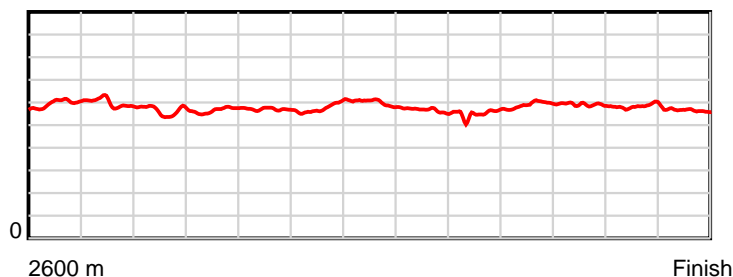
HRNZ and NZMTC and Thoroughbred Ratings Pty Ltd accepts no responsibility for the completeness or accuracy of any of the information contained herein, and makes no representations about its suitability for any particular purpose. Users should make their own judgements about those matters and/or seek independent advice. You assume all risks associated with use of the data provided on this page.

Race Results

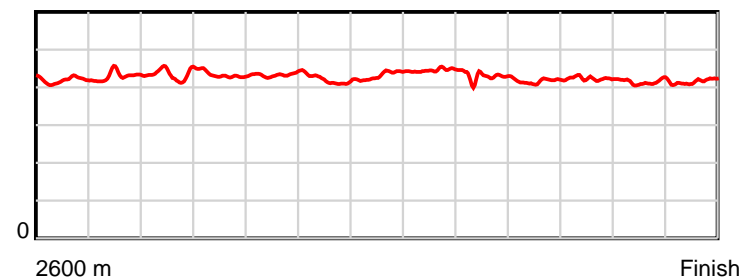
July 25, 2025, Race 10, AVON CITY FORD WINTER REWARDS MOBILE PACE, Distance 2600m, Addington - Survey 3200m

Result	TAB no.	Horse (Barrier)	2200m to	2000m to	1800m to	1600m to	1400m to	1200m to	1000m to	800m to	600m to	400m to	200m to	Total or	Margin
4th	12	Almighty Cleve... (12)	2000m	1800m	1600m	1400m	1200m	1000m	800m	600m	400m	200m	WP	Average	
		Position in running (margin)	7(6.8)	7(7.3)	10(7.4)	9(7.5)	9(9.2)	9(8.5)	8(7.3)	11(7.1)	14(7.0)	10(8.4)	7(5.8)		3.30
		Sectional time (s)	15.43	15.32	15.29	14.71	14.44	15.74	15.63	14.16	14.52	14.37	14.71		
		Cumulative time (s)	164.32	148.89	133.57	118.28	103.57	89.13	73.39	57.76	43.60	29.08	14.71	3:13.15	
		Speed (m/s)	12.96	13.05	13.08	13.60	13.85	12.71	12.80	14.12	13.77	13.92	13.60	13.46	
		Stride length (m)	5.65	5.66	5.67	5.72	5.98	5.66	5.48	5.88	5.83	5.77	5.65	5.76	
		Stride duration (s)	0.436	0.433	0.434	0.421	0.432	0.445	0.428	0.416	0.424	0.415	0.416	0.428	
		Stride efficiency (%)	49.85	50.04	50.26	51.14	55.91	50.02	46.94	53.94	53.16	52.01	49.88	51.92	
		Stride count	35.41	35.34	35.27	34.96	33.44	35.35	36.49	34.04	34.29	34.67	35.40	451.05	

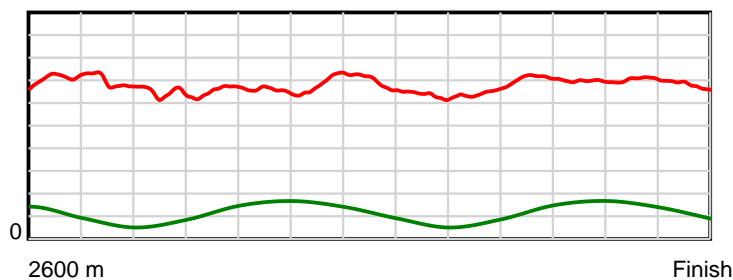
10 m Stride length



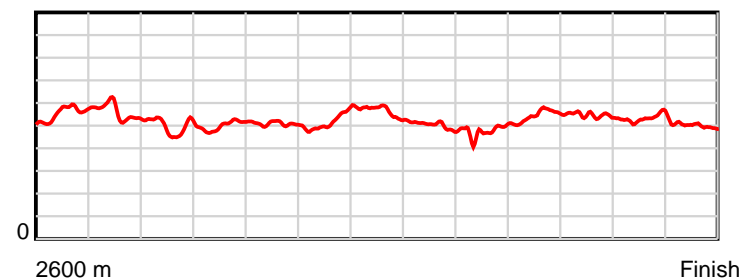
0.6 s Stride duration



20 m/sec Speed



100 % Stride efficiency



Note: Horizontal distance axis grid lines are 200m furlongs.

Disclaimer.

HRNZ and NZMTC and Thoroughbred Ratings Pty Ltd accepts no responsibility for the completeness or accuracy of any of the information contained herein, and makes no representations about its suitability for any particular purpose. Users should make their own judgements about those matters and/or seek independent advice. You assume all risks associated with use of the data provided on this page.



Race Results



July 25, 2025, Race 10, AVON CITY FORD WINTER REWARDS MOBILE PACE, Distance 2600m, Addington - Survey 3200m

Result	TAB no.	Horse (Barrier)	2600 to	2400m to
5th	5	Santanna Mach (5)	2400m	2200m
		Position in running (margin)	-	10(5.1)
		Sectional time (s)	14.20	15.28
		Cumulative time (s)	193.23	179.03
		Speed (m/s)	14.08	13.09
		Stride length (m)	6.50	6.09
		Stride duration (s)	0.452	0.465
		Stride efficiency (%)	66.02	57.95
		Stride count	30.77	32.84

Disclaimer.

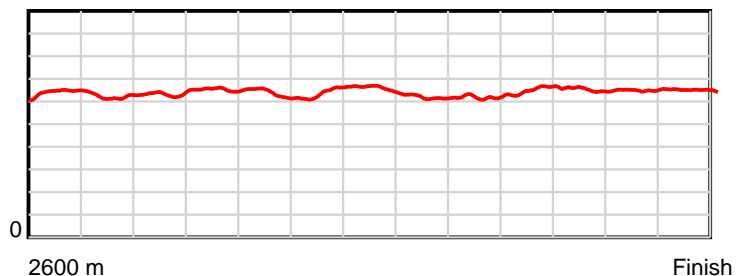
HRNZ and NZMTC and Thoroughbred Ratings Pty Ltd accepts no responsibility for the completeness or accuracy of any of the information contained herein, and makes no representations about its suitability for any particular purpose. Users should make their own judgements about those matters and/or seek independent advice. You assume all risks associated with use of the data provided on this page.

Race Results

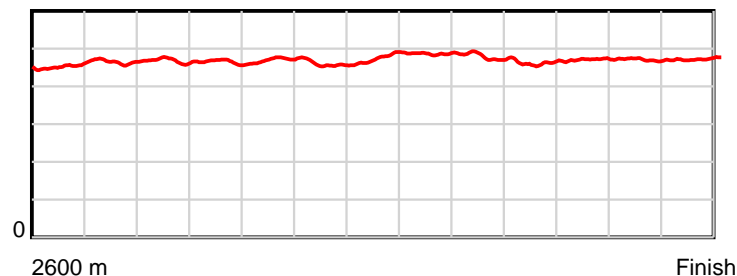
July 25, 2025, Race 10, AVON CITY FORD WINTER REWARDS MOBILE PACE, Distance 2600m, Addington - Survey 3200m

Result	TAB no.	Horse (Barrier)	2200m to	2000m to	1800m to	1600m to	1400m to	1200m to	1000m to	800m to	600m to	400m to	200m to	Total or	Margin
5th	5	Santanna Mach (5)	2000m	1800m	1600m	1400m	1200m	1000m	800m	600m	400m	200m	WP	Average	
		Position in running (margin)	11(10.7)	10(10.0)	4(3.8)	4(2.8)	4(4.4)	4(4.3)	5(4.3)	7(4.1)	8(4.0)	8(6.8)	8(7.0)		3.80
		Sectional time (s)	15.23	14.27	15.12	14.68	14.56	15.94	15.62	14.16	14.76	14.85	14.56		
		Cumulative time (s)	163.75	148.52	134.25	119.13	104.45	89.89	73.95	58.33	44.17	29.41	14.56	3:13.23	
		Speed (m/s)	13.13	14.02	13.23	13.62	13.74	12.55	12.80	14.12	13.55	13.47	13.74	13.46	
		Stride length (m)	6.15	6.51	6.22	6.25	6.56	6.10	6.13	6.51	6.39	6.33	6.50	6.32	
		Stride duration (s)	0.468	0.465	0.471	0.459	0.477	0.486	0.479	0.461	0.472	0.470	0.473	0.470	
		Stride efficiency (%)	59.03	66.28	60.51	61.10	67.16	58.22	58.72	66.21	63.86	62.67	65.92	62.45	
		Stride count	32.54	30.71	32.14	31.98	30.51	32.77	32.63	30.72	31.29	31.58	30.79	411.27	

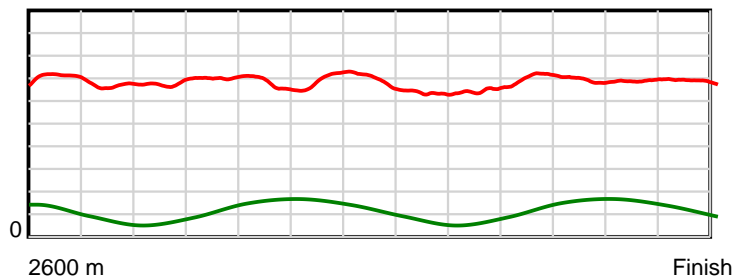
10 m Stride length



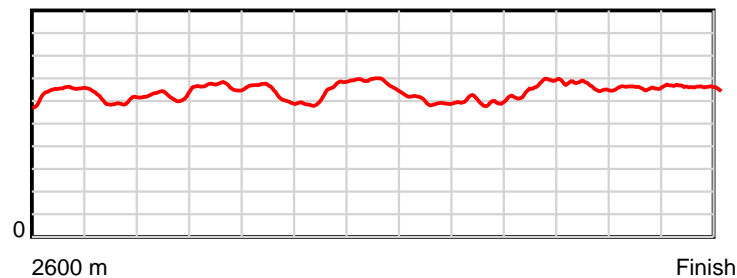
0.6 s Stride duration



20 m/sec Speed



100 % Stride efficiency



Note: Horizontal distance axis grid lines are 200m furlongs.

Disclaimer.

HRNZ and NZMTC and Thoroughbred Ratings Pty Ltd accepts no responsibility for the completeness or accuracy of any of the information contained herein, and makes no representations about its suitability for any particular purpose. Users should make their own judgements about those matters and/or seek independent advice. You assume all risks associated with use of the data provided on this page.



Race Results



July 25, 2025, Race 10, AVON CITY FORD WINTER REWARDS MOBILE PACE, Distance 2600m, Addington - Survey 3200m

Result	TAB no.	Horse (Barrier)	2600 to	2400m to
6th	6	Super Fund (6)	2400m	2200m
		Position in running (margin)	-	7(3.1)
		Sectional time (s)	13.84	14.91
		Cumulative time (s)	193.33	179.49
		Speed (m/s)	14.45	13.41
		Stride length (m)	6.83	6.60
		Stride duration (s)	0.463	0.492
		Stride efficiency (%)	72.97	68.14
		Stride count	29.27	30.29

Disclaimer.

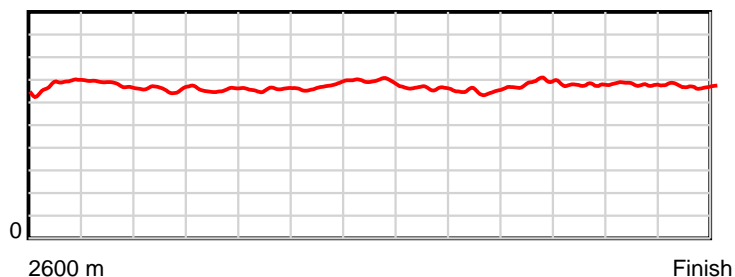
HRNZ and NZMTC and Thoroughbred Ratings Pty Ltd accepts no responsibility for the completeness or accuracy of any of the information contained herein, and makes no representations about its suitability for any particular purpose. Users should make their own judgements about those matters and/or seek independent advice. You assume all risks associated with use of the data provided on this page.

Race Results

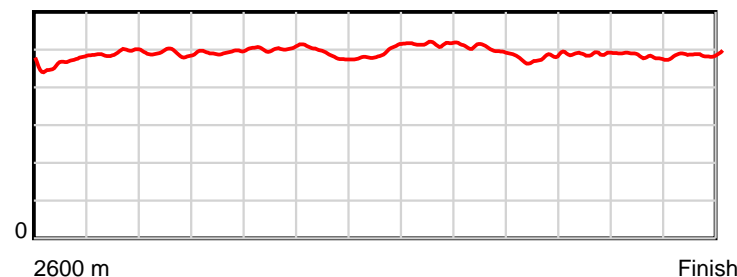
July 25, 2025, Race 10, AVON CITY FORD WINTER REWARDS MOBILE PACE, Distance 2600m, Addington - Survey 3200m

Result	TAB no.	Horse (Barrier)	2200m to	2000m to	1800m to	1600m to	1400m to	1200m to	1000m to	800m to	600m to	400m to	200m to	Total or	Margin
6th	6	Super Fund (6)	2000m	1800m	1600m	1400m	1200m	1000m	800m	600m	400m	200m	WP	Average	
		Position in running (margin)	6(6.5)	5(6.0)	6(4.6)	8(6.5)	8(8.6)	8(7.9)	9(8.4)	12(7.7)	12(6.7)	11(9.5)	9(7.6)		4.30
		Sectional time (s)	15.25	15.07	15.61	14.77	14.45	16.02	15.54	14.02	14.75	14.50	14.60		
		Cumulative time (s)	164.58	149.33	134.26	118.65	103.88	89.43	73.41	57.87	43.85	29.10	14.60	3:13.33	
		Speed (m/s)	13.11	13.27	12.81	13.54	13.84	12.48	12.87	14.27	13.56	13.79	13.70	13.45	
		Stride length (m)	6.43	6.55	6.46	6.60	6.86	6.43	6.44	6.83	6.62	6.65	6.69	6.61	
		Stride duration (s)	0.490	0.494	0.504	0.487	0.496	0.515	0.500	0.479	0.489	0.482	0.489	0.492	
		Stride efficiency (%)	64.62	67.04	65.14	68.02	73.58	64.58	64.83	72.86	68.55	69.09	70.02	68.30	
		Stride count	31.10	30.54	30.98	30.32	29.15	31.11	31.05	29.29	30.20	30.08	29.88	393.26	

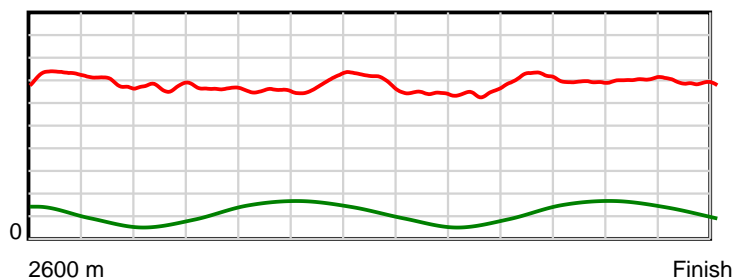
10 m Stride length



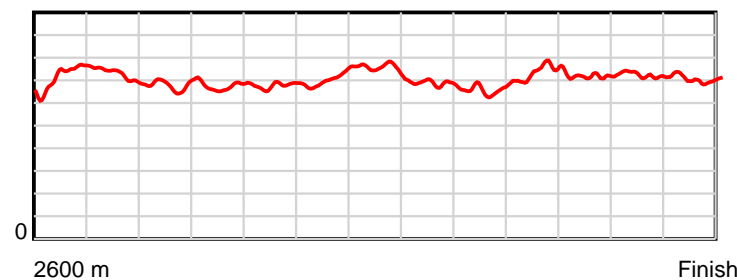
0.6 s Stride duration



20 m/sec Speed



100 % Stride efficiency



Note: Horizontal distance axis grid lines are 200m furlongs.

Disclaimer.

HRNZ and NZMTC and Thoroughbred Ratings Pty Ltd accepts no responsibility for the completeness or accuracy of any of the information contained herein, and makes no representations about its suitability for any particular purpose. Users should make their own judgements about those matters and/or seek independent advice. You assume all risks associated with use of the data provided on this page.



Race Results



July 25, 2025, Race 10, AVON CITY FORD WINTER REWARDS MOBILE PACE, Distance 2600m, Addington - Survey 3200m

Result	TAB no.	Horse (Barrier)	2600 to	2400m to
7th	10	Toby Tom B (10)	2400m	2200m
		Position in running (margin)	-	6(2.9)
		Sectional time (s)	13.67	14.30
		Cumulative time (s)	193.48	179.81
		Speed (m/s)	14.63	13.99
		Stride length (m)	6.24	6.40
		Stride duration (s)	0.409	0.457
		Stride efficiency (%)	60.81	64.00
		Stride count	32.06	31.25

Disclaimer.

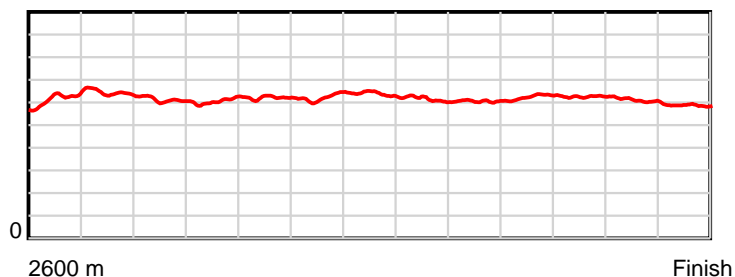
HRNZ and NZMTC and Thoroughbred Ratings Pty Ltd accepts no responsibility for the completeness or accuracy of any of the information contained herein, and makes no representations about its suitability for any particular purpose. Users should make their own judgements about those matters and/or seek independent advice. You assume all risks associated with use of the data provided on this page.

Race Results

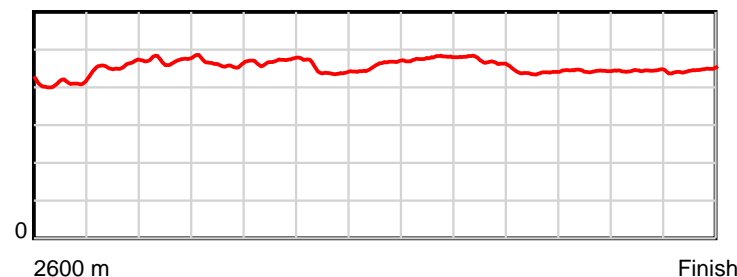
July 25, 2025, Race 10, AVON CITY FORD WINTER REWARDS MOBILE PACE, Distance 2600m, Addington - Survey 3200m

Result	TAB no.	Horse (Barrier)	2200m to	2000m to	1800m to	1600m to	1400m to	1200m to	1000m to	800m to	600m to	400m to	200m to	Total or	Margin
7th	10	Toby Tom B (10)	2000m	1800m	1600m	1400m	1200m	1000m	800m	600m	400m	200m	WP	Average	
		Position in running (margin)	3(2.7)	3(4.4)	5(4.1)	6(4.7)	5(5.3)	5(4.4)	4(3.4)	6(4.0)	7(3.8)	5(5.8)	6(4.8)		5.20
		Sectional time (s)	15.63	15.27	15.38	14.52	14.43	15.77	15.74	14.15	14.62	14.65	15.35		
		Cumulative time (s)	165.51	149.88	134.61	119.23	104.71	90.28	74.51	58.77	44.62	30.00	15.35	3:13.48	
		Speed (m/s)	12.80	13.10	13.00	13.77	13.86	12.68	12.71	14.13	13.68	13.65	13.03	13.44	
		Stride length (m)	6.04	6.07	6.11	6.16	6.35	6.06	5.98	6.21	6.07	6.06	5.82	6.12	
		Stride duration (s)	0.472	0.463	0.470	0.447	0.459	0.478	0.471	0.439	0.444	0.444	0.446	0.455	
		Stride efficiency (%)	57.09	57.57	58.39	59.27	63.10	57.38	55.89	60.20	57.52	57.40	52.85	58.48	
		Stride count	33.09	32.95	32.72	32.48	31.47	33.00	33.44	32.22	32.96	33.00	34.39	425.03	

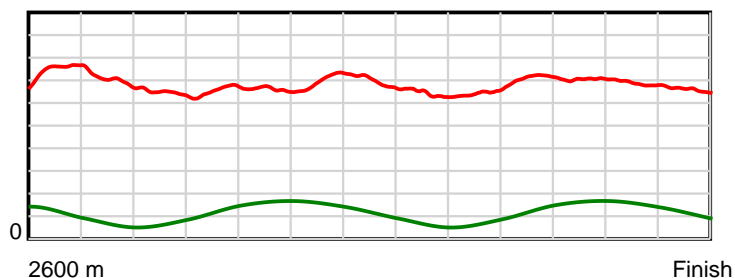
10 m Stride length



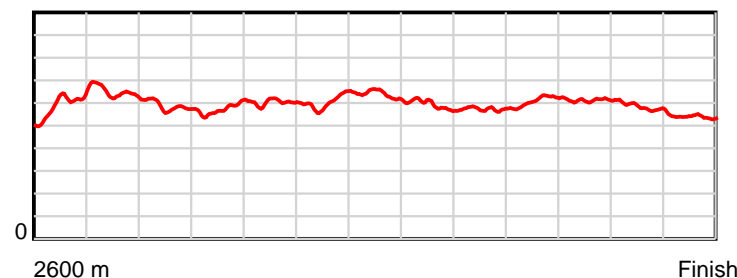
0.6 s Stride duration



20 m/sec Speed



100 % Stride efficiency



Note: Horizontal distance axis grid lines are 200m furlongs.

Disclaimer.

HRNZ and NZMTC and Thoroughbred Ratings Pty Ltd accepts no responsibility for the completeness or accuracy of any of the information contained herein, and makes no representations about its suitability for any particular purpose. Users should make their own judgements about those matters and/or seek independent advice. You assume all risks associated with use of the data provided on this page.



Race Results



July 25, 2025, Race 10, AVON CITY FORD WINTER REWARDS MOBILE PACE, Distance 2600m, Addington - Survey 3200m

Result	TAB no.	Horse (Barrier)	2600 to	2400m to
8th	7	Delightful Dre... (7)	2400m	2200m
		Position in running (margin)	-	14(8.3)
		Sectional time (s)	14.73	15.28
		Cumulative time (s)	193.57	178.84
		Speed (m/s)	13.58	13.09
		Stride length (m)	6.15	5.85
		Stride duration (s)	0.442	0.447
		Stride efficiency (%)	59.06	53.43
		Stride count	32.53	34.20

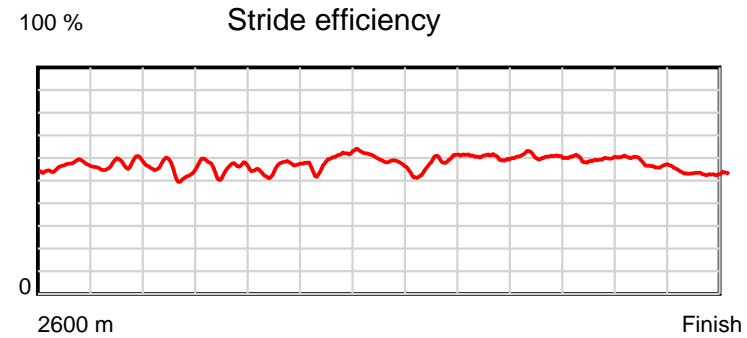
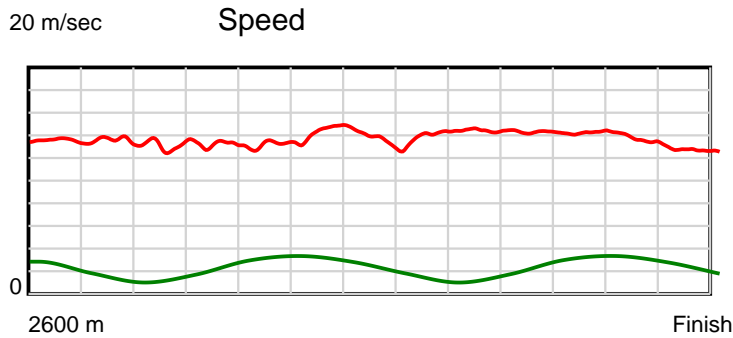
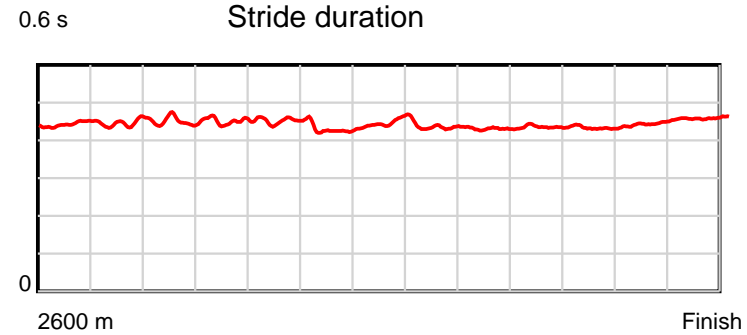
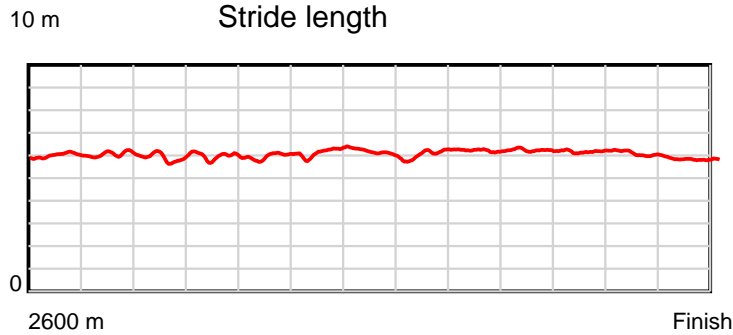
Disclaimer.

HRNZ and NZMTC and Thoroughbred Ratings Pty Ltd accepts no responsibility for the completeness or accuracy of any of the information contained herein, and makes no representations about its suitability for any particular purpose. Users should make their own judgements about those matters and/or seek independent advice. You assume all risks associated with use of the data provided on this page.

Race Results

July 25, 2025, Race 10, AVON CITY FORD WINTER REWARDS MOBILE PACE, Distance 2600m, Addington - Survey 3200m

Result	TAB no.	Horse (Barrier)	2200m to	2000m to	1800m to	1600m to	1400m to	1200m to	1000m to	800m to	600m to	400m to	200m to	Total or	Margin
8th	7	Delightful Dre... (7)	2000m	1800m	1600m	1400m	1200m	1000m	800m	600m	400m	200m	WP	Average	
		Position in running (margin)	14(13.9)	14(14.9)	14(14.1)	14(16.4)	14(15.9)	14(16.7)	10(9.4)	2(1.5)	2(0.3)	2(1.7)	3(2.8)		5.70
		Sectional time (s)	15.51	15.18	15.66	14.34	14.70	14.73	14.34	13.98	14.52	15.00	15.60		
		Cumulative time (s)	163.56	148.05	132.87	117.21	102.87	88.17	73.44	59.10	45.12	30.60	15.60	3:13.57	
		Speed (m/s)	12.89	13.18	12.77	13.95	13.61	13.58	13.95	14.31	13.77	13.33	12.82	13.43	
		Stride length (m)	5.81	5.95	5.78	5.98	6.11	5.90	6.00	6.23	5.97	5.96	5.89	5.96	
		Stride duration (s)	0.450	0.452	0.452	0.429	0.449	0.434	0.430	0.436	0.433	0.447	0.459	0.444	
		Stride efficiency (%)	52.66	55.40	52.16	55.95	58.28	54.39	56.28	60.73	55.65	55.43	54.15	55.58	
		Stride count	34.45	33.59	34.62	33.43	32.75	33.90	33.33	32.08	33.51	33.58	33.97	435.94	



Note: Horizontal distance axis grid lines are 200m furlongs.

Disclaimer.

HRNZ and NZMTC and Thoroughbred Ratings Pty Ltd accepts no responsibility for the completeness or accuracy of any of the information contained herein, and makes no representations about its suitability for any particular purpose. Users should make their own judgements about those matters and/or seek independent advice. You assume all risks associated with use of the data provided on this page.



Race Results



July 25, 2025, Race 10, AVON CITY FORD WINTER REWARDS MOBILE PACE, Distance 2600m, Addington - Survey 3200m

Result	TAB no.	Horse (Barrier)	2600 to	2400m to
9th	9	Rockingood (9)	2400m	2200m
		Position in running (margin)	-	8(3.6)
		Sectional time (s)	13.74	15.58
		Cumulative time (s)	193.65	179.91
		Speed (m/s)	14.56	12.84
		Stride length (m)	6.82	6.25
		Stride duration (s)	0.464	0.487
		Stride efficiency (%)	72.66	61.06
		Stride count	29.33	32.00

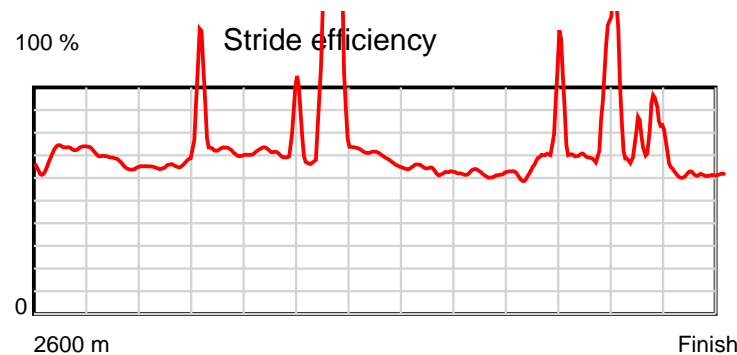
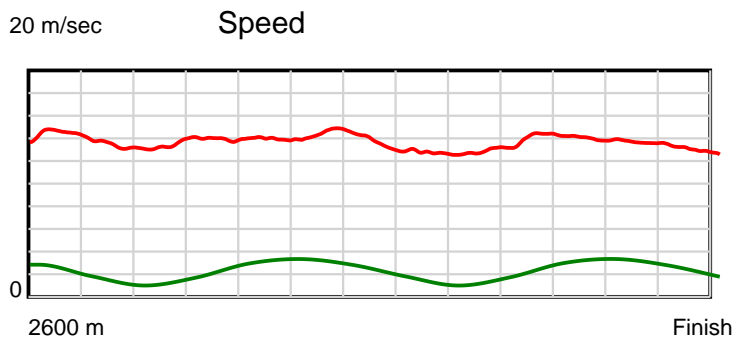
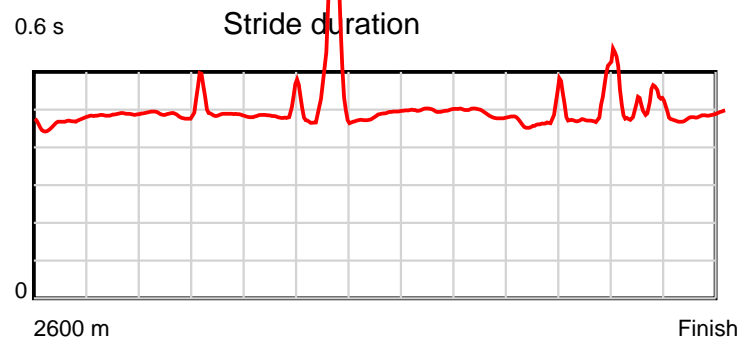
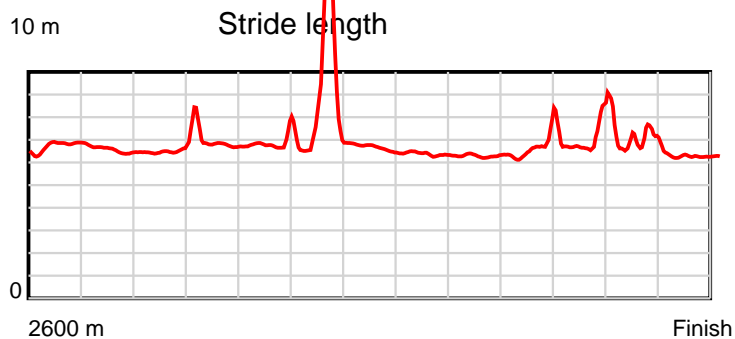
Disclaimer.

HRNZ and NZMTC and Thoroughbred Ratings Pty Ltd accepts no responsibility for the completeness or accuracy of any of the information contained herein, and makes no representations about its suitability for any particular purpose. Users should make their own judgements about those matters and/or seek independent advice. You assume all risks associated with use of the data provided on this page.

Race Results

July 25, 2025, Race 10, AVON CITY FORD WINTER REWARDS MOBILE PACE, Distance 2600m, Addington - Survey 3200m

Result	TAB no.	Horse (Barrier)	2200m to	2000m to	1800m to	1600m to	1400m to	1200m to	1000m to	800m to	600m to	400m to	200m to	Total or	Margin
9th	9	Rockingood (9)	2000m	1800m	1600m	1400m	1200m	1000m	800m	600m	400m	200m	WP	Average	
		Position in running (margin)	12(11.1)	12(11.5)	8(5.5)	3(2.8)	2(0.8)	3(2.4)	3(2.5)	4(2.3)	5(2.1)	4(3.5)	5(4.7)		6.10
		Sectional time (s)	15.41	14.31	14.84	14.08	14.85	15.95	15.62	14.14	14.52	15.02	15.59		
		Cumulative time (s)	164.33	148.92	134.61	119.77	105.69	90.84	74.89	59.27	45.13	30.61	15.59	3:13.65	
		Speed (m/s)	12.98	13.98	13.48	14.20	13.47	12.54	12.80	14.14	13.77	13.32	12.83	13.43	
		Stride length (m)	6.31	6.90	6.64	8.16	6.58	6.26	6.24	6.66	6.76	6.56	6.22	6.61	
		Stride duration (s)	0.487	0.494	0.493	0.574	0.488	0.499	0.487	0.471	0.491	0.493	0.485	0.492	
		Stride efficiency (%)	62.26	74.50	68.87	104.03	67.58	61.24	60.83	69.33	71.34	67.31	60.43	68.29	
		Stride count	31.69	28.97	30.13	24.51	30.41	31.95	32.06	30.03	29.60	30.47	32.16	393.31	



Note: Horizontal distance axis grid lines are 200m furlongs.

Disclaimer.

HRNZ and NZMTC and Thoroughbred Ratings Pty Ltd accepts no responsibility for the completeness or accuracy of any of the information contained herein, and makes no representations about its suitability for any particular purpose. Users should make their own judgements about those matters and/or seek independent advice. You assume all risks associated with use of the data provided on this page.



Race Results



July 25, 2025, Race 10, AVON CITY FORD WINTER REWARDS MOBILE PACE, Distance 2600m, Addington - Survey 3200m

Result	TAB no.	Horse (Barrier)	2600 to	2400m to
10th	13	Major Performe... (13)	2400m	2200m
		Position in running (margin)	-	12(7.1)
		Sectional time (s)	14.52	14.90
		Cumulative time (s)	194.02	179.50
		Speed (m/s)	13.77	13.42
		Stride length (m)	6.20	5.95
		Stride duration (s)	0.430	0.443
		Stride efficiency (%)	60.03	55.38
		Stride count	32.27	33.60

Disclaimer.

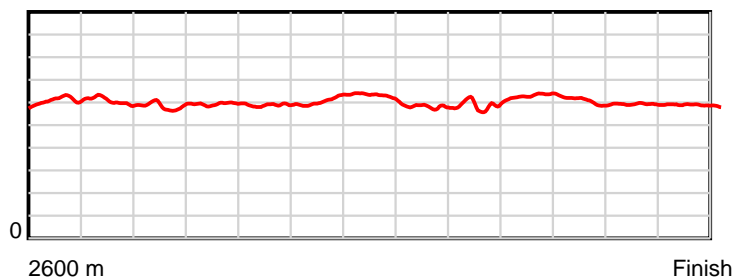
HRNZ and NZMTC and Thoroughbred Ratings Pty Ltd accepts no responsibility for the completeness or accuracy of any of the information contained herein, and makes no representations about its suitability for any particular purpose. Users should make their own judgements about those matters and/or seek independent advice. You assume all risks associated with use of the data provided on this page.

Race Results

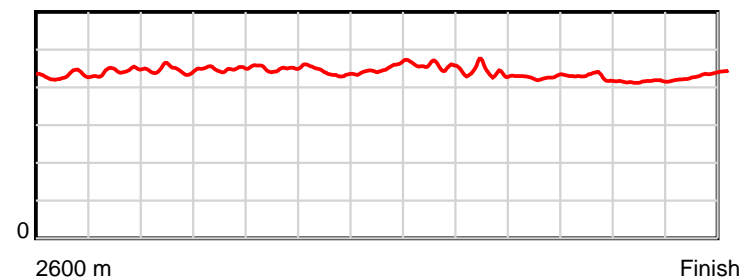
July 25, 2025, Race 10, AVON CITY FORD WINTER REWARDS MOBILE PACE, Distance 2600m, Addington - Survey 3200m

Result	TAB no.	Horse (Barrier)	2200m to	2000m to	1800m to	1600m to	1400m to	1200m to	1000m to	800m to	600m to	400m to	200m to	Total or	Margin
10th	13	Major Performe... (13)	2000m	1800m	1600m	1400m	1200m	1000m	800m	600m	400m	200m	WP	Average	
		Position in running (margin)	10(10.5)	11(11.2)	12(10.1)	12(12.5)	12(14.5)	12(13.4)	14(13.4)	14(10.7)	13(6.8)	14(10.6)	10(10.7)		8.20
		Sectional time (s)	15.46	15.12	15.69	14.76	14.39	15.93	15.21	13.54	14.91	14.84	14.75		
		Cumulative time (s)	164.60	149.14	134.02	118.33	103.57	89.18	73.25	58.04	44.50	29.59	14.75	3:14.02	
		Speed (m/s)	12.94	13.23	12.75	13.55	13.90	12.55	13.15	14.77	13.41	13.48	13.56	13.40	
		Stride length (m)	5.78	5.93	5.75	5.95	6.30	5.72	5.79	6.32	5.71	5.61	5.89	5.91	
		Stride duration (s)	0.446	0.449	0.451	0.440	0.453	0.456	0.440	0.427	0.426	0.416	0.434	0.441	
		Stride efficiency (%)	52.14	55.03	51.72	55.41	61.92	51.15	52.34	62.34	51.00	49.18	54.24	54.53	
		Stride count	34.62	33.70	34.77	33.59	31.77	34.96	34.56	31.67	35.01	35.65	33.95	440.12	

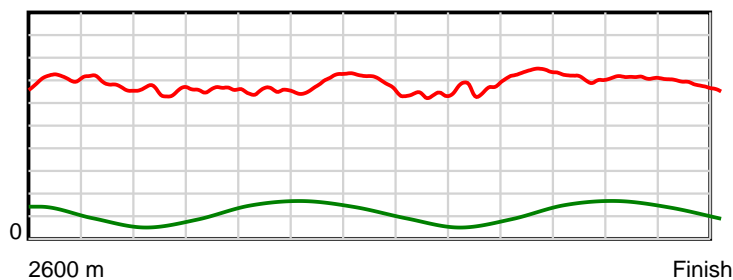
10 m Stride length



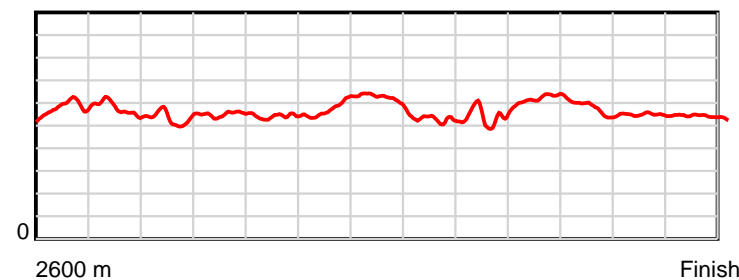
0.6 s Stride duration



20 m/sec Speed



100 % Stride efficiency



Note: Horizontal distance axis grid lines are 200m furlongs.

Disclaimer.

HRNZ and NZMTC and Thoroughbred Ratings Pty Ltd accepts no responsibility for the completeness or accuracy of any of the information contained herein, and makes no representations about its suitability for any particular purpose. Users should make their own judgements about those matters and/or seek independent advice. You assume all risks associated with use of the data provided on this page.



Race Results



July 25, 2025, Race 10, AVON CITY FORD WINTER REWARDS MOBILE PACE, Distance 2600m, Addington - Survey 3200m

Result	TAB no.	Horse (Barrier)	2600 to	2400m to
11th	14	The Bettor Maj... (0)	2400m	2200m
		Position in running (margin)	-	13(8.2)
		Sectional time (s)	14.47	14.93
		Cumulative time (s)	194.61	180.14
		Speed (m/s)	13.82	13.40
		Stride length (m)	6.70	6.36
		Stride duration (s)	0.471	0.475
		Stride efficiency (%)	70.08	63.22
		Stride count	29.87	31.44

Disclaimer.

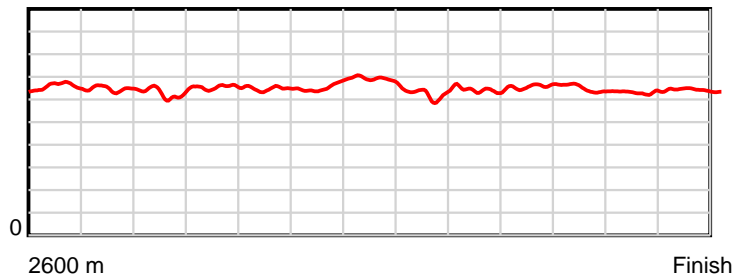
HRNZ and NZMTC and Thoroughbred Ratings Pty Ltd accepts no responsibility for the completeness or accuracy of any of the information contained herein, and makes no representations about its suitability for any particular purpose. Users should make their own judgements about those matters and/or seek independent advice. You assume all risks associated with use of the data provided on this page.

Race Results

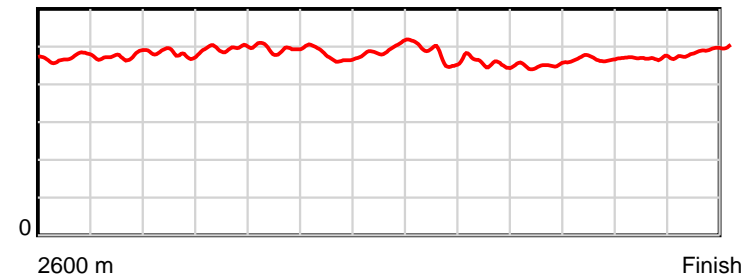
July 25, 2025, Race 10, AVON CITY FORD WINTER REWARDS MOBILE PACE, Distance 2600m, Addington - Survey 3200m

Result	TAB no.	Horse (Barrier)	2200m to	2000m to	1800m to	1600m to	1400m to	1200m to	1000m to	800m to	600m to	400m to	200m to	Total or	Margin
11th	14	The Bettor Maj... (0)	2000m	1800m	1600m	1400m	1200m	1000m	800m	600m	400m	200m	WP	Average	
		Position in running (margin)	13(11.7)	13(12.8)	13(12.1)	13(13.8)	13(15.8)	13(15.2)	13(12.8)	10(6.3)	6(3.2)	9(7.3)	11(11.0)		11.50
		Sectional time (s)	15.51	15.21	15.56	14.76	14.47	15.54	14.57	13.67	14.98	15.43	15.51		
		Cumulative time (s)	165.21	149.70	134.49	118.93	104.17	89.70	74.16	59.59	45.92	30.94	15.51	3:14.61	
		Speed (m/s)	12.89	13.15	12.85	13.55	13.82	12.87	13.73	14.63	13.35	12.96	12.89	13.36	
		Stride length (m)	6.21	6.52	6.37	6.46	6.86	6.15	6.26	6.59	6.26	6.10	6.34	6.39	
		Stride duration (s)	0.481	0.496	0.495	0.476	0.496	0.478	0.456	0.450	0.468	0.470	0.492	0.478	
		Stride efficiency (%)	60.23	66.51	63.36	65.14	73.61	59.16	61.16	67.87	61.15	58.10	62.85	63.81	
		Stride count	32.22	30.66	31.41	30.98	29.14	32.51	31.97	30.35	31.97	32.80	31.54	406.86	

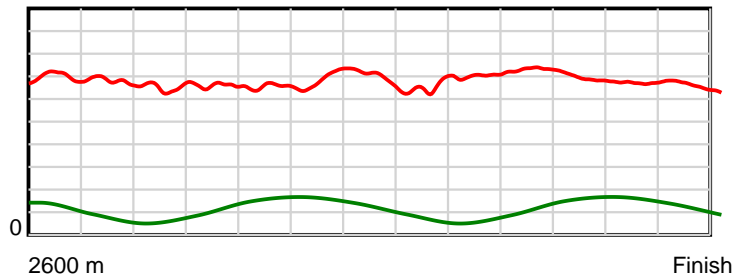
10 m Stride length



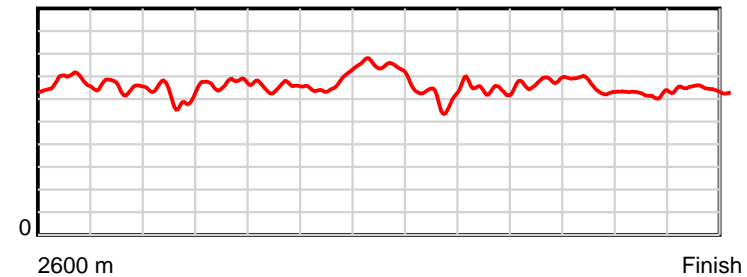
0.6 s Stride duration



20 m/sec Speed



100 % Stride efficiency



Note: Horizontal distance axis grid lines are 200m furlongs.

Disclaimer.

HRNZ and NZMTC and Thoroughbred Ratings Pty Ltd accepts no responsibility for the completeness or accuracy of any of the information contained herein, and makes no representations about its suitability for any particular purpose. Users should make their own judgements about those matters and/or seek independent advice. You assume all risks associated with use of the data provided on this page.



Race Results



July 25, 2025, Race 10, AVON CITY FORD WINTER REWARDS MOBILE PACE, Distance 2600m, Addington - Survey 3200m

Result	TAB no.	Horse (Barrier)	2600 to	2400m to
12th	4	Motor Mouth (4)	2400m	2200m
		Position in running (margin)	-	2(0.5)
		Sectional time (s)	13.29	15.08
		Cumulative time (s)	194.85	181.56
		Speed (m/s)	15.05	13.26
		Stride length (m)	6.46	6.18
		Stride duration (s)	0.424	0.466
		Stride efficiency (%)	65.18	59.71
		Stride count	30.97	32.36

Disclaimer.

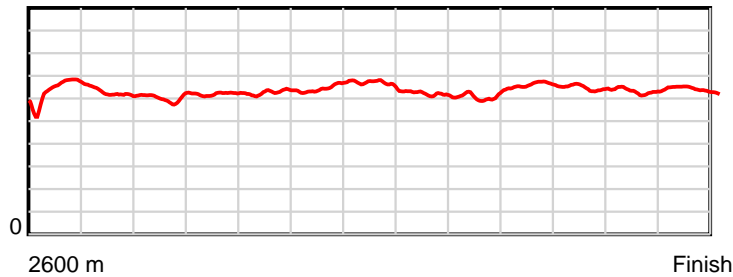
HRNZ and NZMTC and Thoroughbred Ratings Pty Ltd accepts no responsibility for the completeness or accuracy of any of the information contained herein, and makes no representations about its suitability for any particular purpose. Users should make their own judgements about those matters and/or seek independent advice. You assume all risks associated with use of the data provided on this page.

Race Results

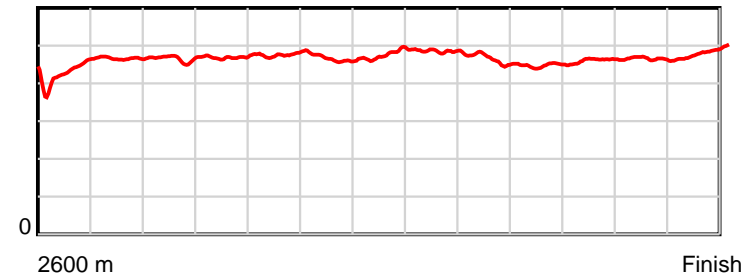
July 25, 2025, Race 10, AVON CITY FORD WINTER REWARDS MOBILE PACE, Distance 2600m, Addington - Survey 3200m

Result	TAB no.	Horse (Barrier)	2200m to	2000m to	1800m to	1600m to	1400m to	1200m to	1000m to	800m to	600m to	400m to	200m to	Total or	Margin
12th	4	Motor Mouth (4)	2000m	1800m	1600m	1400m	1200m	1000m	800m	600m	400m	200m	WP	Average	
		Position in running (margin)	5(5.0)	6(7.2)	9(6.3)	10(8.4)	10(10.4)	10(9.6)	11(10.0)	13(8.8)	11(5.4)	13(10.0)	13(12.8)		12.80
		Sectional time (s)	15.71	15.16	15.64	14.74	14.45	15.99	15.46	13.62	15.05	15.28	15.38		
		Cumulative time (s)	166.48	150.77	135.61	119.97	105.23	90.78	74.79	59.33	45.71	30.66	15.38	3:14.85	
		Speed (m/s)	12.73	13.19	12.79	13.57	13.84	12.51	12.94	14.68	13.29	13.09	13.00	13.34	
		Stride length (m)	5.93	6.18	6.09	6.32	6.60	6.07	6.00	6.57	6.14	6.09	6.31	6.22	
		Stride duration (s)	0.466	0.469	0.476	0.466	0.477	0.485	0.464	0.447	0.462	0.465	0.485	0.466	
		Stride efficiency (%)	54.91	59.68	57.91	62.43	68.07	57.49	56.25	67.35	58.86	57.91	62.13	60.42	
		Stride count	33.74	32.36	32.85	31.64	30.30	32.97	33.33	30.46	32.59	32.85	31.72	418.14	

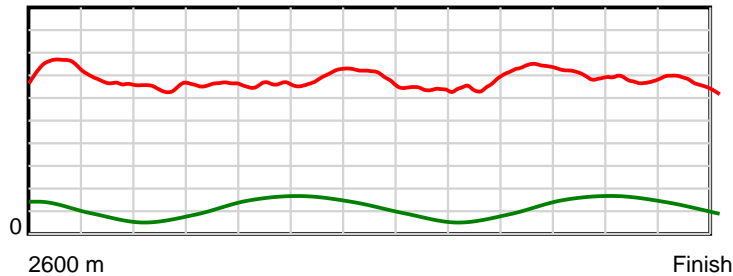
10 m Stride length



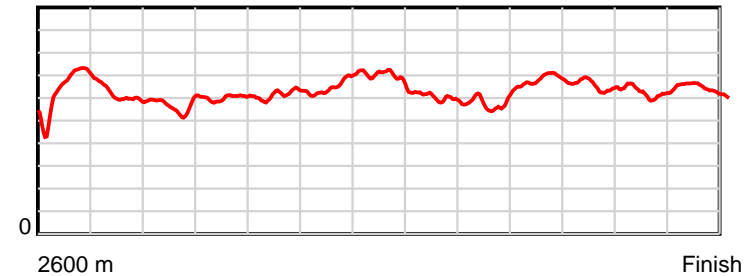
0.6 s Stride duration



20 m/sec Speed



100 % Stride efficiency



Note: Horizontal distance axis grid lines are 200m furlongs.

Disclaimer.

HRNZ and NZMTC and Thoroughbred Ratings Pty Ltd accepts no responsibility for the completeness or accuracy of any of the information contained herein, and makes no representations about its suitability for any particular purpose. Users should make their own judgements about those matters and/or seek independent advice. You assume all risks associated with use of the data provided on this page.



Race Results



July 25, 2025, Race 10, AVON CITY FORD WINTER REWARDS MOBILE PACE, Distance 2600m, Addington - Survey 3200m

Result	TAB no.	Horse (Barrier)	2600 to	2400m to
13th	3	He's Tough (3)	2400m	2200m
		Position in running (margin)	-	4(2.7)
		Sectional time (s)	13.77	15.27
		Cumulative time (s)	196.13	182.36
		Speed (m/s)	14.52	13.10
		Stride length (m)	6.20	5.88
		Stride duration (s)	0.420	0.449
		Stride efficiency (%)	60.03	53.94
		Stride count	32.27	34.04

Disclaimer.

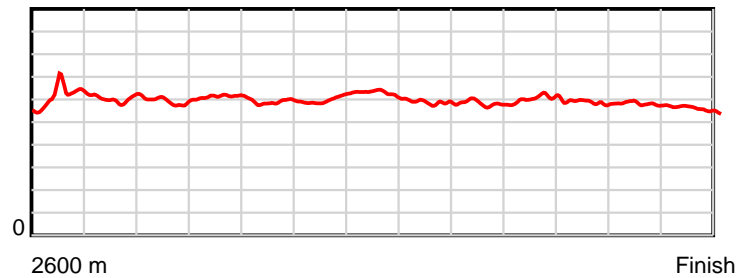
HRNZ and NZMTC and Thoroughbred Ratings Pty Ltd accepts no responsibility for the completeness or accuracy of any of the information contained herein, and makes no representations about its suitability for any particular purpose. Users should make their own judgements about those matters and/or seek independent advice. You assume all risks associated with use of the data provided on this page.

Race Results

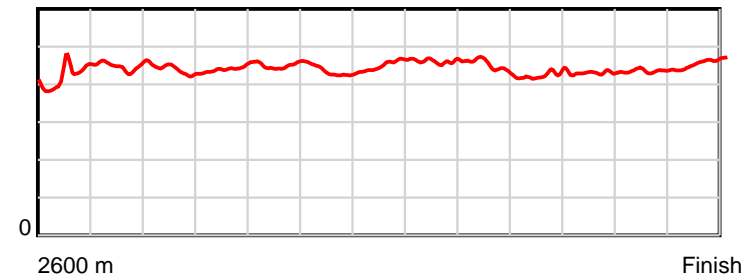
July 25, 2025, Race 10, AVON CITY FORD WINTER REWARDS MOBILE PACE, Distance 2600m, Addington - Survey 3200m

Result	TAB no.	Horse (Barrier)	2200m to	2000m to	1800m to	1600m to	1400m to	1200m to	1000m to	800m to	600m to	400m to	200m to	Total or	Margin
13th	3	He's Tough (3)	2000m	1800m	1600m	1400m	1200m	1000m	800m	600m	400m	200m	WP	Average	
		Position in running (margin)	9(8.3)	8(7.9)	3(2.4)	5(4.2)	6(6.1)	6(5.9)	7(6.1)	9(5.5)	9(5.0)	12(9.8)	12(12.6)		19.90
		Sectional time (s)	15.28	14.40	15.58	14.74	14.54	15.97	15.55	14.10	15.10	15.28	16.55		
		Cumulative time (s)	167.09	151.81	137.41	121.83	107.09	92.55	76.58	61.03	46.93	31.83	16.55	3:16.13	
		Speed (m/s)	13.09	13.89	12.84	13.57	13.76	12.52	12.86	14.18	13.25	13.09	12.08	13.26	
		Stride length (m)	5.75	6.14	5.79	5.89	6.24	5.77	5.75	6.03	5.71	5.71	5.55	5.87	
		Stride duration (s)	0.439	0.442	0.451	0.434	0.454	0.461	0.447	0.425	0.431	0.436	0.459	0.443	
		Stride efficiency (%)	51.59	58.90	52.35	54.16	60.83	52.05	51.59	56.86	50.91	50.97	48.17	53.83	
		Stride count	34.81	32.58	34.55	33.97	32.06	34.65	34.81	33.15	35.04	35.02	36.02	442.97	

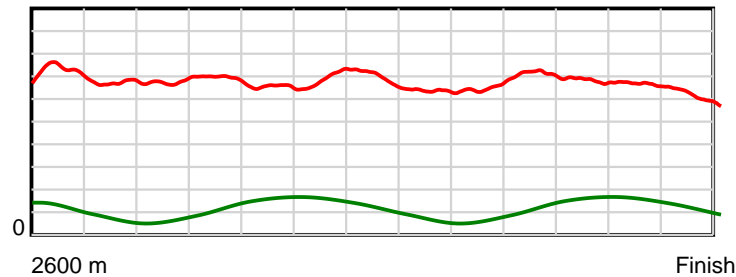
10 m Stride length



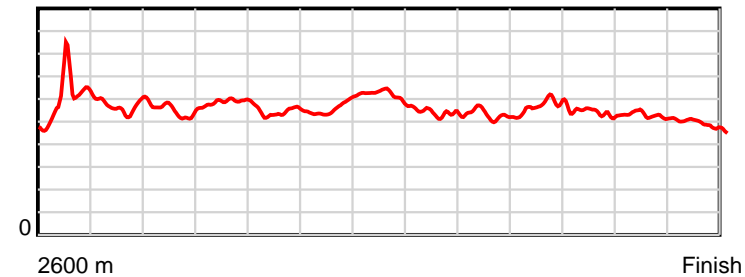
0.6 s Stride duration



20 m/sec Speed



100 % Stride efficiency



Note: Horizontal distance axis grid lines are 200m furlongs.

Disclaimer.

HRNZ and NZMTC and Thoroughbred Ratings Pty Ltd accepts no responsibility for the completeness or accuracy of any of the information contained herein, and makes no representations about its suitability for any particular purpose. Users should make their own judgements about those matters and/or seek independent advice. You assume all risks associated with use of the data provided on this page.



Race Results



July 25, 2025, Race 10, AVON CITY FORD WINTER REWARDS MOBILE PACE, Distance 2600m, Addington - Survey 3200m

Result	TAB no.	Horse (Barrier)	2600 to	2400m to
14th	11	Gem N Em (11)	2400m	2200m
		Position in running (margin)	-	9(4.6)
		Sectional time (s)	14.09	14.96
		Cumulative time (s)	197.11	183.02
		Speed (m/s)	14.19	13.37
		Stride length (m)	6.75	6.57
		Stride duration (s)	0.457	0.492
		Stride efficiency (%)	71.22	67.47
		Stride count	29.63	30.44

Disclaimer.

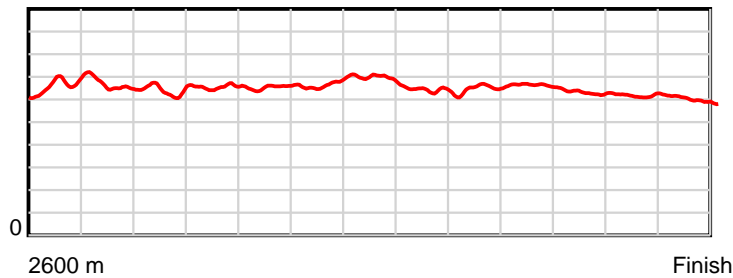
HRNZ and NZMTC and Thoroughbred Ratings Pty Ltd accepts no responsibility for the completeness or accuracy of any of the information contained herein, and makes no representations about its suitability for any particular purpose. Users should make their own judgements about those matters and/or seek independent advice. You assume all risks associated with use of the data provided on this page.

Race Results

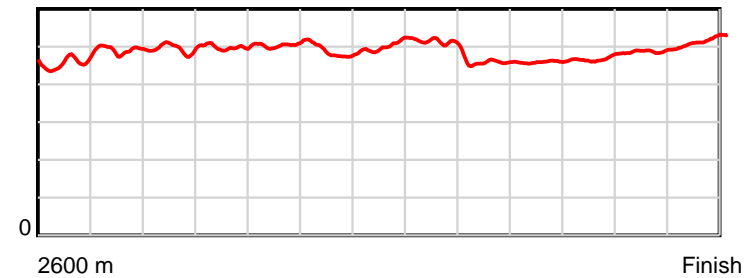
July 25, 2025, Race 10, AVON CITY FORD WINTER REWARDS MOBILE PACE, Distance 2600m, Addington - Survey 3200m

Result	TAB no.	Horse (Barrier)	2200m to	2000m to	1800m to	1600m to	1400m to	1200m to	1000m to	800m to	600m to	400m to	200m to	Total or	Margin
14th	11	Gem N Em (11)	2000m	1800m	1600m	1400m	1200m	1000m	800m	600m	400m	200m	WP	Average	
		Position in running (margin)	8(8.3)	9(9.1)	11(8.2)	11(10.1)	11(12.3)	11(11.5)	12(11.6)	5(3.5)	3(1.3)	7(6.8)	14(14.7)		25.30
		Sectional time (s)	15.49	15.16	15.60	14.79	14.43	15.95	14.32	13.81	15.20	16.14	17.17		
		Cumulative time (s)	168.06	152.57	137.41	121.81	107.02	92.59	76.64	62.32	48.51	33.31	17.17	3:17.11	
		Speed (m/s)	12.91	13.19	12.82	13.52	13.86	12.54	13.97	14.48	13.16	12.39	11.65	13.19	
		Stride length (m)	6.39	6.57	6.46	6.59	6.98	6.40	6.38	6.65	6.17	6.05	6.03	6.45	
		Stride duration (s)	0.495	0.498	0.504	0.487	0.503	0.510	0.457	0.459	0.469	0.488	0.518	0.489	
		Stride efficiency (%)	63.82	67.51	65.31	67.89	76.07	63.92	63.67	69.14	59.56	57.24	56.84	65.04	
		Stride count	31.30	30.43	30.94	30.34	28.66	31.27	31.33	30.07	32.40	33.04	33.16	403.01	

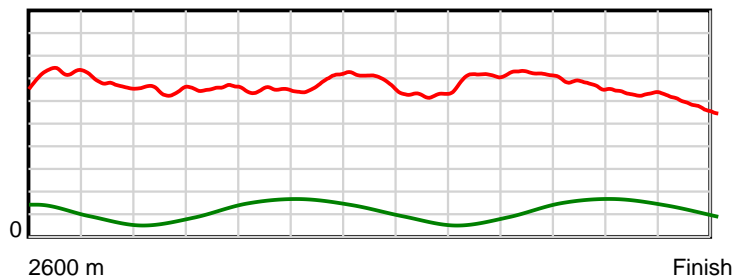
10 m Stride length



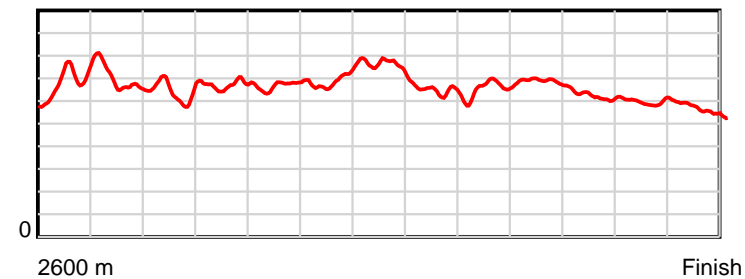
0.6 s Stride duration



20 m/sec Speed



100 % Stride efficiency



Note: Horizontal distance axis grid lines are 200m furlongs.

Disclaimer.

HRNZ and NZMTC and Thoroughbred Ratings Pty Ltd accepts no responsibility for the completeness or accuracy of any of the information contained herein, and makes no representations about its suitability for any particular purpose. Users should make their own judgements about those matters and/or seek independent advice. You assume all risks associated with use of the data provided on this page.