



Race Results

NZ Metropolitan Trotting Club Inc, HRNZ, July 25, 2025

Compilation date: July 25, 2025, 6:17:07 PM (NZST)

Copyright © 2025 HRNZ and NZMTC. All rights reserved.

Trademarks.

StrideMASTER is a registered trademark of Thoroughbred Ratings Pty Ltd.

Disclaimer.

HRNZ and NZMTC and Thoroughbred Ratings Pty Ltd accepts no responsibility for the completeness or accuracy of any of the information contained herein, and makes no representations about its suitability for any particular purpose. Users should make their own judgements about those matters and/or seek independent advice. You assume all risks associated with use of the data provided on this page.



Race Results



July 25, 2025, Race 3, IRT. YOUR HORSE. OUR PASSION. WINTER REWARDS MOBILE PACE, Distance 2600m, Addington - Survey 3200m

Result	TAB no.	Horse (Barrier)	2600 to	2400m to
1st	7	Mouton Cadet (7)	2400m	2200m
		Position in running (margin)	-	1(0.0)
		Sectional time (s)	13.24	15.05
		Cumulative time (s)	196.14	182.90
		Speed (m/s)	15.11	13.29
		Stride length (m)	6.32	6.11
		Stride duration (s)	0.413	0.459
		Stride efficiency (%)	62.36	58.26
		Stride count	31.66	32.76

Disclaimer.

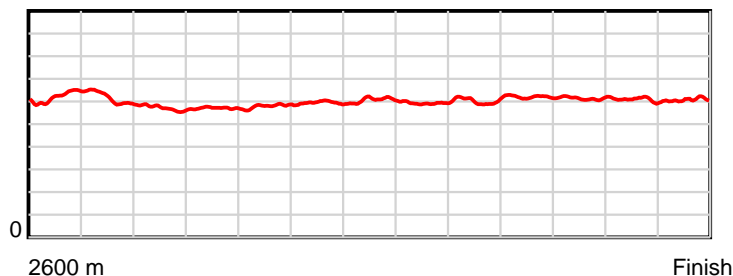
HRNZ and NZMTC and Thoroughbred Ratings Pty Ltd accepts no responsibility for the completeness or accuracy of any of the information contained herein, and makes no representations about its suitability for any particular purpose. Users should make their own judgements about those matters and/or seek independent advice. You assume all risks associated with use of the data provided on this page.

Race Results

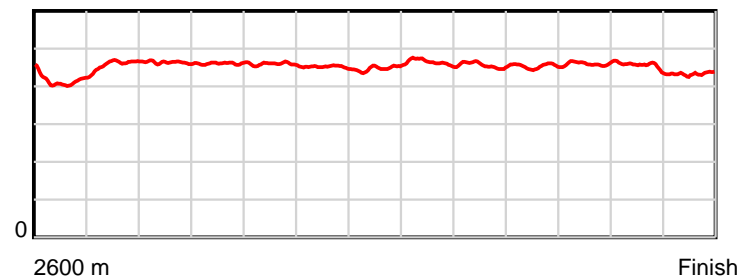
July 25, 2025, Race 3, IRT. YOUR HORSE. OUR PASSION. WINTER REWARDS MOBILE PACE, Distance 2600m, Addington - Survey 3200m

Result	TAB no.	Horse (Barrier)	2200m to	2000m to	1800m to	1600m to	1400m to	1200m to	1000m to	800m to	600m to	400m to	200m to	Total or	Margin
1st	7	Mouton Cadet (7)	2000m	1800m	1600m	1400m	1200m	1000m	800m	600m	400m	200m	WP	Average	
		Position in running (margin)	1(0.0)	1(0.0)	1(0.0)	1(0.0)	1(0.0)	3(2.3)	3(2.6)	3(2.5)	4(2.0)	3(2.4)	3(2.6)		0.00
		Sectional time (s)	16.34	16.11	15.99	15.02	14.80	15.52	15.29	14.61	15.14	14.80	14.23		
		Cumulative time (s)	167.85	151.51	135.40	119.41	104.39	89.59	74.07	58.78	44.17	29.03	14.23	3:16.14	
		Speed (m/s)	12.24	12.41	12.51	13.32	13.51	12.89	13.08	13.69	13.21	13.51	14.05	13.26	
		Stride length (m)	5.67	5.72	5.74	6.01	6.05	5.98	5.97	6.20	6.08	6.14	6.09	6.00	
		Stride duration (s)	0.463	0.461	0.459	0.451	0.448	0.464	0.456	0.453	0.460	0.454	0.433	0.453	
		Stride efficiency (%)	50.27	51.11	51.47	56.47	57.19	55.84	55.67	60.16	57.82	58.85	57.89	56.25	
		Stride count	35.26	34.97	34.85	33.27	33.06	33.46	33.51	32.23	32.88	32.59	32.86	433.36	

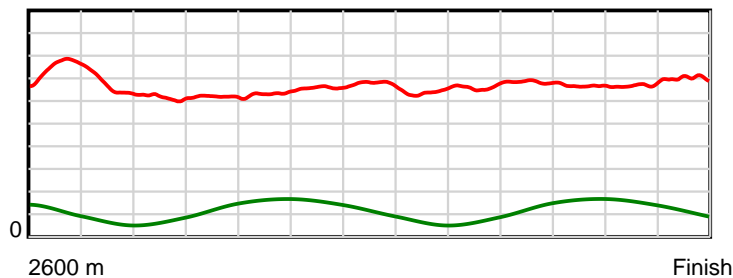
10 m Stride length



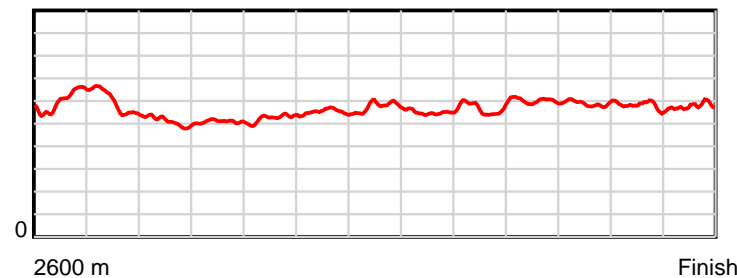
0.6 s Stride duration



20 m/sec Speed



100 % Stride efficiency



Note: Horizontal distance axis grid lines are 200m furlongs.

Disclaimer.

HRNZ and NZMTC and Thoroughbred Ratings Pty Ltd accepts no responsibility for the completeness or accuracy of any of the information contained herein, and makes no representations about its suitability for any particular purpose. Users should make their own judgements about those matters and/or seek independent advice. You assume all risks associated with use of the data provided on this page.



Race Results



July 25, 2025, Race 3, IRT. YOUR HORSE. OUR PASSION. WINTER REWARDS MOBILE PACE, Distance 2600m, Addington - Survey 3200m

Result	TAB no.	Horse (Barrier)	2600 to	2400m to
2nd	4	Gimmesomelovin (4)	2400m	2200m
		Position in running (margin)	-	4(4.6)
		Sectional time (s)	13.94	15.29
		Cumulative time (s)	196.19	182.25
		Speed (m/s)	14.35	13.08
		Stride length (m)	6.50	6.11
		Stride duration (s)	0.448	0.467
		Stride efficiency (%)	65.98	58.39
		Stride count	30.78	32.72

Disclaimer.

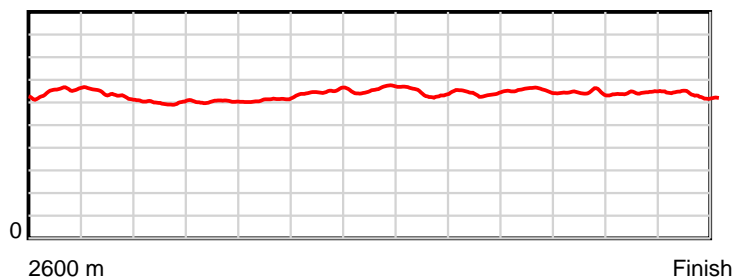
HRNZ and NZMTC and Thoroughbred Ratings Pty Ltd accepts no responsibility for the completeness or accuracy of any of the information contained herein, and makes no representations about its suitability for any particular purpose. Users should make their own judgements about those matters and/or seek independent advice. You assume all risks associated with use of the data provided on this page.

Race Results

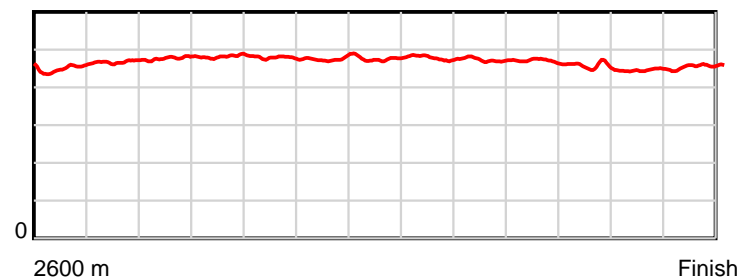
July 25, 2025, Race 3, IRT. YOUR HORSE. OUR PASSION. WINTER REWARDS MOBILE PACE, Distance 2600m, Addington - Survey 3200m

Result	TAB no.	Horse (Barrier)	2200m to	2000m to	1800m to	1600m to	1400m to	1200m to	1000m to	800m to	600m to	400m to	200m to	Total or	Margin
2nd	4	Gimmesomelovin (4)	2000m	1800m	1600m	1400m	1200m	1000m	800m	600m	400m	200m	WP	Average	
		Position in running (margin)	5(6.0)	7(6.5)	7(6.2)	9(7.0)	9(7.1)	9(8.6)	8(8.0)	8(7.2)	7(5.6)	6(4.2)	2(0.7)		0.30
		Sectional time (s)	16.42	16.05	16.13	15.03	14.67	15.37	15.18	14.42	14.85	14.16	14.68		
		Cumulative time (s)	166.96	150.54	134.49	118.36	103.33	88.66	73.29	58.11	43.69	28.84	14.68	3:16.19	
		Speed (m/s)	12.18	12.46	12.40	13.31	13.63	13.01	13.18	13.87	13.47	14.12	13.62	13.25	
		Stride length (m)	5.82	6.00	5.93	6.34	6.47	6.22	6.23	6.51	6.14	6.28	6.23	6.21	
		Stride duration (s)	0.478	0.482	0.479	0.477	0.475	0.478	0.473	0.469	0.456	0.445	0.457	0.468	
		Stride efficiency (%)	52.86	56.30	55.03	62.83	65.51	60.40	60.62	66.19	58.84	61.72	60.66	60.21	
		Stride count	34.39	33.32	33.70	31.54	30.89	32.17	32.11	30.73	32.59	31.82	32.10	418.86	

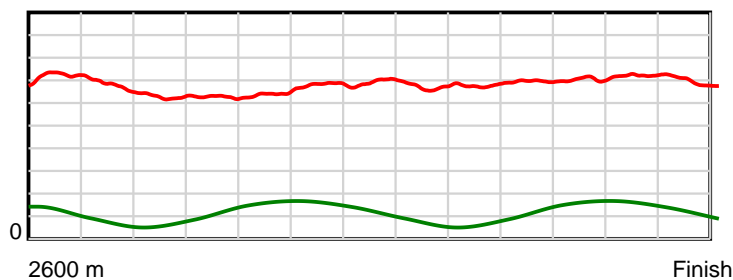
10 m Stride length



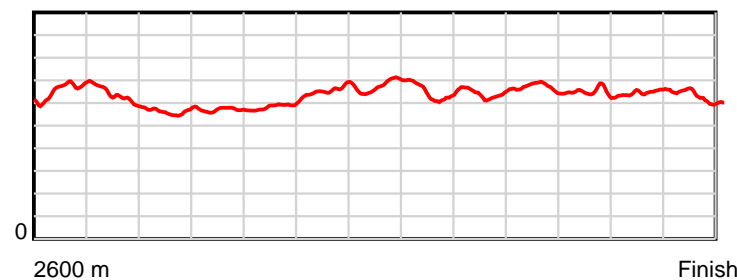
0.6 s Stride duration



20 m/sec Speed



100 % Stride efficiency



Note: Horizontal distance axis grid lines are 200m furlongs.

Disclaimer.

HRNZ and NZMTC and Thoroughbred Ratings Pty Ltd accepts no responsibility for the completeness or accuracy of any of the information contained herein, and makes no representations about its suitability for any particular purpose. Users should make their own judgements about those matters and/or seek independent advice. You assume all risks associated with use of the data provided on this page.



Race Results



July 25, 2025, Race 3, IRT. YOUR HORSE. OUR PASSION. WINTER REWARDS MOBILE PACE, Distance 2600m, Addington - Survey 3200m

Result	TAB no.	Horse (Barrier)	2600 to	2400m to
3rd	2	Major Happy (2)	2400m	2200m
		Position in running (margin)	-	5(6.2)
		Sectional time (s)	14.27	15.27
		Cumulative time (s)	196.21	181.94
		Speed (m/s)	14.02	13.10
		Stride length (m)	6.58	6.37
		Stride duration (s)	0.463	0.487
		Stride efficiency (%)	67.62	63.44
		Stride count	30.40	31.39

Disclaimer.

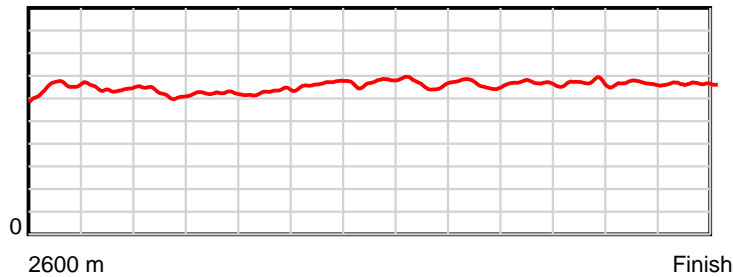
HRNZ and NZMTC and Thoroughbred Ratings Pty Ltd accepts no responsibility for the completeness or accuracy of any of the information contained herein, and makes no representations about its suitability for any particular purpose. Users should make their own judgements about those matters and/or seek independent advice. You assume all risks associated with use of the data provided on this page.

Race Results

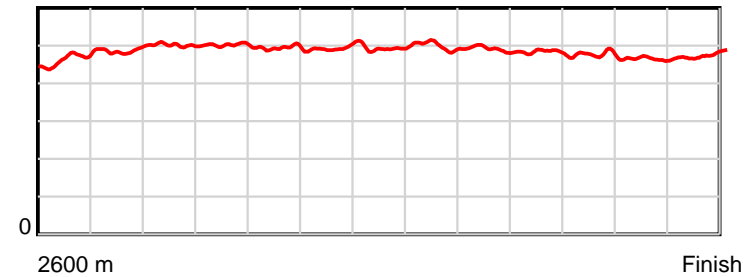
July 25, 2025, Race 3, IRT. YOUR HORSE. OUR PASSION. WINTER REWARDS MOBILE PACE, Distance 2600m, Addington - Survey 3200m

Result	TAB no.	Horse (Barrier)	2200m to	2000m to	1800m to	1600m to	1400m to	1200m to	1000m to	800m to	600m to	400m to	200m to	Total or	Margin
3rd	2	Major Happy (2)	2000m	1800m	1600m	1400m	1200m	1000m	800m	600m	400m	200m	WP	Average	
		Position in running (margin)	8(7.6)	8(8.3)	9(8.3)	12(8.7)	12(9.0)	11(10.6)	10(9.4)	10(9.0)	9(7.6)	8(5.6)	4(2.8)		0.40
		Sectional time (s)	16.45	16.12	16.06	15.06	14.69	15.28	15.23	14.46	14.73	14.28	14.31		
		Cumulative time (s)	166.67	150.22	134.10	118.04	102.98	88.29	73.01	57.78	43.32	28.59	14.31	3:16.21	
		Speed (m/s)	12.16	12.41	12.45	13.28	13.61	13.09	13.13	13.83	13.58	14.01	13.98	13.25	
		Stride length (m)	6.10	6.23	6.15	6.56	6.70	6.53	6.44	6.67	6.46	6.52	6.64	6.45	
		Stride duration (s)	0.502	0.502	0.494	0.494	0.492	0.499	0.491	0.482	0.476	0.465	0.475	0.487	
		Stride efficiency (%)	58.08	60.57	59.11	67.35	70.21	66.68	64.87	69.53	65.14	66.35	68.95	65.06	
		Stride count	32.81	32.12	32.52	30.46	29.84	30.62	31.04	29.98	30.98	30.69	30.11	402.96	

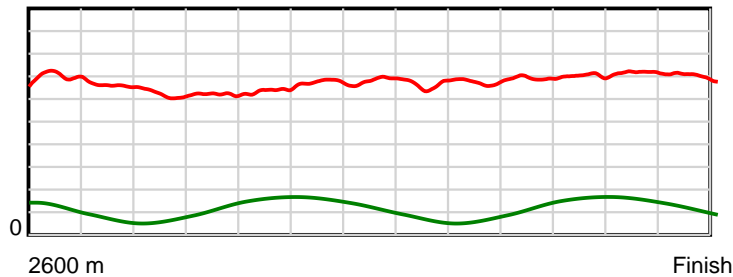
10 m Stride length



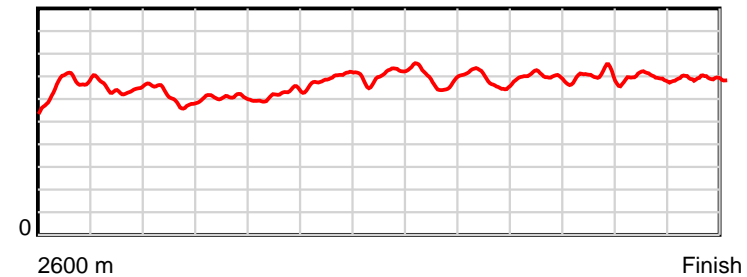
0.6 s Stride duration



20 m/sec Speed



100 % Stride efficiency



Note: Horizontal distance axis grid lines are 200m furlongs.

Disclaimer.

HRNZ and NZMTC and Thoroughbred Ratings Pty Ltd accepts no responsibility for the completeness or accuracy of any of the information contained herein, and makes no representations about its suitability for any particular purpose. Users should make their own judgements about those matters and/or seek independent advice. You assume all risks associated with use of the data provided on this page.



Race Results



July 25, 2025, Race 3, IRT. YOUR HORSE. OUR PASSION. WINTER REWARDS MOBILE PACE, Distance 2600m, Addington - Survey 3200m

Result	TAB no.	Horse (Barrier)	2600 to	2400m to
4th	6	Stubing (6)	2400m	2200m
		Position in running (margin)	-	2(1.9)
		Sectional time (s)	13.31	15.16
		Cumulative time (s)	196.30	182.99
		Speed (m/s)	15.03	13.19
		Stride length (m)	6.61	6.33
		Stride duration (s)	0.440	0.480
		Stride efficiency (%)	68.19	62.61
		Stride count	30.28	31.60

Disclaimer.

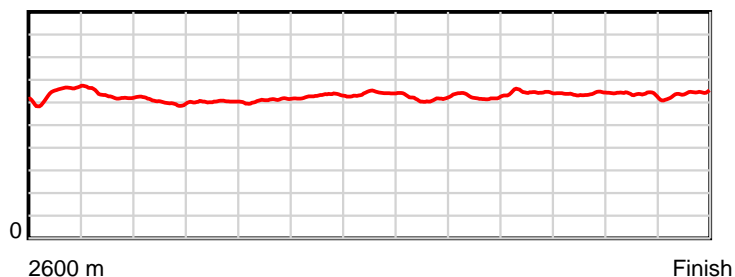
HRNZ and NZMTC and Thoroughbred Ratings Pty Ltd accepts no responsibility for the completeness or accuracy of any of the information contained herein, and makes no representations about its suitability for any particular purpose. Users should make their own judgements about those matters and/or seek independent advice. You assume all risks associated with use of the data provided on this page.

Race Results

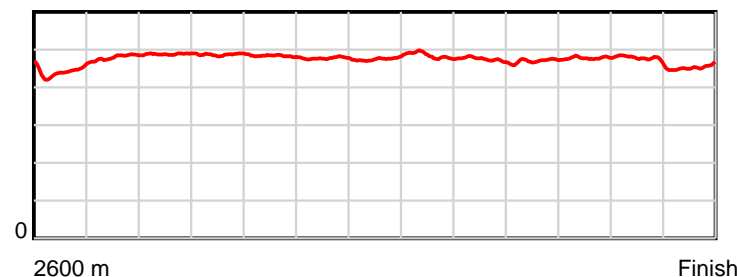
July 25, 2025, Race 3, IRT. YOUR HORSE. OUR PASSION. WINTER REWARDS MOBILE PACE, Distance 2600m, Addington - Survey 3200m

Result	TAB no.	Horse (Barrier)	2200m to	2000m to	1800m to	1600m to	1400m to	1200m to	1000m to	800m to	600m to	400m to	200m to	Total or	Margin
4th	6	Stubing (6)	2000m	1800m	1600m	1400m	1200m	1000m	800m	600m	400m	200m	WP	Average	
		Position in running (margin)	2(2.6)	3(2.4)	2(2.0)	2(2.1)	4(1.9)	4(4.3)	5(5.3)	5(4.8)	5(3.8)	7(4.5)	7(4.7)		0.90
		Sectional time (s)	16.31	16.04	16.01	14.99	14.82	15.64	15.21	14.54	15.18	14.80	14.29		
		Cumulative time (s)	167.83	151.52	135.48	119.47	104.48	89.66	74.02	58.81	44.27	29.09	14.29	3:16.30	
		Speed (m/s)	12.26	12.47	12.49	13.34	13.50	12.79	13.15	13.76	13.18	13.51	14.00	13.25	
		Stride length (m)	5.98	6.07	6.04	6.36	6.42	6.18	6.24	6.47	6.30	6.43	6.37	6.29	
		Stride duration (s)	0.488	0.487	0.483	0.477	0.476	0.483	0.475	0.470	0.478	0.476	0.455	0.475	
		Stride efficiency (%)	55.94	57.59	57.00	63.20	64.41	59.69	60.87	65.43	62.03	64.61	63.32	61.77	
		Stride count	33.43	32.94	33.12	31.45	31.15	32.36	32.04	30.91	31.74	31.10	31.42	413.54	

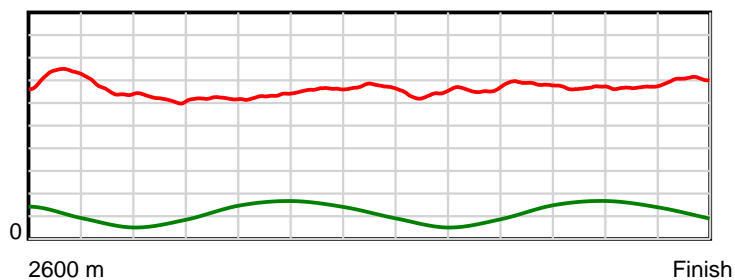
10 m Stride length



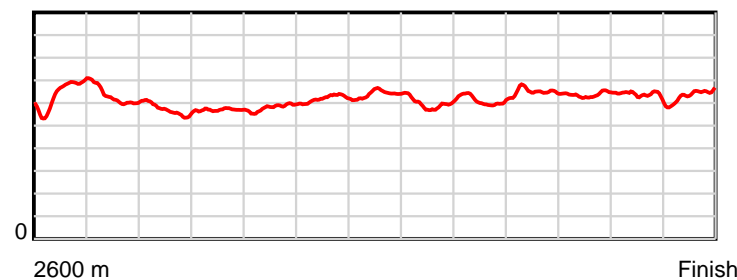
0.6 s Stride duration



20 m/sec Speed



100 % Stride efficiency



Note: Horizontal distance axis grid lines are 200m furlongs.

Disclaimer.

HRNZ and NZMTC and Thoroughbred Ratings Pty Ltd accepts no responsibility for the completeness or accuracy of any of the information contained herein, and makes no representations about its suitability for any particular purpose. Users should make their own judgements about those matters and/or seek independent advice. You assume all risks associated with use of the data provided on this page.



Race Results



July 25, 2025, Race 3, IRT. YOUR HORSE. OUR PASSION. WINTER REWARDS MOBILE PACE, Distance 2600m, Addington - Survey 3200m

Result	TAB no.	Horse (Barrier)	2600 to	2400m to
5th	10	Gliding High (10)	2400m	2200m
		Position in running (margin)	-	9(8.0)
		Sectional time (s)	14.65	15.06
		Cumulative time (s)	196.42	181.77
		Speed (m/s)	13.65	13.28
		Stride length (m)	6.33	6.19
		Stride duration (s)	0.445	0.466
		Stride efficiency (%)	62.64	59.78
		Stride count	31.59	32.33

Disclaimer.

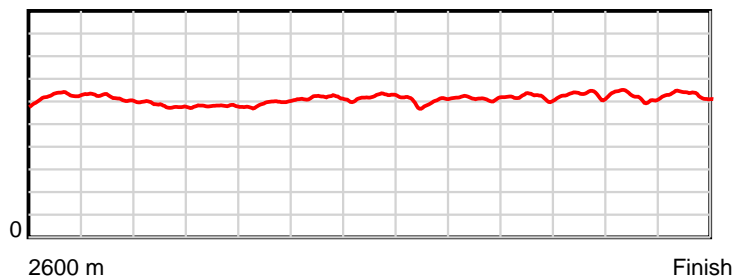
HRNZ and NZMTC and Thoroughbred Ratings Pty Ltd accepts no responsibility for the completeness or accuracy of any of the information contained herein, and makes no representations about its suitability for any particular purpose. Users should make their own judgements about those matters and/or seek independent advice. You assume all risks associated with use of the data provided on this page.

Race Results

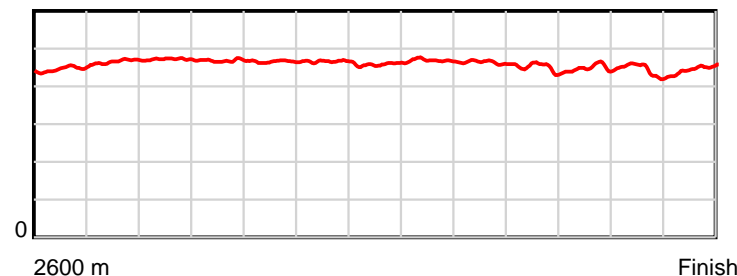
July 25, 2025, Race 3, IRT. YOUR HORSE. OUR PASSION. WINTER REWARDS MOBILE PACE, Distance 2600m, Addington - Survey 3200m

Result	TAB no.	Horse (Barrier)	2200m to	2000m to	1800m to	1600m to	1400m to	1200m to	1000m to	800m to	600m to	400m to	200m to	Total or	Margin
5th	10	Gliding High (10)	2000m	1800m	1600m	1400m	1200m	1000m	800m	600m	400m	200m	WP	Average	
		Position in running (margin)	9(8.1)	9(8.6)	8(8.2)	10(7.3)	10(7.4)	10(9.7)	11(10.8)	12(11.0)	12(9.5)	9(5.7)	6(4.3)		1.60
		Sectional time (s)	16.43	16.03	15.84	15.04	14.80	15.65	15.34	14.45	14.44	14.51	14.18		
		Cumulative time (s)	166.71	150.28	134.25	118.41	103.37	88.57	72.92	57.58	43.13	28.69	14.18	3:16.42	
		Speed (m/s)	12.17	12.48	12.63	13.30	13.51	12.78	13.04	13.84	13.85	13.78	14.10	13.24	
		Stride length (m)	5.74	5.84	5.87	6.20	6.18	5.99	6.04	6.23	6.21	6.10	6.30	6.09	
		Stride duration (s)	0.472	0.468	0.465	0.466	0.458	0.469	0.463	0.450	0.448	0.443	0.446	0.460	
		Stride efficiency (%)	51.49	53.31	53.89	60.13	59.76	56.11	57.06	60.57	60.17	58.14	62.00	57.93	
		Stride count	34.84	34.24	34.06	32.24	32.34	33.38	33.10	32.12	32.23	32.79	31.75	427.01	

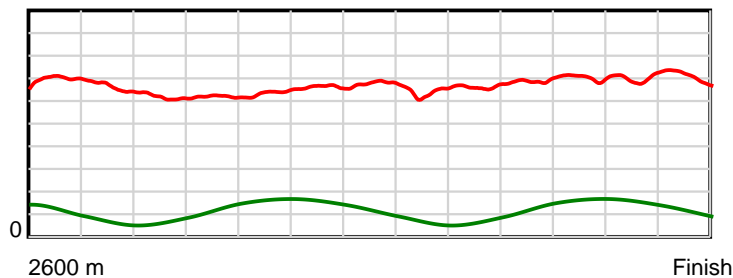
10 m Stride length



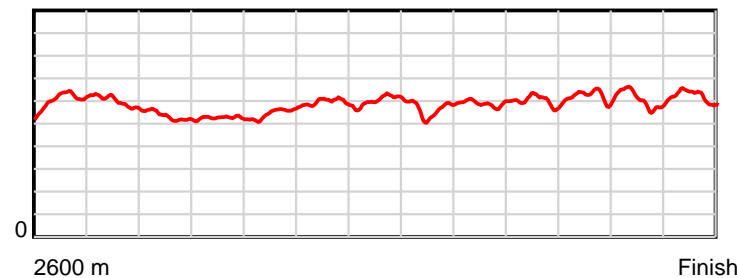
0.6 s Stride duration



20 m/sec Speed



100 % Stride efficiency



Note: Horizontal distance axis grid lines are 200m furlongs.

Disclaimer.

HRNZ and NZMTC and Thoroughbred Ratings Pty Ltd accepts no responsibility for the completeness or accuracy of any of the information contained herein, and makes no representations about its suitability for any particular purpose. Users should make their own judgements about those matters and/or seek independent advice. You assume all risks associated with use of the data provided on this page.



Race Results



July 25, 2025, Race 3, IRT. YOUR HORSE. OUR PASSION. WINTER REWARDS MOBILE PACE, Distance 2600m, Addington - Survey 3200m

Result	TAB no.	Horse (Barrier)	2600 to	2400m to
6th	12	Bautista (12)	2400m	2200m
		Position in running (margin)	-	11(9.5)
		Sectional time (s)	14.93	15.52
		Cumulative time (s)	196.53	181.60
		Speed (m/s)	13.40	12.89
		Stride length (m)	6.82	6.41
		Stride duration (s)	0.484	0.498
		Stride efficiency (%)	72.68	64.26
		Stride count	29.33	31.19

Disclaimer.

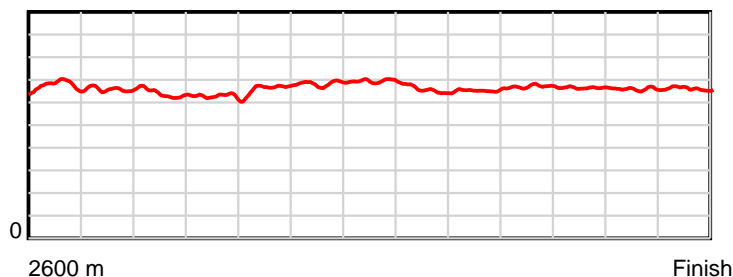
HRNZ and NZMTC and Thoroughbred Ratings Pty Ltd accepts no responsibility for the completeness or accuracy of any of the information contained herein, and makes no representations about its suitability for any particular purpose. Users should make their own judgements about those matters and/or seek independent advice. You assume all risks associated with use of the data provided on this page.

Race Results

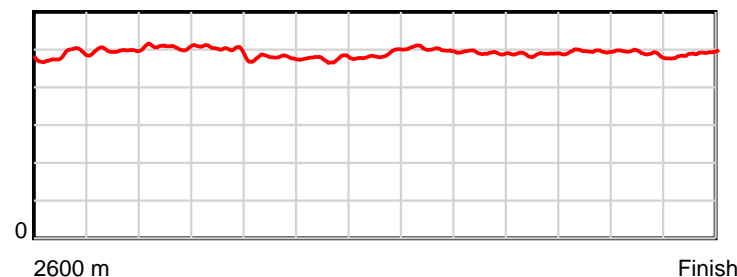
July 25, 2025, Race 3, IRT. YOUR HORSE. OUR PASSION. WINTER REWARDS MOBILE PACE, Distance 2600m, Addington - Survey 3200m

Result	TAB no.	Horse (Barrier)	2200m to	2000m to	1800m to	1600m to	1400m to	1200m to	1000m to	800m to	600m to	400m to	200m to	Total or	Margin
6th	12	Bautista (12)	2000m	1800m	1600m	1400m	1200m	1000m	800m	600m	400m	200m	WP	Average	
		Position in running (margin)	11(12.3)	12(12.8)	13(12.4)	8(5.5)	2(0.7)	1(0.0)	1(0.0)	1(0.0)	1(0.0)	1(0.0)	1(0.0)		2.20
		Sectional time (s)	16.41	16.05	14.85	14.20	14.31	15.47	15.30	14.70	15.07	14.76	14.96		
		Cumulative time (s)	166.08	149.67	133.62	118.77	104.57	90.26	74.79	59.49	44.79	29.72	14.96	3:16.53	
		Speed (m/s)	12.19	12.46	13.47	14.08	13.98	12.93	13.07	13.61	13.27	13.55	13.37	13.23	
		Stride length (m)	6.19	6.24	6.45	6.70	6.83	6.47	6.42	6.64	6.59	6.62	6.55	6.53	
		Stride duration (s)	0.508	0.501	0.479	0.476	0.489	0.500	0.492	0.488	0.496	0.489	0.490	0.493	
		Stride efficiency (%)	59.85	60.80	64.97	70.19	72.86	65.36	64.49	68.82	67.79	68.57	67.08	66.57	
		Stride count	32.32	32.06	31.02	29.84	29.29	30.93	31.13	30.14	30.37	30.19	30.53	398.34	

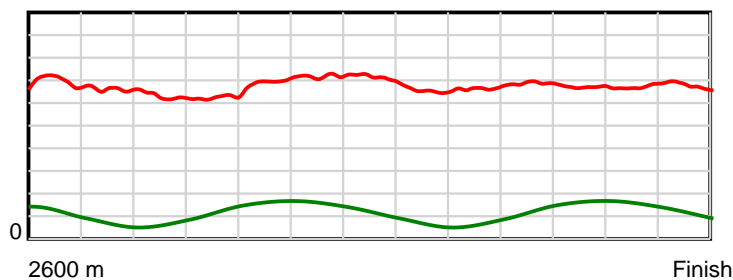
10 m Stride length



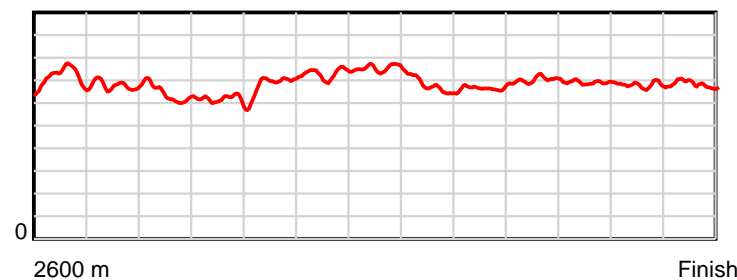
0.6 s Stride duration



20 m/sec Speed



100 % Stride efficiency



Note: Horizontal distance axis grid lines are 200m furlongs.

Disclaimer.

HRNZ and NZMTC and Thoroughbred Ratings Pty Ltd accepts no responsibility for the completeness or accuracy of any of the information contained herein, and makes no representations about its suitability for any particular purpose. Users should make their own judgements about those matters and/or seek independent advice. You assume all risks associated with use of the data provided on this page.



Race Results



July 25, 2025, Race 3, IRT. YOUR HORSE. OUR PASSION. WINTER REWARDS MOBILE PACE, Distance 2600m, Addington - Survey 3200m

Result	TAB no.	Horse (Barrier)	2600 to	2400m to
7th	3	Sargent Best (3)	2400m	2200m
		Position in running (margin)	-	3(3.2)
		Sectional time (s)	13.87	15.26
		Cumulative time (s)	196.57	182.70
		Speed (m/s)	14.42	13.11
		Stride length (m)	6.31	6.03
		Stride duration (s)	0.430	0.460
		Stride efficiency (%)	62.14	56.79
		Stride count	31.72	33.18

Disclaimer.

HRNZ and NZMTC and Thoroughbred Ratings Pty Ltd accepts no responsibility for the completeness or accuracy of any of the information contained herein, and makes no representations about its suitability for any particular purpose. Users should make their own judgements about those matters and/or seek independent advice. You assume all risks associated with use of the data provided on this page.



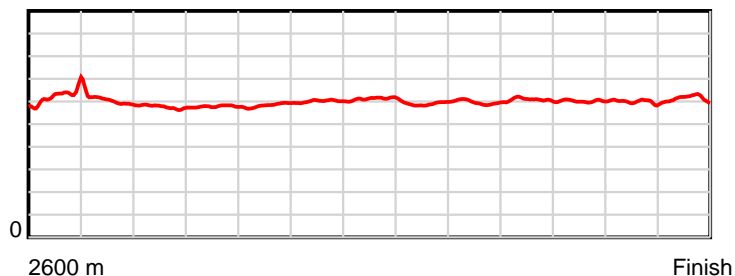
Race Results



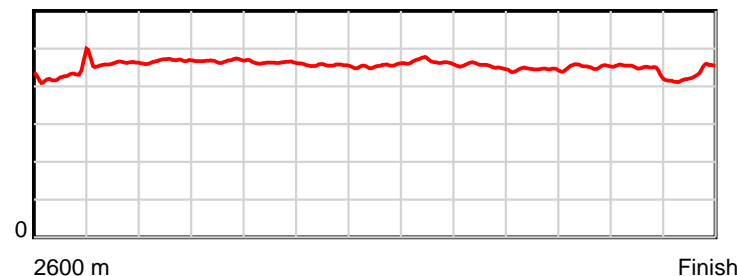
July 25, 2025, Race 3, IRT. YOUR HORSE. OUR PASSION. WINTER REWARDS MOBILE PACE, Distance 2600m, Addington - Survey 3200m

Result	TAB no.	Horse (Barrier)	2200m to	2000m to	1800m to	1600m to	1400m to	1200m to	1000m to	800m to	600m to	400m to	200m to	Total or	Margin
7th	3	Sargent Best (3)	2000m	1800m	1600m	1400m	1200m	1000m	800m	600m	400m	200m	WP	Average	
		Position in running (margin)	3(4.5)	4(4.2)	5(4.2)	5(3.8)	6(3.6)	6(5.7)	7(6.7)	7(6.7)	8(5.8)	10(6.0)	9(5.8)		2.40
		Sectional time (s)	16.29	16.11	15.93	14.99	14.77	15.63	15.30	14.55	15.10	14.73	14.04		
		Cumulative time (s)	167.44	151.15	135.04	119.11	104.12	89.35	73.72	58.42	43.87	28.77	14.04	3:16.57	
		Speed (m/s)	12.28	12.41	12.55	13.34	13.54	12.80	13.07	13.75	13.25	13.58	14.25	13.23	
		Stride length (m)	5.74	5.81	5.82	6.09	6.15	5.96	5.93	6.11	5.99	6.07	6.16	6.01	
		Stride duration (s)	0.468	0.468	0.463	0.456	0.454	0.465	0.454	0.445	0.453	0.447	0.432	0.454	
		Stride efficiency (%)	51.52	52.75	52.88	57.88	59.12	55.44	55.01	58.38	56.10	57.48	59.24	56.40	
		Stride count	34.83	34.42	34.38	32.86	32.52	33.58	33.71	32.72	33.38	32.98	32.48	432.76	

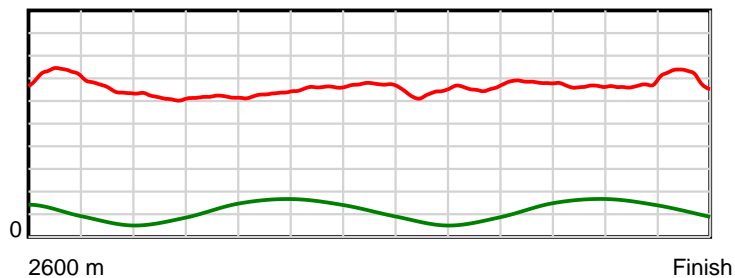
10 m Stride length



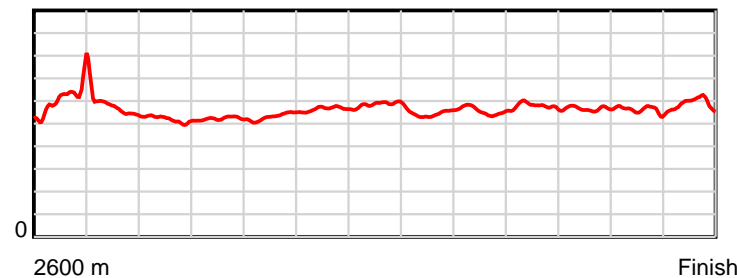
0.6 s Stride duration



20 m/sec Speed



100 % Stride efficiency



Note: Horizontal distance axis grid lines are 200m furlongs.

Disclaimer.

HRNZ and NZMTC and Thoroughbred Ratings Pty Ltd accepts no responsibility for the completeness or accuracy of any of the information contained herein, and makes no representations about its suitability for any particular purpose. Users should make their own judgements about those matters and/or seek independent advice. You assume all risks associated with use of the data provided on this page.



Race Results



July 25, 2025, Race 3, IRT. YOUR HORSE. OUR PASSION. WINTER REWARDS MOBILE PACE, Distance 2600m, Addington - Survey 3200m

Result	TAB no.	Horse (Barrier)	2600 to	2400m to
8th	5	Didjashouttheb... (5)	2400m	2200m
		Position in running (margin)	-	8(6.9)
		Sectional time (s)	14.33	14.67
		Cumulative time (s)	196.79	182.46
		Speed (m/s)	13.96	13.63
		Stride length (m)	6.17	5.90
		Stride duration (s)	0.437	0.433
		Stride efficiency (%)	59.44	54.41
		Stride count	32.43	33.89

Disclaimer.

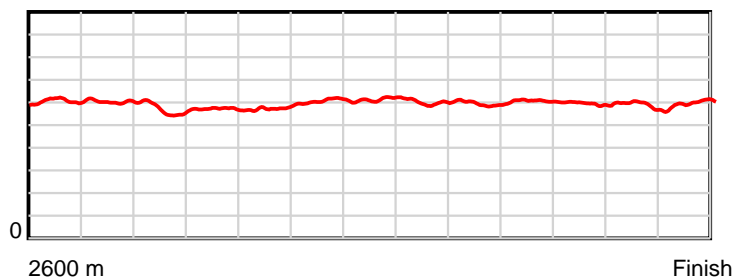
HRNZ and NZMTC and Thoroughbred Ratings Pty Ltd accepts no responsibility for the completeness or accuracy of any of the information contained herein, and makes no representations about its suitability for any particular purpose. Users should make their own judgements about those matters and/or seek independent advice. You assume all risks associated with use of the data provided on this page.

Race Results

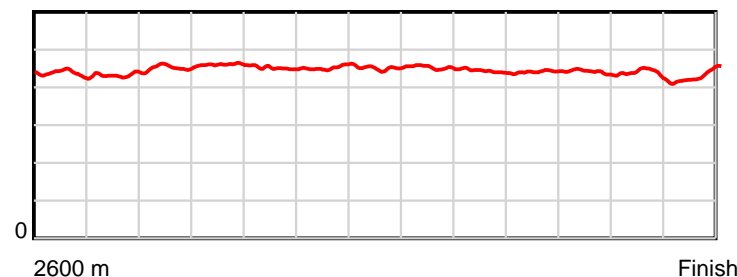
July 25, 2025, Race 3, IRT. YOUR HORSE. OUR PASSION. WINTER REWARDS MOBILE PACE, Distance 2600m, Addington - Survey 3200m

Result	TAB no.	Horse (Barrier)	2200m to	2000m to	1800m to	1600m to	1400m to	1200m to	1000m to	800m to	600m to	400m to	200m to	Total or	Margin
8th	5	Didjashoutheb... (5)	2000m	1800m	1600m	1400m	1200m	1000m	800m	600m	400m	200m	WP	Average	
		Position in running (margin)	4(4.7)	5(4.2)	4(4.1)	6(4.5)	7(4.8)	7(6.6)	6(5.4)	6(4.8)	6(4.0)	5(3.8)	8(5.1)		3.60
		Sectional time (s)	16.26	16.09	16.06	15.06	14.71	15.28	15.20	14.56	15.03	14.96	14.58		
		Cumulative time (s)	167.79	151.53	135.44	119.38	104.32	89.61	74.33	59.13	44.57	29.54	14.58	3:16.79	
		Speed (m/s)	12.30	12.43	12.45	13.28	13.60	13.09	13.16	13.74	13.31	13.37	13.72	13.21	
		Stride length (m)	5.56	5.72	5.62	6.01	6.13	5.92	5.82	6.07	5.86	5.82	5.94	5.88	
		Stride duration (s)	0.452	0.460	0.452	0.453	0.451	0.453	0.442	0.442	0.440	0.436	0.433	0.445	
		Stride efficiency (%)	48.28	51.18	49.39	56.53	58.67	54.83	52.92	57.64	53.64	53.02	55.18	54.09	
		Stride count	35.98	34.95	35.57	33.25	32.64	33.76	34.37	32.93	34.14	34.34	33.66	441.91	

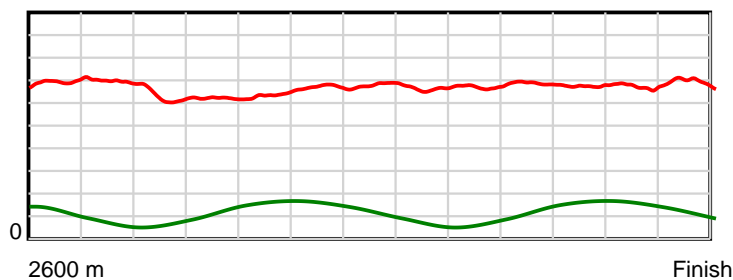
10 m Stride length



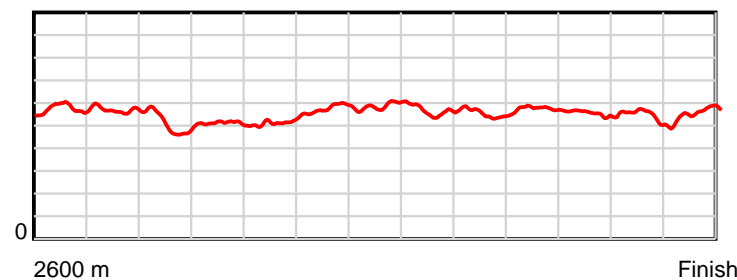
0.6 s Stride duration



20 m/sec Speed



100 % Stride efficiency



Note: Horizontal distance axis grid lines are 200m furlongs.

Disclaimer.

HRNZ and NZMTC and Thoroughbred Ratings Pty Ltd accepts no responsibility for the completeness or accuracy of any of the information contained herein, and makes no representations about its suitability for any particular purpose. Users should make their own judgements about those matters and/or seek independent advice. You assume all risks associated with use of the data provided on this page.



Race Results



July 25, 2025, Race 3, IRT. YOUR HORSE. OUR PASSION. WINTER REWARDS MOBILE PACE, Distance 2600m, Addington - Survey 3200m

Result	TAB no.	Horse (Barrier)	2600 to	2400m to
9th	1	Shapely (1)	2400m	2200m
		Position in running (margin)	-	7(6.7)
		Sectional time (s)	14.24	14.99
		Cumulative time (s)	196.82	182.58
		Speed (m/s)	14.05	13.34
		Stride length (m)	6.11	6.08
		Stride duration (s)	0.430	0.456
		Stride efficiency (%)	58.25	57.82
		Stride count	32.76	32.88

Disclaimer.

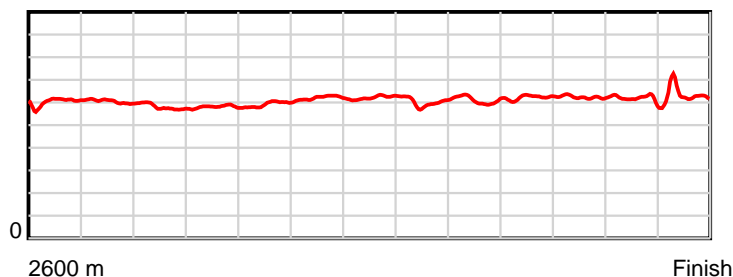
HRNZ and NZMTC and Thoroughbred Ratings Pty Ltd accepts no responsibility for the completeness or accuracy of any of the information contained herein, and makes no representations about its suitability for any particular purpose. Users should make their own judgements about those matters and/or seek independent advice. You assume all risks associated with use of the data provided on this page.

Race Results

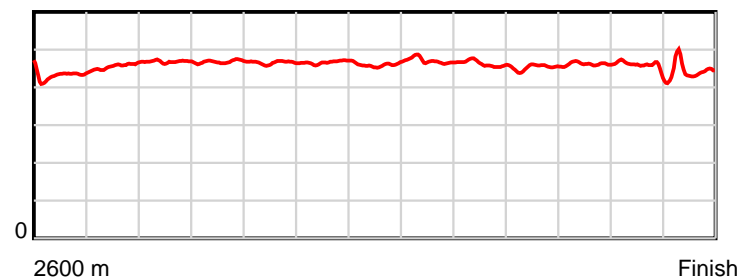
July 25, 2025, Race 3, IRT. YOUR HORSE. OUR PASSION. WINTER REWARDS MOBILE PACE, Distance 2600m, Addington - Survey 3200m

Result	TAB no.	Horse (Barrier)	2200m to	2000m to	1800m to	1600m to	1400m to	1200m to	1000m to	800m to	600m to	400m to	200m to	Total or	Margin
9th	1	Shapely (1)	2000m	1800m	1600m	1400m	1200m	1000m	800m	600m	400m	200m	WP	Average	
		Position in running (margin)	7(6.3)	6(6.1)	6(6.0)	7(5.4)	8(5.6)	8(7.9)	9(8.9)	9(8.6)	10(7.9)	13(7.6)	13(7.9)		3.80
		Sectional time (s)	16.30	16.09	15.90	15.04	14.81	15.63	15.26	14.57	15.02	14.81	14.16		
		Cumulative time (s)	167.59	151.29	135.20	119.30	104.26	89.45	73.82	58.56	43.99	28.97	14.16	3:16.82	
		Speed (m/s)	12.27	12.43	12.58	13.30	13.50	12.80	13.11	13.73	13.32	13.50	14.12	13.21	
		Stride length (m)	5.74	5.82	5.85	6.20	6.21	6.02	6.07	6.22	6.15	6.15	6.24	6.06	
		Stride duration (s)	0.468	0.468	0.465	0.467	0.460	0.471	0.463	0.453	0.462	0.456	0.442	0.459	
		Stride efficiency (%)	51.57	52.90	53.54	60.16	60.30	56.68	57.49	60.39	59.18	59.19	60.82	57.44	
		Stride count	34.81	34.37	34.17	32.23	32.20	33.21	32.97	32.17	32.50	32.50	32.06	428.83	

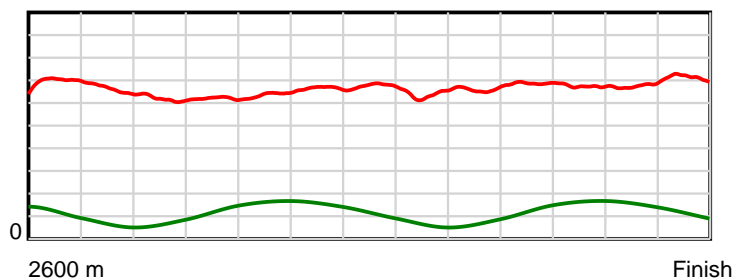
10 m Stride length



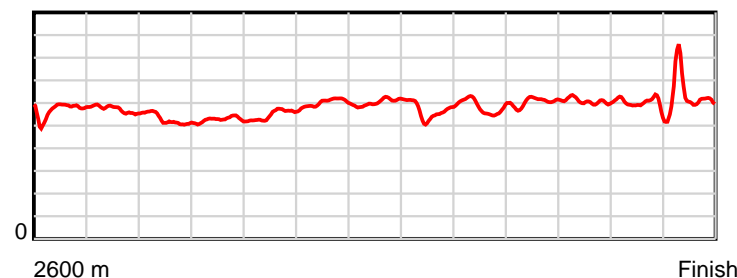
0.6 s Stride duration



20 m/sec Speed



100 % Stride efficiency



Note: Horizontal distance axis grid lines are 200m furlongs.

Disclaimer.

HRNZ and NZMTC and Thoroughbred Ratings Pty Ltd accepts no responsibility for the completeness or accuracy of any of the information contained herein, and makes no representations about its suitability for any particular purpose. Users should make their own judgements about those matters and/or seek independent advice. You assume all risks associated with use of the data provided on this page.



Race Results



July 25, 2025, Race 3, IRT. YOUR HORSE. OUR PASSION. WINTER REWARDS MOBILE PACE, Distance 2600m, Addington - Survey 3200m

Result	TAB no.	Horse (Barrier)	2600 to	2400m to
10th	9	Shadow Creek (9)	2400m	2200m
		Position in running (margin)	-	14(12.8)
		Sectional time (s)	15.36	15.69
		Cumulative time (s)	197.01	181.65
		Speed (m/s)	13.02	12.75
		Stride length (m)	5.89	5.51
		Stride duration (s)	0.446	0.432
		Stride efficiency (%)	54.24	47.43
		Stride count	33.95	36.30

Disclaimer.

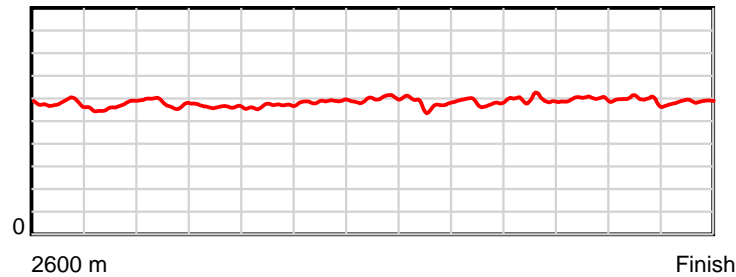
HRNZ and NZMTC and Thoroughbred Ratings Pty Ltd accepts no responsibility for the completeness or accuracy of any of the information contained herein, and makes no representations about its suitability for any particular purpose. Users should make their own judgements about those matters and/or seek independent advice. You assume all risks associated with use of the data provided on this page.

Race Results

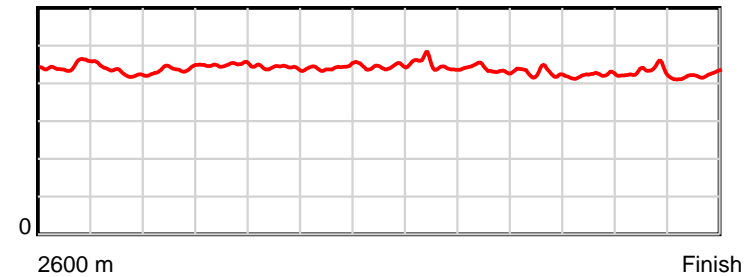
July 25, 2025, Race 3, IRT. YOUR HORSE. OUR PASSION. WINTER REWARDS MOBILE PACE, Distance 2600m, Addington - Survey 3200m

Result	TAB no.	Horse (Barrier)	2200m to	2000m to	1800m to	1600m to	1400m to	1200m to	1000m to	800m to	600m to	400m to	200m to	Total or	Margin
10th	9	Shadow Creek (9)	2000m	1800m	1600m	1400m	1200m	1000m	800m	600m	400m	200m	WP	Average	
		Position in running (margin)	13(16.6)	10(10.4)	11(10.0)	11(8.5)	11(8.9)	12(11.6)	13(13.0)	13(12.1)	13(11.1)	11(7.1)	12(7.1)		4.90
		Sectional time (s)	15.31	16.03	15.75	15.09	14.88	15.70	15.15	14.53	14.40	14.76	14.36		
		Cumulative time (s)	165.96	150.65	134.62	118.87	103.78	88.90	73.20	58.05	43.52	29.12	14.36	3:17.01	
		Speed (m/s)	13.06	12.48	12.70	13.25	13.44	12.74	13.20	13.76	13.89	13.55	13.93	13.20	
		Stride length (m)	5.72	5.60	5.62	5.87	5.97	5.73	5.78	5.90	5.85	5.85	5.89	5.78	
		Stride duration (s)	0.437	0.449	0.442	0.443	0.444	0.450	0.438	0.428	0.422	0.432	0.423	0.438	
		Stride efficiency (%)	51.07	49.08	49.30	53.82	55.70	51.29	52.16	54.38	53.57	53.50	54.17	52.20	
		Stride count	34.98	35.69	35.61	34.08	33.50	34.91	34.62	33.90	34.16	34.18	33.97	449.85	

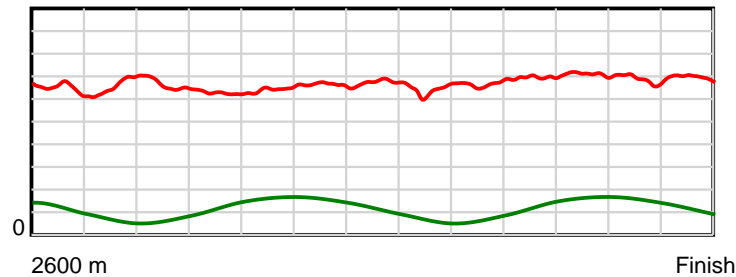
10 m Stride length



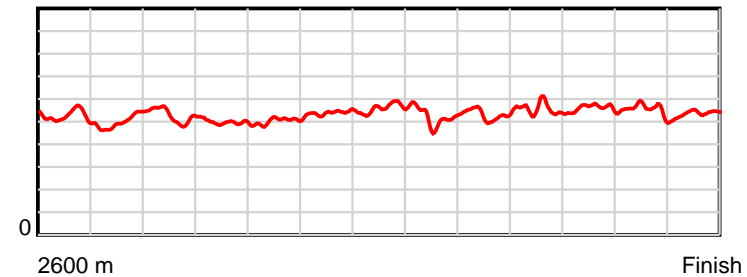
0.6 s Stride duration



20 m/sec Speed



100 % Stride efficiency



Note: Horizontal distance axis grid lines are 200m furlongs.

Disclaimer.

HRNZ and NZMTC and Thoroughbred Ratings Pty Ltd accepts no responsibility for the completeness or accuracy of any of the information contained herein, and makes no representations about its suitability for any particular purpose. Users should make their own judgements about those matters and/or seek independent advice. You assume all risks associated with use of the data provided on this page.



Race Results



July 25, 2025, Race 3, IRT. YOUR HORSE. OUR PASSION. WINTER REWARDS MOBILE PACE, Distance 2600m, Addington - Survey 3200m

Result	TAB no.	Horse (Barrier)	2600 to	2400m to
11th	11	La Bamba (11)	2400m	2200m
		Position in running (margin)	-	10(8.1)
		Sectional time (s)	14.68	15.34
		Cumulative time (s)	197.35	182.67
		Speed (m/s)	13.62	13.04
		Stride length (m)	6.55	6.27
		Stride duration (s)	0.459	0.481
		Stride efficiency (%)	67.04	61.44
		Stride count	30.54	31.90

Disclaimer.

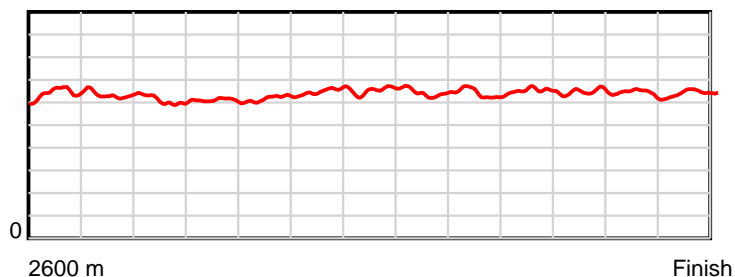
HRNZ and NZMTC and Thoroughbred Ratings Pty Ltd accepts no responsibility for the completeness or accuracy of any of the information contained herein, and makes no representations about its suitability for any particular purpose. Users should make their own judgements about those matters and/or seek independent advice. You assume all risks associated with use of the data provided on this page.

Race Results

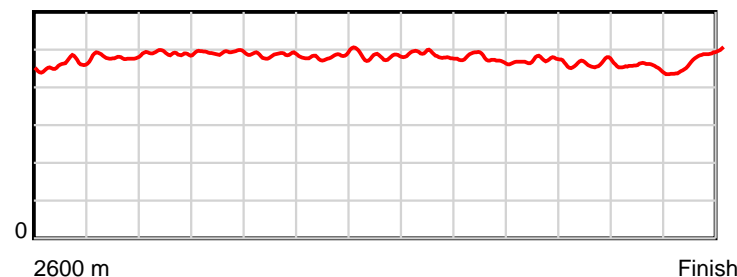
July 25, 2025, Race 3, IRT. YOUR HORSE. OUR PASSION. WINTER REWARDS MOBILE PACE, Distance 2600m, Addington - Survey 3200m

Result	TAB no.	Horse (Barrier)	2200m to	2000m to	1800m to	1600m to	1400m to	1200m to	1000m to	800m to	600m to	400m to	200m to	Total or	Margin
11th	11	La Bamba (11)	2000m	1800m	1600m	1400m	1200m	1000m	800m	600m	400m	200m	WP	Average	
		Position in running (margin)	10(9.9)	11(10.6)	12(10.3)	13(10.4)	13(10.5)	13(12.6)	12(11.4)	11(11.0)	11(9.4)	12(7.5)	10(6.0)		6.80
		Sectional time (s)	16.46	16.05	16.02	15.03	14.77	15.27	15.23	14.45	14.74	14.52	14.79		
		Cumulative time (s)	167.33	150.87	134.82	118.80	103.77	89.00	73.73	58.50	44.05	29.31	14.79	3:17.35	
		Speed (m/s)	12.15	12.46	12.48	13.31	13.54	13.10	13.13	13.84	13.57	13.77	13.52	13.17	
		Stride length (m)	5.96	6.14	6.06	6.44	6.52	6.36	6.25	6.53	6.27	6.22	6.49	6.31	
		Stride duration (s)	0.491	0.493	0.486	0.484	0.481	0.486	0.476	0.472	0.462	0.452	0.480	0.479	
		Stride efficiency (%)	55.54	58.89	57.45	64.73	66.46	63.28	61.02	66.67	61.34	60.52	65.78	62.16	
		Stride count	33.55	32.58	32.98	31.07	30.67	31.43	32.01	30.62	31.92	32.14	30.83	412.24	

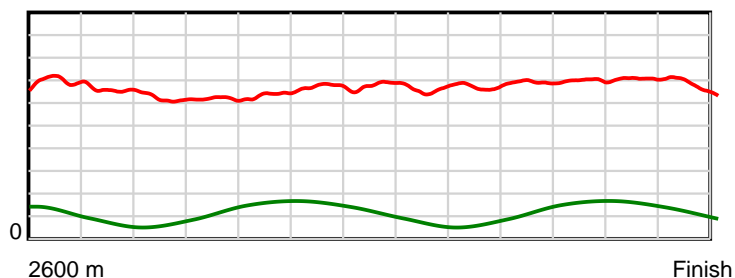
10 m Stride length



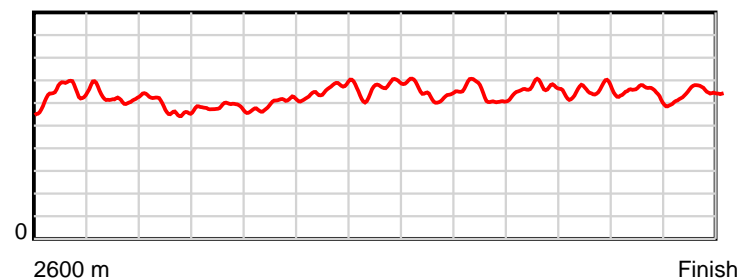
0.6 s Stride duration



20 m/sec Speed



100 % Stride efficiency



Note: Horizontal distance axis grid lines are 200m furlongs.

Disclaimer.

HRNZ and NZMTC and Thoroughbred Ratings Pty Ltd accepts no responsibility for the completeness or accuracy of any of the information contained herein, and makes no representations about its suitability for any particular purpose. Users should make their own judgements about those matters and/or seek independent advice. You assume all risks associated with use of the data provided on this page.



Race Results



July 25, 2025, Race 3, IRT. YOUR HORSE. OUR PASSION. WINTER REWARDS MOBILE PACE, Distance 2600m, Addington - Survey 3200m

Result	TAB no.	Horse (Barrier)	2600 to	2400m to
12th	14	Lord Mudrick (14)	2400m	2200m
		Position in running (margin)	-	13(11.6)
		Sectional time (s)	15.31	15.89
		Cumulative time (s)	197.75	182.44
		Speed (m/s)	13.06	12.59
		Stride length (m)	6.36	5.90
		Stride duration (s)	0.465	0.469
		Stride efficiency (%)	63.18	54.45
		Stride count	31.45	33.88

Disclaimer.

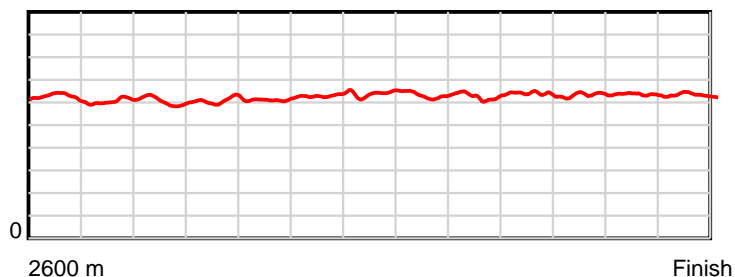
HRNZ and NZMTC and Thoroughbred Ratings Pty Ltd accepts no responsibility for the completeness or accuracy of any of the information contained herein, and makes no representations about its suitability for any particular purpose. Users should make their own judgements about those matters and/or seek independent advice. You assume all risks associated with use of the data provided on this page.

Race Results

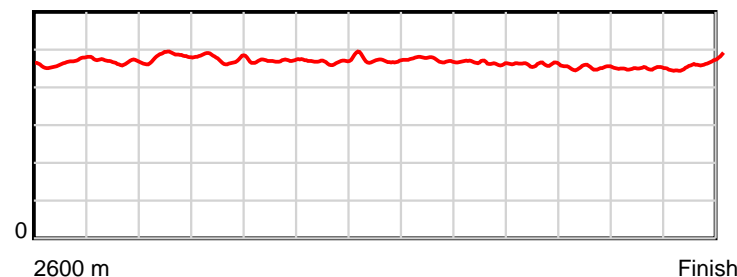
July 25, 2025, Race 3, IRT. YOUR HORSE. OUR PASSION. WINTER REWARDS MOBILE PACE, Distance 2600m, Addington - Survey 3200m

Result	TAB no.	Horse (Barrier)	2200m to	2000m to	1800m to	1600m to	1400m to	1200m to	1000m to	800m to	600m to	400m to	200m to	Total or	Margin
12th	14	Lord Mudrick (14)	2000m	1800m	1600m	1400m	1200m	1000m	800m	600m	400m	200m	WP	Average	
		Position in running (margin)	14(16.7)	14(17.0)	14(14.0)	14(12.7)	14(12.7)	14(14.5)	14(13.4)	14(12.6)	14(11.2)	14(9.4)	14(8.3)		8.90
		Sectional time (s)	16.39	15.62	15.77	15.02	14.73	15.29	15.18	14.46	14.76	14.59	14.74		
		Cumulative time (s)	166.55	150.16	134.54	118.77	103.75	89.02	73.73	58.55	44.09	29.33	14.74	3:17.75	
		Speed (m/s)	12.20	12.80	12.68	13.32	13.58	13.08	13.18	13.83	13.55	13.71	13.57	13.15	
		Stride length (m)	5.88	6.10	5.97	6.25	6.42	6.19	6.13	6.37	6.12	6.16	6.33	6.16	
		Stride duration (s)	0.482	0.477	0.471	0.469	0.472	0.473	0.465	0.461	0.451	0.449	0.466	0.469	
		Stride efficiency (%)	54.09	58.22	55.67	61.06	64.33	59.87	58.63	63.38	58.51	59.29	62.54	59.34	
		Stride count	33.99	32.77	33.51	32.00	31.17	32.31	32.65	31.40	32.69	32.47	31.62	421.91	

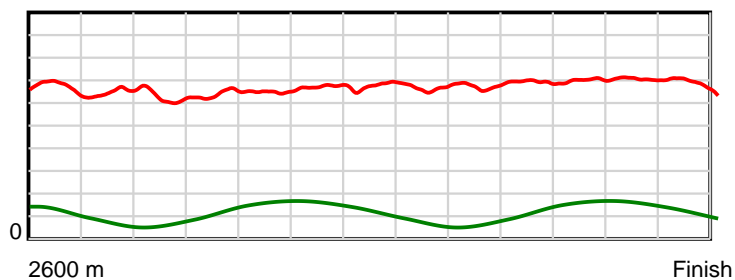
10 m Stride length



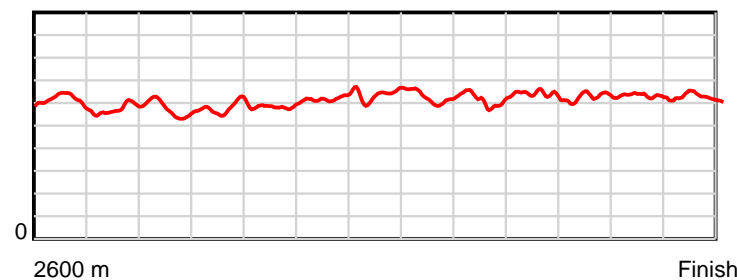
0.6 s Stride duration



20 m/sec Speed



100 % Stride efficiency



Note: Horizontal distance axis grid lines are 200m furlongs.

Disclaimer.

HRNZ and NZMTC and Thoroughbred Ratings Pty Ltd accepts no responsibility for the completeness or accuracy of any of the information contained herein, and makes no representations about its suitability for any particular purpose. Users should make their own judgements about those matters and/or seek independent advice. You assume all risks associated with use of the data provided on this page.



Race Results



July 25, 2025, Race 3, IRT. YOUR HORSE. OUR PASSION. WINTER REWARDS MOBILE PACE, Distance 2600m, Addington - Survey 3200m

Result	TAB no.	Horse (Barrier)	2600 to	2400m to
13th	8	Heaven Forbid (8)	2400m	2200m
		Position in running (margin)	-	6(6.5)
		Sectional time (s)	14.31	14.98
		Cumulative time (s)	198.42	184.11
		Speed (m/s)	13.98	13.35
		Stride length (m)	6.38	6.18
		Stride duration (s)	0.450	0.463
		Stride efficiency (%)	63.55	59.74
		Stride count	31.36	32.35

Disclaimer.

HRNZ and NZMTC and Thoroughbred Ratings Pty Ltd accepts no responsibility for the completeness or accuracy of any of the information contained herein, and makes no representations about its suitability for any particular purpose. Users should make their own judgements about those matters and/or seek independent advice. You assume all risks associated with use of the data provided on this page.

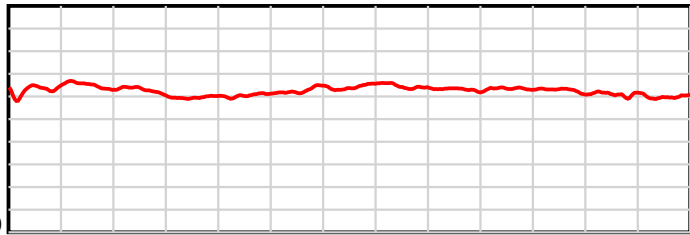
Race Results

July 25, 2025, Race 3, IRT. YOUR HORSE. OUR PASSION. WINTER REWARDS MOBILE PACE, Distance 2600m, Addington - Survey 3200m

Result	TAB no.	Horse (Barrier)	2200m to	2000m to	1800m to	1600m to	1400m to	1200m to	1000m to	800m to	600m to	400m to	200m to	Total or	Margin
13th	8	Heaven Forbid (8)	2000m	1800m	1600m	1400m	1200m	1000m	800m	600m	400m	200m	WP	Average	
		Position in running (margin)	6(6.1)	2(2.1)	3(2.2)	4(2.9)	5(3.4)	5(4.6)	4(3.6)	4(2.8)	3(1.8)	4(2.8)	11(6.8)		12.70
		Sectional time (s)	15.67	16.13	16.11	15.11	14.62	15.30	15.16	14.53	15.23	15.43	15.84		
		Cumulative time (s)	169.13	153.46	137.33	121.22	106.11	91.49	76.19	61.03	46.50	31.27	15.84	3:18.42	
		Speed (m/s)	12.76	12.40	12.41	13.24	13.68	13.07	13.19	13.76	13.13	12.96	12.63	13.10	
		Stride length (m)	6.04	5.93	5.93	6.26	6.41	6.29	6.19	6.33	6.05	5.97	5.96	6.14	
		Stride duration (s)	0.473	0.478	0.477	0.473	0.468	0.481	0.470	0.460	0.461	0.460	0.472	0.469	
		Stride efficiency (%)	56.95	54.98	54.88	61.25	64.16	61.73	59.96	62.67	57.25	55.62	55.44	58.95	
		Stride count	33.13	33.72	33.75	31.95	31.21	31.82	32.29	31.58	33.04	33.52	33.58	423.30	

10 m

Stride length

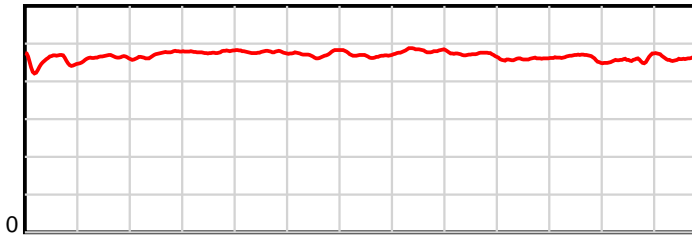


2600 m

Finish

0.6 s

Stride duration

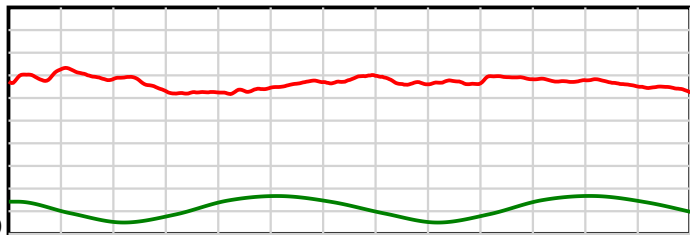


2600 m

Finish

20 m/sec

Speed

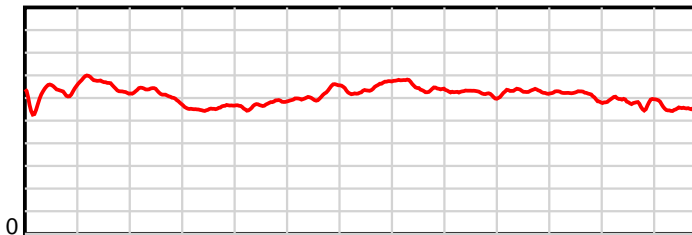


2600 m

Finish

100 %

Stride efficiency



2600 m

Finish

Note: Horizontal distance axis grid lines are 200m furlongs.

Disclaimer.

HRNZ and NZMTC and Thoroughbred Ratings Pty Ltd accepts no responsibility for the completeness or accuracy of any of the information contained herein, and makes no representations about its suitability for any particular purpose. Users should make their own judgements about those matters and/or seek independent advice. You assume all risks associated with use of the data provided on this page.



Race Results



July 25, 2025, Race 3, IRT. YOUR HORSE. OUR PASSION. WINTER REWARDS MOBILE PACE, Distance 2600m, Addington - Survey 3200m

Result	TAB no.	Horse (Barrier)	2600 to	2400m to
14th	13	Playing With S... (13)	2400m	2200m
		Position in running (margin)	-	12(10.7)
		Sectional time (s)	15.04	15.67
		Cumulative time (s)	198.46	183.42
		Speed (m/s)	13.30	12.76
		Stride length (m)	6.28	5.96
		Stride duration (s)	0.457	0.467
		Stride efficiency (%)	61.67	55.48
		Stride count	31.84	33.57

Disclaimer.

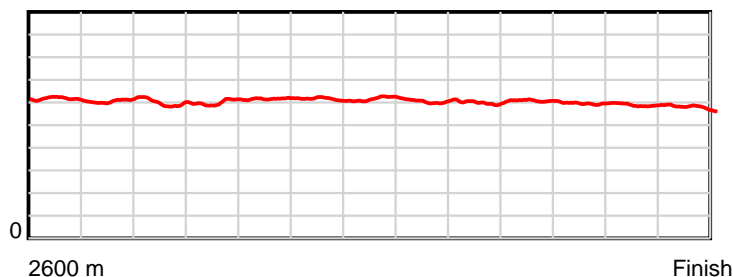
HRNZ and NZMTC and Thoroughbred Ratings Pty Ltd accepts no responsibility for the completeness or accuracy of any of the information contained herein, and makes no representations about its suitability for any particular purpose. Users should make their own judgements about those matters and/or seek independent advice. You assume all risks associated with use of the data provided on this page.

Race Results

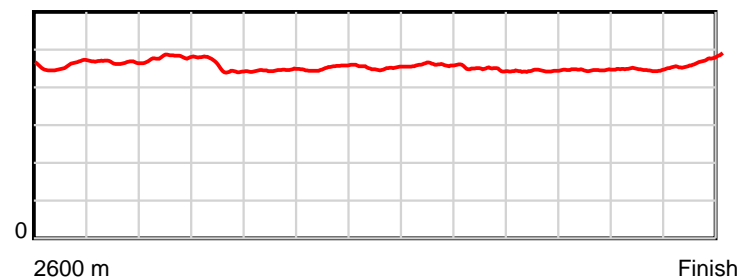
July 25, 2025, Race 3, IRT. YOUR HORSE. OUR PASSION. WINTER REWARDS MOBILE PACE, Distance 2600m, Addington - Survey 3200m

Result	TAB no.	Horse (Barrier)	2200m to	2000m to	1800m to	1600m to	1400m to	1200m to	1000m to	800m to	600m to	400m to	200m to	Total or	Margin
14th	13	Playing With S... (13)	2000m	1800m	1600m	1400m	1200m	1000m	800m	600m	400m	200m	WP	Average	
		Position in running (margin)	12(14.4)	13(14.8)	10(9.1)	3(2.2)	3(1.5)	2(2.2)	2(1.4)	2(1.2)	2(0.5)	2(1.1)	5(4.0)		12.90
		Sectional time (s)	16.40	15.16	14.85	14.89	14.55	15.34	15.26	14.59	15.16	15.25	16.30		
		Cumulative time (s)	167.75	151.35	136.19	121.34	106.45	91.90	76.56	61.30	46.71	31.55	16.30	3:18.46	
		Speed (m/s)	12.20	13.19	13.47	13.43	13.75	13.04	13.11	13.71	13.19	13.11	12.27	13.10	
		Stride length (m)	5.85	6.02	6.00	6.08	6.21	6.00	5.87	6.08	5.89	5.87	5.77	5.99	
		Stride duration (s)	0.479	0.456	0.446	0.452	0.452	0.460	0.448	0.444	0.446	0.448	0.470	0.457	
		Stride efficiency (%)	53.45	56.55	56.34	57.67	60.27	56.27	53.82	57.82	54.21	53.85	51.98	56.01	
		Stride count	34.20	33.25	33.31	32.92	32.20	33.33	34.08	32.88	33.96	34.07	34.68	434.29	

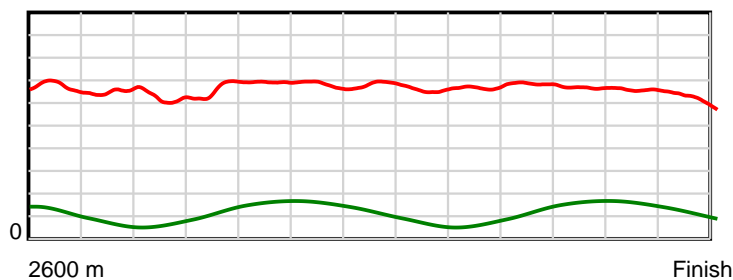
10 m Stride length



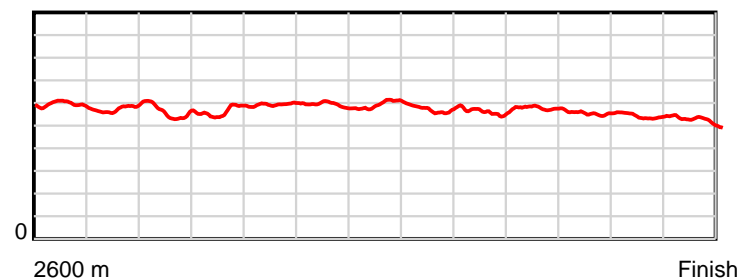
0.6 s Stride duration



20 m/sec Speed



100 % Stride efficiency



Note: Horizontal distance axis grid lines are 200m furlongs.

Disclaimer.

HRNZ and NZMTC and Thoroughbred Ratings Pty Ltd accepts no responsibility for the completeness or accuracy of any of the information contained herein, and makes no representations about its suitability for any particular purpose. Users should make their own judgements about those matters and/or seek independent advice. You assume all risks associated with use of the data provided on this page.