



Race Results

NZ Metropolitan Trotting Club Inc, HRNZ, July 25, 2025

Compilation date: July 25, 2025, 8:09:20 PM (NZST)

Copyright © 2025 HRNZ and NZMTC. All rights reserved.

Trademarks.

StrideMASTER is a registered trademark of Thoroughbred Ratings Pty Ltd.

Disclaimer.

HRNZ and NZMTC and Thoroughbred Ratings Pty Ltd accepts no responsibility for the completeness or accuracy of any of the information contained herein, and makes no representations about its suitability for any particular purpose. Users should make their own judgements about those matters and/or seek independent advice. You assume all risks associated with use of the data provided on this page.



Race Results



July 25, 2025, Race 7, FIBER FRESH ACTIVE WINTER REWARDS MOBILE PACE, Distance 2600m, Addington - Survey 3200m

Result	TAB no.	Horse (Barrier)	2600 to	2400m to
1st	9	Miki Bennett (9)	2400m	2200m
		Position in running (margin)	-	11(5.8)
		Sectional time (s)	14.13	15.76
		Cumulative time (s)	194.45	180.32
		Speed (m/s)	14.16	12.69
		Stride length (m)	6.48	5.88
		Stride duration (s)	0.453	0.464
		Stride efficiency (%)	65.67	54.10
		Stride count	30.85	33.99

Disclaimer.

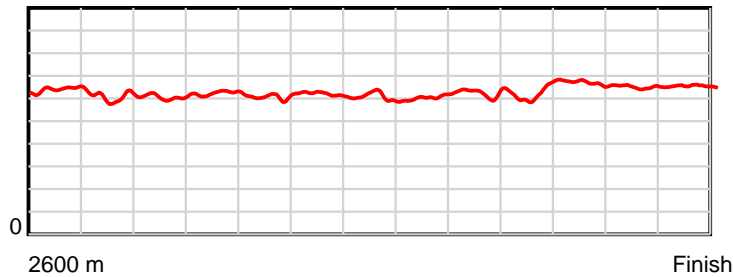
HRNZ and NZMTC and Thoroughbred Ratings Pty Ltd accepts no responsibility for the completeness or accuracy of any of the information contained herein, and makes no representations about its suitability for any particular purpose. Users should make their own judgements about those matters and/or seek independent advice. You assume all risks associated with use of the data provided on this page.

Race Results

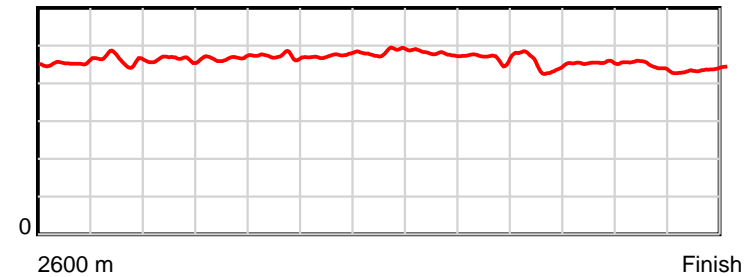
July 25, 2025, Race 7, FIBER FRESH ACTIVE WINTER REWARDS MOBILE PACE, Distance 2600m, Addington - Survey 3200m

Result	TAB no.	Horse (Barrier)	2200m to	2000m to	1800m to	1600m to	1400m to	1200m to	1000m to	800m to	600m to	400m to	200m to	Total or	Margin
1st	9	Miki Bennett (9)	2000m	1800m	1600m	1400m	1200m	1000m	800m	600m	400m	200m	WP	Average	
		Position in running (margin)	13(14.2)	13(15.7)	13(14.2)	13(12.1)	12(9.6)	12(10.9)	11(10.5)	11(9.1)	9(4.7)	7(3.9)	6(3.0)		0.00
		Sectional time (s)	15.48	14.90	15.81	15.56	16.02	15.99	15.20	14.19	14.08	14.03	13.30		
		Cumulative time (s)	164.56	149.08	134.18	118.37	102.81	86.79	70.80	55.60	41.41	27.33	13.30	3:14.45	
		Speed (m/s)	12.92	13.42	12.65	12.85	12.48	12.51	13.16	14.09	14.20	14.26	15.04	13.37	
		Stride length (m)	5.99	6.27	5.97	6.10	6.04	5.99	6.18	6.34	6.46	6.33	6.58	6.19	
		Stride duration (s)	0.464	0.467	0.472	0.475	0.484	0.479	0.469	0.450	0.455	0.444	0.437	0.463	
		Stride efficiency (%)	56.07	61.50	55.72	58.17	57.01	56.09	59.62	62.86	65.29	62.61	67.60	59.96	
		Stride count	33.39	31.88	33.49	32.78	33.11	33.38	32.38	31.53	30.94	31.60	30.41	419.73	

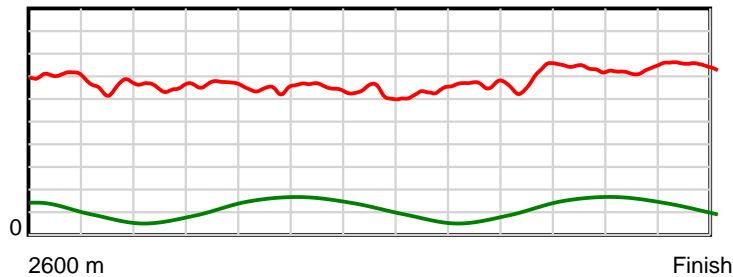
10 m Stride length



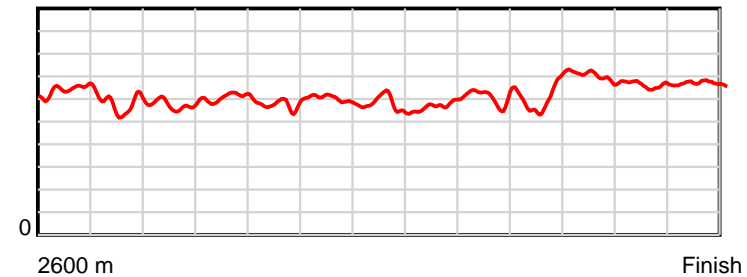
0.6 s Stride duration



20 m/sec Speed



100 % Stride efficiency



Note: Horizontal distance axis grid lines are 200m furlongs.

Disclaimer.

HRNZ and NZMTC and Thoroughbred Ratings Pty Ltd accepts no responsibility for the completeness or accuracy of any of the information contained herein, and makes no representations about its suitability for any particular purpose. Users should make their own judgements about those matters and/or seek independent advice. You assume all risks associated with use of the data provided on this page.



Race Results



July 25, 2025, Race 7, FIBER FRESH ACTIVE WINTER REWARDS MOBILE PACE, Distance 2600m, Addington - Survey 3200m

Result	TAB no.	Horse (Barrier)	2600 to	2400m to
2nd	14	I'm Rockin (14)	2400m	2200m
		Position in running (margin)	-	13(7.9)
		Sectional time (s)	14.50	15.07
		Cumulative time (s)	194.53	180.03
		Speed (m/s)	13.80	13.27
		Stride length (m)	6.49	6.11
		Stride duration (s)	0.454	0.460
		Stride efficiency (%)	65.76	58.37
		Stride count	30.83	32.72

Disclaimer.

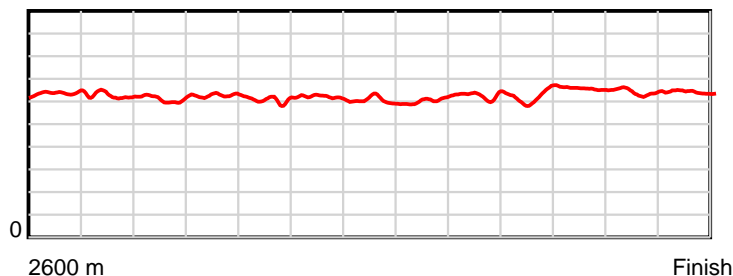
HRNZ and NZMTC and Thoroughbred Ratings Pty Ltd accepts no responsibility for the completeness or accuracy of any of the information contained herein, and makes no representations about its suitability for any particular purpose. Users should make their own judgements about those matters and/or seek independent advice. You assume all risks associated with use of the data provided on this page.

Race Results

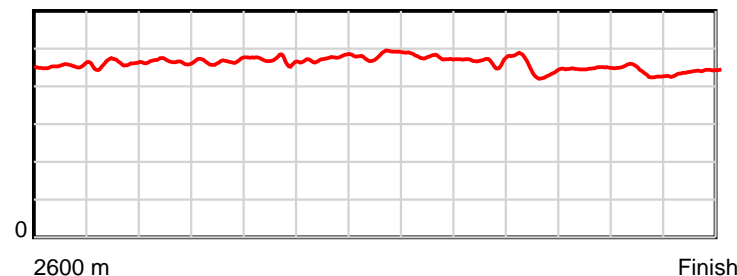
July 25, 2025, Race 7, FIBER FRESH ACTIVE WINTER REWARDS MOBILE PACE, Distance 2600m, Addington - Survey 3200m

Result	TAB no.	Horse (Barrier)	2200m to	2000m to	1800m to	1600m to	1400m to	1200m to	1000m to	800m to	600m to	400m to	200m to	Total or	Margin
2nd	14	I'm Rockin (14)	2000m	1800m	1600m	1400m	1200m	1000m	800m	600m	400m	200m	WP	Average	
		Position in running (margin)	12(12.2)	11(14.2)	12(12.8)	11(10.3)	9(7.6)	10(8.6)	9(8.4)	9(7.4)	6(3.2)	6(2.1)	2(0.8)		0.50
		Sectional time (s)	15.59	14.90	15.74	15.54	15.96	16.05	15.25	14.22	14.03	13.96	13.72		
		Cumulative time (s)	164.96	149.37	134.47	118.73	103.19	87.23	71.18	55.93	41.71	27.68	13.72	3:14.53	
		Speed (m/s)	12.83	13.42	12.71	12.87	12.53	12.46	13.11	14.06	14.26	14.33	14.58	13.37	
		Stride length (m)	5.97	6.26	5.97	6.11	6.06	5.95	6.13	6.28	6.38	6.26	6.43	6.18	
		Stride duration (s)	0.466	0.467	0.469	0.475	0.484	0.477	0.468	0.447	0.448	0.437	0.441	0.462	
		Stride efficiency (%)	55.77	61.33	55.60	58.40	57.46	55.27	58.81	61.64	63.70	61.20	64.68	59.70	
		Stride count	33.48	31.92	33.53	32.72	32.98	33.63	32.60	31.84	31.33	31.96	31.09	420.63	

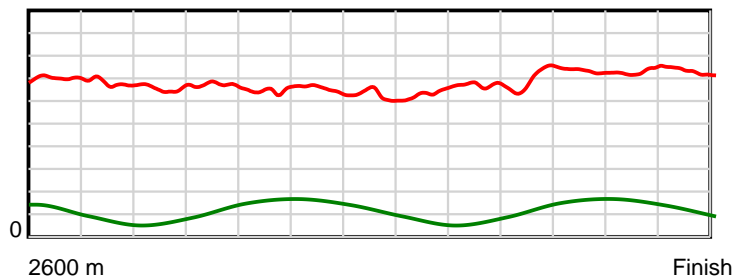
10 m Stride length



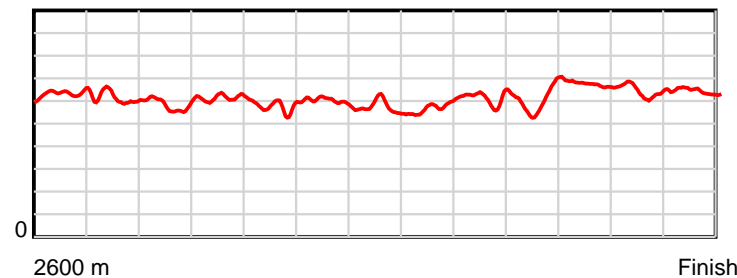
0.6 s Stride duration



20 m/sec Speed



100 % Stride efficiency



Note: Horizontal distance axis grid lines are 200m furlongs.

Disclaimer.

HRNZ and NZMTC and Thoroughbred Ratings Pty Ltd accepts no responsibility for the completeness or accuracy of any of the information contained herein, and makes no representations about its suitability for any particular purpose. Users should make their own judgements about those matters and/or seek independent advice. You assume all risks associated with use of the data provided on this page.



Race Results



July 25, 2025, Race 7, FIBER FRESH ACTIVE WINTER REWARDS MOBILE PACE, Distance 2600m, Addington - Survey 3200m

Result	TAB no.	Horse (Barrier)	2600 to	2400m to
3rd	7	Classie Linc (7)	2400m	2200m
		Position in running (margin)	-	5(1.4)
		Sectional time (s)	13.26	14.12
		Cumulative time (s)	194.75	181.49
		Speed (m/s)	15.09	14.16
		Stride length (m)	6.41	6.17
		Stride duration (s)	0.423	0.435
		Stride efficiency (%)	64.27	59.42
		Stride count	31.19	32.43

Disclaimer.

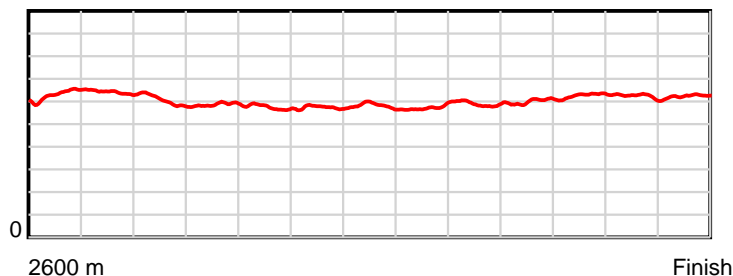
HRNZ and NZMTC and Thoroughbred Ratings Pty Ltd accepts no responsibility for the completeness or accuracy of any of the information contained herein, and makes no representations about its suitability for any particular purpose. Users should make their own judgements about those matters and/or seek independent advice. You assume all risks associated with use of the data provided on this page.

Race Results

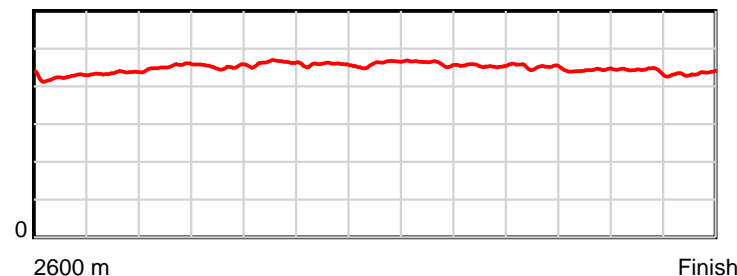
July 25, 2025, Race 7, FIBER FRESH ACTIVE WINTER REWARDS MOBILE PACE, Distance 2600m, Addington - Survey 3200m

Result	TAB no.	Horse (Barrier)	2200m to	2000m to	1800m to	1600m to	1400m to	1200m to	1000m to	800m to	600m to	400m to	200m to	Total or	Margin
3rd	7	Classie Linc (7)	2000m	1800m	1600m	1400m	1200m	1000m	800m	600m	400m	200m	WP	Average	
		Position in running (margin)	1(0.0)	1(0.0)	2(1.4)	2(1.9)	4(1.8)	3(2.0)	3(1.9)	3(1.2)	4(1.5)	4(1.3)	5(2.1)		1.70
		Sectional time (s)	15.25	15.37	16.25	15.97	15.82	16.05	15.32	14.97	14.18	14.31	13.88		
		Cumulative time (s)	167.37	152.12	136.75	120.50	104.53	88.71	72.66	57.34	42.37	28.19	13.88	3:14.75	
		Speed (m/s)	13.11	13.01	12.31	12.52	12.64	12.46	13.05	13.36	14.10	13.98	14.41	13.35	
		Stride length (m)	5.95	5.89	5.69	5.73	5.82	5.75	5.93	6.04	6.25	6.17	6.26	6.00	
		Stride duration (s)	0.453	0.452	0.462	0.457	0.461	0.462	0.454	0.452	0.443	0.442	0.435	0.449	
		Stride efficiency (%)	55.28	54.20	50.64	51.27	53.01	51.69	54.89	57.01	60.97	59.57	61.29	56.19	
		Stride count	33.63	33.96	35.13	34.92	34.34	34.77	33.75	33.11	32.02	32.39	31.93	433.57	

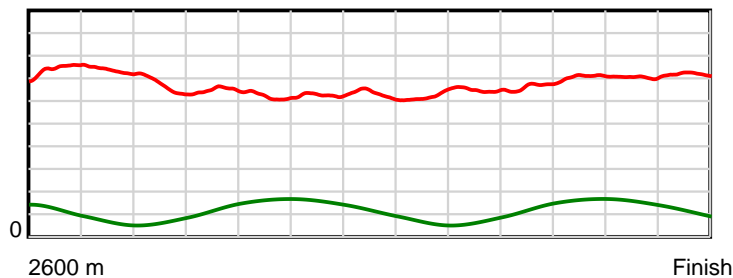
10 m Stride length



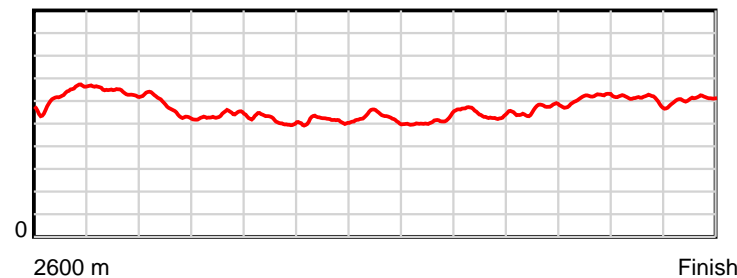
0.6 s Stride duration



20 m/sec Speed



100 % Stride efficiency



Note: Horizontal distance axis grid lines are 200m furlongs.

Disclaimer.

HRNZ and NZMTC and Thoroughbred Ratings Pty Ltd accepts no responsibility for the completeness or accuracy of any of the information contained herein, and makes no representations about its suitability for any particular purpose. Users should make their own judgements about those matters and/or seek independent advice. You assume all risks associated with use of the data provided on this page.



Race Results



July 25, 2025, Race 7, FIBER FRESH ACTIVE WINTER REWARDS MOBILE PACE, Distance 2600m, Addington - Survey 3200m

Result	TAB no.	Horse (Barrier)	2600 to	2400m to
4th	4	Kotare Kelso (4)	2400m	2200m
		Position in running (margin)	-	1(0.0)
		Sectional time (s)	13.11	14.73
		Cumulative time (s)	195.04	181.93
		Speed (m/s)	15.26	13.58
		Stride length (m)	6.30	5.91
		Stride duration (s)	0.406	0.435
		Stride efficiency (%)	61.94	54.53
		Stride count	31.77	33.86

Disclaimer.

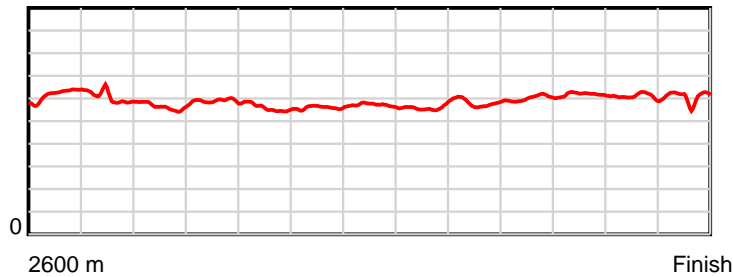
HRNZ and NZMTC and Thoroughbred Ratings Pty Ltd accepts no responsibility for the completeness or accuracy of any of the information contained herein, and makes no representations about its suitability for any particular purpose. Users should make their own judgements about those matters and/or seek independent advice. You assume all risks associated with use of the data provided on this page.

Race Results

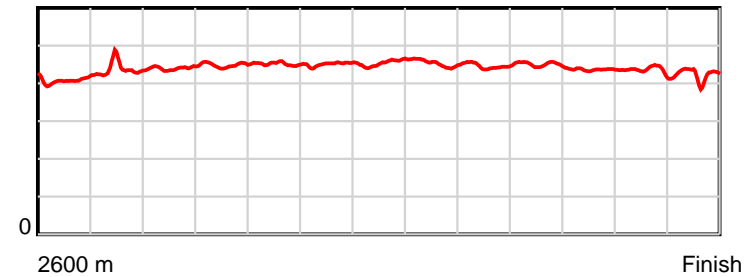
July 25, 2025, Race 7, FIBER FRESH ACTIVE WINTER REWARDS MOBILE PACE, Distance 2600m, Addington - Survey 3200m

Result	TAB no.	Horse (Barrier)	2200m to	2000m to	1800m to	1600m to	1400m to	1200m to	1000m to	800m to	600m to	400m to	200m to	Total or	Margin
4th	4	Kotare Kelso (4)	2000m	1800m	1600m	1400m	1200m	1000m	800m	600m	400m	200m	WP	Average	
		Position in running (margin)	2(2.2)	2(3.0)	3(3.4)	4(4.1)	5(4.0)	5(4.2)	5(4.3)	5(3.9)	7(3.7)	9(4.1)	8(3.6)		3.30
		Sectional time (s)	15.38	15.20	16.28	15.96	15.83	16.09	15.35	14.90	14.28	14.08	13.85		
		Cumulative time (s)	167.20	151.82	136.62	120.34	104.38	88.55	72.46	57.11	42.21	27.93	13.85	3:15.04	
		Speed (m/s)	13.00	13.16	12.29	12.53	12.63	12.43	13.03	13.42	14.01	14.20	14.44	13.33	
		Stride length (m)	5.72	5.91	5.55	5.65	5.73	5.63	5.81	6.04	6.11	6.17	6.11	5.89	
		Stride duration (s)	0.440	0.449	0.452	0.451	0.454	0.453	0.446	0.450	0.436	0.434	0.423	0.442	
		Stride efficiency (%)	51.15	54.53	48.09	49.89	51.39	49.56	52.72	57.03	58.30	59.42	58.38	54.14	
		Stride count	34.96	33.86	36.05	35.40	34.88	35.51	34.43	33.11	32.74	32.43	32.72	441.72	

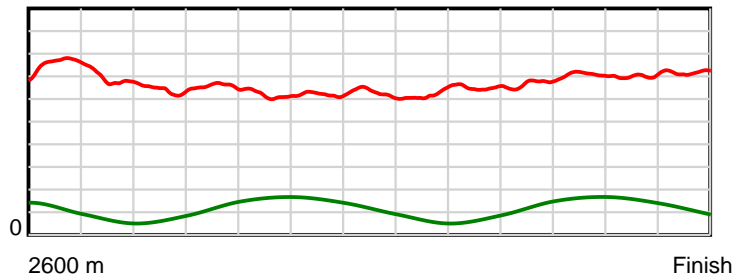
10 m Stride length



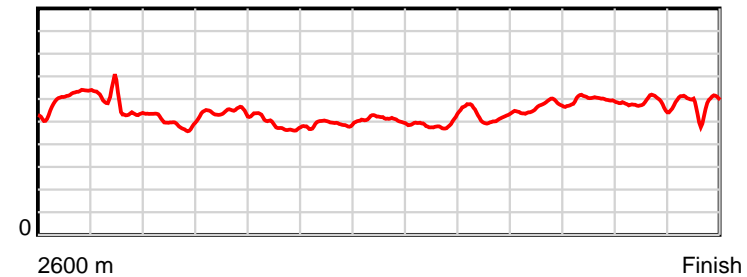
0.6 s Stride duration



20 m/sec Speed



100 % Stride efficiency



Note: Horizontal distance axis grid lines are 200m furlongs.

Disclaimer.

HRNZ and NZMTC and Thoroughbred Ratings Pty Ltd accepts no responsibility for the completeness or accuracy of any of the information contained herein, and makes no representations about its suitability for any particular purpose. Users should make their own judgements about those matters and/or seek independent advice. You assume all risks associated with use of the data provided on this page.



Race Results



July 25, 2025, Race 7, FIBER FRESH ACTIVE WINTER REWARDS MOBILE PACE, Distance 2600m, Addington - Survey 3200m

Result	TAB no.	Horse (Barrier)	2600 to	2400m to
5th	5	Zarlini (5)	2400m	2200m
		Position in running (margin)	-	4(1.0)
		Sectional time (s)	13.33	14.74
		Cumulative time (s)	195.14	181.81
		Speed (m/s)	15.01	13.57
		Stride length (m)	6.66	6.42
		Stride duration (s)	0.439	0.473
		Stride efficiency (%)	69.29	64.41
		Stride count	30.03	31.15

Disclaimer.

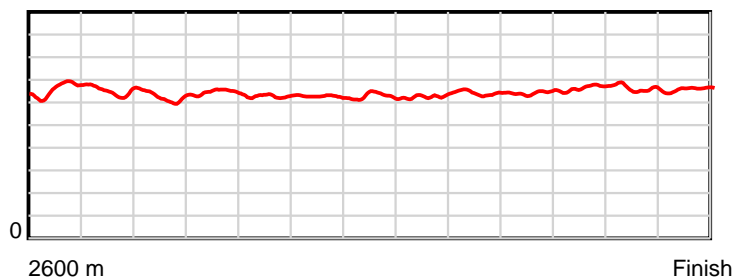
HRNZ and NZMTC and Thoroughbred Ratings Pty Ltd accepts no responsibility for the completeness or accuracy of any of the information contained herein, and makes no representations about its suitability for any particular purpose. Users should make their own judgements about those matters and/or seek independent advice. You assume all risks associated with use of the data provided on this page.

Race Results

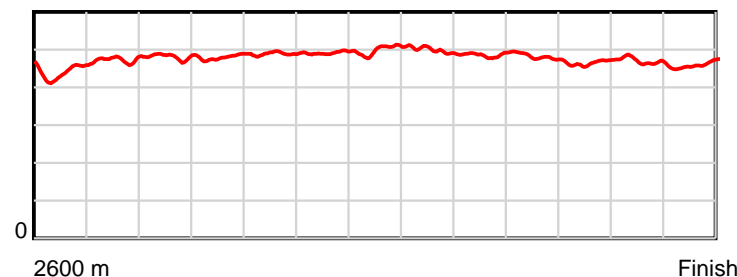
July 25, 2025, Race 7, FIBER FRESH ACTIVE WINTER REWARDS MOBILE PACE, Distance 2600m, Addington - Survey 3200m

Result	TAB no.	Horse (Barrier)	2200m to	2000m to	1800m to	1600m to	1400m to	1200m to	1000m to	800m to	600m to	400m to	200m to	Total or	Margin
5th	5	Zarlini (5)	2000m	1800m	1600m	1400m	1200m	1000m	800m	600m	400m	200m	WP	Average	
		Position in running (margin)	3(3.3)	5(5.8)	4(4.7)	3(2.6)	3(1.7)	4(2.4)	4(2.8)	4(2.0)	5(2.0)	5(1.9)	7(3.3)		3.90
		Sectional time (s)	15.66	14.96	15.81	15.83	15.93	16.13	15.30	14.93	14.18	14.40	13.94		
		Cumulative time (s)	167.07	151.41	136.45	120.64	104.81	88.88	72.75	57.45	42.52	28.34	13.94	3:15.14	
		Speed (m/s)	12.77	13.37	12.65	12.63	12.55	12.40	13.07	13.40	14.10	13.89	14.35	13.32	
		Stride length (m)	6.15	6.41	6.18	6.22	6.27	6.18	6.36	6.43	6.56	6.49	6.62	6.38	
		Stride duration (s)	0.481	0.479	0.489	0.492	0.499	0.498	0.487	0.480	0.465	0.468	0.461	0.479	
		Stride efficiency (%)	59.02	64.22	59.73	60.41	61.40	59.62	63.27	64.67	67.22	65.89	68.42	63.53	
		Stride count	32.54	31.20	32.35	32.17	31.91	32.38	31.43	31.09	30.49	30.80	30.22	407.76	

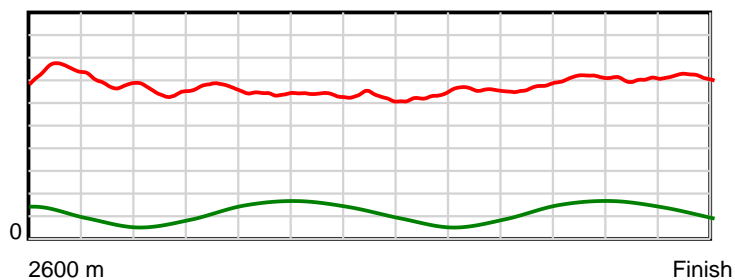
10 m Stride length



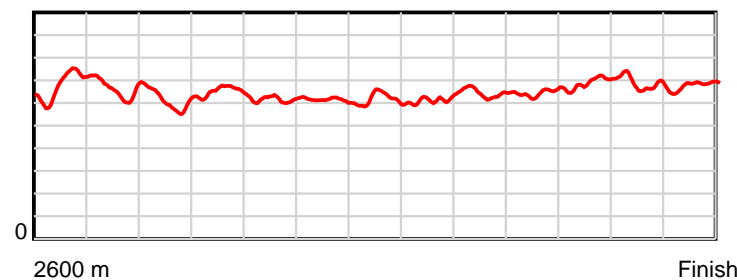
0.6 s Stride duration



20 m/sec Speed



100 % Stride efficiency



Note: Horizontal distance axis grid lines are 200m furlongs.

Disclaimer.

HRNZ and NZMTC and Thoroughbred Ratings Pty Ltd accepts no responsibility for the completeness or accuracy of any of the information contained herein, and makes no representations about its suitability for any particular purpose. Users should make their own judgements about those matters and/or seek independent advice. You assume all risks associated with use of the data provided on this page.



Race Results



July 25, 2025, Race 7, FIBER FRESH ACTIVE WINTER REWARDS MOBILE PACE, Distance 2600m, Addington - Survey 3200m

Result	TAB no.	Horse (Barrier)	2600 to	2400m to
6th	12	Matai Harry (12)	2400m	2200m
		Position in running (margin)	-	12(6.1)
		Sectional time (s)	14.14	15.05
		Cumulative time (s)	195.23	181.09
		Speed (m/s)	14.15	13.29
		Stride length (m)	6.79	6.41
		Stride duration (s)	0.463	0.482
		Stride efficiency (%)	72.01	64.19
		Stride count	29.46	31.20

Disclaimer.

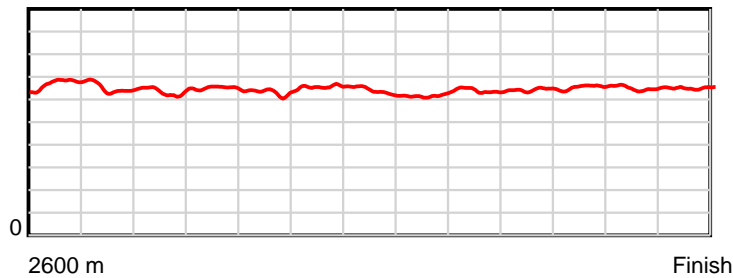
HRNZ and NZMTC and Thoroughbred Ratings Pty Ltd accepts no responsibility for the completeness or accuracy of any of the information contained herein, and makes no representations about its suitability for any particular purpose. Users should make their own judgements about those matters and/or seek independent advice. You assume all risks associated with use of the data provided on this page.

Race Results

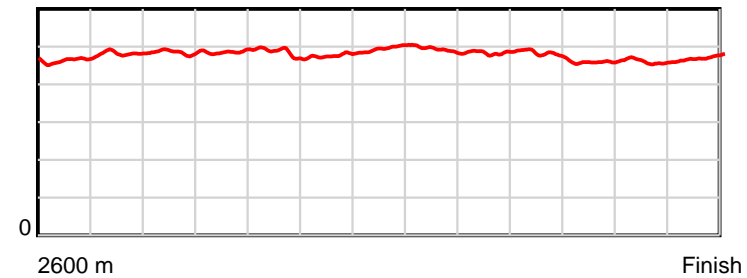
July 25, 2025, Race 7, FIBER FRESH ACTIVE WINTER REWARDS MOBILE PACE, Distance 2600m, Addington - Survey 3200m

Result	TAB no.	Horse (Barrier)	2200m to	2000m to	1800m to	1600m to	1400m to	1200m to	1000m to	800m to	600m to	400m to	200m to	Total or	Margin
6th	12	Matai Harry (12)	2000m	1800m	1600m	1400m	1200m	1000m	800m	600m	400m	200m	WP	Average	
		Position in running (margin)	10(10.3)	10(11.9)	10(10.5)	8(8.1)	2(1.4)	2(0.8)	2(0.5)	2(0.2)	2(0.2)	2(0.3)	3(1.1)		4.40
		Sectional time (s)	15.52	14.91	15.76	14.87	15.69	16.03	15.37	14.93	14.23	14.30	14.43		
		Cumulative time (s)	166.04	150.52	135.61	119.85	104.98	89.29	73.26	57.89	42.96	28.73	14.43	3:15.23	
		Speed (m/s)	12.89	13.41	12.69	13.45	12.75	12.48	13.01	13.40	14.05	13.99	13.86	13.32	
		Stride length (m)	6.25	6.52	6.15	6.42	6.32	6.14	6.31	6.44	6.45	6.44	6.53	6.39	
		Stride duration (s)	0.485	0.486	0.485	0.477	0.496	0.492	0.485	0.481	0.459	0.460	0.471	0.480	
		Stride efficiency (%)	61.03	66.38	59.20	64.36	62.49	58.88	62.14	64.74	64.99	64.72	66.62	63.86	
		Stride count	32.00	30.69	32.49	31.16	31.63	32.58	31.72	31.07	31.01	31.08	30.63	406.72	

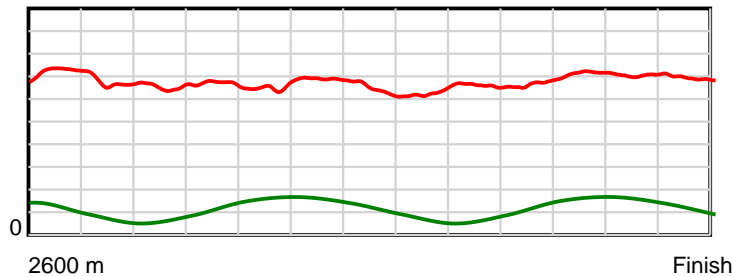
10 m Stride length



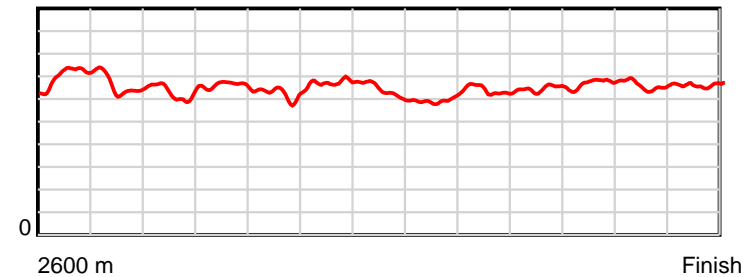
0.6 s Stride duration



20 m/sec Speed



100 % Stride efficiency



Note: Horizontal distance axis grid lines are 200m furlongs.

Disclaimer.

HRNZ and NZMTC and Thoroughbred Ratings Pty Ltd accepts no responsibility for the completeness or accuracy of any of the information contained herein, and makes no representations about its suitability for any particular purpose. Users should make their own judgements about those matters and/or seek independent advice. You assume all risks associated with use of the data provided on this page.



Race Results



July 25, 2025, Race 7, FIBER FRESH ACTIVE WINTER REWARDS MOBILE PACE, Distance 2600m, Addington - Survey 3200m

Result	TAB no.	Horse (Barrier)	2600 to	2400m to
7th	8	Amass (8)	2400m	2200m
		Position in running (margin)	-	3(1.0)
		Sectional time (s)	13.27	14.80
		Cumulative time (s)	195.30	182.03
		Speed (m/s)	15.08	13.51
		Stride length (m)	6.86	6.40
		Stride duration (s)	0.451	0.474
		Stride efficiency (%)	73.51	64.08
		Stride count	29.16	31.23

Disclaimer.

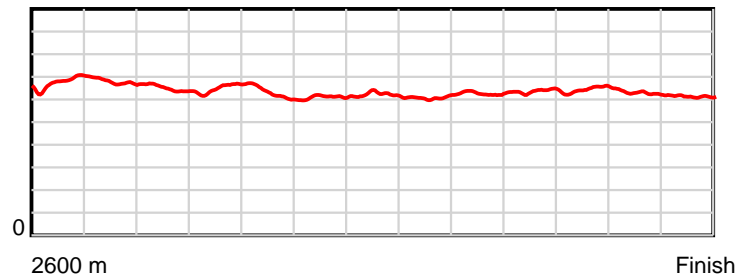
HRNZ and NZMTC and Thoroughbred Ratings Pty Ltd accepts no responsibility for the completeness or accuracy of any of the information contained herein, and makes no representations about its suitability for any particular purpose. Users should make their own judgements about those matters and/or seek independent advice. You assume all risks associated with use of the data provided on this page.

Race Results

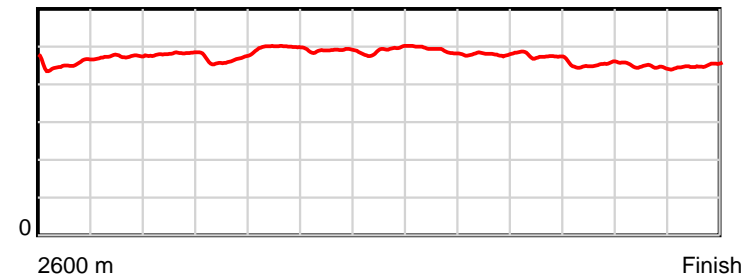
July 25, 2025, Race 7, FIBER FRESH ACTIVE WINTER REWARDS MOBILE PACE, Distance 2600m, Addington - Survey 3200m

Result	TAB no.	Horse (Barrier)	2200m to	2000m to	1800m to	1600m to	1400m to	1200m to	1000m to	800m to	600m to	400m to	200m to	Total or	Margin
7th	8	Amass (8)	2000m	1800m	1600m	1400m	1200m	1000m	800m	600m	400m	200m	WP	Average	
		Position in running (margin)	5(3.6)	4(4.6)	1(0.0)	1(0.0)	1(0.0)	1(0.0)	1(0.0)	1(0.0)	1(0.0)	1(0.0)	1(0.0)		4.80
		Sectional time (s)	15.41	14.38	16.16	15.98	15.80	16.07	15.43	14.93	14.21	14.17	14.69		
		Cumulative time (s)	167.23	151.82	137.44	121.28	105.30	89.50	73.43	58.00	43.07	28.86	14.69	3:15.30	
		Speed (m/s)	12.98	13.91	12.38	12.52	12.66	12.45	12.96	13.40	14.07	14.11	13.61	13.31	
		Stride length (m)	6.25	6.47	6.18	6.13	6.22	6.10	6.22	6.34	6.36	6.30	6.14	6.30	
		Stride duration (s)	0.482	0.465	0.499	0.489	0.491	0.490	0.480	0.473	0.452	0.447	0.451	0.473	
		Stride efficiency (%)	61.09	65.50	59.68	58.65	60.46	58.07	60.54	62.82	63.18	62.09	58.87	62.03	
		Stride count	31.99	30.89	32.36	32.65	32.15	32.81	32.13	31.54	31.45	31.73	32.58	412.67	

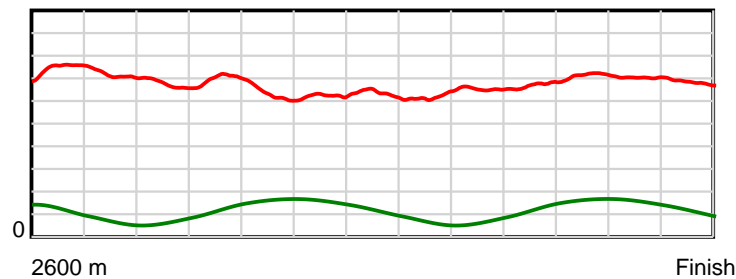
10 m Stride length



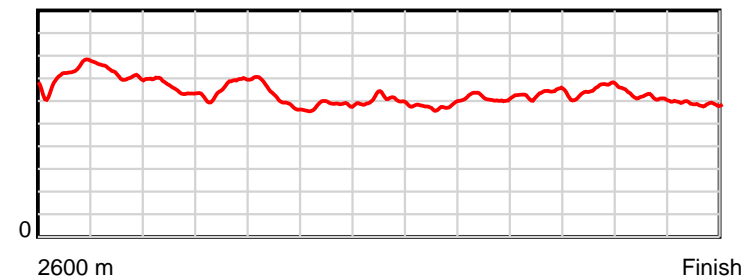
0.6 s Stride duration



20 m/sec Speed



100 % Stride efficiency



Note: Horizontal distance axis grid lines are 200m furlongs.

Disclaimer.

HRNZ and NZMTC and Thoroughbred Ratings Pty Ltd accepts no responsibility for the completeness or accuracy of any of the information contained herein, and makes no representations about its suitability for any particular purpose. Users should make their own judgements about those matters and/or seek independent advice. You assume all risks associated with use of the data provided on this page.



Race Results



July 25, 2025, Race 7, FIBER FRESH ACTIVE WINTER REWARDS MOBILE PACE, Distance 2600m, Addington - Survey 3200m

Result	TAB no.	Horse (Barrier)	2600 to	2400m to
8th	11	Dancing Desire (11)	2400m	2200m
		Position in running (margin)	-	10(5.1)
		Sectional time (s)	13.99	14.93
		Cumulative time (s)	195.61	181.62
		Speed (m/s)	14.30	13.40
		Stride length (m)	6.42	6.12
		Stride duration (s)	0.431	0.457
		Stride efficiency (%)	64.34	58.59
		Stride count	31.17	32.66

Disclaimer.

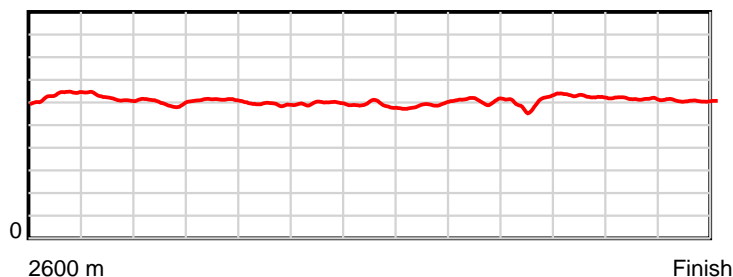
HRNZ and NZMTC and Thoroughbred Ratings Pty Ltd accepts no responsibility for the completeness or accuracy of any of the information contained herein, and makes no representations about its suitability for any particular purpose. Users should make their own judgements about those matters and/or seek independent advice. You assume all risks associated with use of the data provided on this page.

Race Results

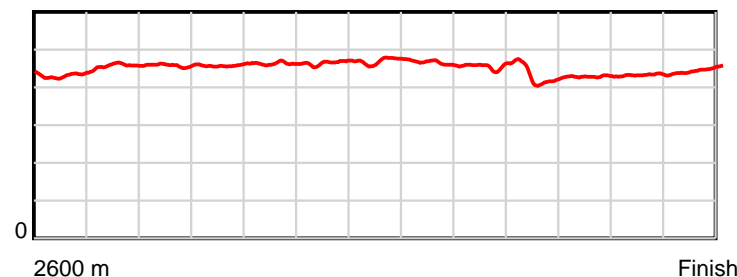
July 25, 2025, Race 7, FIBER FRESH ACTIVE WINTER REWARDS MOBILE PACE, Distance 2600m, Addington - Survey 3200m

Result	TAB no.	Horse (Barrier)	2200m to	2000m to	1800m to	1600m to	1400m to	1200m to	1000m to	800m to	600m to	400m to	200m to	Total or	Margin
8th	11	Dancing Desire (11)	2000m	1800m	1600m	1400m	1200m	1000m	800m	600m	400m	200m	WP	Average	
		Position in running (margin)	8(8.6)	8(10.2)	8(8.9)	7(7.3)	8(5.9)	8(6.8)	8(6.5)	8(5.6)	3(1.4)	3(0.7)	4(1.5)		6.40
		Sectional time (s)	15.52	14.91	15.91	15.74	15.94	16.02	15.29	14.23	14.09	14.30	14.74		
		Cumulative time (s)	166.69	151.17	136.26	120.35	104.61	88.67	72.65	57.36	43.13	29.04	14.74	3:15.61	
		Speed (m/s)	12.89	13.41	12.57	12.71	12.55	12.48	13.08	14.05	14.19	13.99	13.57	13.29	
		Stride length (m)	5.90	6.14	5.82	5.91	5.90	5.81	5.97	6.05	6.08	6.06	6.06	6.01	
		Stride duration (s)	0.458	0.458	0.463	0.465	0.470	0.465	0.457	0.430	0.428	0.433	0.447	0.452	
		Stride efficiency (%)	54.46	58.91	52.88	54.55	54.42	52.73	55.74	57.12	57.78	57.35	57.43	56.53	
		Stride count	33.88	32.57	34.38	33.85	33.89	34.43	33.49	33.08	32.89	33.01	32.99	432.29	

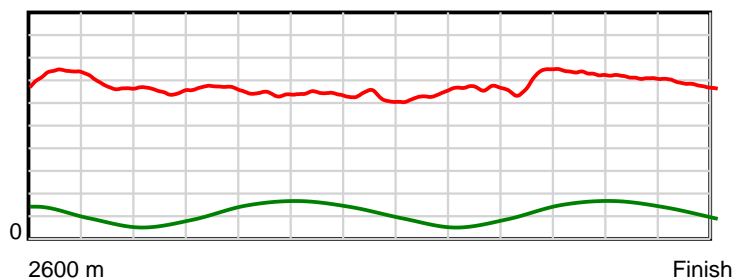
10 m Stride length



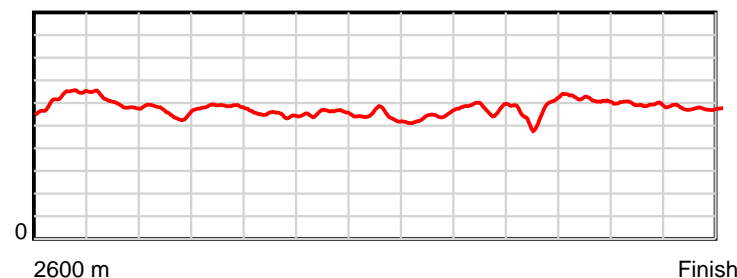
0.6 s Stride duration



20 m/sec Speed



100 % Stride efficiency



Note: Horizontal distance axis grid lines are 200m furlongs.

Disclaimer.

HRNZ and NZMTC and Thoroughbred Ratings Pty Ltd accepts no responsibility for the completeness or accuracy of any of the information contained herein, and makes no representations about its suitability for any particular purpose. Users should make their own judgements about those matters and/or seek independent advice. You assume all risks associated with use of the data provided on this page.



Race Results



July 25, 2025, Race 7, FIBER FRESH ACTIVE WINTER REWARDS MOBILE PACE, Distance 2600m, Addington - Survey 3200m

Result	TAB no.	Horse (Barrier)	2600 to	2400m to
9th	10	The Coalman (10)	2400m	2200m
		Position in running (margin)	-	8(3.7)
		Sectional time (s)	13.76	14.76
		Cumulative time (s)	195.64	181.88
		Speed (m/s)	14.54	13.55
		Stride length (m)	6.45	6.22
		Stride duration (s)	0.425	0.459
		Stride efficiency (%)	65.08	60.54
		Stride count	30.99	32.13

Disclaimer.

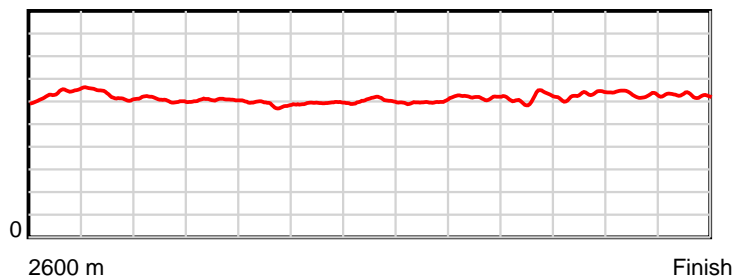
HRNZ and NZMTC and Thoroughbred Ratings Pty Ltd accepts no responsibility for the completeness or accuracy of any of the information contained herein, and makes no representations about its suitability for any particular purpose. Users should make their own judgements about those matters and/or seek independent advice. You assume all risks associated with use of the data provided on this page.

Race Results

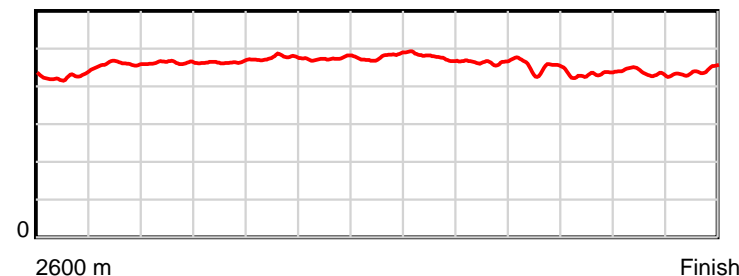
July 25, 2025, Race 7, FIBER FRESH ACTIVE WINTER REWARDS MOBILE PACE, Distance 2600m, Addington - Survey 3200m

Result	TAB no.	Horse (Barrier)	2200m to	2000m to	1800m to	1600m to	1400m to	1200m to	1000m to	800m to	600m to	400m to	200m to	Total or	Margin
9th	10	The Coalman (10)	2000m	1800m	1600m	1400m	1200m	1000m	800m	600m	400m	200m	WP	Average	
		Position in running (margin)	6(6.1)	6(7.7)	7(8.1)	9(8.4)	10(7.8)	9(8.0)	10(8.6)	10(7.5)	11(6.2)	12(5.8)	10(5.3)		6.60
		Sectional time (s)	15.50	15.22	16.21	15.87	15.83	16.18	15.24	14.71	14.14	14.08	14.14		
		Cumulative time (s)	167.12	151.62	136.40	120.19	104.32	88.49	72.31	57.07	42.36	28.22	14.14	3:15.64	
		Speed (m/s)	12.90	13.14	12.34	12.60	12.63	12.36	13.12	13.60	14.14	14.20	14.14	13.29	
		Stride length (m)	5.97	6.09	5.87	5.97	6.04	5.91	6.09	6.18	6.11	6.21	6.24	6.10	
		Stride duration (s)	0.463	0.464	0.476	0.474	0.478	0.478	0.464	0.455	0.432	0.437	0.441	0.459	
		Stride efficiency (%)	55.70	58.03	53.88	55.77	57.00	54.61	57.96	59.65	58.27	60.20	60.90	58.17	
		Stride count	33.50	32.82	34.06	33.48	33.12	33.83	32.84	32.37	32.75	32.22	32.04	426.15	

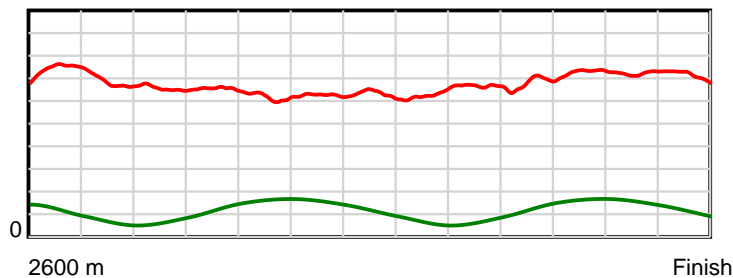
10 m Stride length



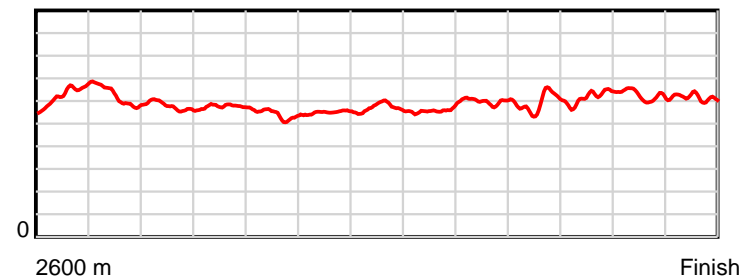
0.6 s Stride duration



20 m/sec Speed



100 % Stride efficiency



Note: Horizontal distance axis grid lines are 200m furlongs.

Disclaimer.

HRNZ and NZMTC and Thoroughbred Ratings Pty Ltd accepts no responsibility for the completeness or accuracy of any of the information contained herein, and makes no representations about its suitability for any particular purpose. Users should make their own judgements about those matters and/or seek independent advice. You assume all risks associated with use of the data provided on this page.



Race Results



July 25, 2025, Race 7, FIBER FRESH ACTIVE WINTER REWARDS MOBILE PACE, Distance 2600m, Addington - Survey 3200m

Result	TAB no.	Horse (Barrier)	2600 to	2400m to
10th	1	Happy Harper (1)	2400m	2200m
		Position in running (margin)	-	2(0.9)
		Sectional time (s)	13.14	14.77
		Cumulative time (s)	195.76	182.62
		Speed (m/s)	15.23	13.54
		Stride length (m)	6.41	6.19
		Stride duration (s)	0.421	0.457
		Stride efficiency (%)	64.26	59.85
		Stride count	31.19	32.32

Disclaimer.

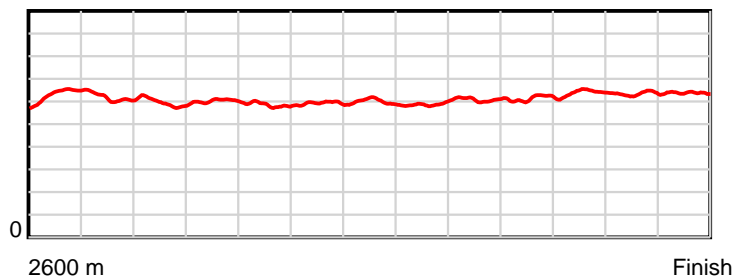
HRNZ and NZMTC and Thoroughbred Ratings Pty Ltd accepts no responsibility for the completeness or accuracy of any of the information contained herein, and makes no representations about its suitability for any particular purpose. Users should make their own judgements about those matters and/or seek independent advice. You assume all risks associated with use of the data provided on this page.

Race Results

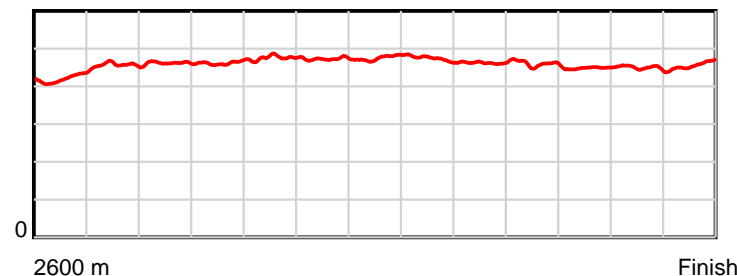
July 25, 2025, Race 7, FIBER FRESH ACTIVE WINTER REWARDS MOBILE PACE, Distance 2600m, Addington - Survey 3200m

Result	TAB no.	Horse (Barrier)	2200m to	2000m to	1800m to	1600m to	1400m to	1200m to	1000m to	800m to	600m to	400m to	200m to	Total or	Margin
10th	1	Happy Harper (1)	2000m	1800m	1600m	1400m	1200m	1000m	800m	600m	400m	200m	WP	Average	
		Position in running (margin)	4(3.4)	3(4.5)	5(5.4)	6(5.7)	7(5.4)	7(5.7)	7(6.2)	7(4.9)	10(5.1)	10(5.0)	9(4.8)		7.30
		Sectional time (s)	15.44	15.27	16.21	15.94	15.83	16.16	15.22	14.96	14.20	14.14	14.48		
		Cumulative time (s)	167.85	152.41	137.14	120.93	104.99	89.16	73.00	57.78	42.82	28.62	14.48	3:15.76	
		Speed (m/s)	12.95	13.10	12.34	12.55	12.63	12.38	13.14	13.37	14.08	14.14	13.81	13.28	
		Stride length (m)	5.99	6.05	5.87	5.93	6.01	5.87	6.08	6.16	6.31	6.36	6.32	6.11	
		Stride duration (s)	0.462	0.462	0.476	0.473	0.475	0.474	0.462	0.461	0.448	0.449	0.457	0.460	
		Stride efficiency (%)	56.02	57.17	53.80	54.99	56.35	53.88	57.72	59.36	62.28	63.15	62.36	58.40	
		Stride count	33.40	33.07	34.09	33.71	33.30	34.06	32.91	32.45	31.68	31.46	31.66	425.30	

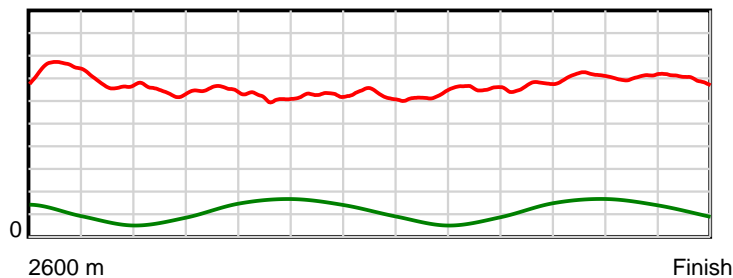
10 m Stride length



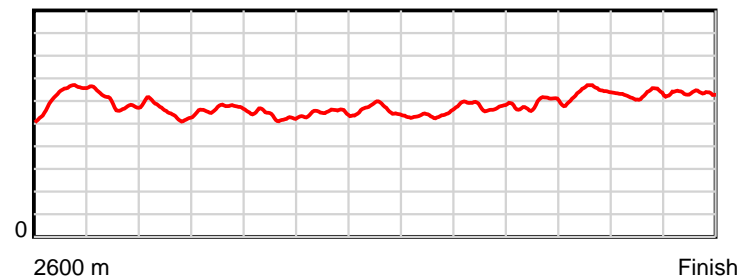
0.6 s Stride duration



20 m/sec Speed



100 % Stride efficiency



Note: Horizontal distance axis grid lines are 200m furlongs.

Disclaimer.

HRNZ and NZMTC and Thoroughbred Ratings Pty Ltd accepts no responsibility for the completeness or accuracy of any of the information contained herein, and makes no representations about its suitability for any particular purpose. Users should make their own judgements about those matters and/or seek independent advice. You assume all risks associated with use of the data provided on this page.



Race Results



July 25, 2025, Race 7, FIBER FRESH ACTIVE WINTER REWARDS MOBILE PACE, Distance 2600m, Addington - Survey 3200m

Result	TAB no.	Horse (Barrier)	2600 to	2400m to
11th	13	Pioneer (13)	2400m	2200m
		Position in running (margin)	-	14(8.0)
		Sectional time (s)	14.47	14.66
		Cumulative time (s)	195.82	181.35
		Speed (m/s)	13.83	13.64
		Stride length (m)	6.11	5.91
		Stride duration (s)	0.427	0.434
		Stride efficiency (%)	58.36	54.67
		Stride count	32.73	33.81

Disclaimer.

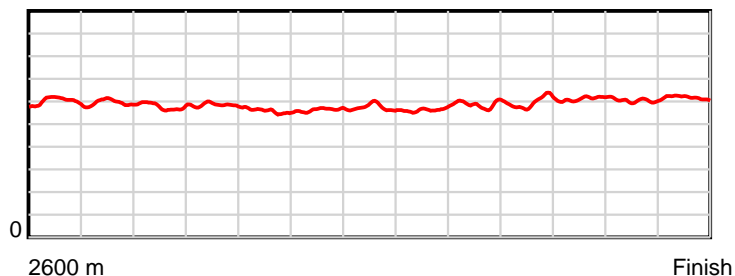
HRNZ and NZMTC and Thoroughbred Ratings Pty Ltd accepts no responsibility for the completeness or accuracy of any of the information contained herein, and makes no representations about its suitability for any particular purpose. Users should make their own judgements about those matters and/or seek independent advice. You assume all risks associated with use of the data provided on this page.

Race Results

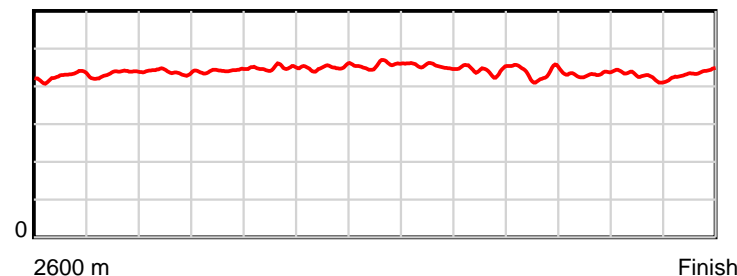
July 25, 2025, Race 7, FIBER FRESH ACTIVE WINTER REWARDS MOBILE PACE, Distance 2600m, Addington - Survey 3200m

Result	TAB no.	Horse (Barrier)	2200m to	2000m to	1800m to	1600m to	1400m to	1200m to	1000m to	800m to	600m to	400m to	200m to	Total or	Margin
11th	13	Pioneer (13)	2000m	1800m	1600m	1400m	1200m	1000m	800m	600m	400m	200m	WP	Average	
		Position in running (margin)	9(9.9)	9(10.3)	9(9.9)	10(10.0)	11(9.6)	11(10.3)	12(10.6)	12(9.3)	13(7.7)	13(7.7)	12(6.7)		7.60
		Sectional time (s)	15.31	15.08	16.18	15.91	15.91	16.12	15.21	14.66	14.20	14.00	14.11		
		Cumulative time (s)	166.69	151.38	136.30	120.12	104.21	88.30	72.18	56.97	42.31	28.11	14.11	3:15.82	
		Speed (m/s)	13.06	13.26	12.36	12.57	12.57	12.41	13.15	13.64	14.08	14.29	14.17	13.28	
		Stride length (m)	5.73	5.85	5.55	5.67	5.74	5.63	5.83	5.96	6.09	6.09	6.18	5.87	
		Stride duration (s)	0.439	0.441	0.449	0.451	0.456	0.454	0.444	0.437	0.432	0.427	0.436	0.442	
		Stride efficiency (%)	51.28	53.52	48.12	50.16	51.43	49.61	53.17	55.58	57.91	58.04	59.60	53.78	
		Stride count	34.91	34.18	36.04	35.30	34.86	35.50	34.29	33.54	32.85	32.82	32.38	443.21	

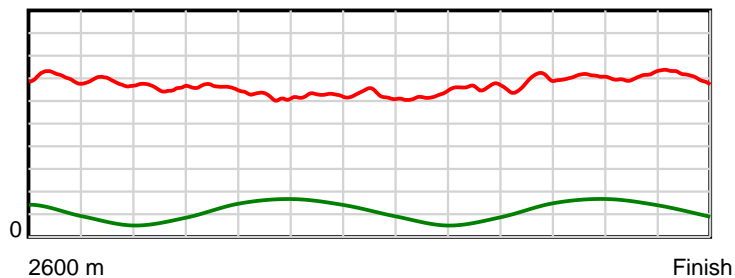
10 m Stride length



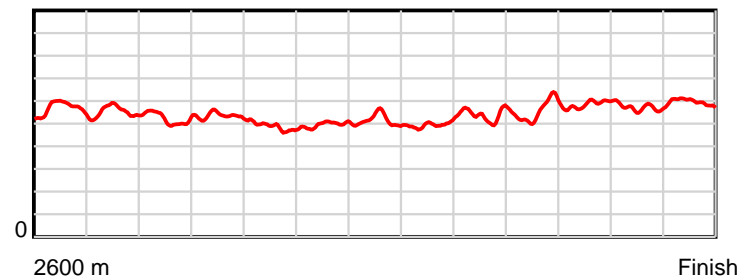
0.6 s Stride duration



20 m/sec Speed



100 % Stride efficiency



Note: Horizontal distance axis grid lines are 200m furlongs.

Disclaimer.

HRNZ and NZMTC and Thoroughbred Ratings Pty Ltd accepts no responsibility for the completeness or accuracy of any of the information contained herein, and makes no representations about its suitability for any particular purpose. Users should make their own judgements about those matters and/or seek independent advice. You assume all risks associated with use of the data provided on this page.



Race Results



July 25, 2025, Race 7, FIBER FRESH ACTIVE WINTER REWARDS MOBILE PACE, Distance 2600m, Addington - Survey 3200m

Result	TAB no.	Horse (Barrier)	2600 to	2400m to
12th	2	Louis (2)	2400m	2200m
		Position in running (margin)	-	7(3.1)
		Sectional time (s)	13.59	14.90
		Cumulative time (s)	196.69	183.10
		Speed (m/s)	14.72	13.42
		Stride length (m)	6.84	6.47
		Stride duration (s)	0.457	0.482
		Stride efficiency (%)	73.16	65.47
		Stride count	29.23	30.90

Disclaimer.

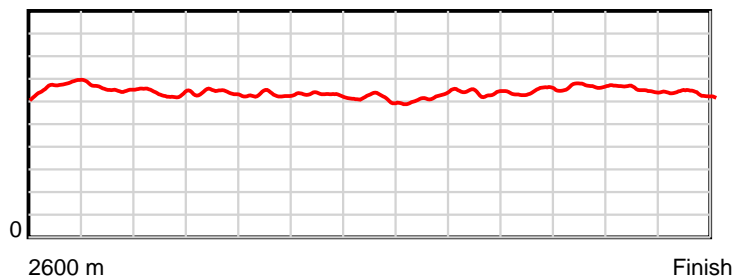
HRNZ and NZMTC and Thoroughbred Ratings Pty Ltd accepts no responsibility for the completeness or accuracy of any of the information contained herein, and makes no representations about its suitability for any particular purpose. Users should make their own judgements about those matters and/or seek independent advice. You assume all risks associated with use of the data provided on this page.

Race Results

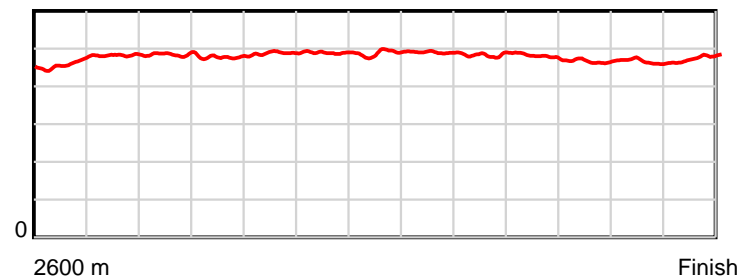
July 25, 2025, Race 7, FIBER FRESH ACTIVE WINTER REWARDS MOBILE PACE, Distance 2600m, Addington - Survey 3200m

Result	TAB no.	Horse (Barrier)	2200m to	2000m to	1800m to	1600m to	1400m to	1200m to	1000m to	800m to	600m to	400m to	200m to	Total or	Margin
12th	2	Louis (2)	2000m	1800m	1600m	1400m	1200m	1000m	800m	600m	400m	200m	WP	Average	
		Position in running (margin)	7(6.4)	7(8.5)	6(7.2)	5(5.6)	6(4.1)	6(5.1)	6(4.7)	6(3.9)	8(3.9)	8(4.1)	11(5.8)		12.50
		Sectional time (s)	15.61	14.93	15.90	15.72	15.97	15.99	15.30	14.93	14.24	14.46	15.15		
		Cumulative time (s)	168.20	152.59	137.66	121.76	106.04	90.07	74.08	58.78	43.85	29.61	15.15	3:16.69	
		Speed (m/s)	12.81	13.40	12.58	12.72	12.52	12.51	13.07	13.40	14.04	13.83	13.20	13.22	
		Stride length (m)	6.21	6.39	6.14	6.22	6.11	6.13	6.32	6.42	6.56	6.44	6.28	6.34	
		Stride duration (s)	0.485	0.477	0.488	0.489	0.488	0.490	0.483	0.479	0.467	0.465	0.476	0.480	
		Stride efficiency (%)	60.35	63.81	58.90	60.52	58.35	58.73	62.37	64.45	67.18	64.72	61.72	62.88	
		Stride count	32.18	31.30	32.58	32.14	32.73	32.62	31.66	31.14	30.50	31.08	31.82	409.88	

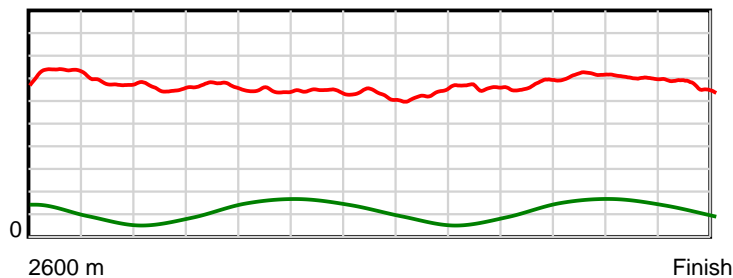
10 m Stride length



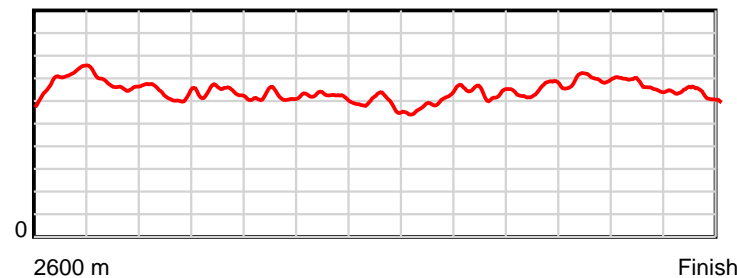
0.6 s Stride duration



20 m/sec Speed



100 % Stride efficiency



Note: Horizontal distance axis grid lines are 200m furlongs.

Disclaimer.

HRNZ and NZMTC and Thoroughbred Ratings Pty Ltd accepts no responsibility for the completeness or accuracy of any of the information contained herein, and makes no representations about its suitability for any particular purpose. Users should make their own judgements about those matters and/or seek independent advice. You assume all risks associated with use of the data provided on this page.



Race Results



July 25, 2025, Race 7, FIBER FRESH ACTIVE WINTER REWARDS MOBILE PACE, Distance 2600m, Addington - Survey 3200m

Result	TAB no.	Horse (Barrier)	2600 to	2400m to
13th	6	Stickifingers (6)	2400m	2200m
		Position in running (margin)	-	9(4.6)
		Sectional time (s)	13.99	15.99
		Cumulative time (s)	196.71	182.72
		Speed (m/s)	14.30	12.51
		Stride length (m)	6.05	5.48
		Stride duration (s)	0.418	0.438
		Stride efficiency (%)	57.27	46.86
		Stride count	33.04	36.52

Disclaimer.

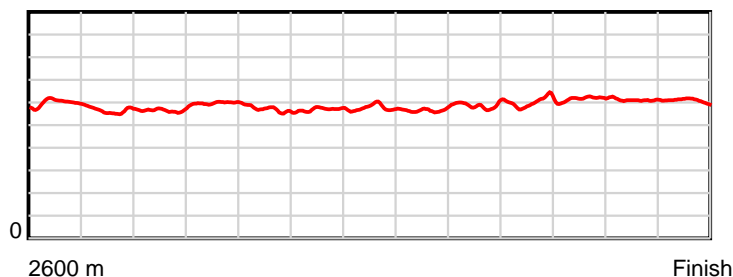
HRNZ and NZMTC and Thoroughbred Ratings Pty Ltd accepts no responsibility for the completeness or accuracy of any of the information contained herein, and makes no representations about its suitability for any particular purpose. Users should make their own judgements about those matters and/or seek independent advice. You assume all risks associated with use of the data provided on this page.

Race Results

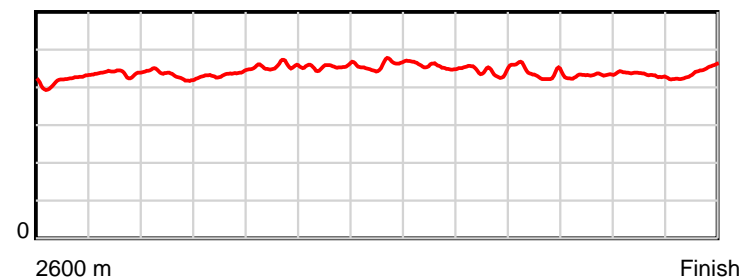
July 25, 2025, Race 7, FIBER FRESH ACTIVE WINTER REWARDS MOBILE PACE, Distance 2600m, Addington - Survey 3200m

Result	TAB no.	Horse (Barrier)	2200m to	2000m to	1800m to	1600m to	1400m to	1200m to	1000m to	800m to	600m to	400m to	200m to	Total or	Margin
13th	6	Stickifingers (6)	2000m	1800m	1600m	1400m	1200m	1000m	800m	600m	400m	200m	WP	Average	
		Position in running (margin)	14(14.4)	12(15.0)	11(12.2)	12(11.7)	13(11.4)	13(12.1)	13(12.3)	14(10.9)	14(9.1)	14(9.0)	14(8.9)		12.60
		Sectional time (s)	15.33	14.67	16.08	15.93	15.92	16.10	15.19	14.64	14.19	14.16	14.52		
		Cumulative time (s)	166.73	151.40	136.73	120.65	104.72	88.80	72.70	57.51	42.87	28.68	14.52	3:16.71	
		Speed (m/s)	13.05	13.63	12.44	12.55	12.56	12.42	13.17	13.66	14.09	14.12	13.77	13.22	
		Stride length (m)	5.64	5.93	5.67	5.73	5.76	5.66	5.86	6.00	6.10	6.12	6.09	5.85	
		Stride duration (s)	0.433	0.435	0.456	0.456	0.459	0.456	0.445	0.439	0.432	0.433	0.442	0.442	
		Stride efficiency (%)	49.73	54.87	50.27	51.28	51.92	50.10	53.68	56.25	58.06	58.49	57.98	53.40	
		Stride count	35.45	33.75	35.26	34.91	34.70	35.32	34.12	33.34	32.81	32.69	32.84	444.75	

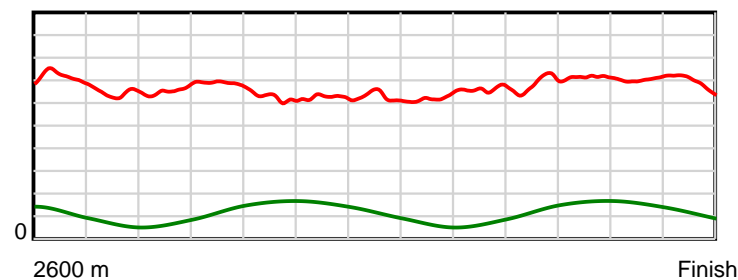
10 m Stride length



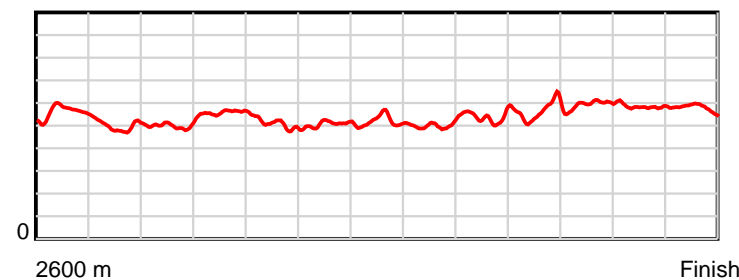
0.6 s Stride duration



20 m/sec Speed



100 % Stride efficiency



Note: Horizontal distance axis grid lines are 200m furlongs.

Disclaimer.

HRNZ and NZMTC and Thoroughbred Ratings Pty Ltd accepts no responsibility for the completeness or accuracy of any of the information contained herein, and makes no representations about its suitability for any particular purpose. Users should make their own judgements about those matters and/or seek independent advice. You assume all risks associated with use of the data provided on this page.



Race Results



July 25, 2025, Race 7, FIBER FRESH ACTIVE WINTER REWARDS MOBILE PACE, Distance 2600m, Addington - Survey 3200m

Result	TAB no.	Horse (Barrier)	2600 to	2400m to
14th	3	Ocean Of Tears (3)	2400m	2200m
		Position in running (margin)	-	6(3.0)
		Sectional time (s)	13.55	15.78
		Cumulative time (s)	197.27	183.72
		Speed (m/s)	14.76	12.67
		Stride length (m)	6.34	5.82
		Stride duration (s)	0.426	0.459
		Stride efficiency (%)	62.76	52.85
		Stride count	31.56	34.39

Disclaimer.

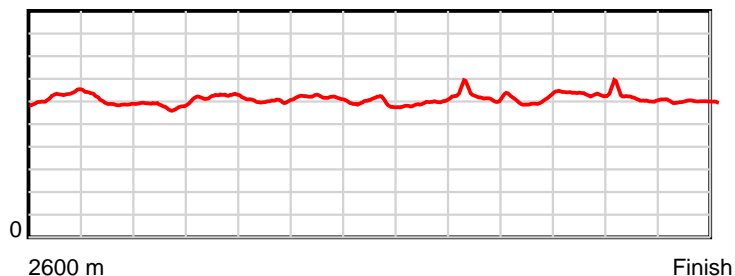
HRNZ and NZMTC and Thoroughbred Ratings Pty Ltd accepts no responsibility for the completeness or accuracy of any of the information contained herein, and makes no representations about its suitability for any particular purpose. Users should make their own judgements about those matters and/or seek independent advice. You assume all risks associated with use of the data provided on this page.

Race Results

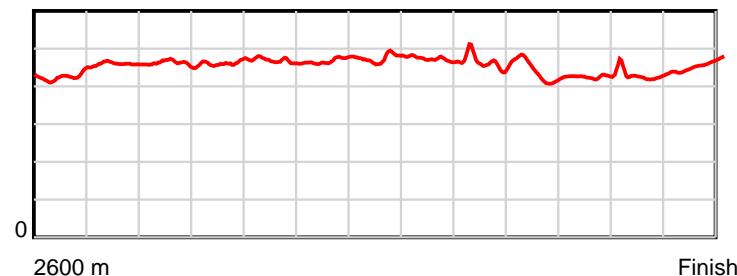
July 25, 2025, Race 7, FIBER FRESH ACTIVE WINTER REWARDS MOBILE PACE, Distance 2600m, Addington - Survey 3200m

Result	TAB no.	Horse (Barrier)	2200m to	2000m to	1800m to	1600m to	1400m to	1200m to	1000m to	800m to	600m to	400m to	200m to	Total or	Margin
14th	3	Ocean Of Tears (3)	2000m	1800m	1600m	1400m	1200m	1000m	800m	600m	400m	200m	WP	Average	
		Position in running (margin)	11(11.6)	14(18.0)	14(16.4)	14(14.5)	14(11.4)	14(12.7)	14(12.3)	13(10.6)	12(7.1)	11(5.7)	13(7.3)		15.70
		Sectional time (s)	16.33	14.87	15.85	15.45	16.01	16.01	15.13	14.35	13.98	14.44	15.52		
		Cumulative time (s)	167.94	151.61	136.74	120.89	105.44	89.43	73.42	58.29	43.94	29.96	15.52	3:17.27	
		Speed (m/s)	12.25	13.45	12.62	12.94	12.49	12.49	13.22	13.94	14.31	13.85	12.89	13.18	
		Stride length (m)	5.65	6.21	5.90	6.07	5.91	5.89	6.11	6.09	6.12	5.91	5.92	5.99	
		Stride duration (s)	0.461	0.462	0.467	0.469	0.474	0.472	0.463	0.437	0.428	0.426	0.459	0.454	
		Stride efficiency (%)	49.83	60.26	54.38	57.57	54.67	54.29	58.41	57.90	58.61	54.50	54.81	56.08	
		Stride count	35.42	32.21	33.90	32.95	33.81	33.93	32.71	32.86	32.66	33.86	33.77	434.03	

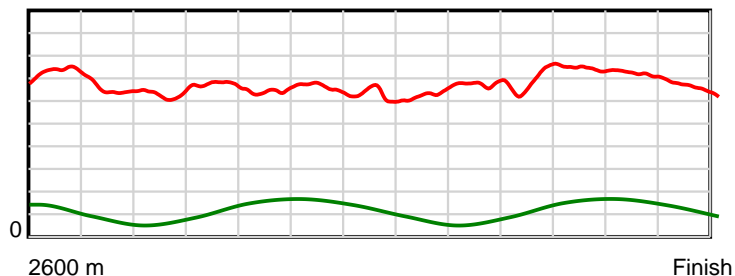
10 m Stride length



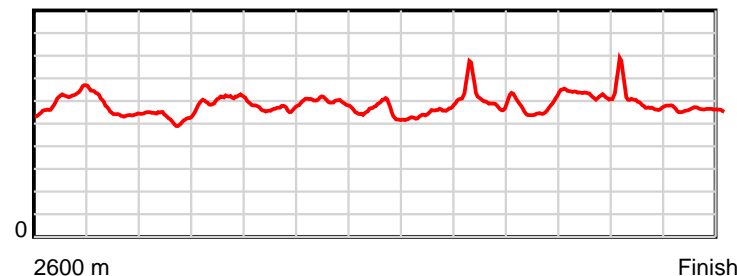
0.6 s Stride duration



20 m/sec Speed



100 % Stride efficiency



Note: Horizontal distance axis grid lines are 200m furlongs.

Disclaimer.

HRNZ and NZMTC and Thoroughbred Ratings Pty Ltd accepts no responsibility for the completeness or accuracy of any of the information contained herein, and makes no representations about its suitability for any particular purpose. Users should make their own judgements about those matters and/or seek independent advice. You assume all risks associated with use of the data provided on this page.