



Race Results

NZ Metropolitan Trotting Club Inc, HRNZ, July 25, 2025

Compilation date: July 25, 2025, 8:31:47 PM (NZST)

Copyright © 2025 HRNZ and NZMTC. All rights reserved.

Trademarks.

StrideMASTER is a registered trademark of Thoroughbred Ratings Pty Ltd.

Disclaimer.

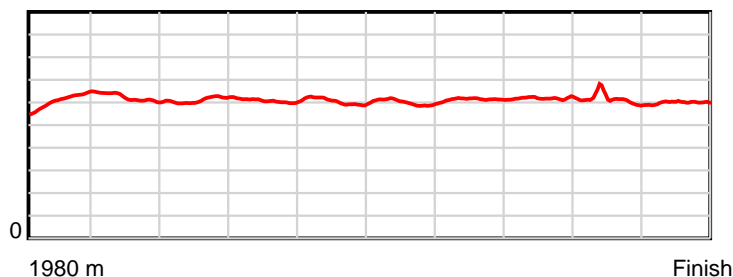
HRNZ and NZMTC and Thoroughbred Ratings Pty Ltd accepts no responsibility for the completeness or accuracy of any of the information contained herein, and makes no representations about its suitability for any particular purpose. Users should make their own judgements about those matters and/or seek independent advice. You assume all risks associated with use of the data provided on this page.

Race Results

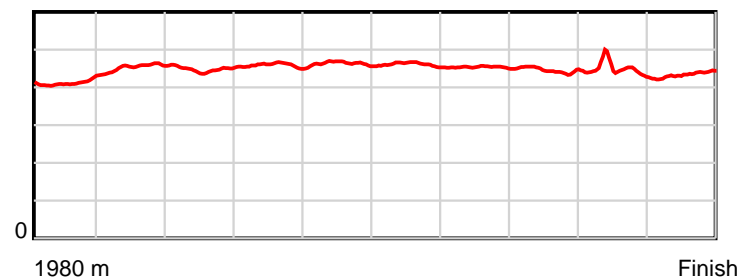
July 25, 2025, Race 8, GOLD BAND TAXIS MOBILE PACE, Distance 1980m, Addington - Survey 1980m

Result	TAB no.	Horse (Barrier)	1980 to	1800m to	1600m to	1400m to	1200m to	1000m to	800m to	600m to	400m to	200m to	Total or	Margin
1st	10	Here Comes Mar... (11)	1800m	1600m	1400m	1200m	1000m	800m	600m	400m	200m	WP	Average	
		Position in running (margin)	-	5(2.4)	2(1.5)	2(2.1)	3(2.4)	3(2.2)	3(2.3)	3(2.3)	3(1.4)	3(1.4)		0.00
		Sectional time (s)	12.63	14.70	14.73	15.15	15.28	15.39	14.73	14.47	14.64	14.54		
		Cumulative time (s)	146.26	133.63	118.93	104.20	89.05	73.77	58.38	43.65	29.18	14.54	2:26.26	
		Speed (m/s)	14.25	13.61	13.58	13.20	13.09	13.00	13.58	13.82	13.66	13.76	13.54	
		Stride length (m)	6.10	6.18	6.08	6.05	6.06	5.98	6.15	6.16	6.07	5.97	6.08	
		Stride duration (s)	0.413	0.454	0.448	0.458	0.463	0.460	0.453	0.445	0.444	0.434	0.449	
		Stride efficiency (%)	58.19	59.59	57.74	57.19	57.43	55.92	59.17	59.27	57.54	55.63	57.74	
		Stride count	29.50	32.39	32.90	33.06	32.99	33.43	32.50	32.48	32.96	33.52	325.73	

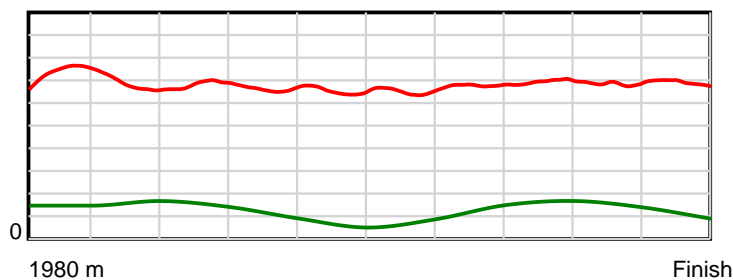
10 m Stride length



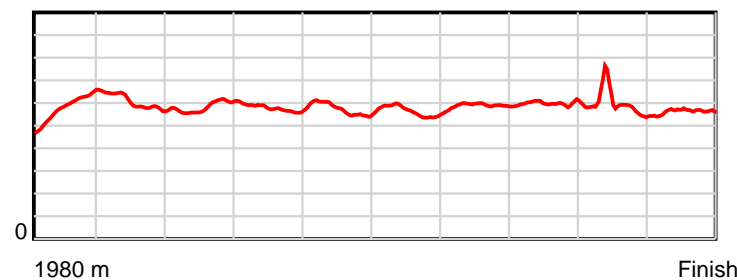
0.6 s Stride duration



20 m/sec Speed



100 % Stride efficiency



Note: Horizontal distance axis grid lines are 200m furlongs.

Disclaimer.

HRNZ and NZMTC and Thoroughbred Ratings Pty Ltd accepts no responsibility for the completeness or accuracy of any of the information contained herein, and makes no representations about its suitability for any particular purpose. Users should make their own judgements about those matters and/or seek independent advice. You assume all risks associated with use of the data provided on this page.

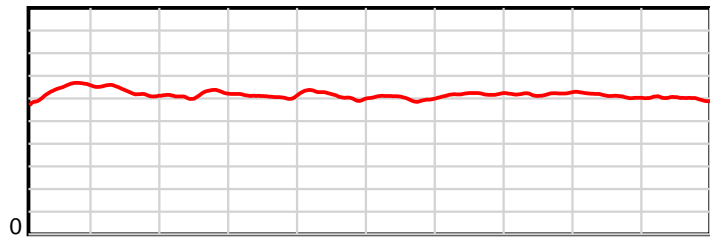


Race Results

July 25, 2025, Race 8, GOLD BAND TAXIS MOBILE PACE, Distance 1980m, Addington - Survey 1980m

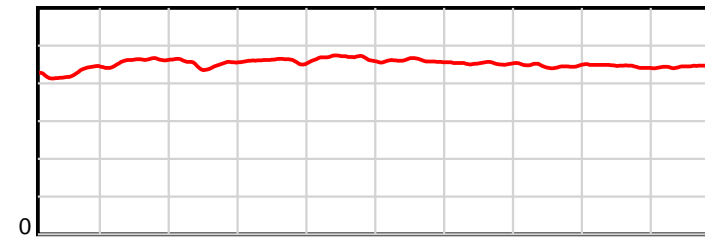
Result	TAB no.	Horse (Barrier)	1980 to	1800m to	1600m to	1400m to	1200m to	1000m to	800m to	600m to	400m to	200m to	Total or	Margin
2nd	1	Captain Lawles... (2)	1800m	1600m	1400m	1200m	1000m	800m	600m	400m	200m	WP	Average	
		Position in running (margin)	-	1(0.0)	1(0.0)	1(0.0)	1(0.0)	1(0.0)	1(0.0)	1(0.0)	1(0.0)	1(0.0)		0.10
		Sectional time (s)	12.30	14.85	14.62	15.10	15.31	15.38	14.73	14.61	14.65	14.74		
		Cumulative time (s)	146.29	133.99	119.14	104.52	89.42	74.11	58.73	44.00	29.39	14.74	2:26.29	
		Speed (m/s)	14.63	13.47	13.68	13.25	13.06	13.00	13.58	13.69	13.65	13.57	13.53	
		Stride length (m)	6.30	6.19	6.18	6.09	6.11	5.98	6.15	6.11	6.08	6.03	6.12	
		Stride duration (s)	0.428	0.460	0.452	0.460	0.467	0.460	0.453	0.446	0.445	0.445	0.452	
		Stride efficiency (%)	62.11	59.85	59.65	57.95	58.27	55.97	59.01	58.34	57.75	56.86	58.51	
		Stride count	28.55	32.32	32.37	32.84	32.75	33.42	32.55	32.73	32.90	33.16	323.59	

10 m Stride length



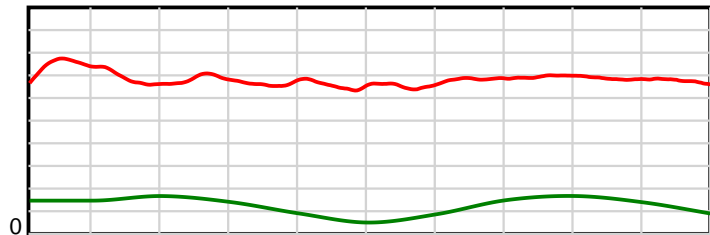
1980 m Finish

0.6 s Stride duration



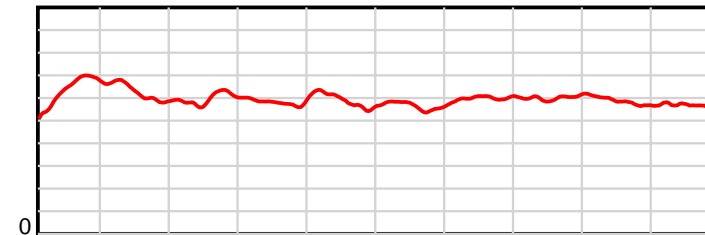
1980 m Finish

20 m/sec Speed



1980 m Finish

100 % Stride efficiency



1980 m Finish

Note: Horizontal distance axis grid lines are 200m furlongs.

Disclaimer.

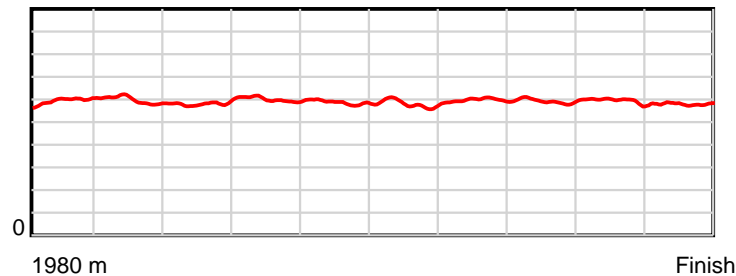
HRNZ and NZMTC and Thoroughbred Ratings Pty Ltd accepts no responsibility for the completeness or accuracy of any of the information contained herein, and makes no representations about its suitability for any particular purpose. Users should make their own judgements about those matters and/or seek independent advice. You assume all risks associated with use of the data provided on this page.

Race Results

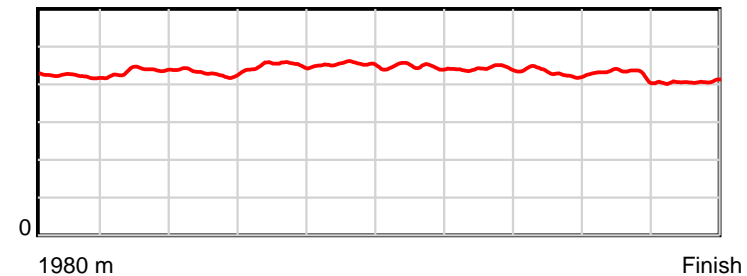
July 25, 2025, Race 8, GOLD BAND TAXIS MOBILE PACE, Distance 1980m, Addington - Survey 1980m

Result	TAB no.	Horse (Barrier)	1980 to	1800m to	1600m to	1400m to	1200m to	1000m to	800m to	600m to	400m to	200m to	Total or	Margin
3rd	12	Daisy Diana (1)	1800m	1600m	1400m	1200m	1000m	800m	600m	400m	200m	WP	Average	
		Position in running (margin)	-	10(7.1)	7(6.3)	7(7.1)	7(6.1)	7(5.6)	6(5.5)	7(5.6)	6(4.5)			0.20
		Sectional time (s)	13.53	14.72	14.76	14.93	15.31	15.31	14.71	14.63	14.46	13.94		
		Cumulative time (s)	146.30	132.77	118.05	103.29	88.36	73.05	57.74	43.03	28.40	13.94	2:26.30	
		Speed (m/s)	13.30	13.59	13.55	13.40	13.06	13.06	13.60	13.67	13.83	14.35	13.53	
		Stride length (m)	5.91	5.91	5.83	6.04	5.92	5.84	6.00	5.89	5.93	5.83	5.91	
		Stride duration (s)	0.422	0.435	0.430	0.451	0.453	0.447	0.442	0.431	0.429	0.407	0.437	
		Stride efficiency (%)	54.60	54.67	53.15	56.93	54.74	53.25	56.33	54.26	54.94	53.18	54.59	
		Stride count	30.45	33.81	34.29	33.14	33.79	34.26	33.31	33.94	33.73	34.28	335.00	

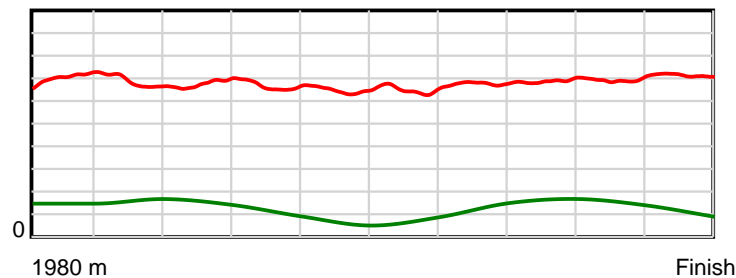
10 m Stride length



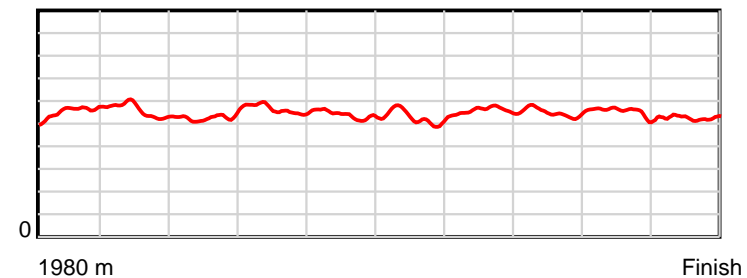
0.6 s Stride duration



20 m/sec Speed



100 % Stride efficiency



Note: Horizontal distance axis grid lines are 200m furlongs.

Disclaimer.

HRNZ and NZMTC and Thoroughbred Ratings Pty Ltd accepts no responsibility for the completeness or accuracy of any of the information contained herein, and makes no representations about its suitability for any particular purpose. Users should make their own judgements about those matters and/or seek independent advice. You assume all risks associated with use of the data provided on this page.

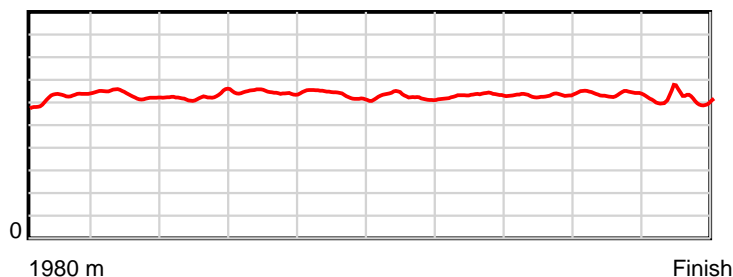


Race Results

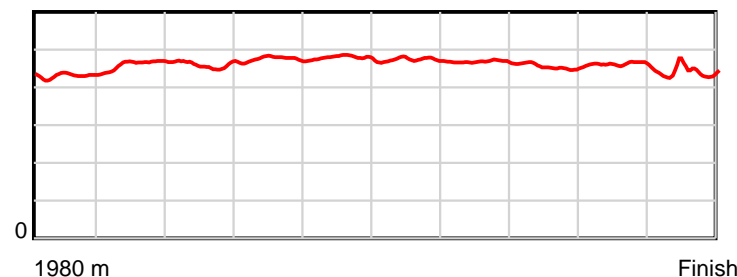
July 25, 2025, Race 8, GOLD BAND TAXIS MOBILE PACE, Distance 1980m, Addington - Survey 1980m

Result	TAB no.	Horse (Barrier)	1980 to	1800m to	1600m to	1400m to	1200m to	1000m to	800m to	600m to	400m to	200m to	Total or	Margin
4th	11	Longview Tui (12)	1800m	1600m	1400m	1200m	1000m	800m	600m	400m	200m	WP	Average	
		Position in running (margin)	-	8(3.8)	6(4.2)	5(4.8)	5(4.2)	5(4.1)	5(4.1)	5(3.8)	5(3.8)	4(3.6)		0.40
		Sectional time (s)	13.02	14.93	14.72	14.99	15.31	15.37	14.69	14.60	14.62	14.08		
		Cumulative time (s)	146.33	133.31	118.38	103.66	88.67	73.36	57.99	43.30	28.70	14.08	2:26.33	
		Speed (m/s)	13.82	13.40	13.59	13.34	13.06	13.01	13.61	13.70	13.68	14.20	13.53	
		Stride length (m)	6.19	6.19	6.25	6.34	6.26	6.16	6.37	6.22	6.31	6.23	6.25	
		Stride duration (s)	0.431	0.462	0.460	0.475	0.479	0.474	0.467	0.454	0.461	0.439	0.462	
		Stride efficiency (%)	59.91	59.89	61.09	62.76	61.17	59.29	63.31	60.55	62.17	60.71	61.07	
		Stride count	29.07	32.31	31.99	31.56	31.97	32.47	31.42	32.13	31.71	32.09	316.72	

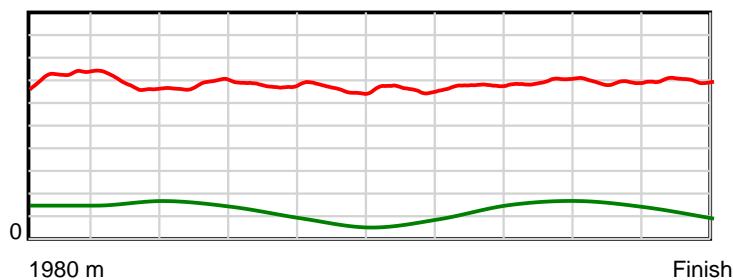
10 m Stride length



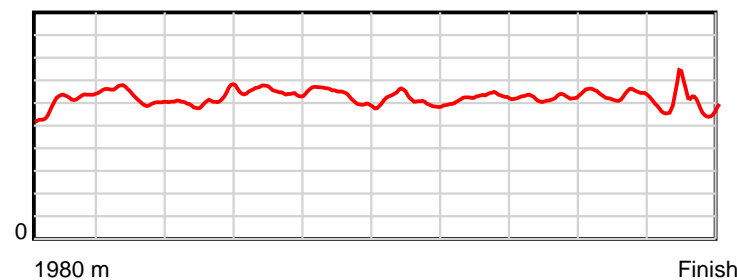
0.6 s Stride duration



20 m/sec Speed



100 % Stride efficiency



Note: Horizontal distance axis grid lines are 200m furlongs.

Disclaimer.

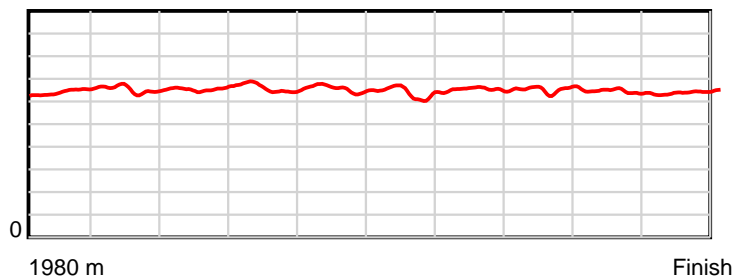
HRNZ and NZMTC and Thoroughbred Ratings Pty Ltd accepts no responsibility for the completeness or accuracy of any of the information contained herein, and makes no representations about its suitability for any particular purpose. Users should make their own judgements about those matters and/or seek independent advice. You assume all risks associated with use of the data provided on this page.

Race Results

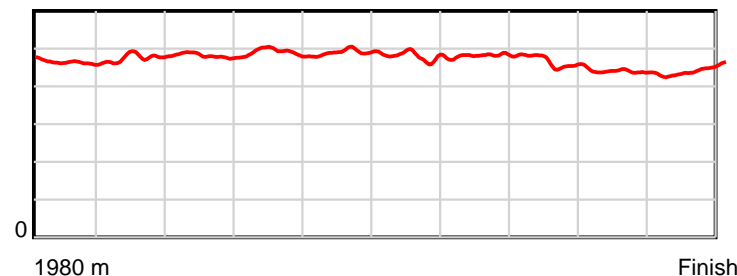
July 25, 2025, Race 8, GOLD BAND TAXIS MOBILE PACE, Distance 1980m, Addington - Survey 1980m

Result	TAB no.	Horse (Barrier)	1980 to	1800m to	1600m to	1400m to	1200m to	1000m to	800m to	600m to	400m to	200m to	Total or	Margin
5th	13	Smoking Ashes (0)	1800m	1600m	1400m	1200m	1000m	800m	600m	400m	200m	WP	Average	
		Position in running (margin)	-	11(7.8)	9(8.4)	9(10.2)	10(9.7)	10(9.7)	10(9.2)	10(9.5)	10(9.0)	7(5.8)		0.60
		Sectional time (s)	13.46	14.95	14.92	15.01	15.31	15.29	14.78	14.52	14.11	14.02		
		Cumulative time (s)	146.37	132.91	117.96	103.04	88.03	72.72	57.43	42.65	28.13	14.02	2:26.37	
		Speed (m/s)	13.37	13.38	13.40	13.32	13.06	13.08	13.53	13.77	14.17	14.27	13.53	
		Stride length (m)	6.36	6.37	6.46	6.54	6.41	6.26	6.53	6.37	6.21	6.33	6.38	
		Stride duration (s)	0.463	0.476	0.482	0.491	0.491	0.478	0.482	0.463	0.438	0.444	0.472	
		Stride efficiency (%)	63.25	63.31	65.15	66.83	64.16	61.19	66.61	63.46	60.22	62.61	63.64	
		Stride count	28.29	31.42	30.97	30.58	31.21	31.96	30.63	31.38	32.22	31.60	310.26	

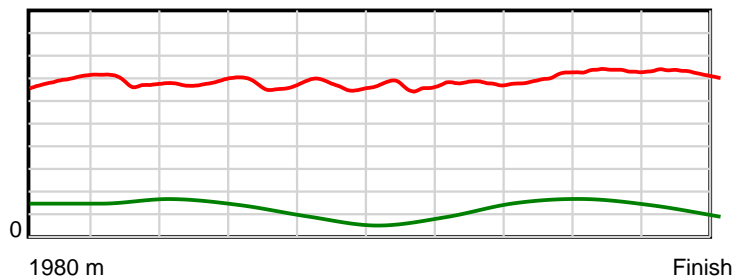
10 m Stride length



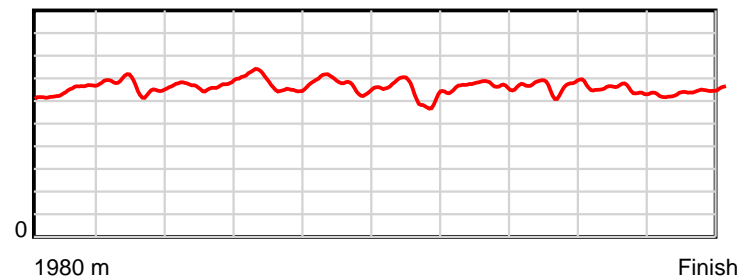
0.6 s Stride duration



20 m/sec Speed



100 % Stride efficiency



Note: Horizontal distance axis grid lines are 200m furlongs.

Disclaimer.

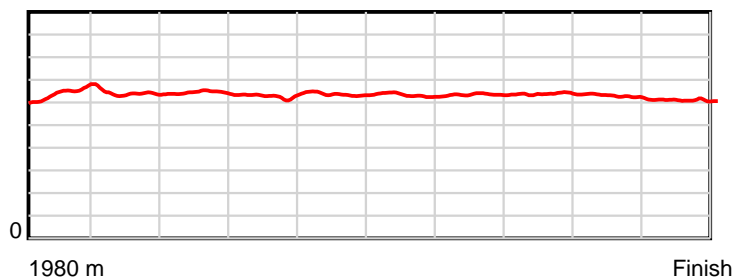
HRNZ and NZMTC and Thoroughbred Ratings Pty Ltd accepts no responsibility for the completeness or accuracy of any of the information contained herein, and makes no representations about its suitability for any particular purpose. Users should make their own judgements about those matters and/or seek independent advice. You assume all risks associated with use of the data provided on this page.

Race Results

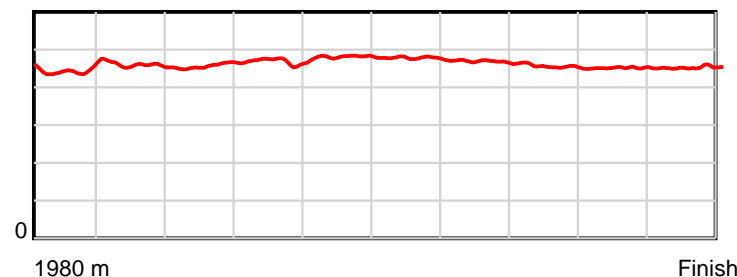
July 25, 2025, Race 8, GOLD BAND TAXIS MOBILE PACE, Distance 1980m, Addington - Survey 1980m

Result	TAB no.	Horse (Barrier)	1980 to	1800m to	1600m to	1400m to	1200m to	1000m to	800m to	600m to	400m to	200m to	Total or	Margin
6th	4	Kowhai Star (5)	1800m	1600m	1400m	1200m	1000m	800m	600m	400m	200m	WP	Average	
		Position in running (margin)	-	4(2.3)	4(2.6)	3(2.4)	2(1.1)	2(1.6)	2(1.6)	2(1.6)	2(1.2)	2(1.0)		1.60
		Sectional time (s)	12.50	14.90	14.59	14.89	15.39	15.39	14.73	14.54	14.62	15.01		
		Cumulative time (s)	146.56	134.06	119.16	104.57	89.68	74.29	58.90	44.17	29.63	15.01	2:26.56	
		Speed (m/s)	14.40	13.42	13.71	13.43	13.00	13.00	13.58	13.76	13.68	13.32	13.51	
		Stride length (m)	6.36	6.17	6.27	6.30	6.25	6.20	6.36	6.26	6.17	6.04	6.24	
		Stride duration (s)	0.444	0.460	0.457	0.469	0.481	0.477	0.468	0.455	0.451	0.453	0.462	
		Stride efficiency (%)	63.29	59.48	61.37	62.06	61.09	60.11	63.24	61.18	59.56	56.97	60.77	
		Stride count	28.28	32.42	31.91	31.74	31.99	32.25	31.44	31.96	32.40	33.12	317.51	

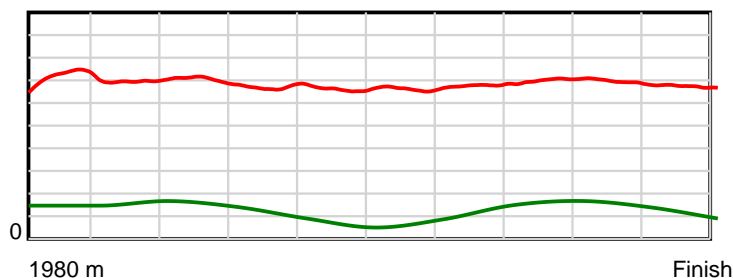
10 m Stride length



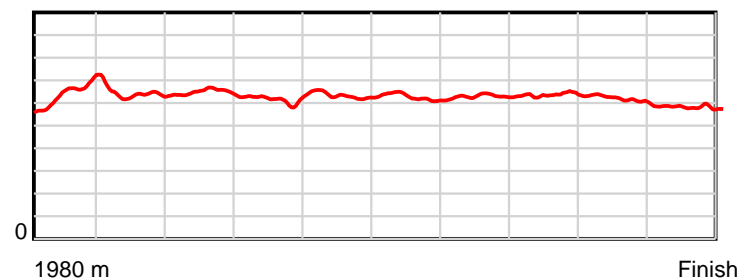
0.6 s Stride duration



20 m/sec Speed



100 % Stride efficiency



Note: Horizontal distance axis grid lines are 200m furlongs.

Disclaimer.

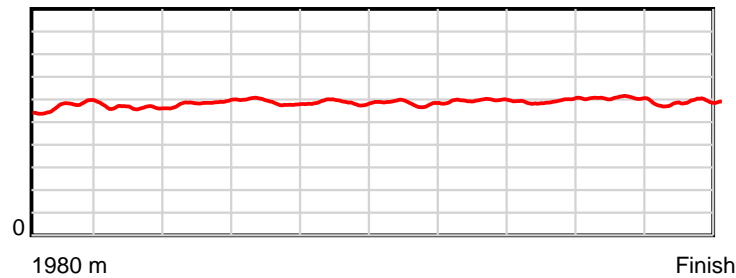
HRNZ and NZMTC and Thoroughbred Ratings Pty Ltd accepts no responsibility for the completeness or accuracy of any of the information contained herein, and makes no representations about its suitability for any particular purpose. Users should make their own judgements about those matters and/or seek independent advice. You assume all risks associated with use of the data provided on this page.

Race Results

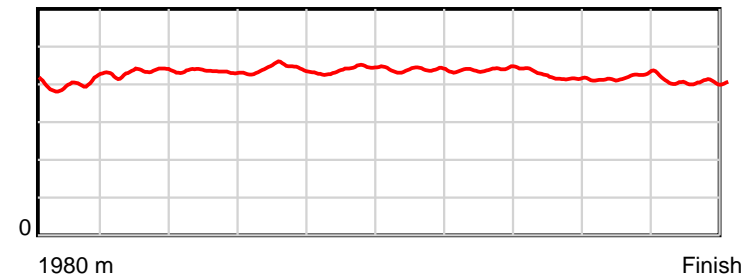
July 25, 2025, Race 8, GOLD BAND TAXIS MOBILE PACE, Distance 1980m, Addington - Survey 1980m

Result	TAB no.	Horse (Barrier)	1980 to	1800m to	1600m to	1400m to	1200m to	1000m to	800m to	600m to	400m to	200m to	Total or	Margin
7th	5	Better Be Quic... (6)	1800m	1600m	1400m	1200m	1000m	800m	600m	400m	200m	WP	Average	
		Position in running (margin)	-	7(3.7)	10(9.4)	11(12.2)	11(11.9)	11(11.7)	11(11.0)	11(11.6)	11(10.0)	11(7.7)		1.70
		Sectional time (s)	12.75	15.80	15.09	15.06	15.28	15.26	14.83	14.34	14.27	13.90		
		Cumulative time (s)	146.58	133.83	118.03	102.94	87.88	72.60	57.34	42.51	28.17	13.90	2:26.58	
		Speed (m/s)	14.12	12.66	13.25	13.28	13.09	13.11	13.49	13.95	14.02	14.39	13.51	
		Stride length (m)	5.67	5.48	5.75	5.87	5.75	5.74	5.93	5.87	5.89	5.82	5.78	
		Stride duration (s)	0.401	0.433	0.434	0.442	0.440	0.438	0.440	0.421	0.420	0.405	0.428	
		Stride efficiency (%)	50.16	46.99	51.74	53.89	51.73	51.46	55.03	53.79	54.14	53.01	52.14	
		Stride count	31.77	36.47	34.76	34.06	34.76	34.85	33.70	34.09	33.98	34.34	342.78	

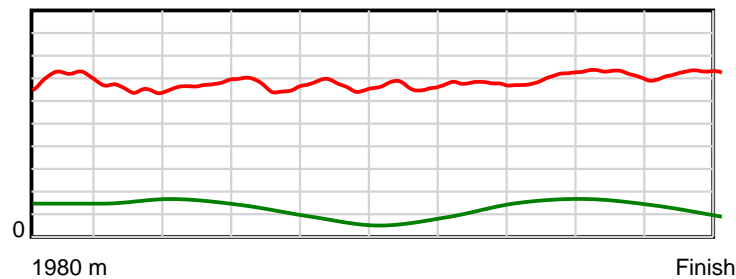
10 m Stride length



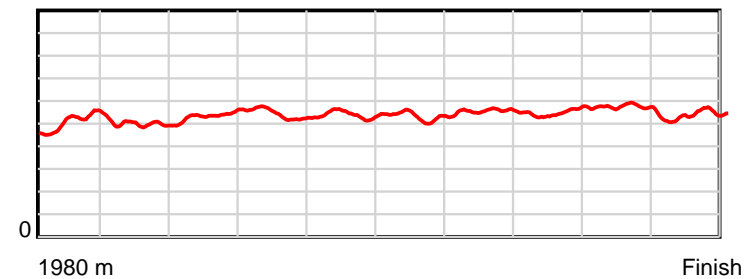
0.6 s Stride duration



20 m/sec Speed



100 % Stride efficiency



Note: Horizontal distance axis grid lines are 200m furlongs.

Disclaimer.

HRNZ and NZMTC and Thoroughbred Ratings Pty Ltd accepts no responsibility for the completeness or accuracy of any of the information contained herein, and makes no representations about its suitability for any particular purpose. Users should make their own judgements about those matters and/or seek independent advice. You assume all risks associated with use of the data provided on this page.

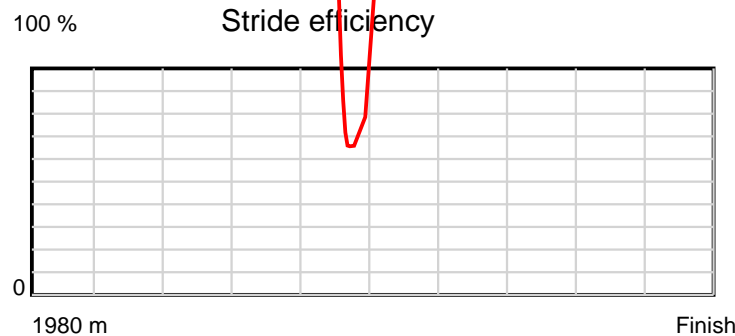
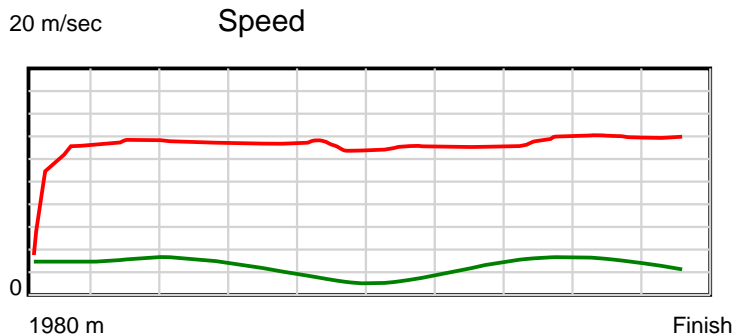
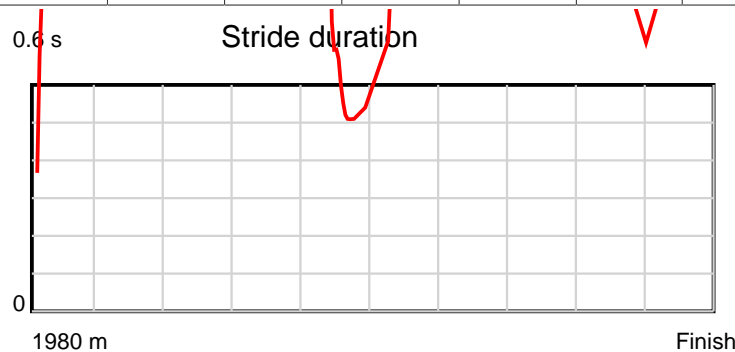
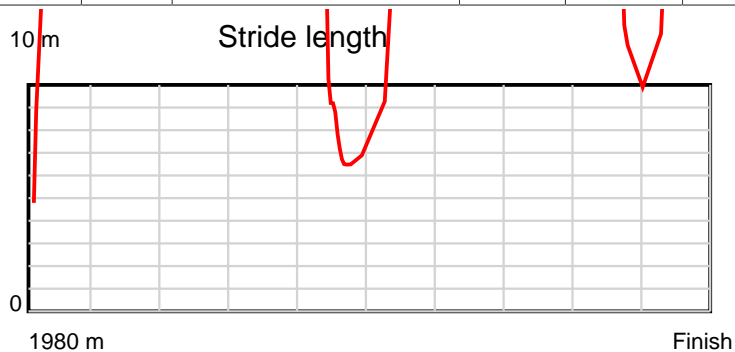


Race Results



July 25, 2025, Race 8, GOLD BAND TAXIS MOBILE PACE, Distance 1980m, Addington - Survey 1980m

Result	TAB no.	Horse (Barrier)	1980 to	1800m to	1600m to	1400m to	1200m to	1000m to	800m to	600m to	400m to	200m to	Total or	Margin
8th	8	Huxton (9)	1800m	1600m	1400m	1200m	1000m	800m	600m	400m	200m	WP	Average	
		Position in running (margin)	-	12(8.8)	11(10.3)	10(11.5)	9(8.9)	9(8.6)	9(8.1)	9(8.3)	8(7.7)	9(6.0)		2.00
		Sectional time (s)	13.79	15.09	14.83	14.67	15.26	15.29	14.76	14.51	14.36	14.06		
		Cumulative time (s)	146.62	132.83	117.74	102.91	88.24	72.98	57.69	42.93	28.42	14.06	2:26.62	
		Speed (m/s)	13.05	13.25	13.49	13.63	13.11	13.08	13.55	13.78	13.93	14.22	13.50	
		Stride length (m)	10.76	11.39	35.86	101.52	9.76	21.62	22.25	10.62	9.38	29.31	15.52	
		Stride duration (s)	0.813	0.860	2.659	7.445	0.745	1.654	1.642	0.770	0.673	2.061	1.150	
		Stride efficiency (%)	180.89	202.88	2009.88	16104.69	148.81	730.73	773.47	176.16	137.37	1342.46	376.56	
		Stride count	16.73	17.55	5.58	1.97	20.49	9.25	8.99	18.84	21.33	6.82	127.55	



Note: Horizontal distance axis grid lines are 200m furlongs.

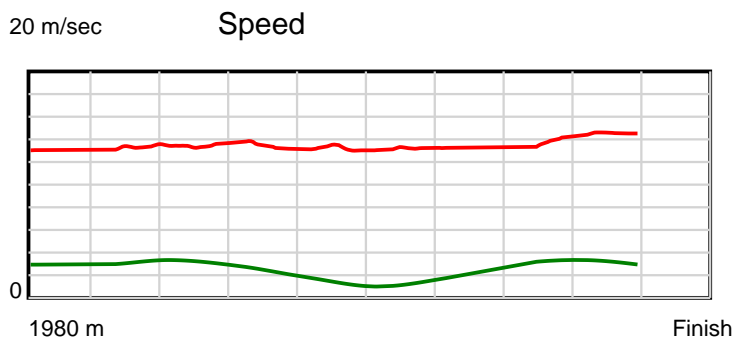
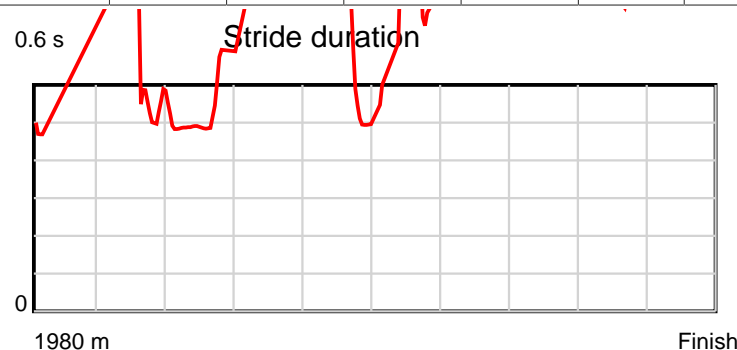
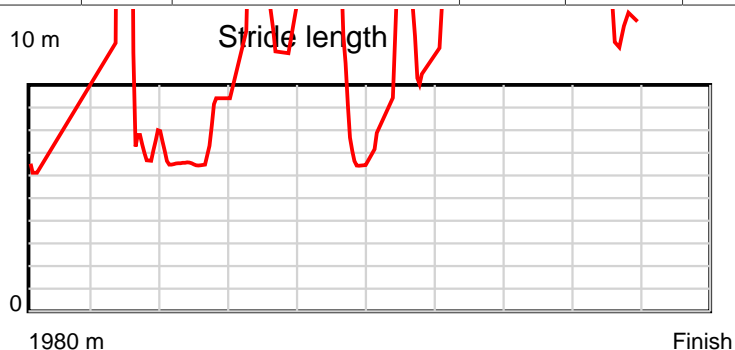
Disclaimer.

HRNZ and NZMTC and Thoroughbred Ratings Pty Ltd accepts no responsibility for the completeness or accuracy of any of the information contained herein, and makes no representations about its suitability for any particular purpose. Users should make their own judgements about those matters and/or seek independent advice. You assume all risks associated with use of the data provided on this page.

Race Results

July 25, 2025, Race 8, GOLD BAND TAXIS MOBILE PACE, Distance 1980m, Addington - Survey 1980m

Result	TAB no.	Horse (Barrier)	1980 to	1800m to	1600m to	1400m to	1200m to	1000m to	800m to	600m to	400m to	200m to	Total or	Margin
9th	7	Tidy Kiwi (8)	1800m	1600m	1400m	1200m	1000m	800m	600m	400m	200m	WP	Average	
		Position in running (margin)	-	9(5.5)	8(7.4)	8(9.2)	8(8.1)	8(8.2)	8(7.7)	8(7.4)	9(8.1)	10(6.1)		6.60
		Sectional time (s)	13.11	15.17	14.93	14.91	15.32	15.31	14.67	14.73	14.31	15.00		
		Cumulative time (s)	147.46	134.35	119.18	104.25	89.34	74.02	58.71	44.04	29.31	15.00	2:27.46	
		Speed (m/s)	13.73	13.18	13.40	13.41	13.05	13.06	13.63	13.58	13.98	13.33	13.43	
		Stride length (m)	6.53	6.76	7.00	10.63	8.85	7.95	6.71	7.91	13.45	24.75	8.60	
		Stride duration (s)	0.474	0.512	0.522	0.793	0.678	0.609	0.492	0.583	0.963	1.856	0.640	
		Stride efficiency (%)	66.67	71.35	76.58	176.54	122.45	98.75	70.43	97.77	282.76	956.91	115.49	
		Stride count	27.56	29.60	28.57	18.82	22.59	25.16	29.79	25.28	14.87	8.08	230.32	



Note: Horizontal distance axis grid lines are 200m furlongs.

Disclaimer.

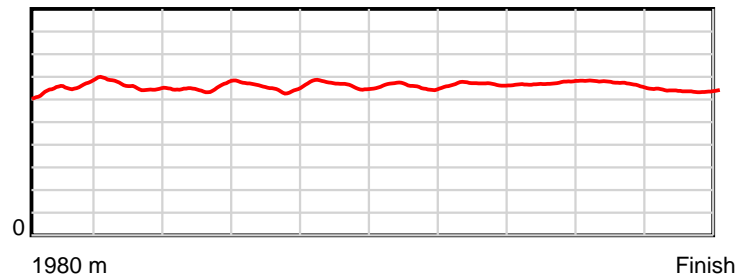
HRNZ and NZMTC and Thoroughbred Ratings Pty Ltd accepts no responsibility for the completeness or accuracy of any of the information contained herein, and makes no representations about its suitability for any particular purpose. Users should make their own judgements about those matters and/or seek independent advice. You assume all risks associated with use of the data provided on this page.

Race Results

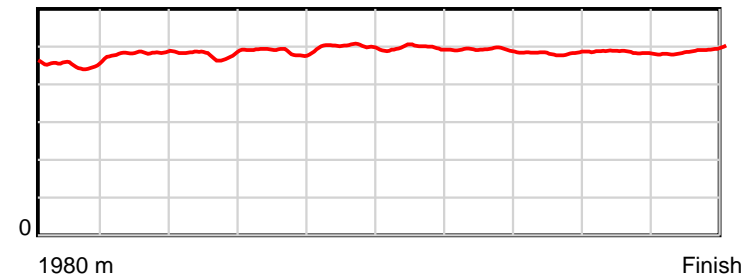
July 25, 2025, Race 8, GOLD BAND TAXIS MOBILE PACE, Distance 1980m, Addington - Survey 1980m

Result	TAB no.	Horse (Barrier)	1980 to	1800m to	1600m to	1400m to	1200m to	1000m to	800m to	600m to	400m to	200m to	Total or	Margin
10th	2	Katys Shadow (3)	1800m	1600m	1400m	1200m	1000m	800m	600m	400m	200m	WP	Average	
		Position in running (margin)	-	2(1.7)	3(2.0)	4(4.2)	4(3.1)	4(3.9)	4(3.5)	4(3.4)	4(3.2)	5(3.7)		7.10
		Sectional time (s)	12.40	14.90	14.99	14.91	15.44	15.33	14.71	14.57	14.74	15.56		
		Cumulative time (s)	147.55	135.15	120.25	105.26	90.35	74.91	59.58	44.87	30.30	15.56	2:27.55	
		Speed (m/s)	14.51	13.42	13.34	13.41	12.95	13.05	13.60	13.73	13.57	12.85	13.42	
		Stride length (m)	6.50	6.48	6.40	6.53	6.49	6.48	6.68	6.63	6.58	6.30	6.51	
		Stride duration (s)	0.452	0.483	0.480	0.487	0.501	0.497	0.492	0.483	0.485	0.490	0.485	
		Stride efficiency (%)	66.10	65.70	63.96	66.62	65.84	65.59	69.82	68.66	67.65	62.06	66.15	
		Stride count	27.68	30.84	31.26	30.63	30.81	30.87	29.92	30.17	30.40	31.74	304.32	

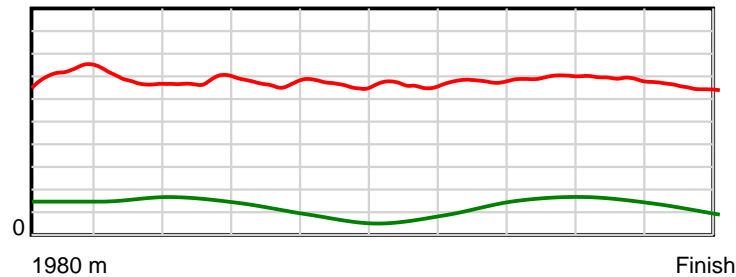
10 m Stride length



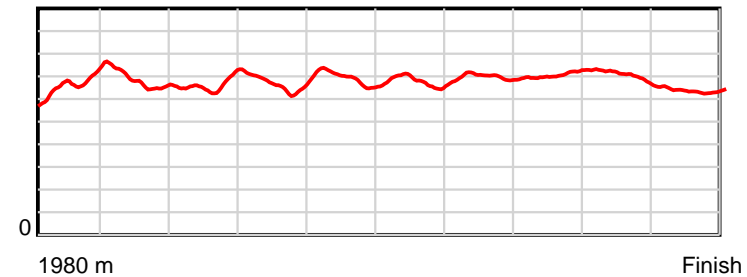
0.6 s Stride duration



20 m/sec Speed



100 % Stride efficiency



Note: Horizontal distance axis grid lines are 200m furlongs.

Disclaimer.

HRNZ and NZMTC and Thoroughbred Ratings Pty Ltd accepts no responsibility for the completeness or accuracy of any of the information contained herein, and makes no representations about its suitability for any particular purpose. Users should make their own judgements about those matters and/or seek independent advice. You assume all risks associated with use of the data provided on this page.

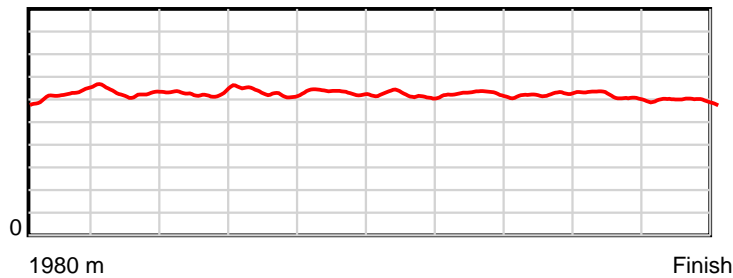


Race Results

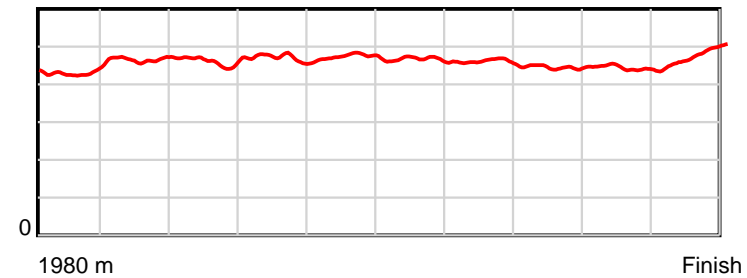
July 25, 2025, Race 8, GOLD BAND TAXIS MOBILE PACE, Distance 1980m, Addington - Survey 1980m

Result	TAB no.	Horse (Barrier)	1980 to	1800m to	1600m to	1400m to	1200m to	1000m to	800m to	600m to	400m to	200m to	Total or	Margin
11th	3	Kairaki Vegas (4)	1800m	1600m	1400m	1200m	1000m	800m	600m	400m	200m	WP	Average	
		Position in running (margin)	-	3(2.2)	5(4.1)	6(6.0)	6(5.5)	6(5.7)	6(5.3)	7(5.7)	6(5.1)	8(6.0)		13.60
		Sectional time (s)	12.78	15.16	14.95	15.01	15.35	15.31	14.80	14.49	14.79	16.08		
		Cumulative time (s)	148.72	135.94	120.78	105.83	90.82	75.47	60.16	45.36	30.87	16.08	2:28.72	
		Speed (m/s)	14.08	13.19	13.38	13.32	13.03	13.06	13.51	13.80	13.52	12.44	13.31	
		Stride length (m)	6.14	6.15	6.18	6.26	6.17	6.09	6.21	6.15	5.98	5.97	6.13	
		Stride duration (s)	0.430	0.466	0.462	0.470	0.474	0.466	0.459	0.446	0.442	0.480	0.460	
		Stride efficiency (%)	58.90	59.16	59.60	61.16	59.51	57.94	60.24	59.05	55.92	55.61	58.67	
		Stride count	29.32	32.51	32.38	31.97	32.41	32.84	32.21	32.53	33.43	33.53	323.13	

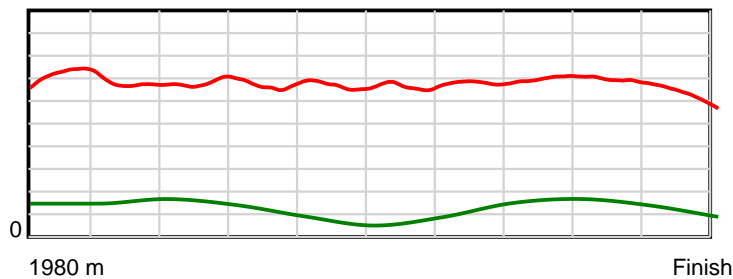
10 m Stride length



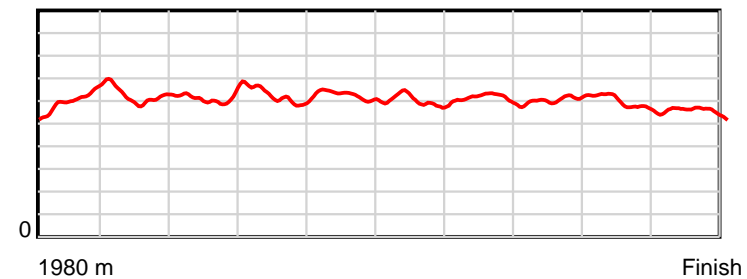
0.6 s Stride duration



20 m/sec Speed



100 % Stride efficiency



Note: Horizontal distance axis grid lines are 200m furlongs.

Disclaimer.

HRNZ and NZMTC and Thoroughbred Ratings Pty Ltd accepts no responsibility for the completeness or accuracy of any of the information contained herein, and makes no representations about its suitability for any particular purpose. Users should make their own judgements about those matters and/or seek independent advice. You assume all risks associated with use of the data provided on this page.

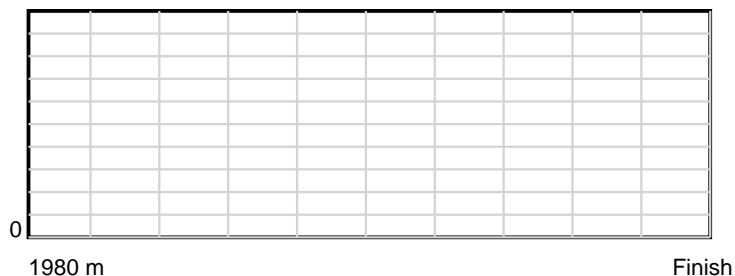


Race Results

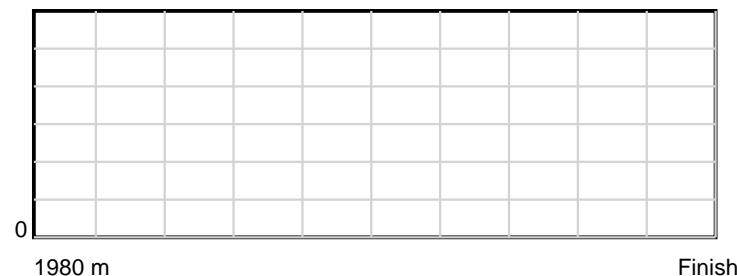
July 25, 2025, Race 8, GOLD BAND TAXIS MOBILE PACE, Distance 1980m, Addington - Survey 1980m

Result	TAB no.	Horse (Barrier)	1980 to	1800m to	1600m to	1400m to	1200m to	1000m to	800m to	600m to	400m to	200m to	Total or	Margin
12th	6	B My Lover (7)	1800m	1600m	1400m	1200m	1000m	800m	600m	400m	200m	WP	Average	
		Position in running (margin)	-	6(3.4)	12(11.9)	12(15.0)	12(13.9)	12(13.4)	12(13.3)	12(19.9)	12(34.3)	12(78.4)		125.00
		Sectional time (s)	12.72	16.28	15.14	14.91	15.23	15.37	15.82	17.00	21.99	24.30		
		Cumulative time (s)	168.76	156.04	139.76	124.62	109.71	94.48	79.11	63.29	46.29	24.30	2:48.76	
		Speed (m/s)	14.15	12.29	13.21	13.41	13.13	13.01	12.64	11.76	9.10	8.23	11.73	
		Stride length (m)	0.00	0.00	0.00	0.00	0.00	0.00	0.00	0.00	0.00	0.00	nan	
		Stride duration (s)	0.000	0.000	0.000	0.000	0.000	0.000	0.000	0.000	0.000	0.000	nan	
		Stride efficiency (%)	0.00	0.00	0.00	0.00	0.00	0.00	0.00	0.00	0.00	0.00	nan	
		Stride count	0.00	0.00	0.00	0.00	0.00	0.00	0.00	0.00	0.00	0.00	0.00	

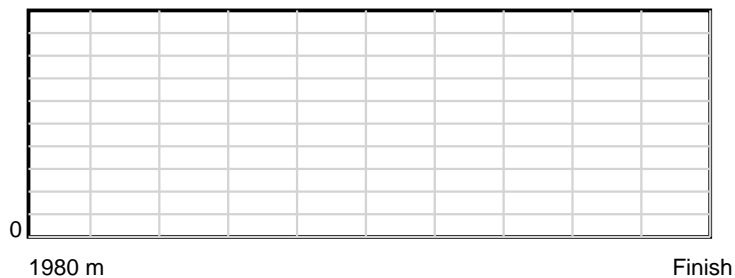
10 m Stride length



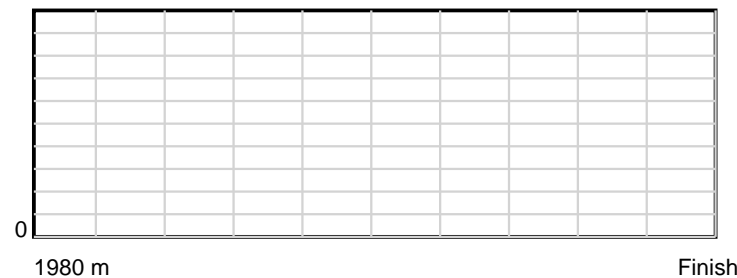
0.6 s Stride duration



20 m/sec Speed



100 % Stride efficiency



Note: Horizontal distance axis grid lines are 200m furlongs.

Disclaimer.

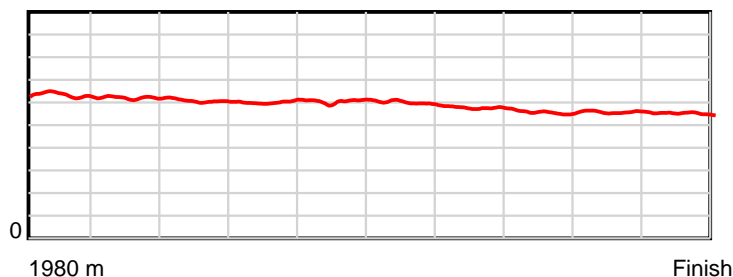
HRNZ and NZMTC and Thoroughbred Ratings Pty Ltd accepts no responsibility for the completeness or accuracy of any of the information contained herein, and makes no representations about its suitability for any particular purpose. Users should make their own judgements about those matters and/or seek independent advice. You assume all risks associated with use of the data provided on this page.

Race Results

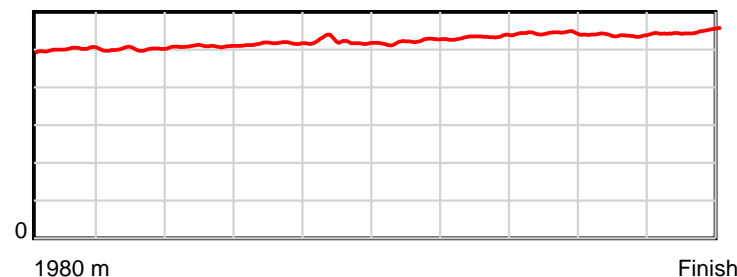
July 25, 2025, Race 8, GOLD BAND TAXIS MOBILE PACE, Distance 1980m, Addington - Survey 1980m

Result	TAB no.	Horse (Barrier)	1980 to	1800m to	1600m to	1400m to	1200m to	1000m to	800m to	600m to	400m to	200m to	Total or	Margin
13th	9	Didjamakeanimp... (10)	1800m	1600m	1400m	1200m	1000m	800m	600m	400m	200m	WP	Average	
		Position in running (margin)	-	13(46.4)	13(55.9)	13(70.0)	13(82.9)	13(96.7)	13(111.6)	13(135.6)	13(167.1)	13(196.9)		211.10
		Sectional time (s)	20.08	16.43	16.98	17.25	17.61	17.86	18.72	19.86	19.61	19.86		
		Cumulative time (s)	184.26	164.18	147.75	130.77	113.52	95.91	78.05	59.33	39.47	19.86	3:04.26	
		Speed (m/s)	8.96	12.17	11.78	11.59	11.36	11.20	10.68	10.07	10.20	10.07	10.75	
		Stride length (m)	6.26	6.10	5.99	5.99	5.93	5.85	5.71	5.48	5.49	5.52	5.82	
		Stride duration (s)	0.501	0.501	0.509	0.516	0.522	0.522	0.534	0.544	0.539	0.548	0.541	
		Stride efficiency (%)	61.14	58.18	56.07	56.00	54.99	53.42	50.93	46.88	47.17	47.59	52.85	
		Stride count	28.78	32.78	33.39	33.41	33.71	34.21	35.03	36.51	36.40	36.24	340.46	

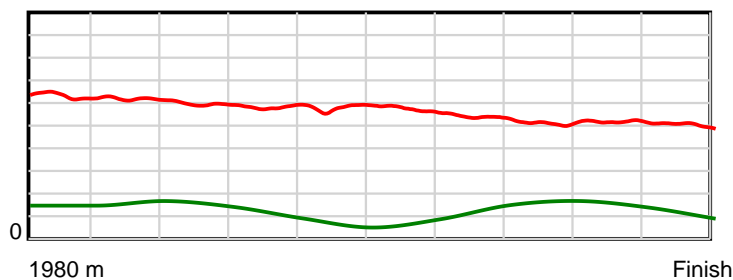
10 m Stride length



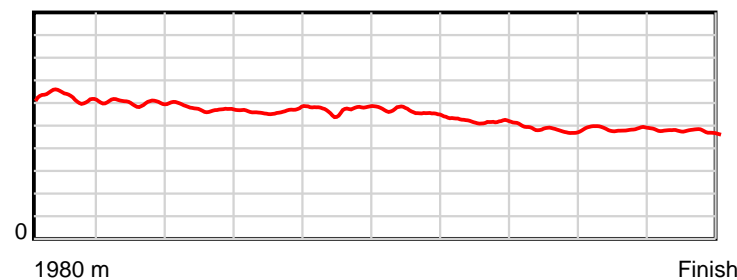
0.6 s Stride duration



20 m/sec Speed



100 % Stride efficiency



Note: Horizontal distance axis grid lines are 200m furlongs.

Disclaimer.

HRNZ and NZMTC and Thoroughbred Ratings Pty Ltd accepts no responsibility for the completeness or accuracy of any of the information contained herein, and makes no representations about its suitability for any particular purpose. Users should make their own judgements about those matters and/or seek independent advice. You assume all risks associated with use of the data provided on this page.