



Race Results

NZ Metropolitan Trotting Club Inc, HRNZ, July 25, 2025

Compilation date: July 25, 2025, 9:34:08 PM (NZST)

Copyright © 2025 HRNZ and NZMTC. All rights reserved.

Trademarks.

StrideMASTER is a registered trademark of Thoroughbred Ratings Pty Ltd.

Disclaimer.

HRNZ and NZMTC and Thoroughbred Ratings Pty Ltd accepts no responsibility for the completeness or accuracy of any of the information contained herein, and makes no representations about its suitability for any particular purpose. Users should make their own judgements about those matters and/or seek independent advice. You assume all risks associated with use of the data provided on this page.



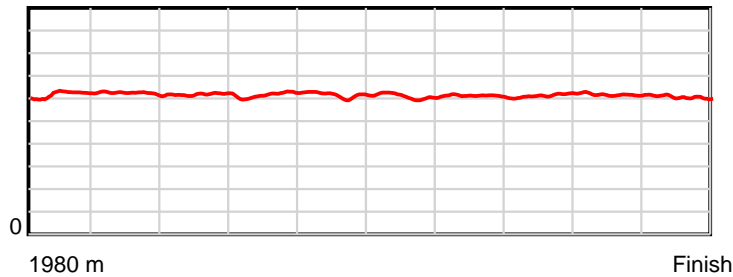
Race Results



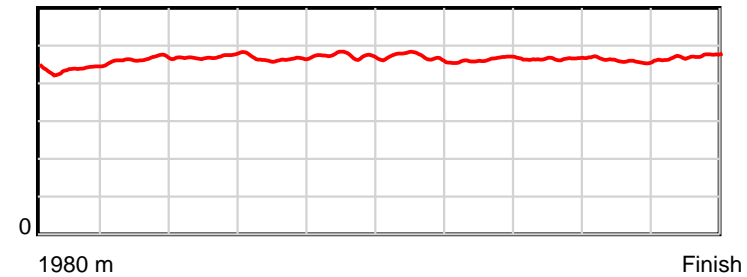
July 25, 2025, Race 2, CONTINENTAL EVENT HIRE MOBILE TROT, Distance 1980m, Addington - Survey 1980m

Result	TAB no.	Horse (Barrier)	1980 to	1800m to	1600m to	1400m to	1200m to	1000m to	800m to	600m to	400m to	200m to	Total or	Margin
1st	3	Origin (3)	1800m	1600m	1400m	1200m	1000m	800m	600m	400m	200m	WP	Average	
		Position in running (margin)	-	4(4.4)	4(8.1)	4(6.8)	4(6.6)	4(7.8)	4(6.7)	3(4.0)	2(3.1)	2(1.1)		0.00
		Sectional time (s)	13.01	15.07	15.31	15.22	15.46	15.68	15.27	15.57	15.11	15.87		
		Cumulative time (s)	151.57	138.56	123.49	108.18	92.96	77.50	61.82	46.55	30.98	15.87	2:31.57	
		Speed (m/s)	13.84	13.27	13.06	13.14	12.94	12.76	13.10	12.85	13.24	12.60	13.06	
		Stride length (m)	6.06	6.16	6.16	6.11	6.12	6.00	6.07	5.97	6.10	5.95	6.07	
		Stride duration (s)	0.436	0.465	0.471	0.465	0.473	0.471	0.463	0.464	0.461	0.472	0.465	
		Stride efficiency (%)	57.48	59.38	59.22	58.34	58.52	56.31	57.54	55.61	58.06	55.26	57.55	
		Stride count	29.68	32.45	32.49	32.73	32.68	33.32	32.96	33.53	32.81	33.63	326.28	

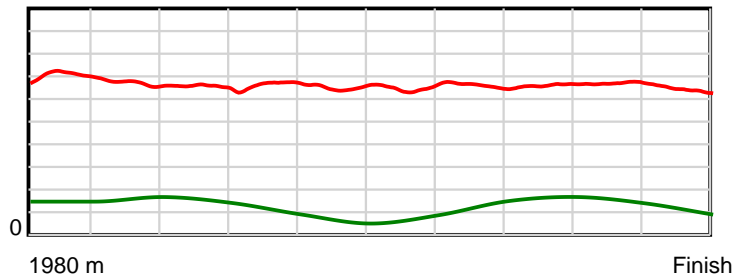
10 m Stride length



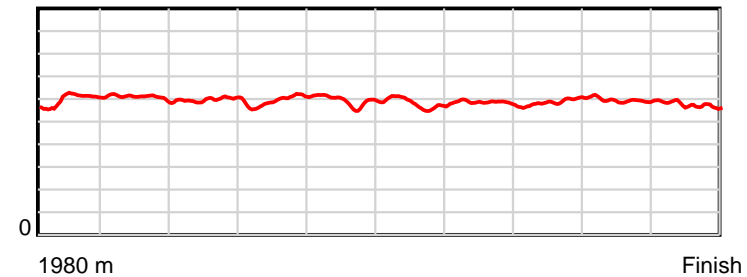
0.6 s Stride duration



20 m/sec Speed



100 % Stride efficiency



Note: Horizontal distance axis grid lines are 200m furlongs.

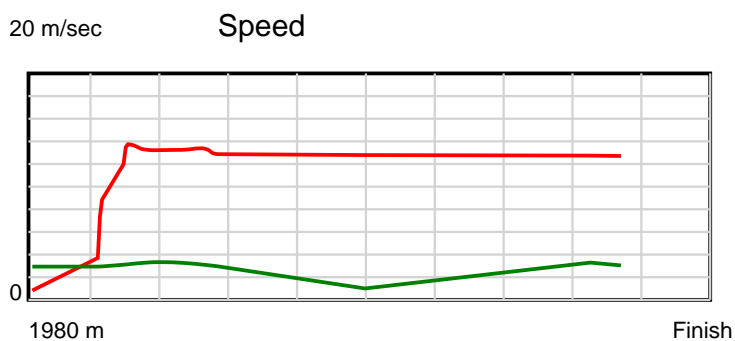
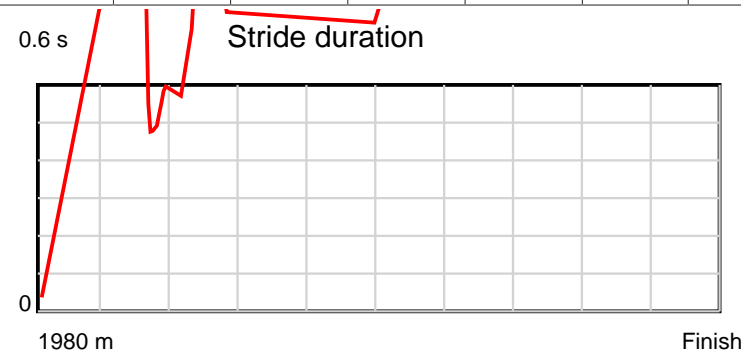
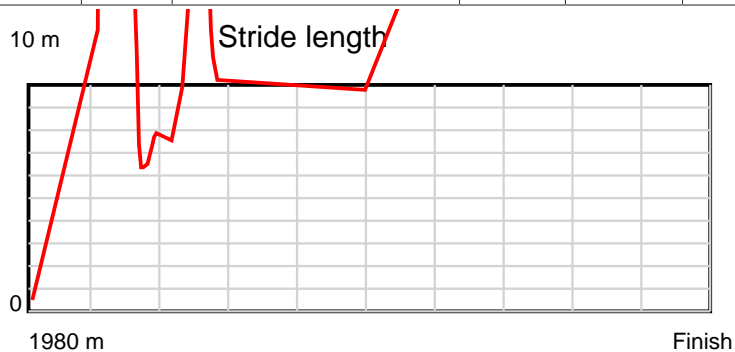
Disclaimer.

HRNZ and NZMTC and Thoroughbred Ratings Pty Ltd accepts no responsibility for the completeness or accuracy of any of the information contained herein, and makes no representations about its suitability for any particular purpose. Users should make their own judgements about those matters and/or seek independent advice. You assume all risks associated with use of the data provided on this page.

Race Results

July 25, 2025, Race 2, CONTINENTAL EVENT HIRE MOBILE TROT, Distance 1980m, Addington - Survey 1980m

Result	TAB no.	Horse (Barrier)	1980 to	1800m to	1600m to	1400m to	1200m to	1000m to	800m to	600m to	400m to	200m to	Total or	Margin
2nd	7	Kowhai Sunburs... (7)	1800m	1600m	1400m	1200m	1000m	800m	600m	400m	200m	WP	Average	
		Position in running (margin)	-	3(1.9)	3(5.3)	3(4.3)	2(0.2)	1(0.0)	1(0.0)	1(0.0)	1(0.0)	1(0.0)		0.20
		Sectional time (s)	12.81	15.03	15.35	14.56	15.22	15.88	15.70	15.72	15.45	15.88		
		Cumulative time (s)	151.60	138.79	123.76	108.41	93.85	78.63	62.75	47.05	31.33	15.88	2:31.60	
		Speed (m/s)	14.05	13.31	13.03	13.74	13.14	12.59	12.74	12.72	12.94	12.59	13.06	
		Stride length (m)	45.26	7.38	10.55	13.42	13.44	404.75	409.33	408.87	197.62	86.55	23.40	
		Stride duration (s)	3.173	0.555	0.810	0.978	1.023	32.138	32.138	32.138	15.266	6.871	1.792	
		Stride efficiency (%)	3201.45	85.11	173.97	281.54	282.22	256003.94	261824.36	261241.73	61027.28	11706.60	855.96	
		Stride count	3.98	27.10	18.95	14.90	14.88	0.49	0.49	0.49	1.01	2.31	84.60	



Note: Horizontal distance axis grid lines are 200m furlongs.

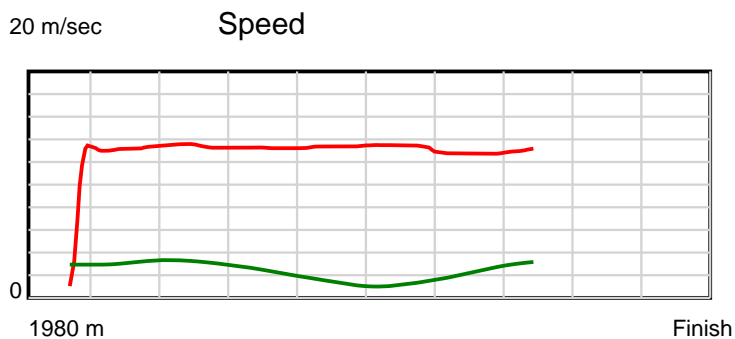
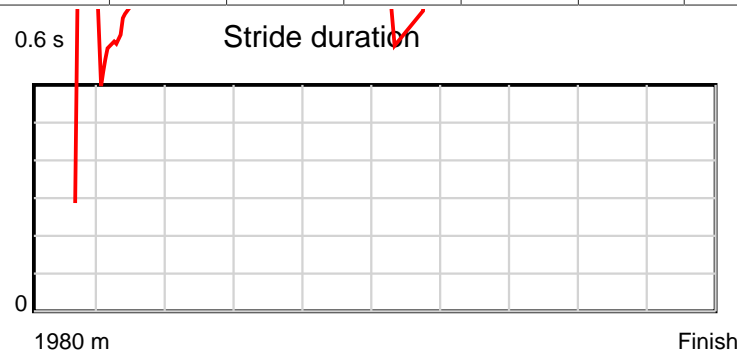
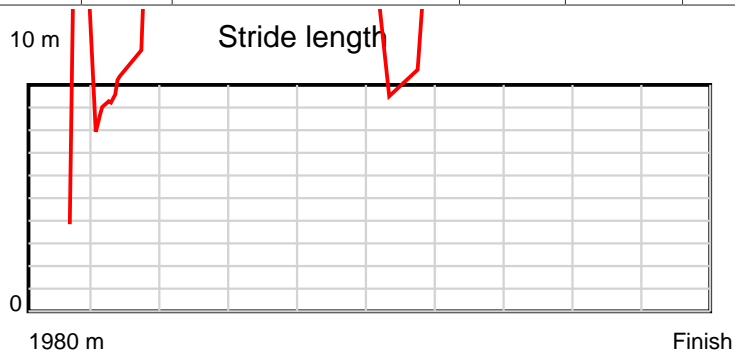
Disclaimer.

HRNZ and NZMTC and Thoroughbred Ratings Pty Ltd accepts no responsibility for the completeness or accuracy of any of the information contained herein, and makes no representations about its suitability for any particular purpose. Users should make their own judgements about those matters and/or seek independent advice. You assume all risks associated with use of the data provided on this page.

Race Results

July 25, 2025, Race 2, CONTINENTAL EVENT HIRE MOBILE TROT, Distance 1980m, Addington - Survey 1980m

Result	TAB no.	Horse (Barrier)	1980 to	1800m to	1600m to	1400m to	1200m to	1000m to	800m to	600m to	400m to	200m to	Total or	Margin
3rd	8	Lexicon (0)	1800m	1600m	1400m	1200m	1000m	800m	600m	400m	200m	WP	Average	
		Position in running (margin)	-	8(9.3)	8(14.3)	8(12.6)	7(11.2)	7(10.8)	7(11.4)	7(9.1)	3(5.0)	3(2.2)		0.40
		Sectional time (s)	13.91	15.31	15.22	15.02	15.20	15.97	15.32	15.05	14.97	15.67		
		Cumulative time (s)	151.64	137.73	122.42	107.20	92.18	76.98	61.01	45.69	30.64	15.67	2:31.64	
		Speed (m/s)	12.94	13.06	13.14	13.32	13.16	12.52	13.05	13.29	13.36	12.76	13.06	
		Stride length (m)	19.10	7.54	21.65	15.32	14.80	13.86	21.60	13.82	17.72	16.93	14.88	
		Stride duration (s)	1.408	0.577	1.648	1.150	1.124	1.107	1.654	1.040	1.326	1.326	1.140	
		Stride efficiency (%)	569.96	88.78	732.66	366.53	342.14	300.01	728.86	298.34	490.60	447.68	346.12	
		Stride count	9.42	26.53	9.24	13.06	13.52	14.43	9.26	14.47	11.29	11.82	133.04	



Note: Horizontal distance axis grid lines are 200m furlongs.

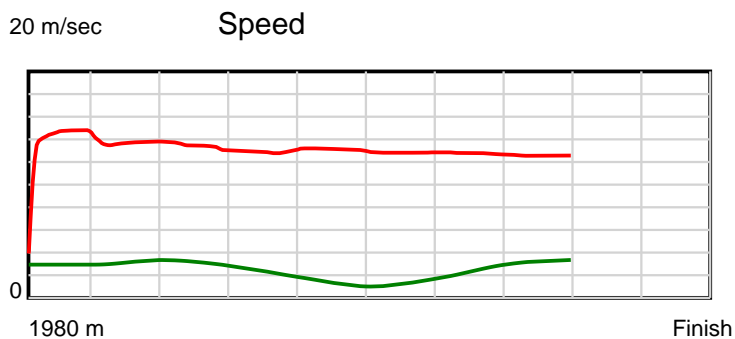
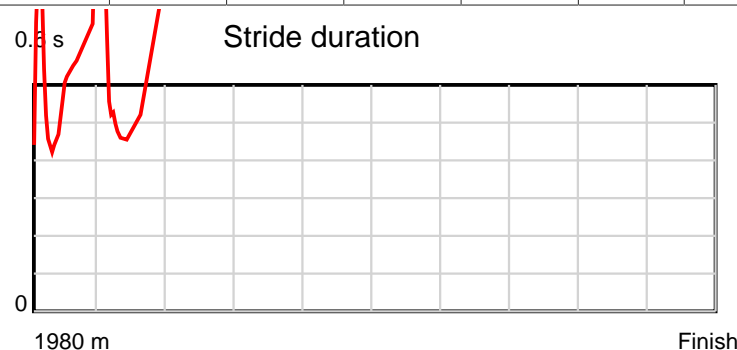

Disclaimer.

HRNZ and NZMTC and Thoroughbred Ratings Pty Ltd accepts no responsibility for the completeness or accuracy of any of the information contained herein, and makes no representations about its suitability for any particular purpose. Users should make their own judgements about those matters and/or seek independent advice. You assume all risks associated with use of the data provided on this page.

Race Results

July 25, 2025, Race 2, CONTINENTAL EVENT HIRE MOBILE TROT, Distance 1980m, Addington - Survey 1980m

Result	TAB no.	Horse (Barrier)	1980 to	1800m to	1600m to	1400m to	1200m to	1000m to	800m to	600m to	400m to	200m to	Total or	Margin
4th	6	Geraldine Clow... (6)	1800m	1600m	1400m	1200m	1000m	800m	600m	400m	200m	WP	Average	
		Position in running (margin)	-	2(1.5)	2(3.4)	2(2.3)	3(2.1)	3(4.6)	3(4.5)	4(5.2)	4(5.1)	4(3.2)		2.60
		Sectional time (s)	12.72	14.78	15.33	15.22	15.67	15.87	15.81	15.70	15.14	15.80		
		Cumulative time (s)	152.04	139.32	124.54	109.21	93.99	78.32	62.45	46.64	30.94	15.80	2:32.04	
		Speed (m/s)	14.15	13.53	13.05	13.14	12.76	12.60	12.65	12.74	13.21	12.66	13.02	
		Stride length (m)	7.90	11.67	10.31	9.60	23.93	25.28	18.22	8.10	125.66	120.48	14.63	
		Stride duration (s)	0.553	0.862	0.790	0.730	1.875	2.006	1.440	0.636	9.515	9.515	1.123	
		Stride efficiency (%)	97.53	212.68	166.21	143.90	894.65	998.53	518.87	102.47	24675.97	22683.07	334.41	
		Stride count	22.78	17.14	19.39	20.84	8.36	7.91	10.98	24.70	1.59	1.66	135.35	



Note: Horizontal distance axis grid lines are 200m furlongs.

Disclaimer.

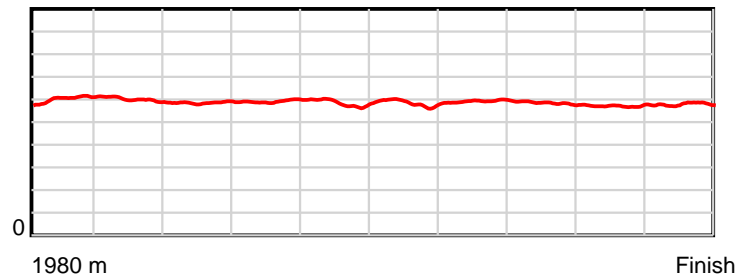
HRNZ and NZMTC and Thoroughbred Ratings Pty Ltd accepts no responsibility for the completeness or accuracy of any of the information contained herein, and makes no representations about its suitability for any particular purpose. Users should make their own judgements about those matters and/or seek independent advice. You assume all risks associated with use of the data provided on this page.

Race Results

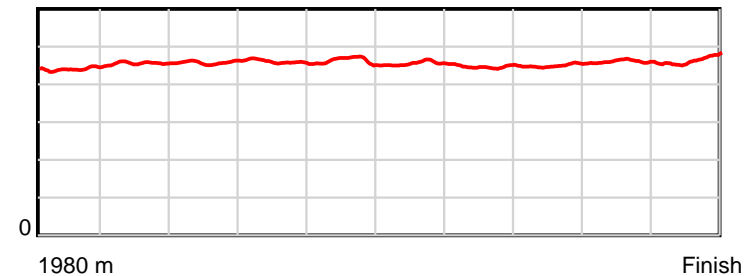
July 25, 2025, Race 2, CONTINENTAL EVENT HIRE MOBILE TROT, Distance 1980m, Addington - Survey 1980m

Result	TAB no.	Horse (Barrier)	1980 to	1800m to	1600m to	1400m to	1200m to	1000m to	800m to	600m to	400m to	200m to	Total or	Margin
5th	2	Mollys Remedy (2)	1800m	1600m	1400m	1200m	1000m	800m	600m	400m	200m	WP	Average	
		Position in running (margin)	-	6(7.1)	6(11.8)	7(11.4)	8(13.3)	8(17.2)	8(16.8)	8(12.5)	7(10.8)	6(14.5)		15.00
		Sectional time (s)	13.73	15.26	15.45	15.56	15.91	15.80	14.99	15.44	16.07	16.06		
		Cumulative time (s)	154.27	140.54	125.28	109.83	94.27	78.36	62.56	47.57	32.13	16.06	2:34.27	
		Speed (m/s)	13.11	13.11	12.94	12.85	12.57	12.66	13.34	12.95	12.45	12.45	12.83	
		Stride length (m)	5.94	5.97	5.93	5.92	5.81	5.77	5.96	5.83	5.73	5.78	5.86	
		Stride duration (s)	0.440	0.456	0.458	0.460	0.462	0.456	0.446	0.450	0.460	0.464	0.457	
		Stride efficiency (%)	55.05	55.70	54.94	54.76	52.77	51.95	55.45	53.08	51.33	52.28	53.68	
		Stride count	30.33	33.50	33.73	33.79	34.42	34.69	33.58	34.31	34.90	34.58	337.83	

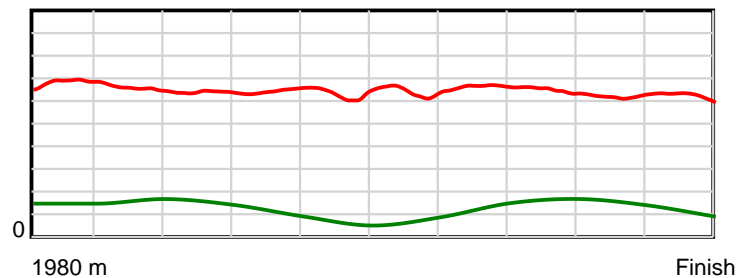
10 m Stride length



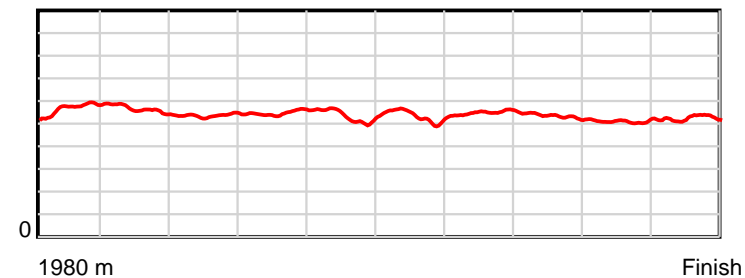
0.6 s Stride duration



20 m/sec Speed



100 % Stride efficiency



Note: Horizontal distance axis grid lines are 200m furlongs.

Disclaimer.

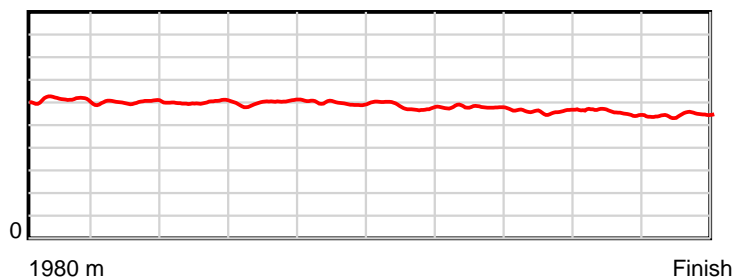
HRNZ and NZMTC and Thoroughbred Ratings Pty Ltd accepts no responsibility for the completeness or accuracy of any of the information contained herein, and makes no representations about its suitability for any particular purpose. Users should make their own judgements about those matters and/or seek independent advice. You assume all risks associated with use of the data provided on this page.

Race Results

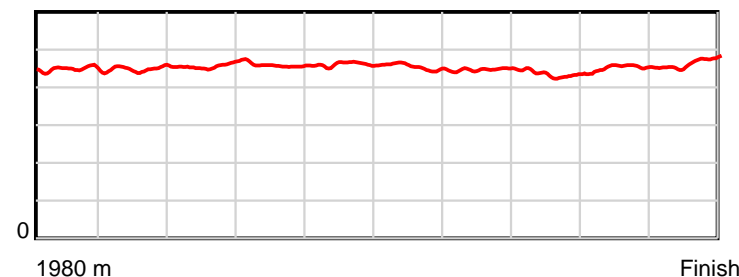
July 25, 2025, Race 2, CONTINENTAL EVENT HIRE MOBILE TROT, Distance 1980m, Addington - Survey 1980m

Result	TAB no.	Horse (Barrier)	1980 to	1800m to	1600m to	1400m to	1200m to	1000m to	800m to	600m to	400m to	200m to	Total or	Margin
6th	5	Lady Lucinda (5)	1800m	1600m	1400m	1200m	1000m	800m	600m	400m	200m	WP	Average	
		Position in running (margin)	-	5(5.8)	5(10.3)	5(9.2)	5(9.1)	6(10.0)	6(9.0)	5(6.8)	6(7.6)	5(13.0)		18.50
		Sectional time (s)	13.38	15.22	15.34	15.23	15.40	15.72	15.34	15.85	16.35	17.07		
		Cumulative time (s)	154.90	141.52	126.30	110.96	95.73	80.33	64.61	49.27	33.42	17.07	2:34.90	
		Speed (m/s)	13.45	13.14	13.04	13.13	12.99	12.72	13.04	12.62	12.23	11.72	12.78	
		Stride length (m)	6.10	5.90	5.95	6.02	5.99	5.77	5.83	5.49	5.52	5.46	5.79	
		Stride duration (s)	0.448	0.449	0.457	0.459	0.461	0.454	0.447	0.435	0.451	0.466	0.453	
		Stride efficiency (%)	58.15	54.44	55.40	56.68	56.02	52.08	53.12	47.13	47.66	46.58	52.44	
		Stride count	29.51	33.89	33.59	33.21	33.40	34.64	34.30	36.42	36.22	36.63	341.81	

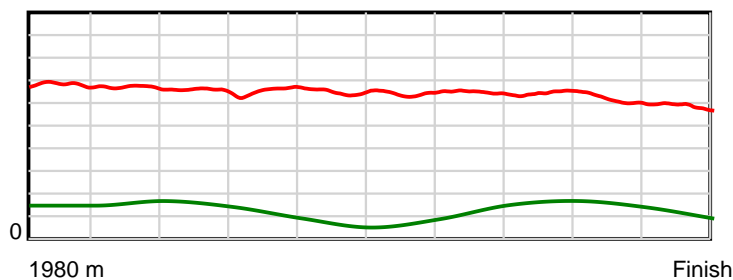
10 m Stride length



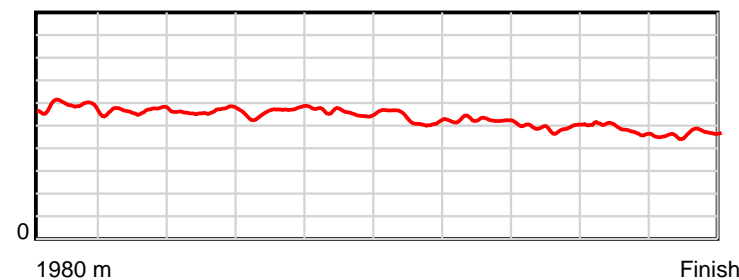
0.6 s Stride duration



20 m/sec Speed



100 % Stride efficiency



Note: Horizontal distance axis grid lines are 200m furlongs.

Disclaimer.

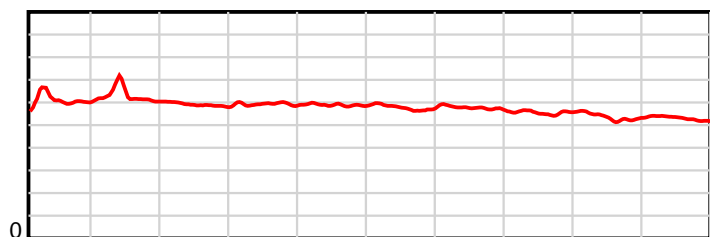
HRNZ and NZMTC and Thoroughbred Ratings Pty Ltd accepts no responsibility for the completeness or accuracy of any of the information contained herein, and makes no representations about its suitability for any particular purpose. Users should make their own judgements about those matters and/or seek independent advice. You assume all risks associated with use of the data provided on this page.

Race Results

July 25, 2025, Race 2, CONTINENTAL EVENT HIRE MOBILE TROT, Distance 1980m, Addington - Survey 1980m

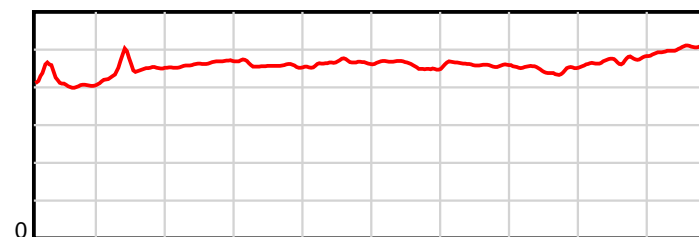
Result	TAB no.	Horse (Barrier)	1980 to	1800m to	1600m to	1400m to	1200m to	1000m to	800m to	600m to	400m to	200m to	Total or	Margin
7th	1	Muscle Dash (1)	1800m	1600m	1400m	1200m	1000m	800m	600m	400m	200m	WP	Average	
		Position in running (margin)	-	1(0.0)	1(0.0)	1(0.0)	1(0.0)	2(2.8)	2(2.7)	2(3.3)	5(5.4)	7(17.7)		34.60
		Sectional time (s)	12.46	14.47	15.51	15.25	15.72	15.87	15.80	16.07	17.49	19.16		
		Cumulative time (s)	157.80	145.34	130.87	115.36	100.11	84.39	68.52	52.72	36.65	19.16	2:37.80	
		Speed (m/s)	14.45	13.82	12.89	13.11	12.72	12.60	12.66	12.45	11.44	10.44	12.55	
		Stride length (m)	6.04	6.21	5.97	6.01	5.91	5.79	5.83	5.56	5.40	5.31	5.79	
		Stride duration (s)	0.413	0.449	0.463	0.459	0.465	0.459	0.460	0.447	0.472	0.509	0.461	
		Stride efficiency (%)	57.07	60.26	55.73	56.50	54.63	52.30	53.05	48.35	45.53	44.04	52.33	
		Stride count	29.78	32.21	33.49	33.26	33.83	34.57	34.33	35.95	37.05	37.67	342.14	

10 m Stride length



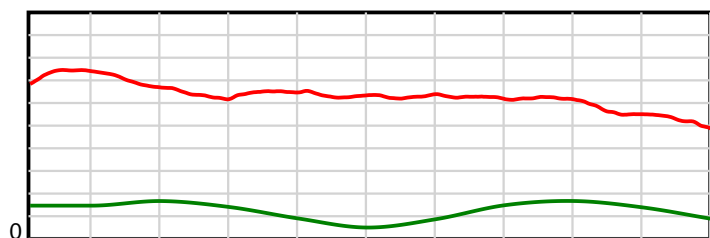
1980 m Finish

0.6 s Stride duration



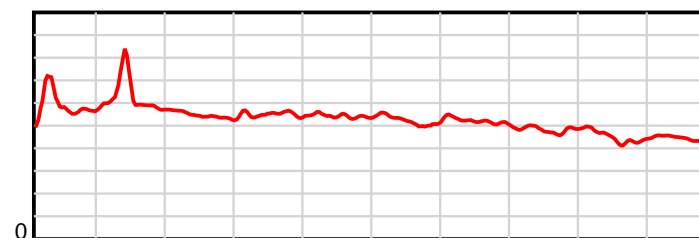
1980 m Finish

20 m/sec Speed



1980 m Finish

100 % Stride efficiency



1980 m Finish

Note: Horizontal distance axis grid lines are 200m furlongs.

Disclaimer.

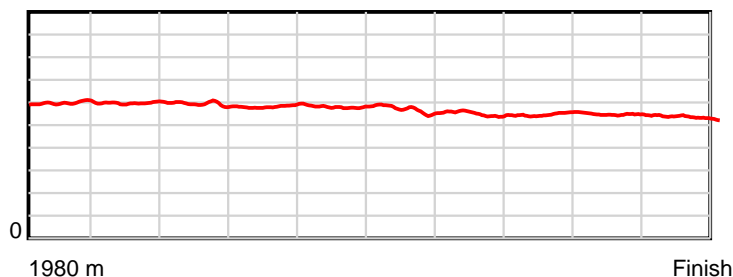
HRNZ and NZMTC and Thoroughbred Ratings Pty Ltd accepts no responsibility for the completeness or accuracy of any of the information contained herein, and makes no representations about its suitability for any particular purpose. Users should make their own judgements about those matters and/or seek independent advice. You assume all risks associated with use of the data provided on this page.

Race Results

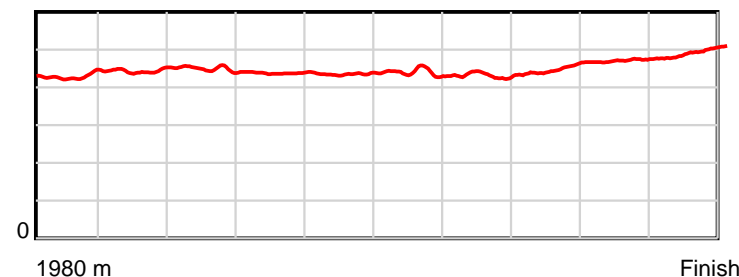
July 25, 2025, Race 2, CONTINENTAL EVENT HIRE MOBILE TROT, Distance 1980m, Addington - Survey 1980m

Result	TAB no.	Horse (Barrier)	1980 to	1800m to	1600m to	1400m to	1200m to	1000m to	800m to	600m to	400m to	200m to	Total or	Margin
8th	4	Sheep (4)	1800m	1600m	1400m	1200m	1000m	800m	600m	400m	200m	WP	Average	
		Position in running (margin)	-	7(7.8)	7(12.0)	6(10.8)	6(9.5)	5(8.9)	5(9.0)	6(9.0)	8(16.7)	8(30.1)		42.30
		Sectional time (s)	13.74	15.16	15.32	15.03	15.16	15.89	15.70	17.00	17.67	18.51		
		Cumulative time (s)	159.18	145.44	130.28	114.96	99.93	84.77	68.88	53.18	36.18	18.51	2:39.18	
		Speed (m/s)	13.10	13.19	13.05	13.31	13.19	12.59	12.74	11.76	11.32	10.80	12.44	
		Stride length (m)	5.93	5.86	5.86	5.83	5.74	5.53	5.50	5.28	5.34	5.34	5.61	
		Stride duration (s)	0.429	0.444	0.449	0.438	0.435	0.439	0.432	0.449	0.472	0.494	0.451	
		Stride efficiency (%)	55.04	53.62	53.67	53.10	51.44	47.79	47.20	43.56	44.52	44.59	49.13	
		Stride count	30.33	34.14	34.13	34.31	34.86	36.17	36.39	37.88	37.47	37.44	353.12	

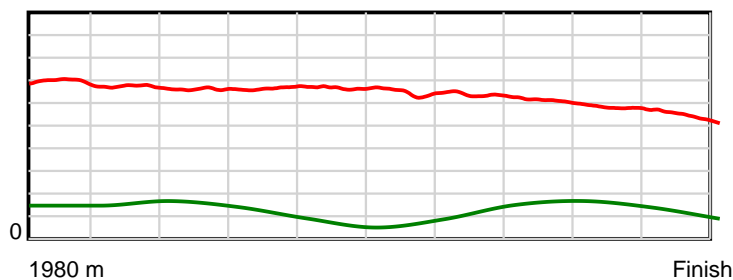
10 m Stride length



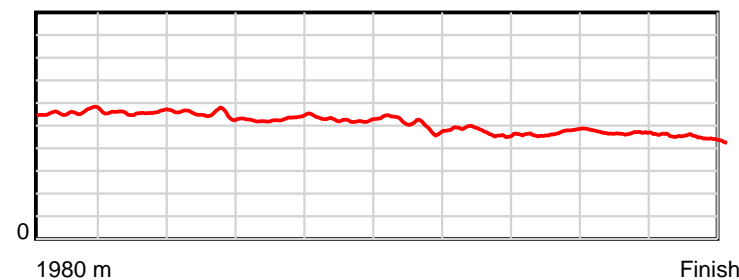
0.6 s Stride duration



20 m/sec Speed



100 % Stride efficiency



Note: Horizontal distance axis grid lines are 200m furlongs.

Disclaimer.

HRNZ and NZMTC and Thoroughbred Ratings Pty Ltd accepts no responsibility for the completeness or accuracy of any of the information contained herein, and makes no representations about its suitability for any particular purpose. Users should make their own judgements about those matters and/or seek independent advice. You assume all risks associated with use of the data provided on this page.



Race Results



July 25, 2025, Race 3, IRT. YOUR HORSE. OUR PASSION. WINTER REWARDS MOBILE PACE, Distance 2600m, Addington - Survey 3200m

Result	TAB no.	Horse (Barrier)	2600 to	2400m to
1st	7	Mouton Cadet (7)	2400m	2200m
		Position in running (margin)	-	1(0.0)
		Sectional time (s)	13.24	15.05
		Cumulative time (s)	196.14	182.90
		Speed (m/s)	15.11	13.29
		Stride length (m)	6.32	6.11
		Stride duration (s)	0.413	0.459
		Stride efficiency (%)	62.36	58.26
		Stride count	31.66	32.76

Disclaimer.

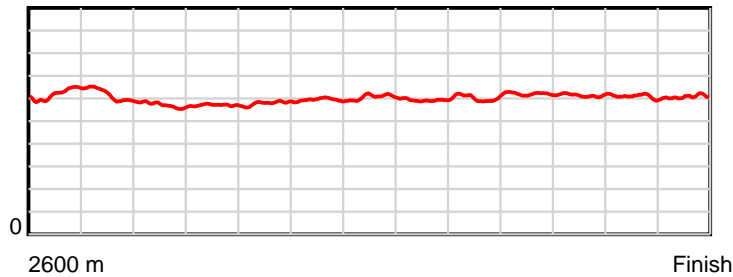
HRNZ and NZMTC and Thoroughbred Ratings Pty Ltd accepts no responsibility for the completeness or accuracy of any of the information contained herein, and makes no representations about its suitability for any particular purpose. Users should make their own judgements about those matters and/or seek independent advice. You assume all risks associated with use of the data provided on this page.

Race Results

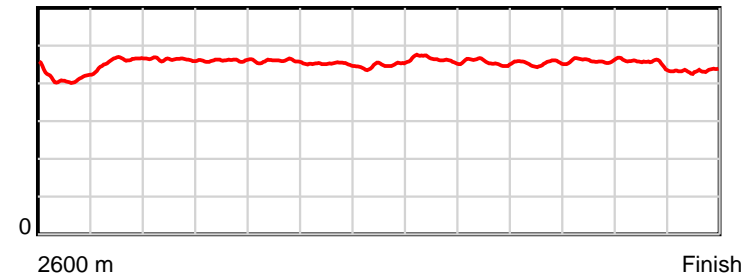
July 25, 2025, Race 3, IRT. YOUR HORSE. OUR PASSION. WINTER REWARDS MOBILE PACE, Distance 2600m, Addington - Survey 3200m

Result	TAB no.	Horse (Barrier)	2200m to	2000m to	1800m to	1600m to	1400m to	1200m to	1000m to	800m to	600m to	400m to	200m to	Total or	Margin
1st	7	Mouton Cadet (7)	2000m	1800m	1600m	1400m	1200m	1000m	800m	600m	400m	200m	WP	Average	
		Position in running (margin)	1(0.0)	1(0.0)	1(0.0)	1(0.0)	1(0.0)	3(2.3)	3(2.6)	3(2.5)	4(2.0)	3(2.4)	3(2.6)		0.00
		Sectional time (s)	16.34	16.11	15.99	15.02	14.80	15.52	15.29	14.61	15.14	14.80	14.23		
		Cumulative time (s)	167.85	151.51	135.40	119.41	104.39	89.59	74.07	58.78	44.17	29.03	14.23	3:16.14	
		Speed (m/s)	12.24	12.41	12.51	13.32	13.51	12.89	13.08	13.69	13.21	13.51	14.05	13.26	
		Stride length (m)	5.67	5.72	5.74	6.01	6.05	5.98	5.97	6.20	6.08	6.14	6.09	6.00	
		Stride duration (s)	0.463	0.461	0.459	0.451	0.448	0.464	0.456	0.453	0.460	0.454	0.433	0.453	
		Stride efficiency (%)	50.27	51.11	51.47	56.47	57.19	55.84	55.67	60.16	57.82	58.85	57.89	56.25	
		Stride count	35.26	34.97	34.85	33.27	33.06	33.46	33.51	32.23	32.88	32.59	32.86	433.36	

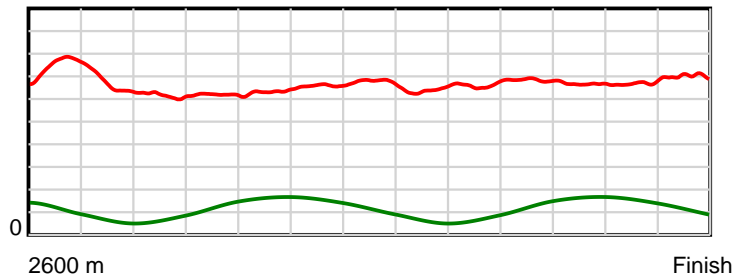
10 m Stride length



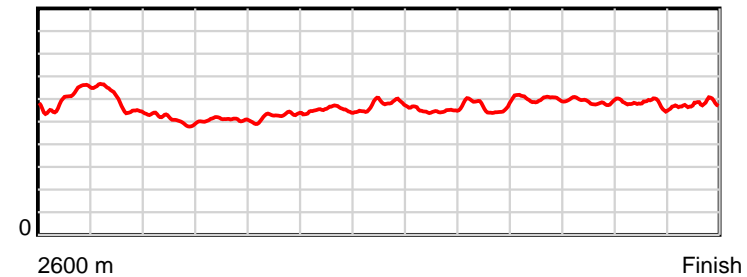
0.6 s Stride duration



20 m/sec Speed



100 % Stride efficiency



Note: Horizontal distance axis grid lines are 200m furlongs.

Disclaimer.

HRNZ and NZMTC and Thoroughbred Ratings Pty Ltd accepts no responsibility for the completeness or accuracy of any of the information contained herein, and makes no representations about its suitability for any particular purpose. Users should make their own judgements about those matters and/or seek independent advice. You assume all risks associated with use of the data provided on this page.



Race Results



July 25, 2025, Race 3, IRT. YOUR HORSE. OUR PASSION. WINTER REWARDS MOBILE PACE, Distance 2600m, Addington - Survey 3200m

Result	TAB no.	Horse (Barrier)	2600 to	2400m to
2nd	4	Gimmesomelovin (4)	2400m	2200m
		Position in running (margin)	-	4(4.6)
		Sectional time (s)	13.94	15.29
		Cumulative time (s)	196.19	182.25
		Speed (m/s)	14.35	13.08
		Stride length (m)	6.50	6.11
		Stride duration (s)	0.448	0.467
		Stride efficiency (%)	65.98	58.39
		Stride count	30.78	32.72

Disclaimer.

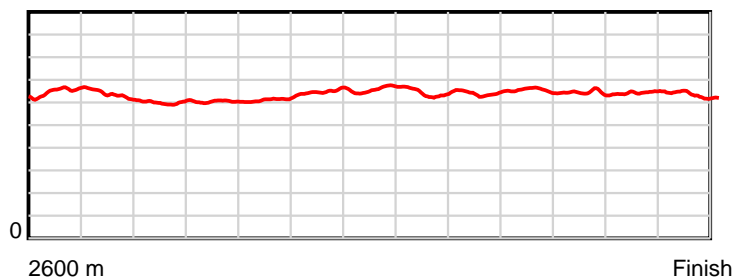
HRNZ and NZMTC and Thoroughbred Ratings Pty Ltd accepts no responsibility for the completeness or accuracy of any of the information contained herein, and makes no representations about its suitability for any particular purpose. Users should make their own judgements about those matters and/or seek independent advice. You assume all risks associated with use of the data provided on this page.

Race Results

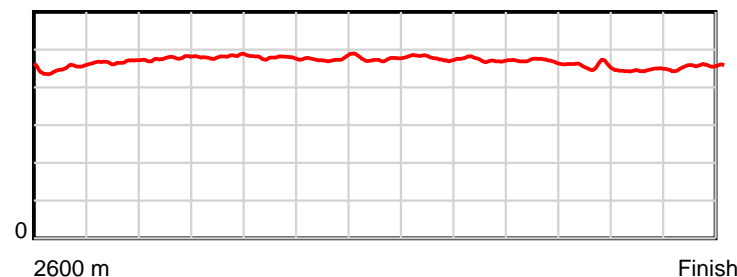
July 25, 2025, Race 3, IRT. YOUR HORSE. OUR PASSION. WINTER REWARDS MOBILE PACE, Distance 2600m, Addington - Survey 3200m

Result	TAB no.	Horse (Barrier)	2200m to	2000m to	1800m to	1600m to	1400m to	1200m to	1000m to	800m to	600m to	400m to	200m to	Total or	Margin
2nd	4	Gimmesomelovin (4)	2000m	1800m	1600m	1400m	1200m	1000m	800m	600m	400m	200m	WP	Average	
		Position in running (margin)	5(6.0)	7(6.5)	7(6.2)	9(7.0)	9(7.1)	9(8.6)	8(8.0)	8(7.2)	7(5.6)	6(4.2)	2(0.7)		0.30
		Sectional time (s)	16.42	16.05	16.13	15.03	14.67	15.37	15.18	14.42	14.85	14.16	14.68		
		Cumulative time (s)	166.96	150.54	134.49	118.36	103.33	88.66	73.29	58.11	43.69	28.84	14.68	3:16.19	
		Speed (m/s)	12.18	12.46	12.40	13.31	13.63	13.01	13.18	13.87	13.47	14.12	13.62	13.25	
		Stride length (m)	5.82	6.00	5.93	6.34	6.47	6.22	6.23	6.51	6.14	6.28	6.23	6.21	
		Stride duration (s)	0.478	0.482	0.479	0.477	0.475	0.478	0.473	0.469	0.456	0.445	0.457	0.468	
		Stride efficiency (%)	52.86	56.30	55.03	62.83	65.51	60.40	60.62	66.19	58.84	61.72	60.66	60.21	
		Stride count	34.39	33.32	33.70	31.54	30.89	32.17	32.11	30.73	32.59	31.82	32.10	418.86	

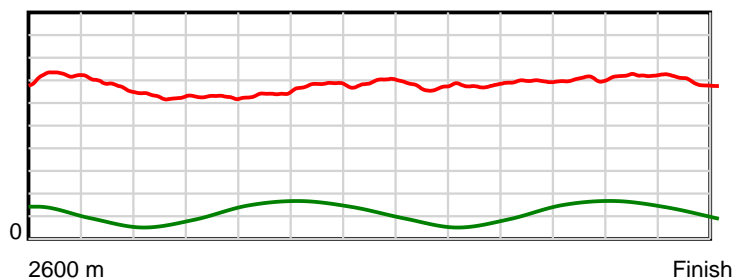
10 m Stride length



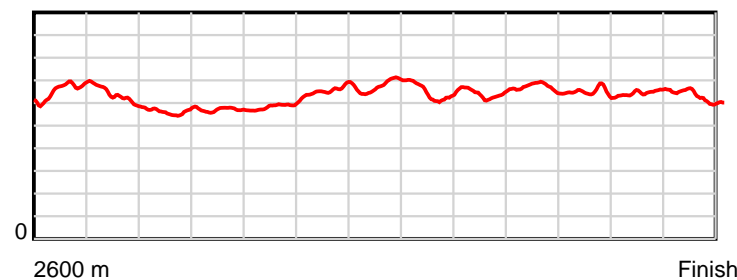
0.6 s Stride duration



20 m/sec Speed



100 % Stride efficiency



Note: Horizontal distance axis grid lines are 200m furlongs.

Disclaimer.

HRNZ and NZMTC and Thoroughbred Ratings Pty Ltd accepts no responsibility for the completeness or accuracy of any of the information contained herein, and makes no representations about its suitability for any particular purpose. Users should make their own judgements about those matters and/or seek independent advice. You assume all risks associated with use of the data provided on this page.



Race Results



July 25, 2025, Race 3, IRT. YOUR HORSE. OUR PASSION. WINTER REWARDS MOBILE PACE, Distance 2600m, Addington - Survey 3200m

Result	TAB no.	Horse (Barrier)	2600 to	2400m to
3rd	2	Major Happy (2)	2400m	2200m
		Position in running (margin)	-	5(6.2)
		Sectional time (s)	14.27	15.27
		Cumulative time (s)	196.21	181.94
		Speed (m/s)	14.02	13.10
		Stride length (m)	6.58	6.37
		Stride duration (s)	0.463	0.487
		Stride efficiency (%)	67.62	63.44
		Stride count	30.40	31.39

Disclaimer.

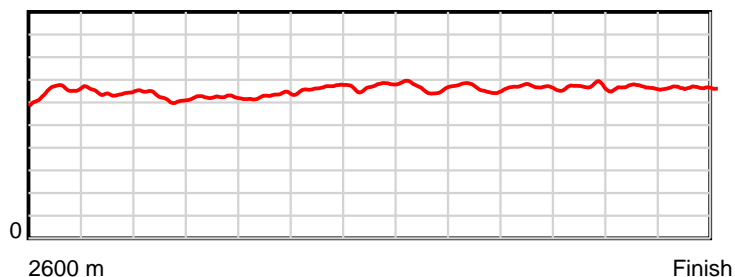
HRNZ and NZMTC and Thoroughbred Ratings Pty Ltd accepts no responsibility for the completeness or accuracy of any of the information contained herein, and makes no representations about its suitability for any particular purpose. Users should make their own judgements about those matters and/or seek independent advice. You assume all risks associated with use of the data provided on this page.

Race Results

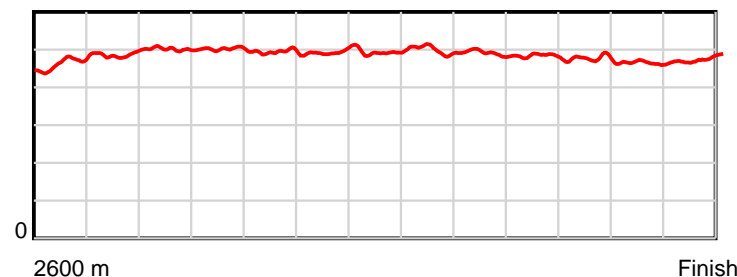
July 25, 2025, Race 3, IRT. YOUR HORSE. OUR PASSION. WINTER REWARDS MOBILE PACE, Distance 2600m, Addington - Survey 3200m

Result	TAB no.	Horse (Barrier)	2200m to	2000m to	1800m to	1600m to	1400m to	1200m to	1000m to	800m to	600m to	400m to	200m to	Total or	Margin
3rd	2	Major Happy (2)	2000m	1800m	1600m	1400m	1200m	1000m	800m	600m	400m	200m	WP	Average	
		Position in running (margin)	8(7.6)	8(8.3)	9(8.3)	12(8.7)	12(9.0)	11(10.6)	10(9.4)	10(9.0)	9(7.6)	8(5.6)	4(2.8)		0.40
		Sectional time (s)	16.45	16.12	16.06	15.06	14.69	15.28	15.23	14.46	14.73	14.28	14.31		
		Cumulative time (s)	166.67	150.22	134.10	118.04	102.98	88.29	73.01	57.78	43.32	28.59	14.31	3:16.21	
		Speed (m/s)	12.16	12.41	12.45	13.28	13.61	13.09	13.13	13.83	13.58	14.01	13.98	13.25	
		Stride length (m)	6.10	6.23	6.15	6.56	6.70	6.53	6.44	6.67	6.46	6.52	6.64	6.45	
		Stride duration (s)	0.502	0.502	0.494	0.494	0.492	0.499	0.491	0.482	0.476	0.465	0.475	0.487	
		Stride efficiency (%)	58.08	60.57	59.11	67.35	70.21	66.68	64.87	69.53	65.14	66.35	68.95	65.06	
		Stride count	32.81	32.12	32.52	30.46	29.84	30.62	31.04	29.98	30.98	30.69	30.11	402.96	

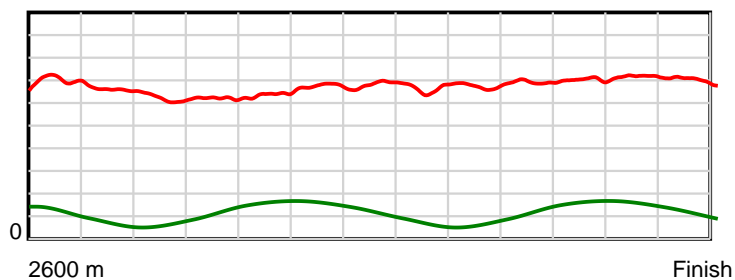
10 m Stride length



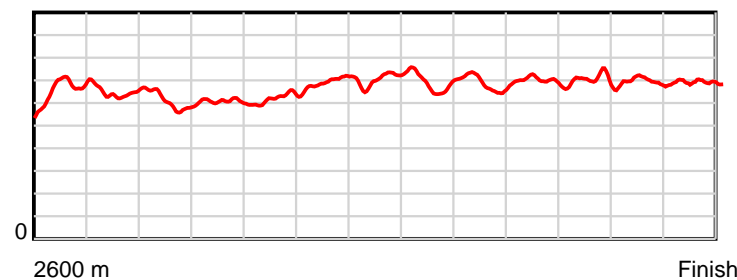
0.6 s Stride duration



20 m/sec Speed



100 % Stride efficiency



Note: Horizontal distance axis grid lines are 200m furlongs.

Disclaimer.

HRNZ and NZMTC and Thoroughbred Ratings Pty Ltd accepts no responsibility for the completeness or accuracy of any of the information contained herein, and makes no representations about its suitability for any particular purpose. Users should make their own judgements about those matters and/or seek independent advice. You assume all risks associated with use of the data provided on this page.



Race Results



July 25, 2025, Race 3, IRT. YOUR HORSE. OUR PASSION. WINTER REWARDS MOBILE PACE, Distance 2600m, Addington - Survey 3200m

Result	TAB no.	Horse (Barrier)	2600 to	2400m to
4th	6	Stubing (6)	2400m	2200m
		Position in running (margin)	-	2(1.9)
		Sectional time (s)	13.31	15.16
		Cumulative time (s)	196.30	182.99
		Speed (m/s)	15.03	13.19
		Stride length (m)	6.61	6.33
		Stride duration (s)	0.440	0.480
		Stride efficiency (%)	68.19	62.61
		Stride count	30.28	31.60

Disclaimer.

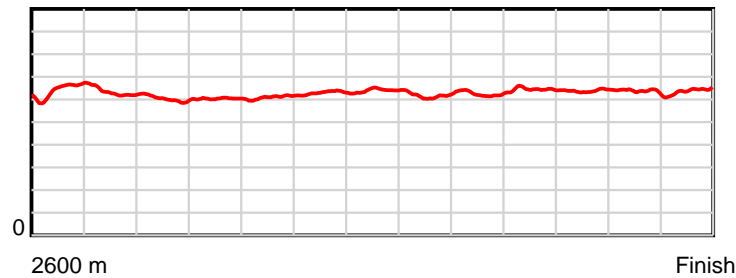
HRNZ and NZMTC and Thoroughbred Ratings Pty Ltd accepts no responsibility for the completeness or accuracy of any of the information contained herein, and makes no representations about its suitability for any particular purpose. Users should make their own judgements about those matters and/or seek independent advice. You assume all risks associated with use of the data provided on this page.

Race Results

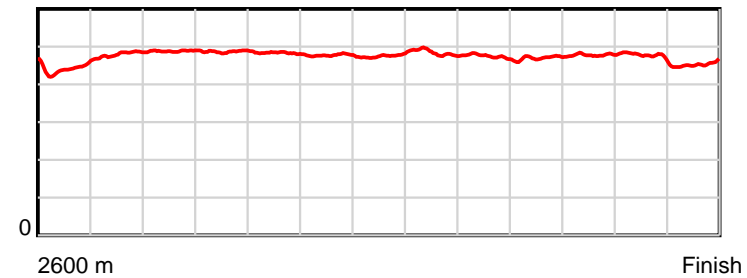
July 25, 2025, Race 3, IRT. YOUR HORSE. OUR PASSION. WINTER REWARDS MOBILE PACE, Distance 2600m, Addington - Survey 3200m

Result	TAB no.	Horse (Barrier)	2200m to	2000m to	1800m to	1600m to	1400m to	1200m to	1000m to	800m to	600m to	400m to	200m to	Total or	Margin
4th	6	Stubing (6)	2000m	1800m	1600m	1400m	1200m	1000m	800m	600m	400m	200m	WP	Average	
		Position in running (margin)	2(2.6)	3(2.4)	2(2.0)	2(2.1)	4(1.9)	4(4.3)	5(5.3)	5(4.8)	5(3.8)	7(4.5)	7(4.7)		0.90
		Sectional time (s)	16.31	16.04	16.01	14.99	14.82	15.64	15.21	14.54	15.18	14.80	14.29		
		Cumulative time (s)	167.83	151.52	135.48	119.47	104.48	89.66	74.02	58.81	44.27	29.09	14.29	3:16.30	
		Speed (m/s)	12.26	12.47	12.49	13.34	13.50	12.79	13.15	13.76	13.18	13.51	14.00	13.25	
		Stride length (m)	5.98	6.07	6.04	6.36	6.42	6.18	6.24	6.47	6.30	6.43	6.37	6.29	
		Stride duration (s)	0.488	0.487	0.483	0.477	0.476	0.483	0.475	0.470	0.478	0.476	0.455	0.475	
		Stride efficiency (%)	55.94	57.59	57.00	63.20	64.41	59.69	60.87	65.43	62.03	64.61	63.32	61.77	
		Stride count	33.43	32.94	33.12	31.45	31.15	32.36	32.04	30.91	31.74	31.10	31.42	413.54	

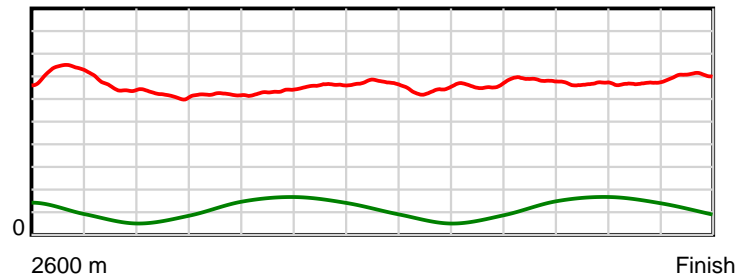
10 m Stride length



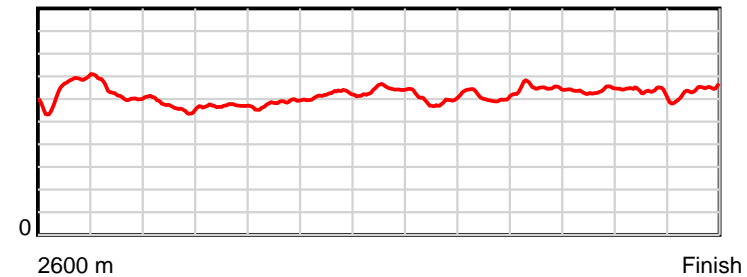
0.6 s Stride duration



20 m/sec Speed



100 % Stride efficiency



Note: Horizontal distance axis grid lines are 200m furlongs.

Disclaimer.

HRNZ and NZMTC and Thoroughbred Ratings Pty Ltd accepts no responsibility for the completeness or accuracy of any of the information contained herein, and makes no representations about its suitability for any particular purpose. Users should make their own judgements about those matters and/or seek independent advice. You assume all risks associated with use of the data provided on this page.



Race Results



July 25, 2025, Race 3, IRT. YOUR HORSE. OUR PASSION. WINTER REWARDS MOBILE PACE, Distance 2600m, Addington - Survey 3200m

Result	TAB no.	Horse (Barrier)	2600 to	2400m to
5th	10	Gliding High (10)	2400m	2200m
		Position in running (margin)	-	9(8.0)
		Sectional time (s)	14.65	15.06
		Cumulative time (s)	196.42	181.77
		Speed (m/s)	13.65	13.28
		Stride length (m)	6.33	6.19
		Stride duration (s)	0.445	0.466
		Stride efficiency (%)	62.64	59.78
		Stride count	31.59	32.33

Disclaimer.

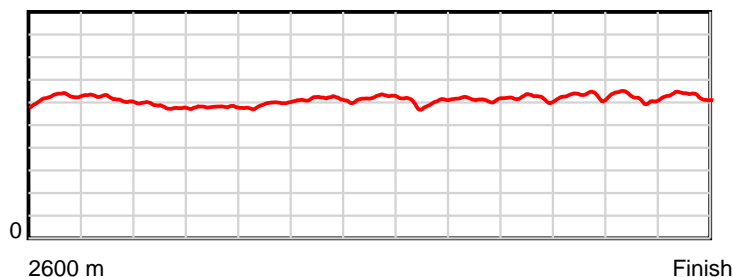
HRNZ and NZMTC and Thoroughbred Ratings Pty Ltd accepts no responsibility for the completeness or accuracy of any of the information contained herein, and makes no representations about its suitability for any particular purpose. Users should make their own judgements about those matters and/or seek independent advice. You assume all risks associated with use of the data provided on this page.

Race Results

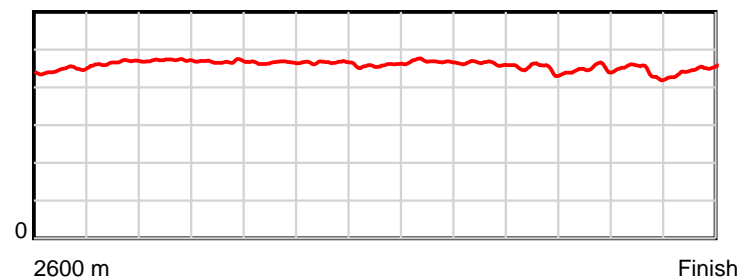
July 25, 2025, Race 3, IRT. YOUR HORSE. OUR PASSION. WINTER REWARDS MOBILE PACE, Distance 2600m, Addington - Survey 3200m

Result	TAB no.	Horse (Barrier)	2200m to	2000m to	1800m to	1600m to	1400m to	1200m to	1000m to	800m to	600m to	400m to	200m to	Total or	Margin
5th	10	Gliding High (10)	2000m	1800m	1600m	1400m	1200m	1000m	800m	600m	400m	200m	WP	Average	
		Position in running (margin)	9(8.1)	9(8.6)	8(8.2)	10(7.3)	10(7.4)	10(9.7)	11(10.8)	12(11.0)	12(9.5)	9(5.7)	6(4.3)		1.60
		Sectional time (s)	16.43	16.03	15.84	15.04	14.80	15.65	15.34	14.45	14.44	14.51	14.18		
		Cumulative time (s)	166.71	150.28	134.25	118.41	103.37	88.57	72.92	57.58	43.13	28.69	14.18	3:16.42	
		Speed (m/s)	12.17	12.48	12.63	13.30	13.51	12.78	13.04	13.84	13.85	13.78	14.10	13.24	
		Stride length (m)	5.74	5.84	5.87	6.20	6.18	5.99	6.04	6.23	6.21	6.10	6.30	6.09	
		Stride duration (s)	0.472	0.468	0.465	0.466	0.458	0.469	0.463	0.450	0.448	0.443	0.446	0.460	
		Stride efficiency (%)	51.49	53.31	53.89	60.13	59.76	56.11	57.06	60.57	60.17	58.14	62.00	57.93	
		Stride count	34.84	34.24	34.06	32.24	32.34	33.38	33.10	32.12	32.23	32.79	31.75	427.01	

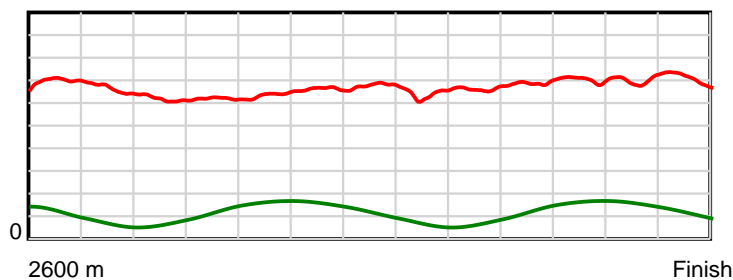
10 m Stride length



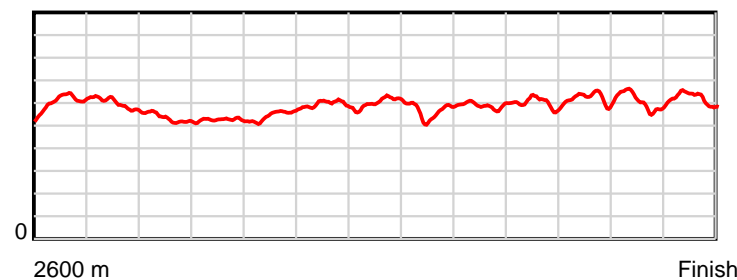
0.6 s Stride duration



20 m/sec Speed



100 % Stride efficiency



Note: Horizontal distance axis grid lines are 200m furlongs.

Disclaimer.

HRNZ and NZMTC and Thoroughbred Ratings Pty Ltd accepts no responsibility for the completeness or accuracy of any of the information contained herein, and makes no representations about its suitability for any particular purpose. Users should make their own judgements about those matters and/or seek independent advice. You assume all risks associated with use of the data provided on this page.



Race Results



July 25, 2025, Race 3, IRT. YOUR HORSE. OUR PASSION. WINTER REWARDS MOBILE PACE, Distance 2600m, Addington - Survey 3200m

Result	TAB no.	Horse (Barrier)	2600 to	2400m to
6th	12	Bautista (12)	2400m	2200m
		Position in running (margin)	-	11(9.5)
		Sectional time (s)	14.93	15.52
		Cumulative time (s)	196.53	181.60
		Speed (m/s)	13.40	12.89
		Stride length (m)	6.82	6.41
		Stride duration (s)	0.484	0.498
		Stride efficiency (%)	72.68	64.26
		Stride count	29.33	31.19

Disclaimer.

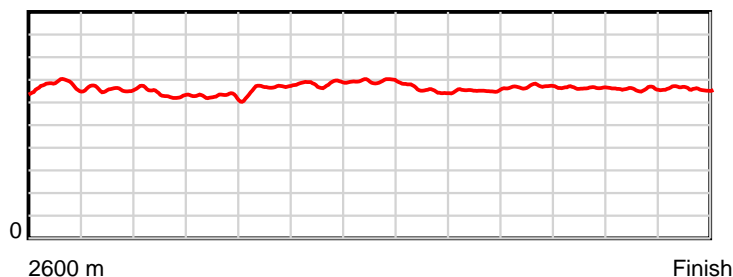
HRNZ and NZMTC and Thoroughbred Ratings Pty Ltd accepts no responsibility for the completeness or accuracy of any of the information contained herein, and makes no representations about its suitability for any particular purpose. Users should make their own judgements about those matters and/or seek independent advice. You assume all risks associated with use of the data provided on this page.

Race Results

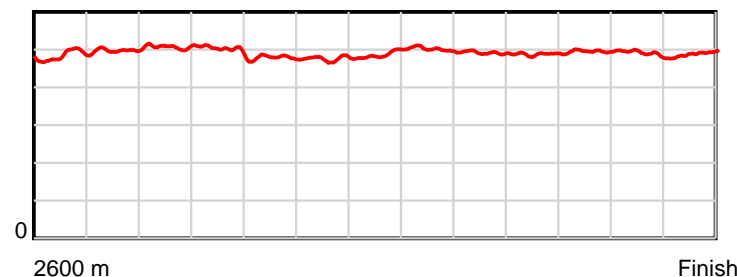
July 25, 2025, Race 3, IRT. YOUR HORSE. OUR PASSION. WINTER REWARDS MOBILE PACE, Distance 2600m, Addington - Survey 3200m

Result	TAB no.	Horse (Barrier)	2200m to	2000m to	1800m to	1600m to	1400m to	1200m to	1000m to	800m to	600m to	400m to	200m to	Total or	Margin
6th	12	Bautista (12)	2000m	1800m	1600m	1400m	1200m	1000m	800m	600m	400m	200m	WP	Average	
		Position in running (margin)	11(12.3)	12(12.8)	13(12.4)	8(5.5)	2(0.7)	1(0.0)	1(0.0)	1(0.0)	1(0.0)	1(0.0)	1(0.0)		2.20
		Sectional time (s)	16.41	16.05	14.85	14.20	14.31	15.47	15.30	14.70	15.07	14.76	14.96		
		Cumulative time (s)	166.08	149.67	133.62	118.77	104.57	90.26	74.79	59.49	44.79	29.72	14.96	3:16.53	
		Speed (m/s)	12.19	12.46	13.47	14.08	13.98	12.93	13.07	13.61	13.27	13.55	13.37	13.23	
		Stride length (m)	6.19	6.24	6.45	6.70	6.83	6.47	6.42	6.64	6.59	6.62	6.55	6.53	
		Stride duration (s)	0.508	0.501	0.479	0.476	0.489	0.500	0.492	0.488	0.496	0.489	0.490	0.493	
		Stride efficiency (%)	59.85	60.80	64.97	70.19	72.86	65.36	64.49	68.82	67.79	68.57	67.08	66.57	
		Stride count	32.32	32.06	31.02	29.84	29.29	30.93	31.13	30.14	30.37	30.19	30.53	398.34	

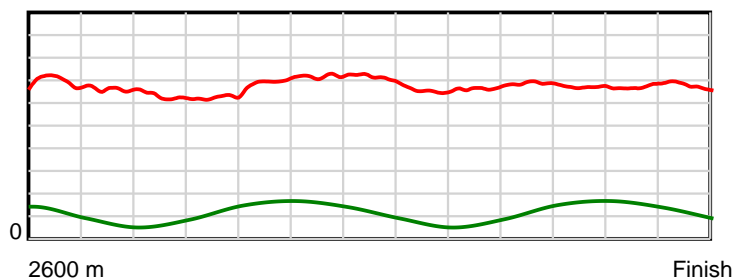
10 m Stride length



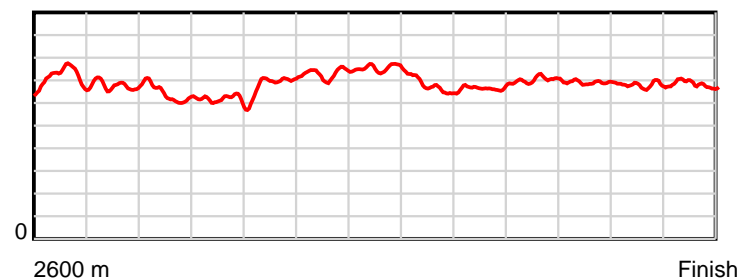
0.6 s Stride duration



20 m/sec Speed



100 % Stride efficiency



Note: Horizontal distance axis grid lines are 200m furlongs.

Disclaimer.

HRNZ and NZMTC and Thoroughbred Ratings Pty Ltd accepts no responsibility for the completeness or accuracy of any of the information contained herein, and makes no representations about its suitability for any particular purpose. Users should make their own judgements about those matters and/or seek independent advice. You assume all risks associated with use of the data provided on this page.



Race Results



July 25, 2025, Race 3, IRT. YOUR HORSE. OUR PASSION. WINTER REWARDS MOBILE PACE, Distance 2600m, Addington - Survey 3200m

Result	TAB no.	Horse (Barrier)	2600 to	2400m to
7th	3	Sargent Best (3)	2400m	2200m
		Position in running (margin)	-	3(3.2)
		Sectional time (s)	13.87	15.26
		Cumulative time (s)	196.57	182.70
		Speed (m/s)	14.42	13.11
		Stride length (m)	6.31	6.03
		Stride duration (s)	0.430	0.460
		Stride efficiency (%)	62.14	56.79
		Stride count	31.72	33.18

Disclaimer.

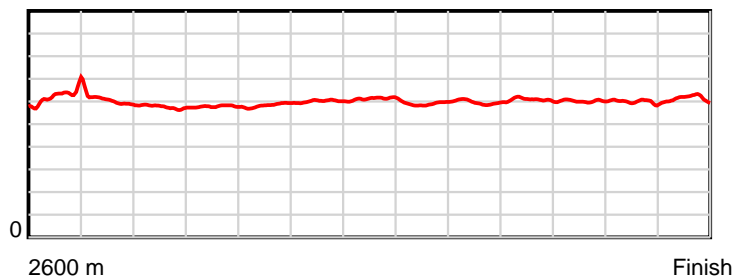
HRNZ and NZMTC and Thoroughbred Ratings Pty Ltd accepts no responsibility for the completeness or accuracy of any of the information contained herein, and makes no representations about its suitability for any particular purpose. Users should make their own judgements about those matters and/or seek independent advice. You assume all risks associated with use of the data provided on this page.

Race Results

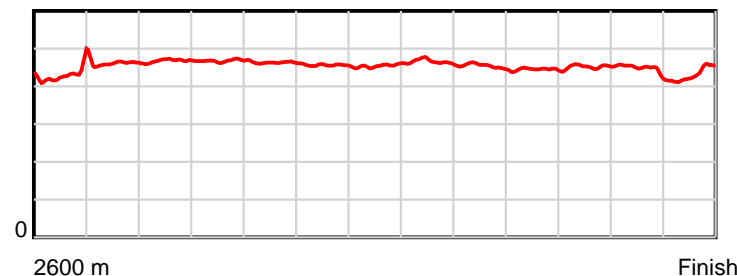
July 25, 2025, Race 3, IRT. YOUR HORSE. OUR PASSION. WINTER REWARDS MOBILE PACE, Distance 2600m, Addington - Survey 3200m

Result	TAB no.	Horse (Barrier)	2200m to	2000m to	1800m to	1600m to	1400m to	1200m to	1000m to	800m to	600m to	400m to	200m to	Total or	Margin
7th	3	Sargent Best (3)	2000m	1800m	1600m	1400m	1200m	1000m	800m	600m	400m	200m	WP	Average	
		Position in running (margin)	3(4.5)	4(4.2)	5(4.2)	5(3.8)	6(3.6)	6(5.7)	7(6.7)	7(6.7)	8(5.8)	10(6.0)	9(5.8)		2.40
		Sectional time (s)	16.29	16.11	15.93	14.99	14.77	15.63	15.30	14.55	15.10	14.73	14.04		
		Cumulative time (s)	167.44	151.15	135.04	119.11	104.12	89.35	73.72	58.42	43.87	28.77	14.04	3:16.57	
		Speed (m/s)	12.28	12.41	12.55	13.34	13.54	12.80	13.07	13.75	13.25	13.58	14.25	13.23	
		Stride length (m)	5.74	5.81	5.82	6.09	6.15	5.96	5.93	6.11	5.99	6.07	6.16	6.01	
		Stride duration (s)	0.468	0.468	0.463	0.456	0.454	0.465	0.454	0.445	0.453	0.447	0.432	0.454	
		Stride efficiency (%)	51.52	52.75	52.88	57.88	59.12	55.44	55.01	58.38	56.10	57.48	59.24	56.40	
		Stride count	34.83	34.42	34.38	32.86	32.52	33.58	33.71	32.72	33.38	32.98	32.48	432.76	

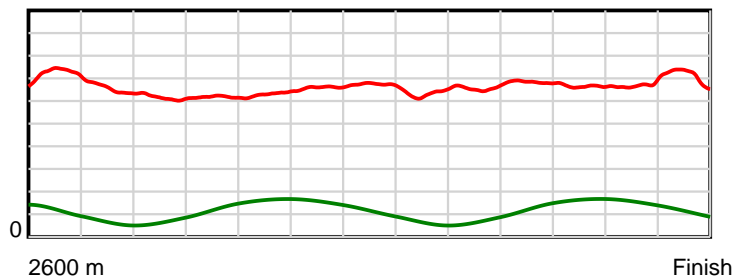
10 m Stride length



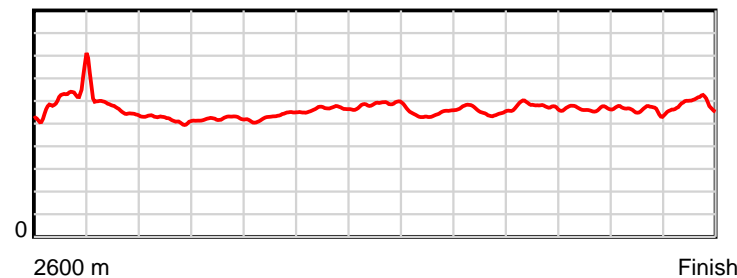
0.6 s Stride duration



20 m/sec Speed



100 % Stride efficiency



Note: Horizontal distance axis grid lines are 200m furlongs.

Disclaimer.

HRNZ and NZMTC and Thoroughbred Ratings Pty Ltd accepts no responsibility for the completeness or accuracy of any of the information contained herein, and makes no representations about its suitability for any particular purpose. Users should make their own judgements about those matters and/or seek independent advice. You assume all risks associated with use of the data provided on this page.



Race Results



July 25, 2025, Race 3, IRT. YOUR HORSE. OUR PASSION. WINTER REWARDS MOBILE PACE, Distance 2600m, Addington - Survey 3200m

Result	TAB no.	Horse (Barrier)	2600 to	2400m to
8th	5	Didjashouttheb... (5)	2400m	2200m
		Position in running (margin)	-	8(6.9)
		Sectional time (s)	14.33	14.67
		Cumulative time (s)	196.79	182.46
		Speed (m/s)	13.96	13.63
		Stride length (m)	6.17	5.90
		Stride duration (s)	0.437	0.433
		Stride efficiency (%)	59.44	54.41
		Stride count	32.43	33.89

Disclaimer.

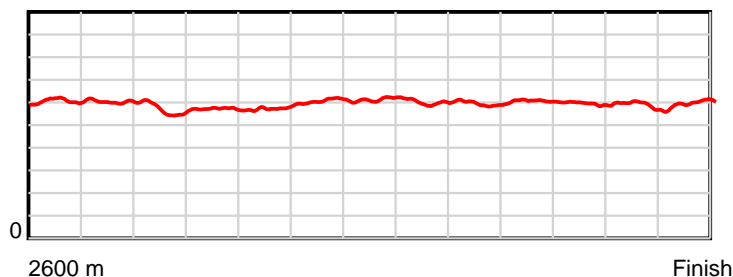
HRNZ and NZMTC and Thoroughbred Ratings Pty Ltd accepts no responsibility for the completeness or accuracy of any of the information contained herein, and makes no representations about its suitability for any particular purpose. Users should make their own judgements about those matters and/or seek independent advice. You assume all risks associated with use of the data provided on this page.

Race Results

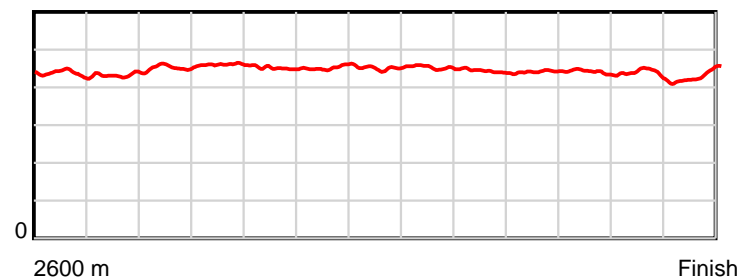
July 25, 2025, Race 3, IRT. YOUR HORSE. OUR PASSION. WINTER REWARDS MOBILE PACE, Distance 2600m, Addington - Survey 3200m

Result	TAB no.	Horse (Barrier)	2200m to	2000m to	1800m to	1600m to	1400m to	1200m to	1000m to	800m to	600m to	400m to	200m to	Total or	Margin
8th	5	Didjashoutheb... (5)	2000m	1800m	1600m	1400m	1200m	1000m	800m	600m	400m	200m	WP	Average	
		Position in running (margin)	4(4.7)	5(4.2)	4(4.1)	6(4.5)	7(4.8)	7(6.6)	6(5.4)	6(4.8)	6(4.0)	5(3.8)	8(5.1)		3.60
		Sectional time (s)	16.26	16.09	16.06	15.06	14.71	15.28	15.20	14.56	15.03	14.96	14.58		
		Cumulative time (s)	167.79	151.53	135.44	119.38	104.32	89.61	74.33	59.13	44.57	29.54	14.58	3:16.79	
		Speed (m/s)	12.30	12.43	12.45	13.28	13.60	13.09	13.16	13.74	13.31	13.37	13.72	13.21	
		Stride length (m)	5.56	5.72	5.62	6.01	6.13	5.92	5.82	6.07	5.86	5.82	5.94	5.88	
		Stride duration (s)	0.452	0.460	0.452	0.453	0.451	0.453	0.442	0.442	0.440	0.436	0.433	0.445	
		Stride efficiency (%)	48.28	51.18	49.39	56.53	58.67	54.83	52.92	57.64	53.64	53.02	55.18	54.09	
		Stride count	35.98	34.95	35.57	33.25	32.64	33.76	34.37	32.93	34.14	34.34	33.66	441.91	

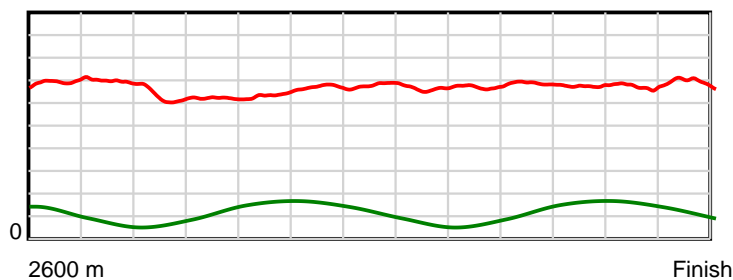
10 m Stride length



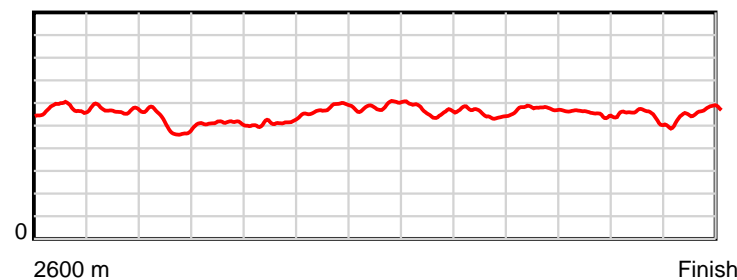
0.6 s Stride duration



20 m/sec Speed



100 % Stride efficiency



Note: Horizontal distance axis grid lines are 200m furlongs.

Disclaimer.

HRNZ and NZMTC and Thoroughbred Ratings Pty Ltd accepts no responsibility for the completeness or accuracy of any of the information contained herein, and makes no representations about its suitability for any particular purpose. Users should make their own judgements about those matters and/or seek independent advice. You assume all risks associated with use of the data provided on this page.



Race Results



July 25, 2025, Race 3, IRT. YOUR HORSE. OUR PASSION. WINTER REWARDS MOBILE PACE, Distance 2600m, Addington - Survey 3200m

Result	TAB no.	Horse (Barrier)	2600 to	2400m to
9th	1	Shapely (1)	2400m	2200m
		Position in running (margin)	-	7(6.7)
		Sectional time (s)	14.24	14.99
		Cumulative time (s)	196.82	182.58
		Speed (m/s)	14.05	13.34
		Stride length (m)	6.11	6.08
		Stride duration (s)	0.430	0.456
		Stride efficiency (%)	58.25	57.82
		Stride count	32.76	32.88

Disclaimer.

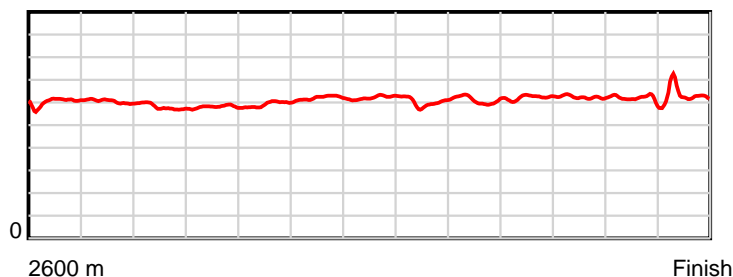
HRNZ and NZMTC and Thoroughbred Ratings Pty Ltd accepts no responsibility for the completeness or accuracy of any of the information contained herein, and makes no representations about its suitability for any particular purpose. Users should make their own judgements about those matters and/or seek independent advice. You assume all risks associated with use of the data provided on this page.

Race Results

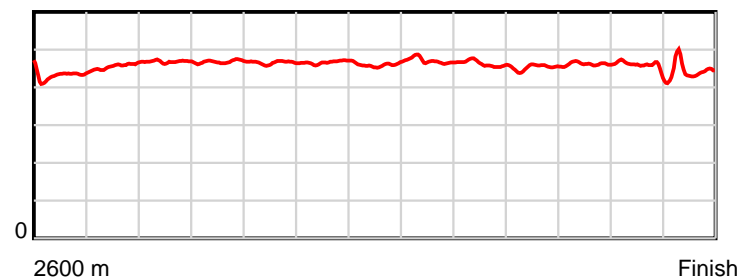
July 25, 2025, Race 3, IRT. YOUR HORSE. OUR PASSION. WINTER REWARDS MOBILE PACE, Distance 2600m, Addington - Survey 3200m

Result	TAB no.	Horse (Barrier)	2200m to	2000m to	1800m to	1600m to	1400m to	1200m to	1000m to	800m to	600m to	400m to	200m to	Total or	Margin
9th	1	Shapely (1)	2000m	1800m	1600m	1400m	1200m	1000m	800m	600m	400m	200m	WP	Average	
		Position in running (margin)	7(6.3)	6(6.1)	6(6.0)	7(5.4)	8(5.6)	8(7.9)	9(8.9)	9(8.6)	10(7.9)	13(7.6)	13(7.9)		3.80
		Sectional time (s)	16.30	16.09	15.90	15.04	14.81	15.63	15.26	14.57	15.02	14.81	14.16		
		Cumulative time (s)	167.59	151.29	135.20	119.30	104.26	89.45	73.82	58.56	43.99	28.97	14.16	3:16.82	
		Speed (m/s)	12.27	12.43	12.58	13.30	13.50	12.80	13.11	13.73	13.32	13.50	14.12	13.21	
		Stride length (m)	5.74	5.82	5.85	6.20	6.21	6.02	6.07	6.22	6.15	6.15	6.24	6.06	
		Stride duration (s)	0.468	0.468	0.465	0.467	0.460	0.471	0.463	0.453	0.462	0.456	0.442	0.459	
		Stride efficiency (%)	51.57	52.90	53.54	60.16	60.30	56.68	57.49	60.39	59.18	59.19	60.82	57.44	
		Stride count	34.81	34.37	34.17	32.23	32.20	33.21	32.97	32.17	32.50	32.50	32.06	428.83	

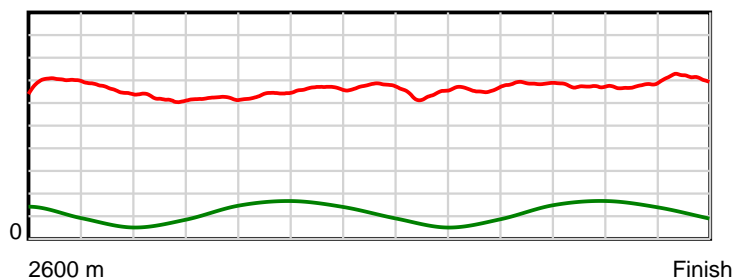
10 m Stride length



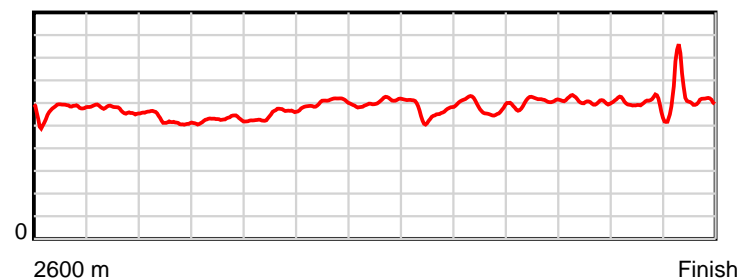
0.6 s Stride duration



20 m/sec Speed



100 % Stride efficiency



Note: Horizontal distance axis grid lines are 200m furlongs.

Disclaimer.

HRNZ and NZMTC and Thoroughbred Ratings Pty Ltd accepts no responsibility for the completeness or accuracy of any of the information contained herein, and makes no representations about its suitability for any particular purpose. Users should make their own judgements about those matters and/or seek independent advice. You assume all risks associated with use of the data provided on this page.



Race Results



July 25, 2025, Race 3, IRT. YOUR HORSE. OUR PASSION. WINTER REWARDS MOBILE PACE, Distance 2600m, Addington - Survey 3200m

Result	TAB no.	Horse (Barrier)	2600 to	2400m to
10th	9	Shadow Creek (9)	2400m	2200m
		Position in running (margin)	-	14(12.8)
		Sectional time (s)	15.36	15.69
		Cumulative time (s)	197.01	181.65
		Speed (m/s)	13.02	12.75
		Stride length (m)	5.89	5.51
		Stride duration (s)	0.446	0.432
		Stride efficiency (%)	54.24	47.43
		Stride count	33.95	36.30

Disclaimer.

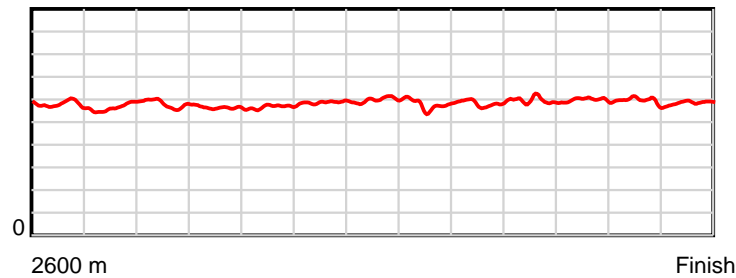
HRNZ and NZMTC and Thoroughbred Ratings Pty Ltd accepts no responsibility for the completeness or accuracy of any of the information contained herein, and makes no representations about its suitability for any particular purpose. Users should make their own judgements about those matters and/or seek independent advice. You assume all risks associated with use of the data provided on this page.

Race Results

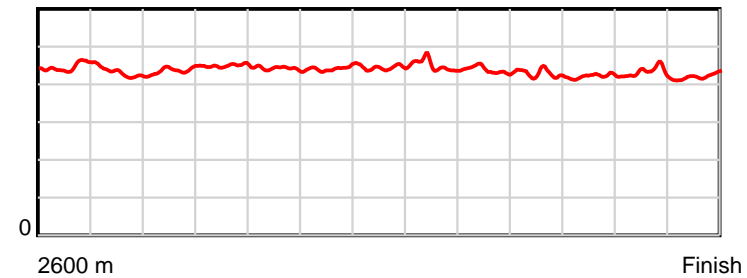
July 25, 2025, Race 3, IRT. YOUR HORSE. OUR PASSION. WINTER REWARDS MOBILE PACE, Distance 2600m, Addington - Survey 3200m

Result	TAB no.	Horse (Barrier)	2200m to	2000m to	1800m to	1600m to	1400m to	1200m to	1000m to	800m to	600m to	400m to	200m to	Total or	Margin
10th	9	Shadow Creek (9)	2000m	1800m	1600m	1400m	1200m	1000m	800m	600m	400m	200m	WP	Average	
		Position in running (margin)	13(16.6)	10(10.4)	11(10.0)	11(8.5)	11(8.9)	12(11.6)	13(13.0)	13(12.1)	13(11.1)	11(7.1)	12(7.1)		4.90
		Sectional time (s)	15.31	16.03	15.75	15.09	14.88	15.70	15.15	14.53	14.40	14.76	14.36		
		Cumulative time (s)	165.96	150.65	134.62	118.87	103.78	88.90	73.20	58.05	43.52	29.12	14.36	3:17.01	
		Speed (m/s)	13.06	12.48	12.70	13.25	13.44	12.74	13.20	13.76	13.89	13.55	13.93	13.20	
		Stride length (m)	5.72	5.60	5.62	5.87	5.97	5.73	5.78	5.90	5.85	5.85	5.89	5.78	
		Stride duration (s)	0.437	0.449	0.442	0.443	0.444	0.450	0.438	0.428	0.422	0.432	0.423	0.438	
		Stride efficiency (%)	51.07	49.08	49.30	53.82	55.70	51.29	52.16	54.38	53.57	53.50	54.17	52.20	
		Stride count	34.98	35.69	35.61	34.08	33.50	34.91	34.62	33.90	34.16	34.18	33.97	449.85	

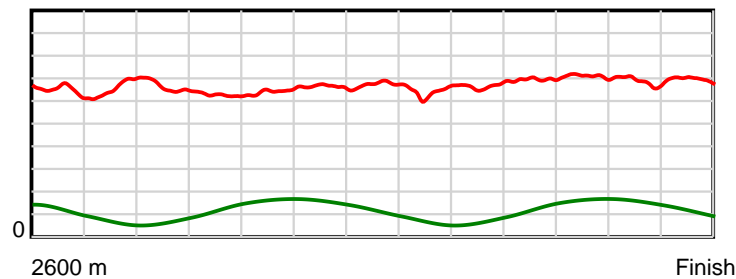
10 m Stride length



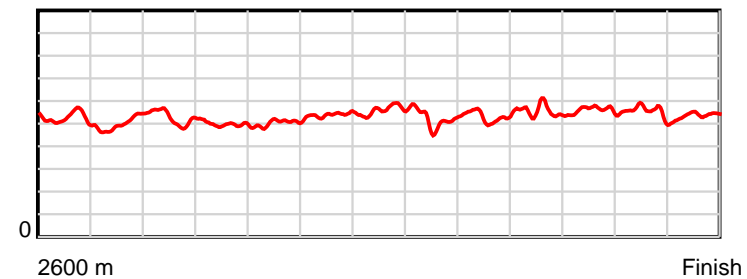
0.6 s Stride duration



20 m/sec Speed



100 % Stride efficiency



Note: Horizontal distance axis grid lines are 200m furlongs.

Disclaimer.

HRNZ and NZMTC and Thoroughbred Ratings Pty Ltd accepts no responsibility for the completeness or accuracy of any of the information contained herein, and makes no representations about its suitability for any particular purpose. Users should make their own judgements about those matters and/or seek independent advice. You assume all risks associated with use of the data provided on this page.



Race Results



July 25, 2025, Race 3, IRT. YOUR HORSE. OUR PASSION. WINTER REWARDS MOBILE PACE, Distance 2600m, Addington - Survey 3200m

Result	TAB no.	Horse (Barrier)	2600 to	2400m to
11th	11	La Bamba (11)	2400m	2200m
		Position in running (margin)	-	10(8.1)
		Sectional time (s)	14.68	15.34
		Cumulative time (s)	197.35	182.67
		Speed (m/s)	13.62	13.04
		Stride length (m)	6.55	6.27
		Stride duration (s)	0.459	0.481
		Stride efficiency (%)	67.04	61.44
		Stride count	30.54	31.90

Disclaimer.

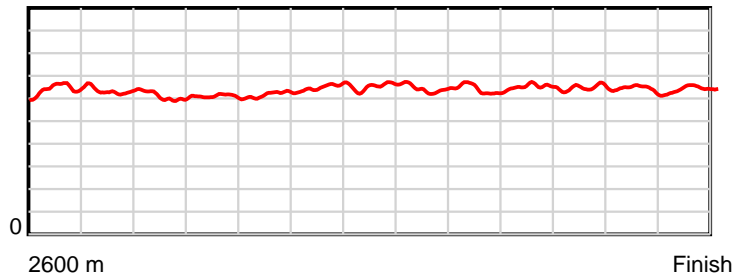
HRNZ and NZMTC and Thoroughbred Ratings Pty Ltd accepts no responsibility for the completeness or accuracy of any of the information contained herein, and makes no representations about its suitability for any particular purpose. Users should make their own judgements about those matters and/or seek independent advice. You assume all risks associated with use of the data provided on this page.

Race Results

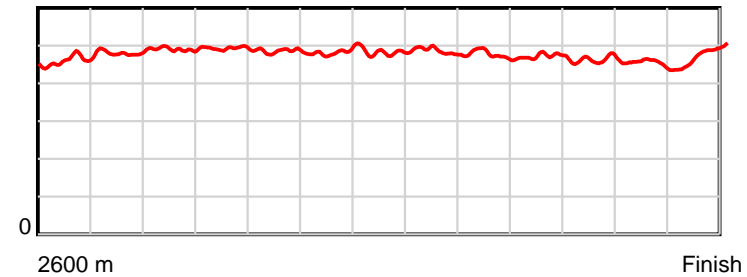
July 25, 2025, Race 3, IRT. YOUR HORSE. OUR PASSION. WINTER REWARDS MOBILE PACE, Distance 2600m, Addington - Survey 3200m

Result	TAB no.	Horse (Barrier)	2200m to	2000m to	1800m to	1600m to	1400m to	1200m to	1000m to	800m to	600m to	400m to	200m to	Total or	Margin
11th	11	La Bamba (11)	2000m	1800m	1600m	1400m	1200m	1000m	800m	600m	400m	200m	WP	Average	
		Position in running (margin)	10(9.9)	11(10.6)	12(10.3)	13(10.4)	13(10.5)	13(12.6)	12(11.4)	11(11.0)	11(9.4)	12(7.5)	10(6.0)		6.80
		Sectional time (s)	16.46	16.05	16.02	15.03	14.77	15.27	15.23	14.45	14.74	14.52	14.79		
		Cumulative time (s)	167.33	150.87	134.82	118.80	103.77	89.00	73.73	58.50	44.05	29.31	14.79	3:17.35	
		Speed (m/s)	12.15	12.46	12.48	13.31	13.54	13.10	13.13	13.84	13.57	13.77	13.52	13.17	
		Stride length (m)	5.96	6.14	6.06	6.44	6.52	6.36	6.25	6.53	6.27	6.22	6.49	6.31	
		Stride duration (s)	0.491	0.493	0.486	0.484	0.481	0.486	0.476	0.472	0.462	0.452	0.480	0.479	
		Stride efficiency (%)	55.54	58.89	57.45	64.73	66.46	63.28	61.02	66.67	61.34	60.52	65.78	62.16	
		Stride count	33.55	32.58	32.98	31.07	30.67	31.43	32.01	30.62	31.92	32.14	30.83	412.24	

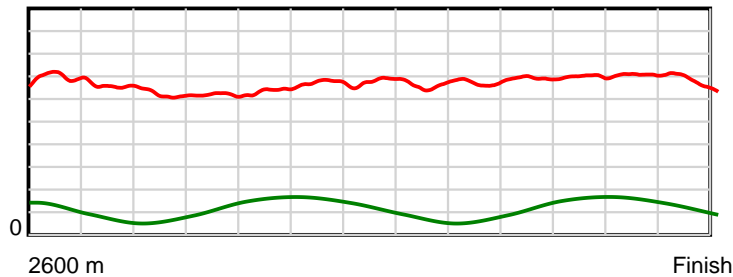
10 m Stride length



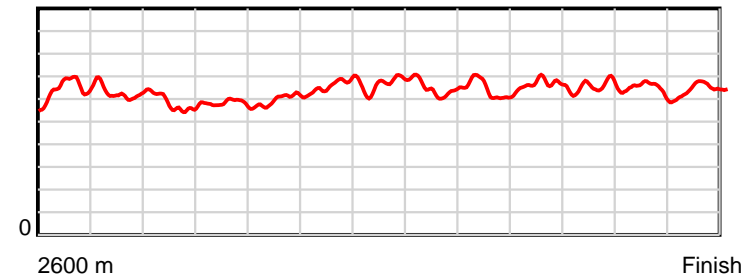
0.6 s Stride duration



20 m/sec Speed



100 % Stride efficiency



Note: Horizontal distance axis grid lines are 200m furlongs.

Disclaimer.

HRNZ and NZMTC and Thoroughbred Ratings Pty Ltd accepts no responsibility for the completeness or accuracy of any of the information contained herein, and makes no representations about its suitability for any particular purpose. Users should make their own judgements about those matters and/or seek independent advice. You assume all risks associated with use of the data provided on this page.



Race Results



July 25, 2025, Race 3, IRT. YOUR HORSE. OUR PASSION. WINTER REWARDS MOBILE PACE, Distance 2600m, Addington - Survey 3200m

Result	TAB no.	Horse (Barrier)	2600 to	2400m to
12th	14	Lord Mudrick (14)	2400m	2200m
		Position in running (margin)	-	13(11.6)
		Sectional time (s)	15.31	15.89
		Cumulative time (s)	197.75	182.44
		Speed (m/s)	13.06	12.59
		Stride length (m)	6.36	5.90
		Stride duration (s)	0.465	0.469
		Stride efficiency (%)	63.18	54.45
		Stride count	31.45	33.88

Disclaimer.

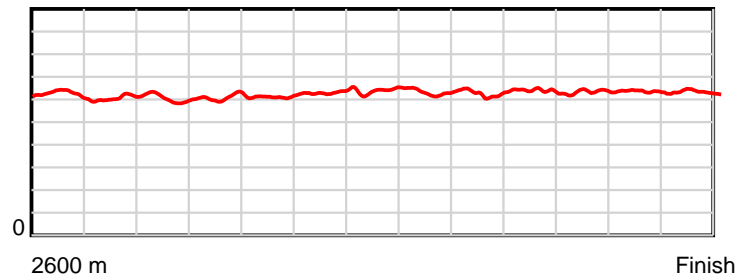
HRNZ and NZMTC and Thoroughbred Ratings Pty Ltd accepts no responsibility for the completeness or accuracy of any of the information contained herein, and makes no representations about its suitability for any particular purpose. Users should make their own judgements about those matters and/or seek independent advice. You assume all risks associated with use of the data provided on this page.

Race Results

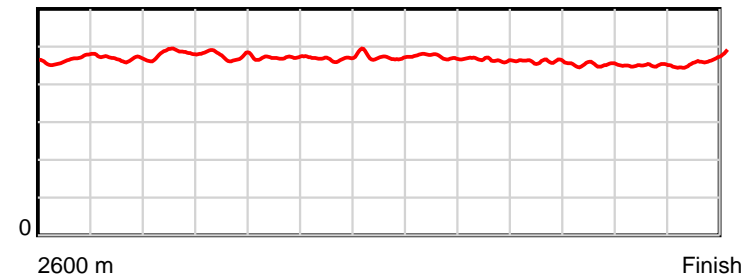
July 25, 2025, Race 3, IRT. YOUR HORSE. OUR PASSION. WINTER REWARDS MOBILE PACE, Distance 2600m, Addington - Survey 3200m

Result	TAB no.	Horse (Barrier)	2200m to	2000m to	1800m to	1600m to	1400m to	1200m to	1000m to	800m to	600m to	400m to	200m to	Total or	Margin
12th	14	Lord Mudrick (14)	2000m	1800m	1600m	1400m	1200m	1000m	800m	600m	400m	200m	WP	Average	
		Position in running (margin)	14(16.7)	14(17.0)	14(14.0)	14(12.7)	14(12.7)	14(14.5)	14(13.4)	14(12.6)	14(11.2)	14(9.4)	14(8.3)		8.90
		Sectional time (s)	16.39	15.62	15.77	15.02	14.73	15.29	15.18	14.46	14.76	14.59	14.74		
		Cumulative time (s)	166.55	150.16	134.54	118.77	103.75	89.02	73.73	58.55	44.09	29.33	14.74	3:17.75	
		Speed (m/s)	12.20	12.80	12.68	13.32	13.58	13.08	13.18	13.83	13.55	13.71	13.57	13.15	
		Stride length (m)	5.88	6.10	5.97	6.25	6.42	6.19	6.13	6.37	6.12	6.16	6.33	6.16	
		Stride duration (s)	0.482	0.477	0.471	0.469	0.472	0.473	0.465	0.461	0.451	0.449	0.466	0.469	
		Stride efficiency (%)	54.09	58.22	55.67	61.06	64.33	59.87	58.63	63.38	58.51	59.29	62.54	59.34	
		Stride count	33.99	32.77	33.51	32.00	31.17	32.31	32.65	31.40	32.69	32.47	31.62	421.91	

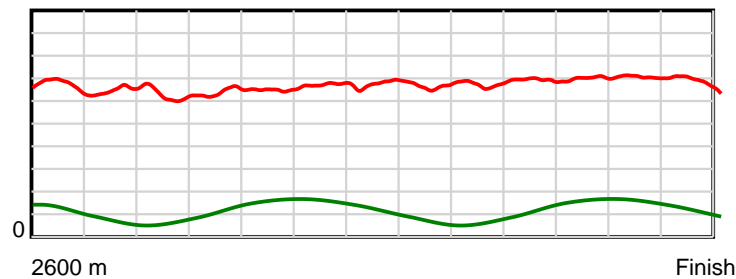
10 m Stride length



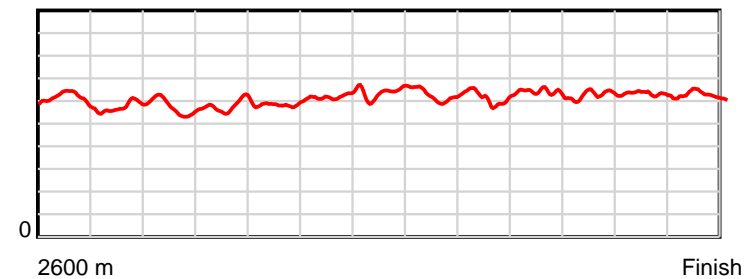
0.6 s Stride duration



20 m/sec Speed



100 % Stride efficiency



Note: Horizontal distance axis grid lines are 200m furlongs.

Disclaimer.

HRNZ and NZMTC and Thoroughbred Ratings Pty Ltd accepts no responsibility for the completeness or accuracy of any of the information contained herein, and makes no representations about its suitability for any particular purpose. Users should make their own judgements about those matters and/or seek independent advice. You assume all risks associated with use of the data provided on this page.



Race Results



July 25, 2025, Race 3, IRT. YOUR HORSE. OUR PASSION. WINTER REWARDS MOBILE PACE, Distance 2600m, Addington - Survey 3200m

Result	TAB no.	Horse (Barrier)	2600 to	2400m to
13th	8	Heaven Forbid (8)	2400m	2200m
		Position in running (margin)	-	6(6.5)
		Sectional time (s)	14.31	14.98
		Cumulative time (s)	198.42	184.11
		Speed (m/s)	13.98	13.35
		Stride length (m)	6.38	6.18
		Stride duration (s)	0.450	0.463
		Stride efficiency (%)	63.55	59.74
		Stride count	31.36	32.35

Disclaimer.

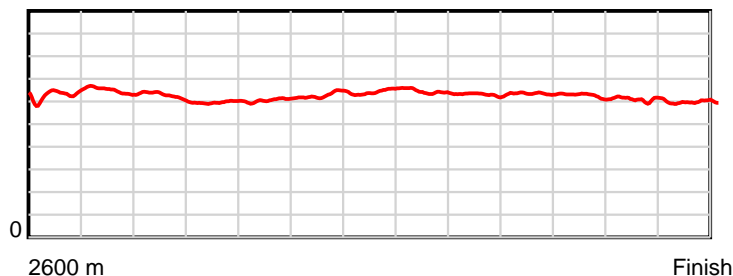
HRNZ and NZMTC and Thoroughbred Ratings Pty Ltd accepts no responsibility for the completeness or accuracy of any of the information contained herein, and makes no representations about its suitability for any particular purpose. Users should make their own judgements about those matters and/or seek independent advice. You assume all risks associated with use of the data provided on this page.

Race Results

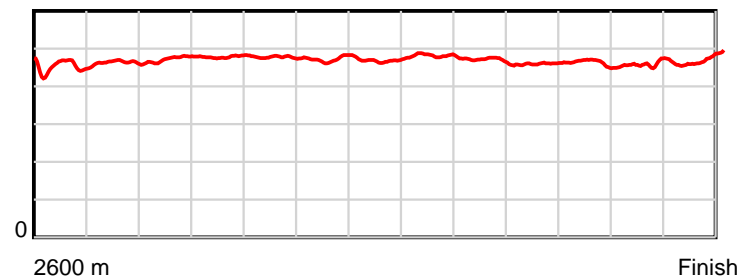
July 25, 2025, Race 3, IRT. YOUR HORSE. OUR PASSION. WINTER REWARDS MOBILE PACE, Distance 2600m, Addington - Survey 3200m

Result	TAB no.	Horse (Barrier)	2200m to	2000m to	1800m to	1600m to	1400m to	1200m to	1000m to	800m to	600m to	400m to	200m to	Total or	Margin
13th	8	Heaven Forbid (8)	2000m	1800m	1600m	1400m	1200m	1000m	800m	600m	400m	200m	WP	Average	
		Position in running (margin)	6(6.1)	2(2.1)	3(2.2)	4(2.9)	5(3.4)	5(4.6)	4(3.6)	4(2.8)	3(1.8)	4(2.8)	11(6.8)		12.70
		Sectional time (s)	15.67	16.13	16.11	15.11	14.62	15.30	15.16	14.53	15.23	15.43	15.84		
		Cumulative time (s)	169.13	153.46	137.33	121.22	106.11	91.49	76.19	61.03	46.50	31.27	15.84	3:18.42	
		Speed (m/s)	12.76	12.40	12.41	13.24	13.68	13.07	13.19	13.76	13.13	12.96	12.63	13.10	
		Stride length (m)	6.04	5.93	5.93	6.26	6.41	6.29	6.19	6.33	6.05	5.97	5.96	6.14	
		Stride duration (s)	0.473	0.478	0.477	0.473	0.468	0.481	0.470	0.460	0.461	0.460	0.472	0.469	
		Stride efficiency (%)	56.95	54.98	54.88	61.25	64.16	61.73	59.96	62.67	57.25	55.62	55.44	58.95	
		Stride count	33.13	33.72	33.75	31.95	31.21	31.82	32.29	31.58	33.04	33.52	33.58	423.30	

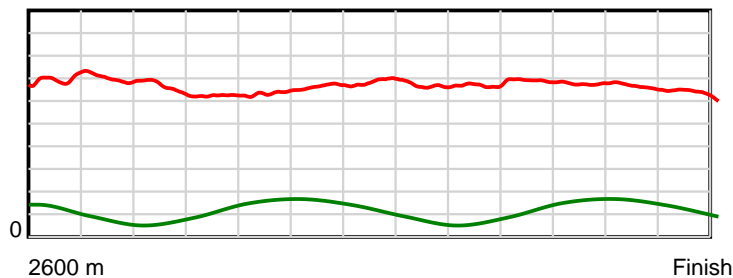
10 m Stride length



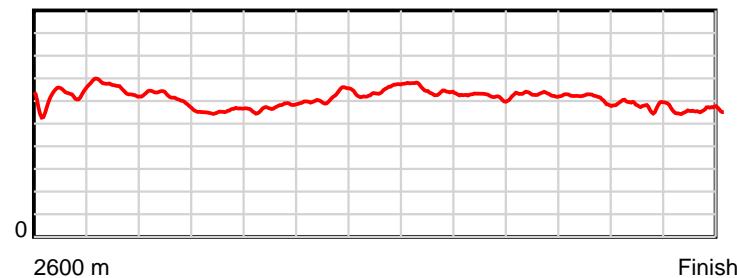
0.6 s Stride duration



20 m/sec Speed



100 % Stride efficiency



Note: Horizontal distance axis grid lines are 200m furlongs.

Disclaimer.

HRNZ and NZMTC and Thoroughbred Ratings Pty Ltd accepts no responsibility for the completeness or accuracy of any of the information contained herein, and makes no representations about its suitability for any particular purpose. Users should make their own judgements about those matters and/or seek independent advice. You assume all risks associated with use of the data provided on this page.



Race Results



July 25, 2025, Race 3, IRT. YOUR HORSE. OUR PASSION. WINTER REWARDS MOBILE PACE, Distance 2600m, Addington - Survey 3200m

Result	TAB no.	Horse (Barrier)	2600 to	2400m to
14th	13	Playing With S... (13)	2400m	2200m
		Position in running (margin)	-	12(10.7)
		Sectional time (s)	15.04	15.67
		Cumulative time (s)	198.46	183.42
		Speed (m/s)	13.30	12.76
		Stride length (m)	6.28	5.96
		Stride duration (s)	0.457	0.467
		Stride efficiency (%)	61.67	55.48
		Stride count	31.84	33.57

Disclaimer.

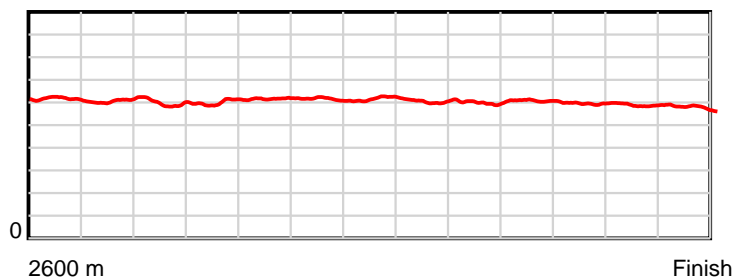
HRNZ and NZMTC and Thoroughbred Ratings Pty Ltd accepts no responsibility for the completeness or accuracy of any of the information contained herein, and makes no representations about its suitability for any particular purpose. Users should make their own judgements about those matters and/or seek independent advice. You assume all risks associated with use of the data provided on this page.

Race Results

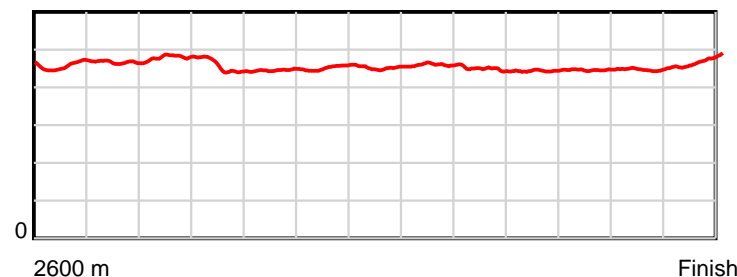
July 25, 2025, Race 3, IRT. YOUR HORSE. OUR PASSION. WINTER REWARDS MOBILE PACE, Distance 2600m, Addington - Survey 3200m

Result	TAB no.	Horse (Barrier)	2200m to	2000m to	1800m to	1600m to	1400m to	1200m to	1000m to	800m to	600m to	400m to	200m to	Total or	Margin
14th	13	Playing With S... (13)	2000m	1800m	1600m	1400m	1200m	1000m	800m	600m	400m	200m	WP	Average	
		Position in running (margin)	12(14.4)	13(14.8)	10(9.1)	3(2.2)	3(1.5)	2(2.2)	2(1.4)	2(1.2)	2(0.5)	2(1.1)	5(4.0)		12.90
		Sectional time (s)	16.40	15.16	14.85	14.89	14.55	15.34	15.26	14.59	15.16	15.25	16.30		
		Cumulative time (s)	167.75	151.35	136.19	121.34	106.45	91.90	76.56	61.30	46.71	31.55	16.30	3:18.46	
		Speed (m/s)	12.20	13.19	13.47	13.43	13.75	13.04	13.11	13.71	13.19	13.11	12.27	13.10	
		Stride length (m)	5.85	6.02	6.00	6.08	6.21	6.00	5.87	6.08	5.89	5.87	5.77	5.99	
		Stride duration (s)	0.479	0.456	0.446	0.452	0.452	0.460	0.448	0.444	0.446	0.448	0.470	0.457	
		Stride efficiency (%)	53.45	56.55	56.34	57.67	60.27	56.27	53.82	57.82	54.21	53.85	51.98	56.01	
		Stride count	34.20	33.25	33.31	32.92	32.20	33.33	34.08	32.88	33.96	34.07	34.68	434.29	

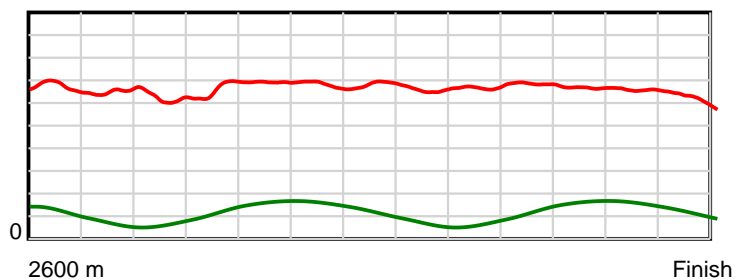
10 m Stride length



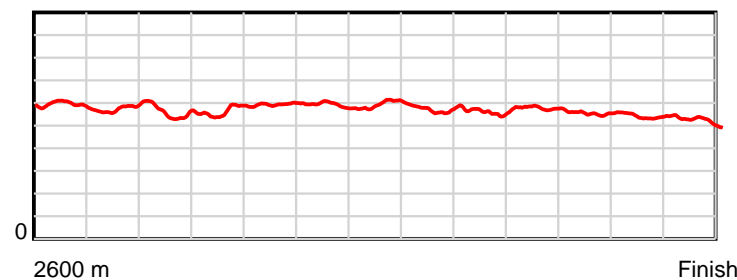
0.6 s Stride duration



20 m/sec Speed



100 % Stride efficiency



Note: Horizontal distance axis grid lines are 200m furlongs.

Disclaimer.

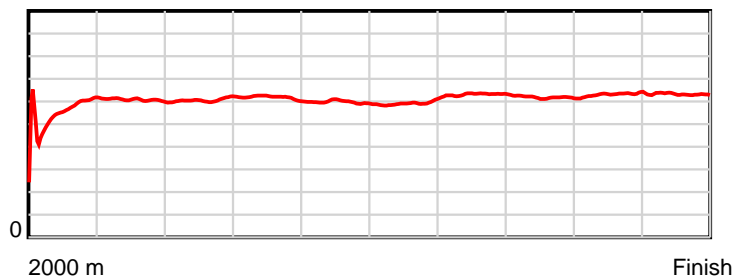
HRNZ and NZMTC and Thoroughbred Ratings Pty Ltd accepts no responsibility for the completeness or accuracy of any of the information contained herein, and makes no representations about its suitability for any particular purpose. Users should make their own judgements about those matters and/or seek independent advice. You assume all risks associated with use of the data provided on this page.

Race Results

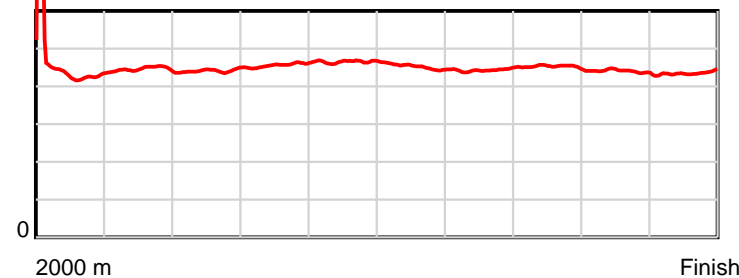
July 25, 2025, Race 4, WOODLANDS STUD 'ALL STAR FIVE' PACE, Distance 2000m, Addington - Survey 3200m

Result	TAB no.	Horse (Barrier)	2000 to	1800m to	1600m to	1400m to	1200m to	1000m to	800m to	600m to	400m to	200m to	Total or	Margin
1st	3	Got You Covere... (3)	1800m	1600m	1400m	1200m	1000m	800m	600m	400m	200m	WP	Average	
		Position in running (margin)	-	1(0.0)	1(0.0)	2(1.9)	2(1.8)	2(2.0)	3(1.8)	3(1.8)	3(1.7)	2(1.9)		0.00
		Sectional time (s)	16.38	14.97	14.39	14.91	15.64	15.36	14.06	14.73	13.80	13.82		
		Cumulative time (s)	148.06	131.68	116.71	102.32	87.41	71.77	56.41	42.35	27.62	13.82	2:28.06	
		Speed (m/s)	12.21	13.36	13.90	13.41	12.79	13.02	14.22	13.58	14.49	14.47	13.51	
		Stride length (m)	5.49	5.96	6.14	6.12	5.95	5.88	6.31	6.13	6.37	6.31	6.06	
		Stride duration (s)	0.445	0.446	0.442	0.456	0.465	0.452	0.444	0.452	0.439	0.436	0.448	
		Stride efficiency (%)	47.02	55.43	58.89	58.59	55.34	54.08	62.28	58.79	63.34	62.26	57.30	
		Stride count	36.46	33.58	32.58	32.66	33.61	34.00	31.68	32.61	31.42	31.69	330.29	

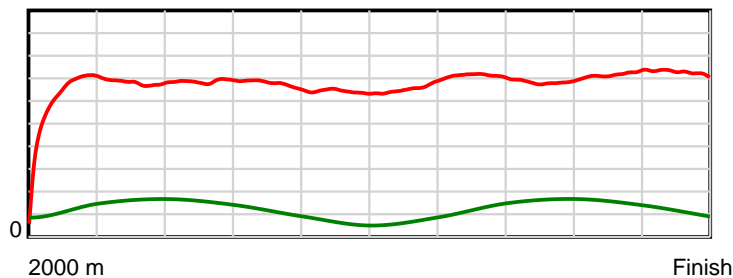
10 m Stride length



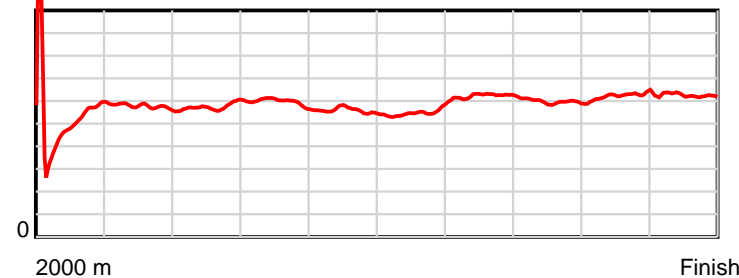
0.6 s Stride duration



20 m/sec Speed



100 % Stride efficiency



Note: Horizontal distance axis grid lines are 200m furlongs.

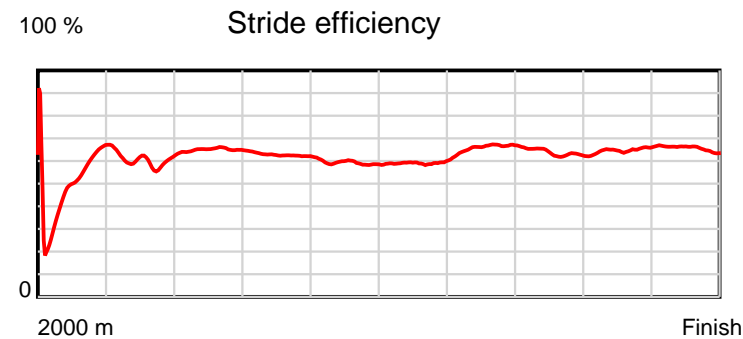
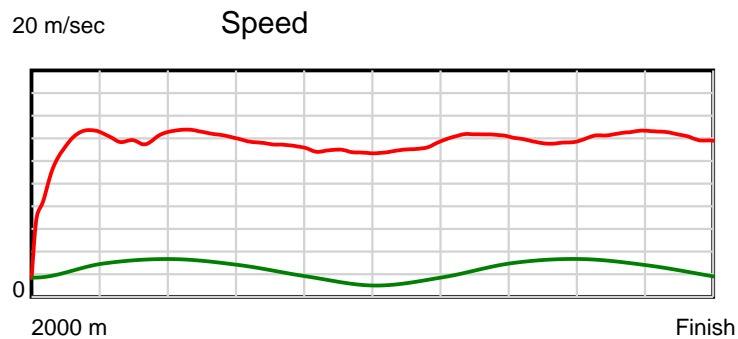
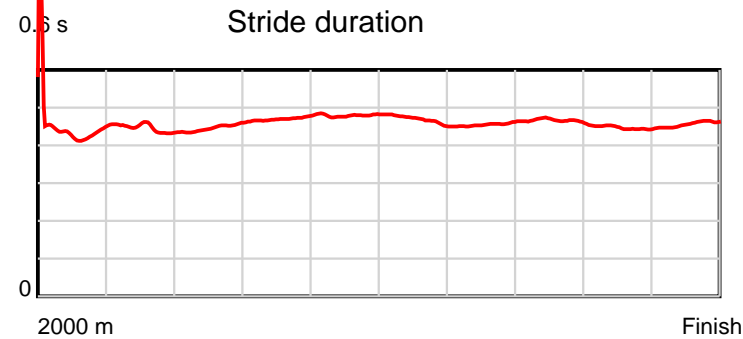
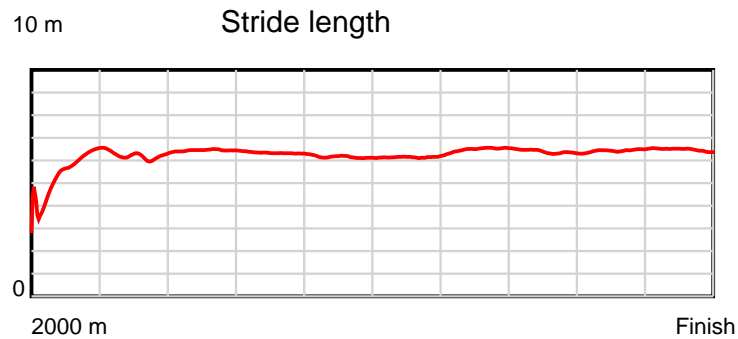
Disclaimer.

HRNZ and NZMTC and Thoroughbred Ratings Pty Ltd accepts no responsibility for the completeness or accuracy of any of the information contained herein, and makes no representations about its suitability for any particular purpose. Users should make their own judgements about those matters and/or seek independent advice. You assume all risks associated with use of the data provided on this page.

Race Results

July 25, 2025, Race 4, WOODLANDS STUD 'ALL STAR FIVE' PACE, Distance 2000m, Addington - Survey 3200m

Result	TAB no.	Horse (Barrier)	2000 to 1800m	1800m to 1600m	1600m to 1400m	1400m to 1200m	1200m to 1000m	1000m to 800m	800m to 600m	600m to 400m	400m to 200m	200m to WP	Total or Average	Margin
2nd	1	Slots (1)												
		Position in running (margin)	-	4(1.9)	2(0.5)	1(0.0)	1(0.0)	1(0.0)	1(0.0)	1(0.0)	1(0.0)	1(0.0)		0.20
		Sectional time (s)	16.65	14.73	13.98	14.93	15.62	15.39	14.06	14.74	13.77	14.22		
		Cumulative time (s)	148.09	131.44	116.71	102.73	87.80	72.18	56.79	42.73	27.99	14.22	2:28.09	
		Speed (m/s)	12.01	13.58	14.31	13.40	12.80	13.00	14.22	13.57	14.52	14.06	13.50	
		Stride length (m)	5.38	6.05	6.40	6.31	6.14	6.07	6.49	6.31	6.49	6.43	6.19	
		Stride duration (s)	0.438	0.445	0.447	0.471	0.479	0.467	0.456	0.465	0.447	0.457	0.458	
		Stride efficiency (%)	45.25	57.10	64.01	62.28	58.90	57.65	65.77	62.30	65.79	64.56	59.86	
		Stride count	37.17	33.08	31.25	31.68	32.58	32.93	30.83	31.67	30.82	31.12	323.13	



Note: Horizontal distance axis grid lines are 200m furlongs.

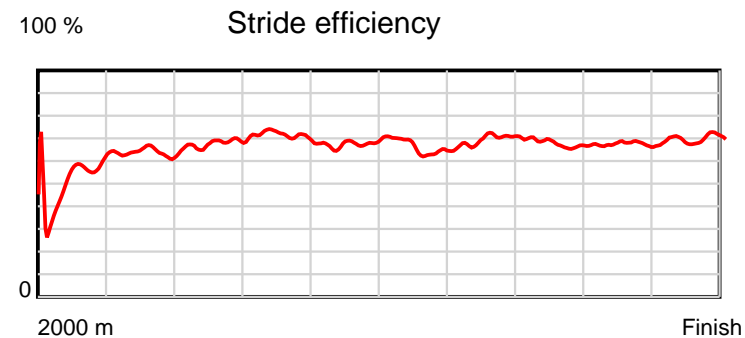
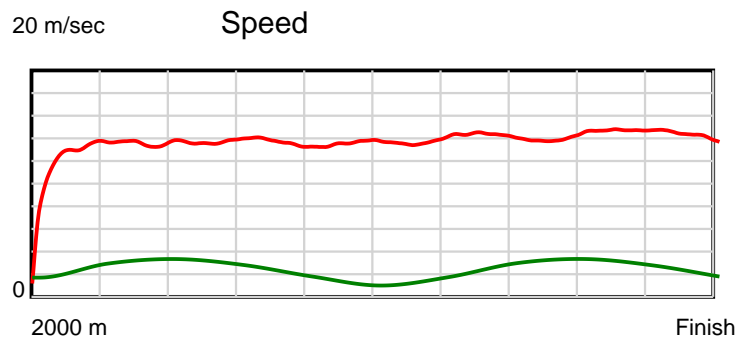
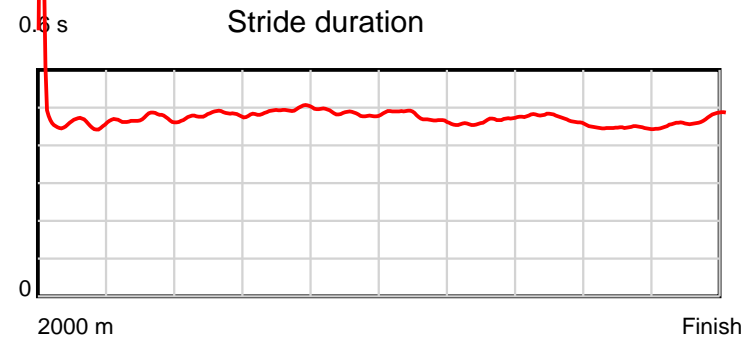
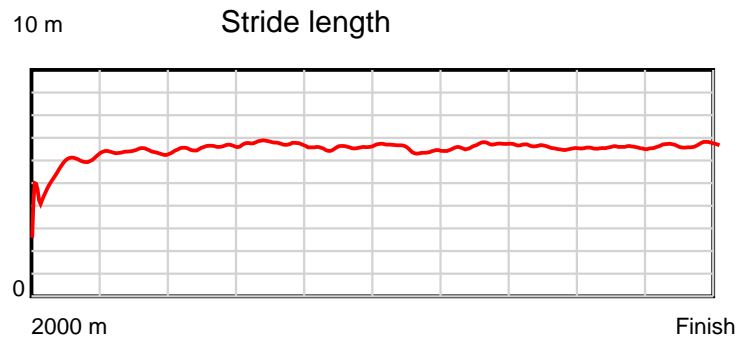
Disclaimer.

HRNZ and NZMTC and Thoroughbred Ratings Pty Ltd accepts no responsibility for the completeness or accuracy of any of the information contained herein, and makes no representations about its suitability for any particular purpose. Users should make their own judgements about those matters and/or seek independent advice. You assume all risks associated with use of the data provided on this page.

Race Results

July 25, 2025, Race 4, WOODLANDS STUD 'ALL STAR FIVE' PACE, Distance 2000m, Addington - Survey 3200m

Result	TAB no.	Horse (Barrier)	2000 to 1800m	1800m to 1600m	1600m to 1400m	1400m to 1200m	1200m to 1000m	1000m to 800m	800m to 600m	600m to 400m	400m to 200m	200m to WP	Total or Average	Margin
3rd	6	Bryce's Meddle (6)												
		Position in running (margin)	-	5(3.3)	5(4.7)	5(9.0)	5(8.2)	5(5.7)	4(3.6)	4(3.2)	4(2.9)	4(3.3)		3.20
		Sectional time (s)	16.81	15.19	14.79	14.78	15.19	15.06	13.98	14.69	13.84	14.30		
		Cumulative time (s)	148.63	131.82	116.63	101.84	87.06	71.87	56.81	42.83	28.14	14.30	2:28.63	
		Speed (m/s)	11.89	13.17	13.52	13.53	13.17	13.28	14.31	13.61	14.45	13.99	13.46	
		Stride length (m)	5.59	6.19	6.50	6.68	6.39	6.30	6.66	6.40	6.45	6.56	6.36	
		Stride duration (s)	0.467	0.471	0.481	0.493	0.485	0.474	0.465	0.470	0.446	0.469	0.472	
		Stride efficiency (%)	48.86	59.97	66.06	69.66	63.74	62.02	69.33	64.03	64.96	67.35	63.15	
		Stride count	35.77	32.29	30.76	29.95	31.32	31.75	30.03	31.24	31.02	30.47	314.60	



Note: Horizontal distance axis grid lines are 200m furlongs.

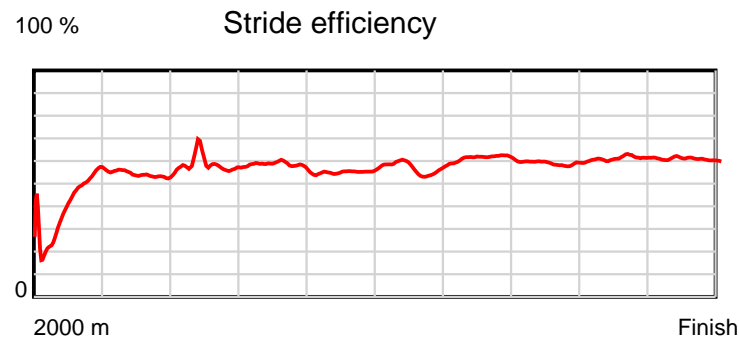
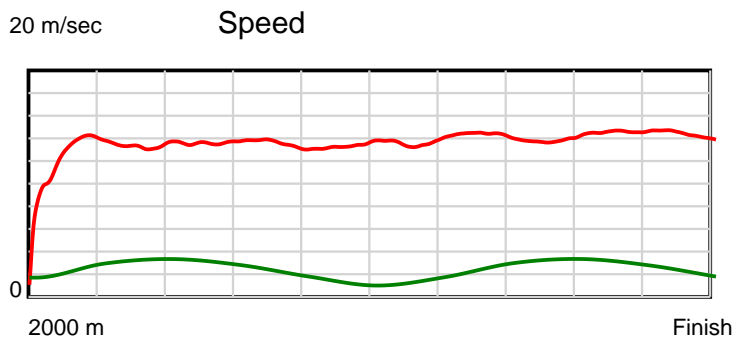
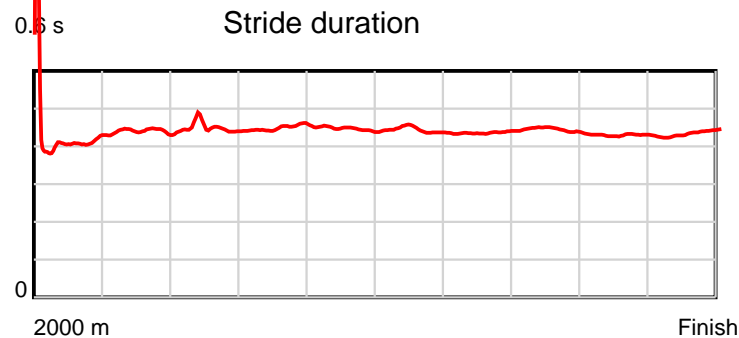
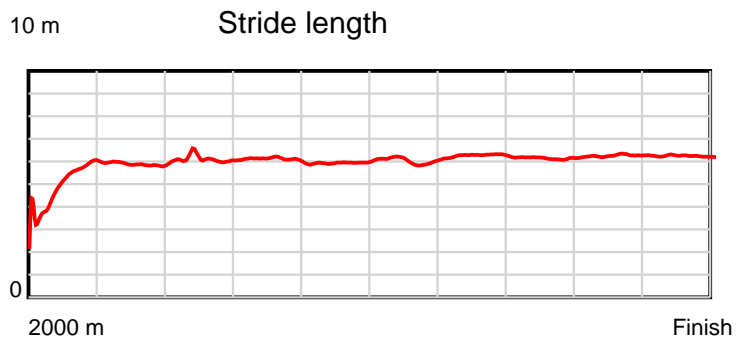
Disclaimer.

HRNZ and NZMTC and Thoroughbred Ratings Pty Ltd accepts no responsibility for the completeness or accuracy of any of the information contained herein, and makes no representations about its suitability for any particular purpose. Users should make their own judgements about those matters and/or seek independent advice. You assume all risks associated with use of the data provided on this page.

Race Results

July 25, 2025, Race 4, WOODLANDS STUD 'ALL STAR FIVE' PACE, Distance 2000m, Addington - Survey 3200m

Result	TAB no.	Horse (Barrier)	2000 to 1800m	1800m to 1600m	1600m to 1400m	1400m to 1200m	1200m to 1000m	1000m to 800m	800m to 600m	600m to 400m	400m to 200m	200m to WP	Total or Average	Margin
4th	5	Magician (5)												
		Position in running (margin)	-	6(4.7)	6(7.0)	6(11.5)	6(10.6)	6(7.7)	6(5.4)	6(4.8)	6(5.0)	6(5.4)		4.10
		Sectional time (s)	17.16	15.35	14.81	14.78	15.12	15.02	13.95	14.76	13.84	14.02		
		Cumulative time (s)	148.81	131.65	116.30	101.49	86.71	71.59	56.57	42.62	27.86	14.02	2:28.81	
		Speed (m/s)	11.65	13.03	13.50	13.53	13.23	13.32	14.34	13.55	14.45	14.27	13.44	
		Stride length (m)	4.85	5.74	6.04	6.08	5.90	5.90	6.25	6.01	6.20	6.21	5.89	
		Stride duration (s)	0.415	0.440	0.447	0.450	0.446	0.443	0.436	0.443	0.429	0.436	0.438	
		Stride efficiency (%)	36.82	51.40	56.98	57.83	54.47	54.39	61.07	56.43	60.15	60.34	54.22	
		Stride count	41.20	34.87	33.12	32.88	33.87	33.90	31.99	33.28	32.24	32.19	339.54	



Note: Horizontal distance axis grid lines are 200m furlongs.

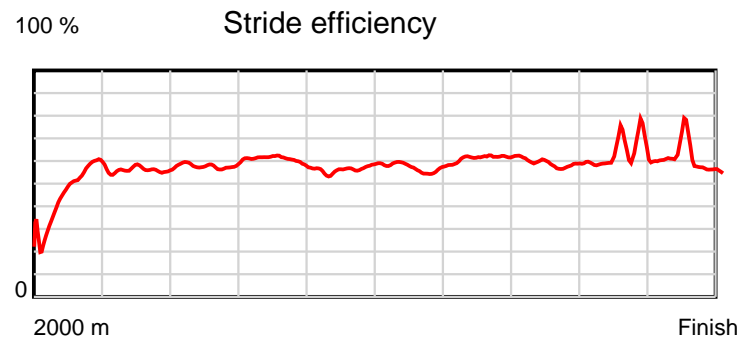
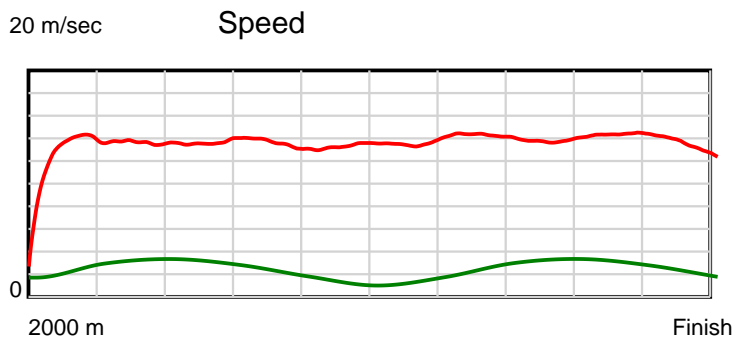
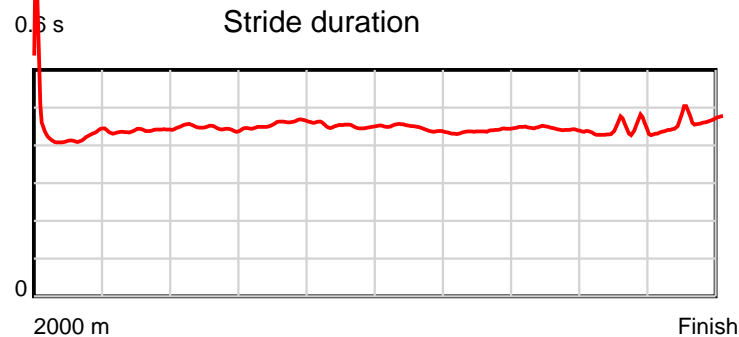
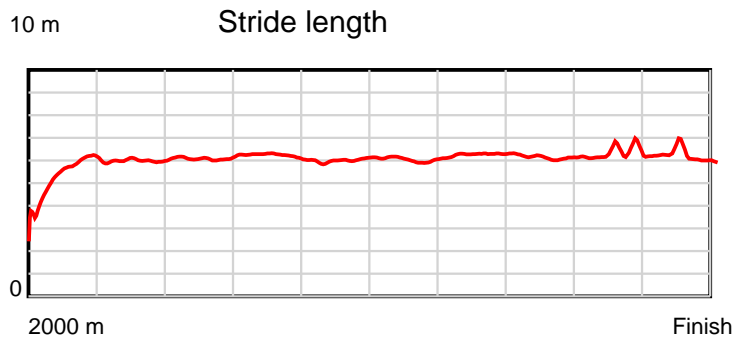
Disclaimer.

HRNZ and NZMTC and Thoroughbred Ratings Pty Ltd accepts no responsibility for the completeness or accuracy of any of the information contained herein, and makes no representations about its suitability for any particular purpose. Users should make their own judgements about those matters and/or seek independent advice. You assume all risks associated with use of the data provided on this page.

Race Results

July 25, 2025, Race 4, WOODLANDS STUD 'ALL STAR FIVE' PACE, Distance 2000m, Addington - Survey 3200m

Result	TAB no.	Horse (Barrier)	2000 to 1800m	1800m to 1600m	1600m to 1400m	1400m to 1200m	1200m to 1000m	1000m to 800m	800m to 600m	600m to 400m	400m to 200m	200m to WP	Total or Average	Margin
5th	4	Cardi B (4)												
		Position in running (margin)	-	3(1.2)	3(2.5)	4(7.3)	4(6.2)	4(4.0)	2(1.5)	2(1.2)	2(1.1)	3(2.9)		7.40
		Sectional time (s)	16.50	15.18	14.87	14.74	15.26	14.97	13.99	14.73	14.06	15.09		
		Cumulative time (s)	149.39	132.89	117.71	102.84	88.10	72.84	57.87	43.88	29.15	15.09	2:29.39	
		Speed (m/s)	12.12	13.18	13.45	13.57	13.11	13.36	14.30	13.58	14.22	13.25	13.39	
		Stride length (m)	5.27	5.78	6.01	6.20	5.92	5.94	6.28	6.02	6.22	6.13	5.96	
		Stride duration (s)	0.428	0.438	0.447	0.457	0.452	0.444	0.439	0.444	0.438	0.462	0.445	
		Stride efficiency (%)	43.38	52.15	56.51	60.13	54.80	55.06	61.56	56.70	60.55	58.74	55.58	
		Stride count	37.96	34.62	33.26	32.24	33.77	33.69	31.87	33.20	32.13	32.62	335.36	



Note: Horizontal distance axis grid lines are 200m furlongs.

Disclaimer.

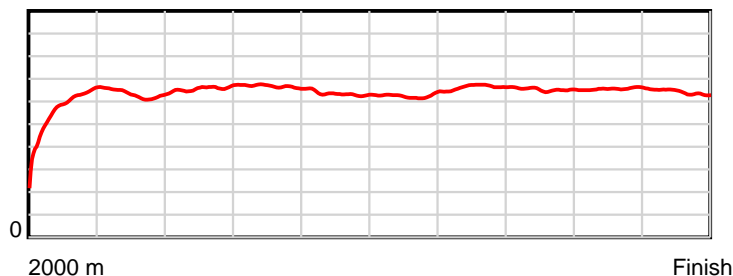
HRNZ and NZMTC and Thoroughbred Ratings Pty Ltd accepts no responsibility for the completeness or accuracy of any of the information contained herein, and makes no representations about its suitability for any particular purpose. Users should make their own judgements about those matters and/or seek independent advice. You assume all risks associated with use of the data provided on this page.

Race Results

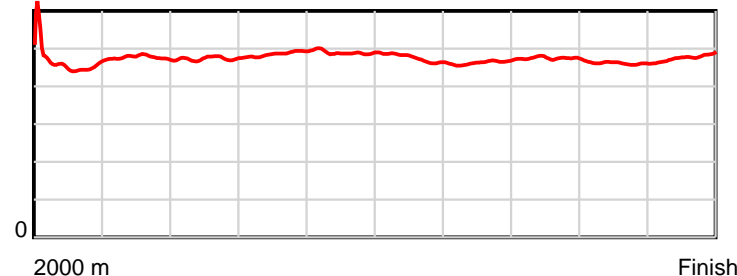
July 25, 2025, Race 4, WOODLANDS STUD 'ALL STAR FIVE' PACE, Distance 2000m, Addington - Survey 3200m

Result	TAB no.	Horse (Barrier)	2000 to	1800m to	1600m to	1400m to	1200m to	1000m to	800m to	600m to	400m to	200m to	Total or	Margin
6th	2	Black Mach (2)	1800m	1600m	1400m	1200m	1000m	800m	600m	400m	200m	WP	Average	
		Position in running (margin)	-	2(0.6)	4(2.9)	3(4.9)	3(4.3)	3(4.0)	5(4.2)	5(3.8)	5(4.0)	5(5.1)		9.20
		Sectional time (s)	16.36	15.35	14.40	14.83	15.57	15.42	13.99	14.77	13.95	15.07		
		Cumulative time (s)	149.71	133.35	118.00	103.60	88.77	73.20	57.78	43.79	29.02	15.07	2:29.71	
		Speed (m/s)	12.22	13.03	13.89	13.49	12.85	12.97	14.30	13.54	14.34	13.27	13.36	
		Stride length (m)	5.66	6.21	6.58	6.56	6.29	6.15	6.63	6.42	6.61	6.34	6.33	
		Stride duration (s)	0.459	0.476	0.474	0.487	0.490	0.474	0.464	0.474	0.461	0.478	0.474	
		Stride efficiency (%)	50.09	60.20	67.71	67.28	61.83	59.03	68.63	64.41	68.26	62.82	62.65	
		Stride count	35.33	32.22	30.38	30.48	31.79	32.54	30.18	31.15	30.26	31.54	315.87	

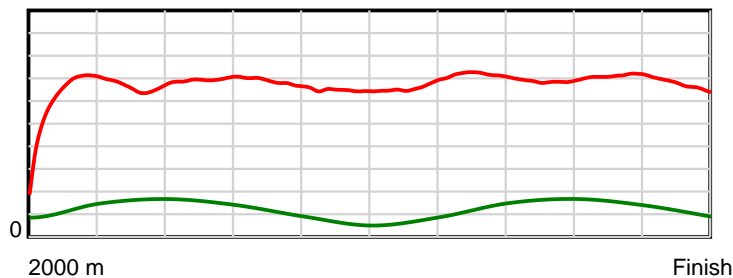
10 m Stride length



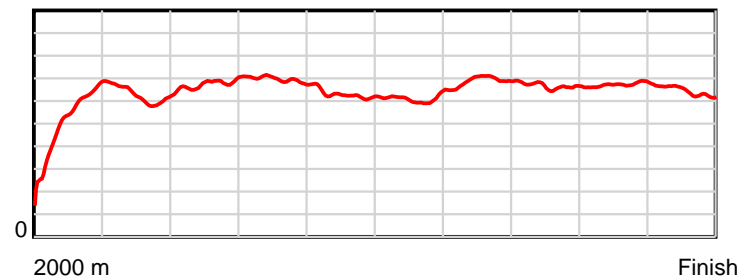
0.6 s Stride duration



20 m/sec Speed



100 % Stride efficiency



Note: Horizontal distance axis grid lines are 200m furlongs.

Disclaimer.

HRNZ and NZMTC and Thoroughbred Ratings Pty Ltd accepts no responsibility for the completeness or accuracy of any of the information contained herein, and makes no representations about its suitability for any particular purpose. Users should make their own judgements about those matters and/or seek independent advice. You assume all risks associated with use of the data provided on this page.



Race Results



July 25, 2025, Race 5, PASCOES THE JEWELLERS WINTER REWARDS HANDICAP TROT, Distance 2600m, Addington - Survey 3200m

Result	TAB no.	Horse (Barrier)	2600 to	2400m to
1st	12	Almighty (10)	2400m	2200m
		Position in running (margin)	-	6(9.2)
		Sectional time (s)	17.75	14.65
		Cumulative time (s)	200.92	183.17
		Speed (m/s)	11.26	13.65
		Stride length (m)	5.78	6.08
		Stride duration (s)	0.452	0.445
		Stride efficiency (%)	52.14	57.80
		Stride count	34.63	32.88

Disclaimer.

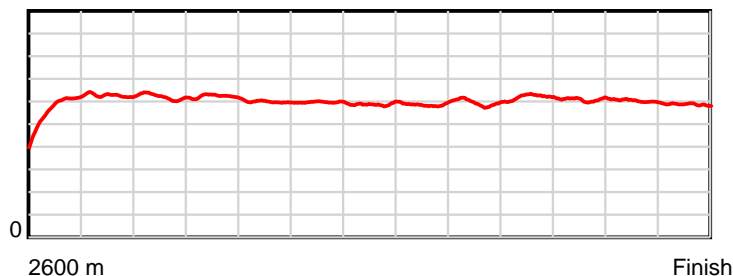
HRNZ and NZMTC and Thoroughbred Ratings Pty Ltd accepts no responsibility for the completeness or accuracy of any of the information contained herein, and makes no representations about its suitability for any particular purpose. Users should make their own judgements about those matters and/or seek independent advice. You assume all risks associated with use of the data provided on this page.

Race Results

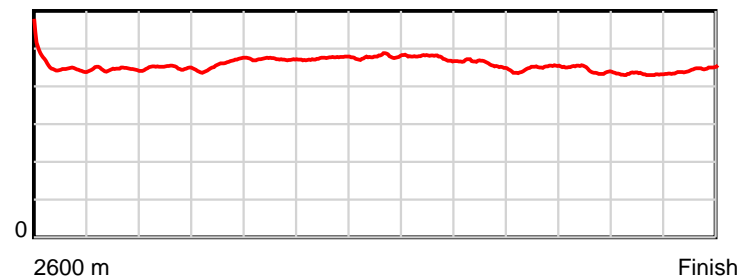
July 25, 2025, Race 5, PASCOES THE JEWELLERS WINTER REWARDS HANDICAP TROT, Distance 2600m, Addington - Survey 3200m

Result	TAB no.	Horse (Barrier)	2200m to	2000m to	1800m to	1600m to	1400m to	1200m to	1000m to	800m to	600m to	400m to	200m to	Total or	Margin
1st	12	Almighty (10)	2000m	1800m	1600m	1400m	1200m	1000m	800m	600m	400m	200m	WP	Average	
		Position in running (margin)	4(4.7)	2(0.6)	1(0.0)	1(0.0)	1(0.0)	1(0.0)	1(0.0)	2(0.4)	2(0.1)	1(0.0)	1(0.0)		0.00
		Sectional time (s)	14.91	14.81	16.02	16.00	16.33	16.18	15.56	14.49	14.72	14.30	15.20		
		Cumulative time (s)	168.52	153.61	138.80	122.78	106.78	90.45	74.27	58.71	44.22	29.50	15.20	3:20.92	
		Speed (m/s)	13.41	13.50	12.48	12.50	12.25	12.36	12.85	13.80	13.59	13.99	13.16	12.94	
		Stride length (m)	6.03	6.20	5.88	5.93	5.86	5.88	5.90	6.19	6.02	6.05	5.86	5.97	
		Stride duration (s)	0.450	0.459	0.471	0.475	0.478	0.476	0.459	0.448	0.443	0.432	0.445	0.461	
		Stride efficiency (%)	56.89	60.08	54.08	55.04	53.67	54.01	54.32	59.81	56.56	57.13	53.61	55.70	
		Stride count	33.15	32.26	34.00	33.70	34.13	34.02	33.92	32.33	33.24	33.08	34.15	435.49	

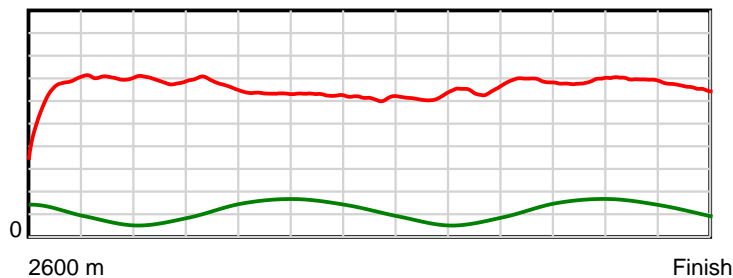
10 m Stride length



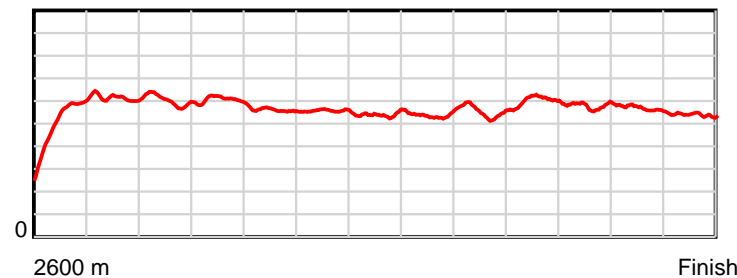
0.6 s Stride duration



20 m/sec Speed



100 % Stride efficiency



Note: Horizontal distance axis grid lines are 200m furlongs.

Disclaimer.

HRNZ and NZMTC and Thoroughbred Ratings Pty Ltd accepts no responsibility for the completeness or accuracy of any of the information contained herein, and makes no representations about its suitability for any particular purpose. Users should make their own judgements about those matters and/or seek independent advice. You assume all risks associated with use of the data provided on this page.



Race Results



July 25, 2025, Race 5, PASCOES THE JEWELLERS WINTER REWARDS HANDICAP TROT, Distance 2600m, Addington - Survey 3200m

Result	TAB no.	Horse (Barrier)	2600 to	2400m to
2nd	3	Randel Huston ... (5)	2400m	2200m
		Position in running (margin)	-	5(9.2)
		Sectional time (s)	17.76	14.99
		Cumulative time (s)	201.10	183.34
		Speed (m/s)	11.26	13.34
		Stride length (m)	5.47	6.37
		Stride duration (s)	0.474	0.477
		Stride efficiency (%)	46.82	63.37
		Stride count	36.54	31.41

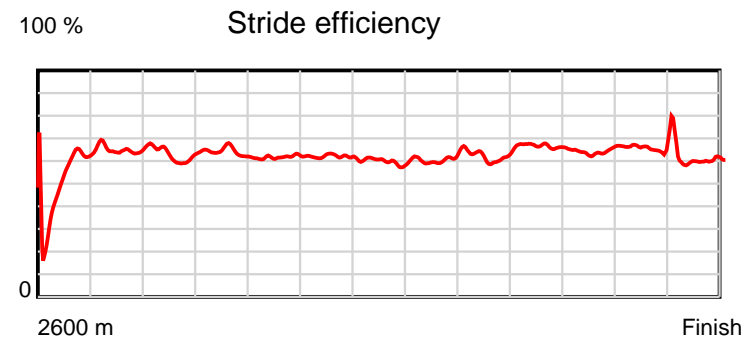
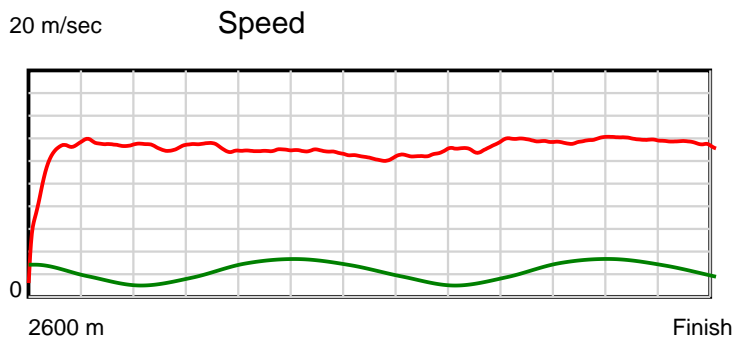
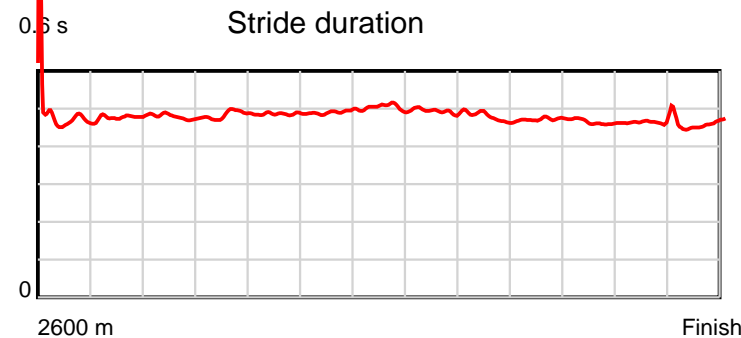
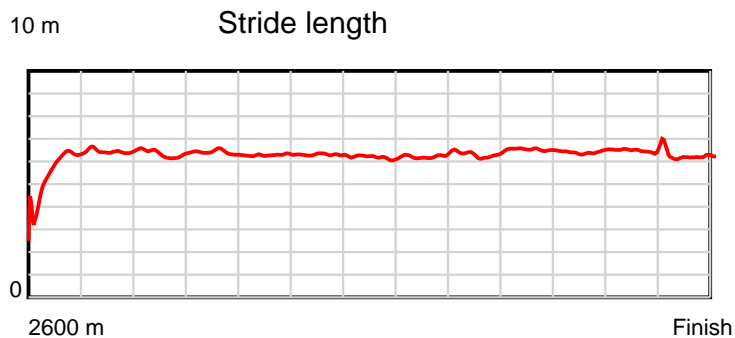
Disclaimer.

HRNZ and NZMTC and Thoroughbred Ratings Pty Ltd accepts no responsibility for the completeness or accuracy of any of the information contained herein, and makes no representations about its suitability for any particular purpose. Users should make their own judgements about those matters and/or seek independent advice. You assume all risks associated with use of the data provided on this page.

Race Results

July 25, 2025, Race 5, PASCOES THE JEWELLERS WINTER REWARDS HANDICAP TROT, Distance 2600m, Addington - Survey 3200m

Result	TAB no.	Horse (Barrier)	2200m to	2000m to	1800m to	1600m to	1400m to	1200m to	1000m to	800m to	600m to	400m to	200m to	Total or	Margin
2nd	3	Randel Huston ... (5)	2000m	1800m	1600m	1400m	1200m	1000m	800m	600m	400m	200m	WP	Average	
		Position in running (margin)	6(6.7)	6(5.3)	6(7.0)	5(5.8)	5(4.7)	5(4.1)	4(2.8)	3(1.8)	4(1.9)	3(2.1)	3(3.7)		1.00
		Sectional time (s)	15.35	15.19	15.84	15.82	16.23	15.96	15.32	14.57	14.76	14.56	14.75		
		Cumulative time (s)	168.35	153.00	137.81	121.97	106.15	89.92	73.96	58.64	44.07	29.31	14.75	3:21.10	
		Speed (m/s)	13.03	13.17	12.63	12.64	12.32	12.53	13.05	13.73	13.55	13.74	13.56	12.93	
		Stride length (m)	6.24	6.38	6.14	6.21	6.20	6.20	6.22	6.48	6.28	6.40	6.21	6.20	
		Stride duration (s)	0.479	0.484	0.486	0.491	0.503	0.495	0.476	0.472	0.464	0.466	0.458	0.480	
		Stride efficiency (%)	60.78	63.54	58.82	60.23	60.06	60.06	60.38	65.64	61.72	63.93	60.24	60.16	
		Stride count	32.07	31.37	32.60	32.21	32.26	32.26	32.17	30.86	31.82	31.27	32.21	419.05	



Note: Horizontal distance axis grid lines are 200m furlongs.

Disclaimer.

HRNZ and NZMTC and Thoroughbred Ratings Pty Ltd accepts no responsibility for the completeness or accuracy of any of the information contained herein, and makes no representations about its suitability for any particular purpose. Users should make their own judgements about those matters and/or seek independent advice. You assume all risks associated with use of the data provided on this page.



Race Results



July 25, 2025, Race 5, PASCOES THE JEWELLERS WINTER REWARDS HANDICAP TROT, Distance 2600m, Addington - Survey 3200m

Result	TAB no.	Horse (Barrier)	2600 to	2400m to
3rd	7	Buffy Northsta... (13)	2400m	2200m
		Position in running (margin)	-	3(5.4)
		Sectional time (s)	16.95	15.26
		Cumulative time (s)	201.42	184.47
		Speed (m/s)	11.80	13.11
		Stride length (m)	0.00	34.09
		Stride duration (s)	0.000	2.601
		Stride efficiency (%)	0.00	1816.41
		Stride count	0.00	5.87

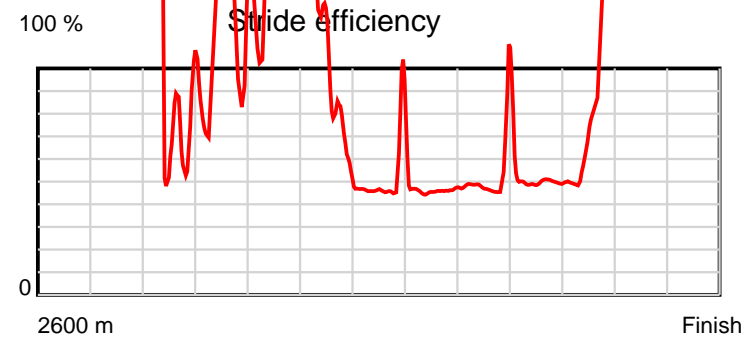
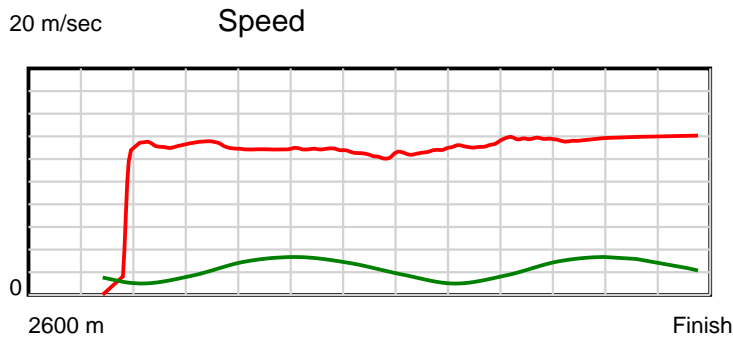
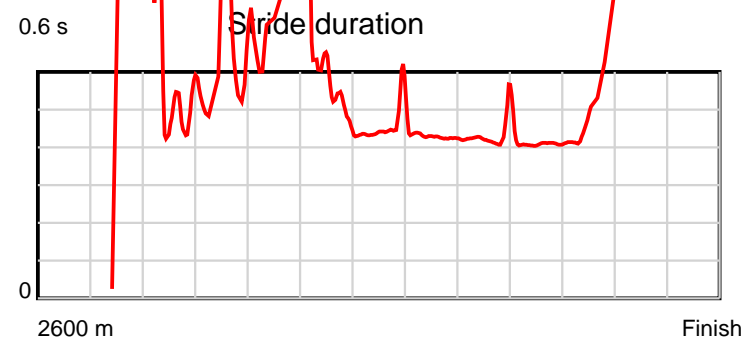
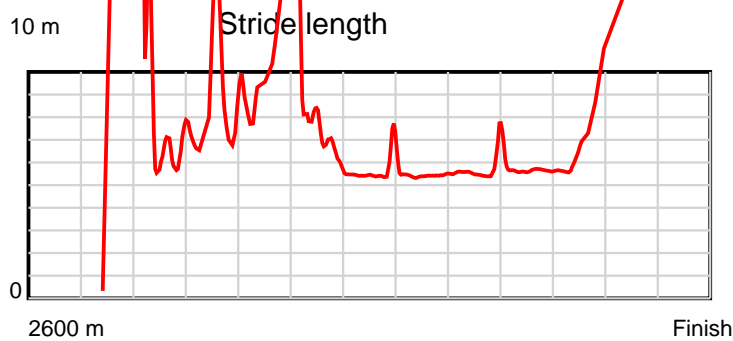
Disclaimer.

HRNZ and NZMTC and Thoroughbred Ratings Pty Ltd accepts no responsibility for the completeness or accuracy of any of the information contained herein, and makes no representations about its suitability for any particular purpose. Users should make their own judgements about those matters and/or seek independent advice. You assume all risks associated with use of the data provided on this page.

Race Results

July 25, 2025, Race 5, PASCOES THE JEWELLERS WINTER REWARDS HANDICAP TROT, Distance 2600m, Addington - Survey 3200m

Result	TAB no.	Horse (Barrier)	2200m to	2000m to	1800m to	1600m to	1400m to	1200m to	1000m to	800m to	600m to	400m to	200m to	Total or	Margin
3rd	7	Buffy Northsta... (13)	2000m	1800m	1600m	1400m	1200m	1000m	800m	600m	400m	200m	WP	Average	
		Position in running (margin)	3(4.5)	4(3.4)	3(4.6)	3(3.9)	3(2.9)	2(2.3)	2(0.8)	1(0.0)	1(0.0)	2(0.3)	2(1.7)		2.80
		Sectional time (s)	15.39	15.11	15.90	15.84	16.23	15.94	15.35	14.56	14.78	14.54	15.57		
		Cumulative time (s)	169.21	153.82	138.71	122.81	106.97	90.74	74.80	59.45	44.89	30.11	15.57	3:21.42	
		Speed (m/s)	13.00	13.24	12.58	12.63	12.32	12.55	13.03	13.74	13.53	13.76	12.85	12.91	
		Stride length (m)	6.76	7.60	9.37	6.02	5.60	5.37	5.56	5.61	8.92	53.31	66.72	8.96	
		Stride duration (s)	0.520	0.575	0.745	0.477	0.455	0.428	0.427	0.409	0.659	3.875	5.193	0.694	
		Stride efficiency (%)	71.39	90.36	137.19	56.58	49.06	45.05	48.30	49.25	124.20	4440.96	6955.92	125.54	
		Stride count	29.59	26.30	21.35	33.24	35.70	37.25	35.98	35.62	22.43	3.75	3.00	290.08	



Note: Horizontal distance axis grid lines are 200m furlongs.

Disclaimer.

HRNZ and NZMTC and Thoroughbred Ratings Pty Ltd accepts no responsibility for the completeness or accuracy of any of the information contained herein, and makes no representations about its suitability for any particular purpose. Users should make their own judgements about those matters and/or seek independent advice. You assume all risks associated with use of the data provided on this page.



Race Results



July 25, 2025, Race 5, PASCOES THE JEWELLERS WINTER REWARDS HANDICAP TROT, Distance 2600m, Addington - Survey 3200m

Result	TAB no.	Horse (Barrier)	2600 to	2400m to
4th	6	Monarch Prince (12)	2400m	2200m
		Position in running (margin)	-	1(0.0)
		Sectional time (s)	16.23	15.39
		Cumulative time (s)	202.33	186.10
		Speed (m/s)	12.32	13.00
		Stride length (m)	91.70	82.89
		Stride duration (s)	7.373	6.380
		Stride efficiency (%)	13140.09	10736.83
		Stride count	2.18	2.41

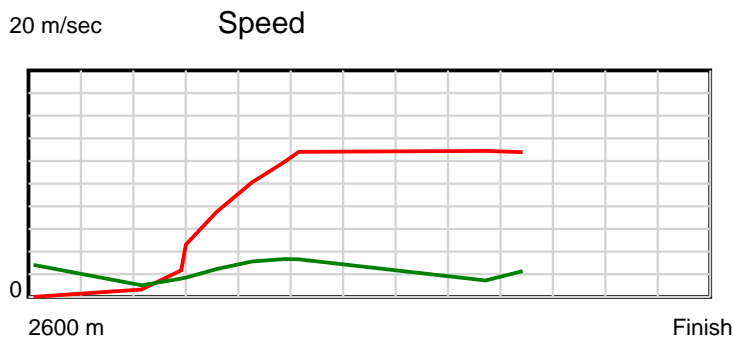
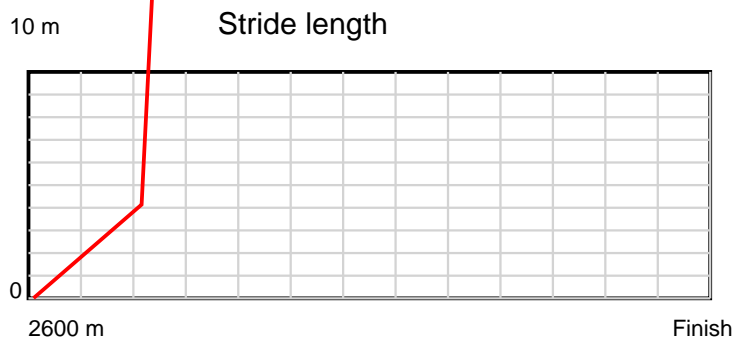
Disclaimer.

HRNZ and NZMTC and Thoroughbred Ratings Pty Ltd accepts no responsibility for the completeness or accuracy of any of the information contained herein, and makes no representations about its suitability for any particular purpose. Users should make their own judgements about those matters and/or seek independent advice. You assume all risks associated with use of the data provided on this page.

Race Results

July 25, 2025, Race 5, PASCOES THE JEWELLERS WINTER REWARDS HANDICAP TROT, Distance 2600m, Addington - Survey 3200m

Result	TAB no.	Horse (Barrier)	2200m to	2000m to	1800m to	1600m to	1400m to	1200m to	1000m to	800m to	600m to	400m to	200m to	Total or	Margin
4th	6	Monarch Prince (12)	2000m	1800m	1600m	1400m	1200m	1000m	800m	600m	400m	200m	WP	Average	
		Position in running (margin)	1(0.0)	1(0.0)	2(2.0)	2(2.2)	2(2.3)	3(2.4)	3(2.3)	4(2.2)	3(1.9)	4(2.7)	4(5.5)		7.80
		Sectional time (s)	15.59	15.25	16.04	16.03	16.34	16.16	15.48	14.49	14.86	14.77	15.70		
		Cumulative time (s)	170.71	155.12	139.87	123.83	107.80	91.46	75.30	59.82	45.33	30.47	15.70	3:22.33	
		Speed (m/s)	12.83	13.11	12.47	12.48	12.24	12.38	12.92	13.80	13.46	13.54	12.74	12.85	
		Stride length (m)	225.76	27.15	123.83	59.34	53.34	53.93	75.85	216.42	139.22	140.06	131.80	78.20	
		Stride duration (s)	17.597	2.070	9.931	4.755	4.358	4.358	5.872	15.682	10.344	10.344	10.344	6.085	
		Stride efficiency (%)	79644.68	1151.65	23962.95	5503.29	4445.23	4544.81	8989.67	73191.08	30286.00	30656.21	27144.86	9554.92	
		Stride count	0.89	7.37	1.62	3.37	3.75	3.71	2.64	0.92	1.44	1.43	1.52	33.25	



Note: Horizontal distance axis grid lines are 200m furlongs.

Disclaimer.

HRNZ and NZMTC and Thoroughbred Ratings Pty Ltd accepts no responsibility for the completeness or accuracy of any of the information contained herein, and makes no representations about its suitability for any particular purpose. Users should make their own judgements about those matters and/or seek independent advice. You assume all risks associated with use of the data provided on this page.



Race Results



July 25, 2025, Race 5, PASCOES THE JEWELLERS WINTER REWARDS HANDICAP TROT, Distance 2600m, Addington - Survey 3200m

Result	TAB no.	Horse (Barrier)	2600 to	2400m to
5th	2	Mode (4)	2400m	2200m
		Position in running (margin)	-	4(6.2)
		Sectional time (s)	17.20	15.27
		Cumulative time (s)	202.65	185.45
		Speed (m/s)	11.62	13.10
		Stride length (m)	5.27	5.99
		Stride duration (s)	0.443	0.458
		Stride efficiency (%)	43.38	56.11
		Stride count	37.96	33.38

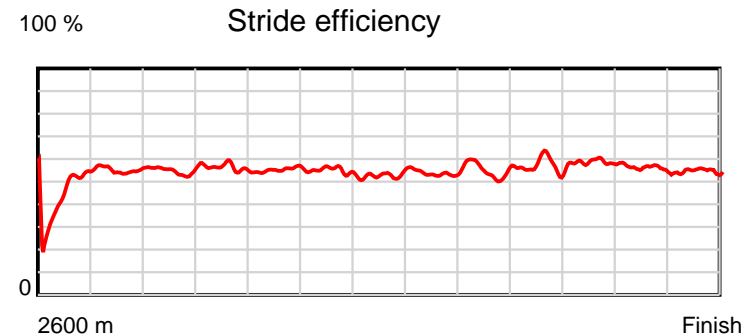
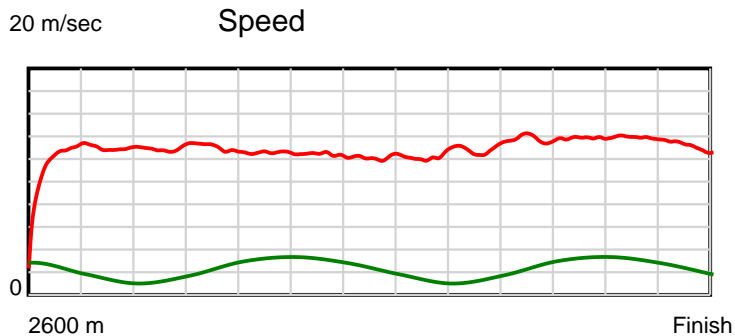
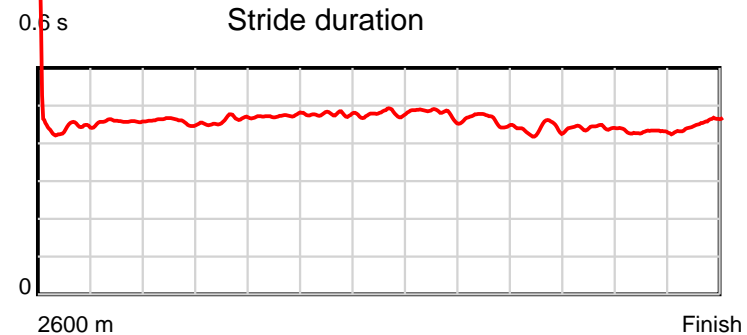
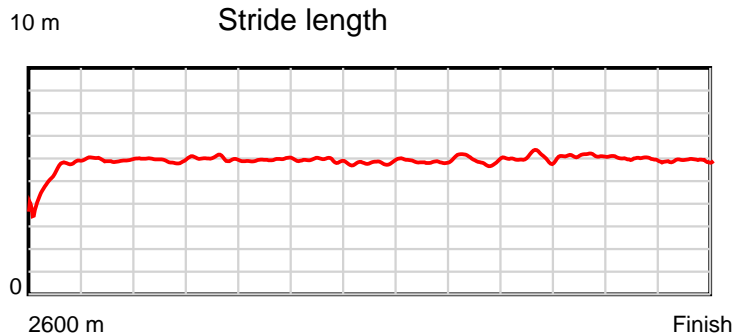
Disclaimer.

HRNZ and NZMTC and Thoroughbred Ratings Pty Ltd accepts no responsibility for the completeness or accuracy of any of the information contained herein, and makes no representations about its suitability for any particular purpose. Users should make their own judgements about those matters and/or seek independent advice. You assume all risks associated with use of the data provided on this page.

Race Results

July 25, 2025, Race 5, PASCOES THE JEWELLERS WINTER REWARDS HANDICAP TROT, Distance 2600m, Addington - Survey 3200m

Result	TAB no.	Horse (Barrier)	2200m to	2000m to	1800m to	1600m to	1400m to	1200m to	1000m to	800m to	600m to	400m to	200m to	Total or	Margin
5th	2	Mode (4)	2000m	1800m	1600m	1400m	1200m	1000m	800m	600m	400m	200m	WP	Average	
		Position in running (margin)	5(5.5)	5(4.7)	5(6.6)	6(6.3)	6(6.1)	6(6.2)	7(6.4)	7(6.5)	8(5.6)	9(6.9)	6(10.0)		9.60
		Sectional time (s)	15.46	15.23	15.96	15.98	16.34	16.22	15.50	14.39	14.96	14.81	15.33		
		Cumulative time (s)	170.18	154.72	139.49	123.53	107.55	91.21	74.99	59.49	45.10	30.14	15.33	3:22.65	
		Speed (m/s)	12.94	13.13	12.53	12.52	12.24	12.33	12.90	13.90	13.37	13.50	13.05	12.83	
		Stride length (m)	5.93	6.05	5.93	5.97	5.85	5.92	5.97	6.09	5.91	5.80	5.90	5.89	
		Stride duration (s)	0.459	0.461	0.473	0.477	0.478	0.480	0.463	0.438	0.442	0.430	0.452	0.459	
		Stride efficiency (%)	55.01	57.23	55.01	55.76	53.54	54.79	55.67	57.88	54.53	52.63	54.48	54.12	
		Stride count	33.71	33.05	33.71	33.48	34.17	33.78	33.51	32.86	33.86	34.46	33.87	441.80	



Note: Horizontal distance axis grid lines are 200m furlongs.

Disclaimer.

HRNZ and NZMTC and Thoroughbred Ratings Pty Ltd accepts no responsibility for the completeness or accuracy of any of the information contained herein, and makes no representations about its suitability for any particular purpose. Users should make their own judgements about those matters and/or seek independent advice. You assume all risks associated with use of the data provided on this page.



Race Results



July 25, 2025, Race 5, PASCOES THE JEWELLERS WINTER REWARDS HANDICAP TROT, Distance 2600m, Addington - Survey 3200m

Result	TAB no.	Horse (Barrier)	2600 to	2400m to
6th	13	Koko Kaboom (11)	2400m	2200m
		Position in running (margin)	-	12(18.6)
		Sectional time (s)	19.47	16.10
		Cumulative time (s)	202.76	183.29
		Speed (m/s)	10.27	12.42
		Stride length (m)	5.48	5.61
		Stride duration (s)	0.459	0.452
		Stride efficiency (%)	46.96	49.23
		Stride count	36.48	35.63

Disclaimer.

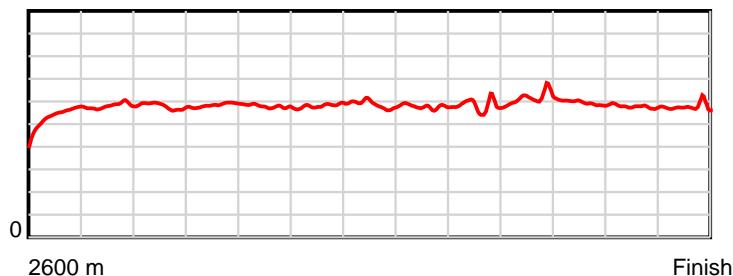
HRNZ and NZMTC and Thoroughbred Ratings Pty Ltd accepts no responsibility for the completeness or accuracy of any of the information contained herein, and makes no representations about its suitability for any particular purpose. Users should make their own judgements about those matters and/or seek independent advice. You assume all risks associated with use of the data provided on this page.

Race Results

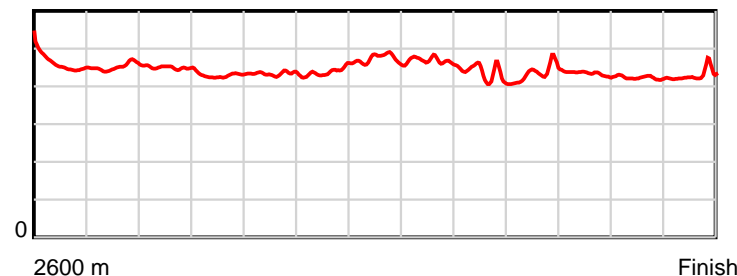
July 25, 2025, Race 5, PASCOES THE JEWELLERS WINTER REWARDS HANDICAP TROT, Distance 2600m, Addington - Survey 3200m

Result	TAB no.	Horse (Barrier)	2200m to	2000m to	1800m to	1600m to	1400m to	1200m to	1000m to	800m to	600m to	400m to	200m to	Total or	Margin
6th	13	Koko Kaboom (11)	2000m	1800m	1600m	1400m	1200m	1000m	800m	600m	400m	200m	WP	Average	
		Position in running (margin)	12(22.9)	11(23.7)	11(22.4)	11(17.3)	11(12.1)	10(10.3)	11(10.7)	11(9.4)	10(7.1)	10(8.9)	9(11.8)		10.20
		Sectional time (s)	15.72	14.69	15.17	15.14	16.04	16.24	15.27	14.17	15.03	14.78	14.94		
		Cumulative time (s)	167.19	151.47	136.78	121.61	106.47	90.43	74.19	58.92	44.75	29.72	14.94	3:22.76	
		Speed (m/s)	12.72	13.61	13.18	13.21	12.47	12.32	13.10	14.11	13.31	13.53	13.39	12.82	
		Stride length (m)	5.72	5.83	5.72	5.80	5.89	5.77	5.66	6.14	5.76	5.71	5.74	5.75	
		Stride duration (s)	0.450	0.428	0.434	0.439	0.472	0.469	0.432	0.435	0.433	0.422	0.429	0.449	
		Stride efficiency (%)	51.13	53.17	51.08	52.56	54.21	52.07	50.07	58.91	51.92	51.00	51.43	51.73	
		Stride count	34.96	34.29	34.98	34.49	33.96	34.65	35.33	32.57	34.70	35.01	34.86	451.91	

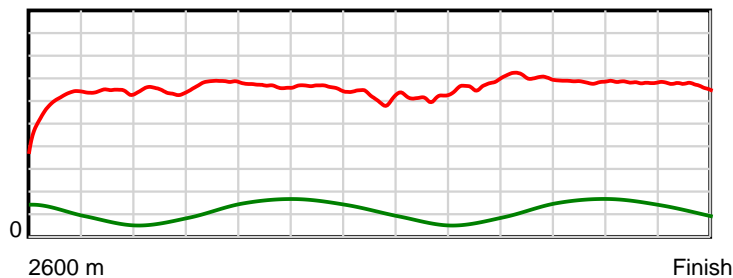
10 m Stride length



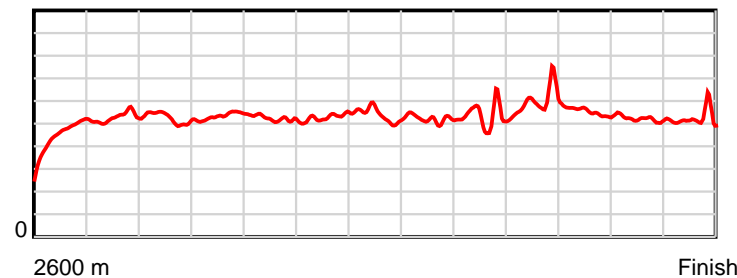
0.6 s Stride duration



20 m/sec Speed



100 % Stride efficiency



Note: Horizontal distance axis grid lines are 200m furlongs.

Disclaimer.

HRNZ and NZMTC and Thoroughbred Ratings Pty Ltd accepts no responsibility for the completeness or accuracy of any of the information contained herein, and makes no representations about its suitability for any particular purpose. Users should make their own judgements about those matters and/or seek independent advice. You assume all risks associated with use of the data provided on this page.



Race Results



July 25, 2025, Race 5, PASCOES THE JEWELLERS WINTER REWARDS HANDICAP TROT, Distance 2600m, Addington - Survey 3200m

Result	TAB no.	Horse (Barrier)	2600 to	2400m to
7th	11	Lookslkeatrix... (7)	2400m	2200m
		Position in running (margin)	-	7(11.8)
		Sectional time (s)	18.23	15.02
		Cumulative time (s)	203.01	184.78
		Speed (m/s)	10.97	13.32
		Stride length (m)	5.66	6.07
		Stride duration (s)	0.457	0.456
		Stride efficiency (%)	50.14	57.65
		Stride count	35.31	32.93

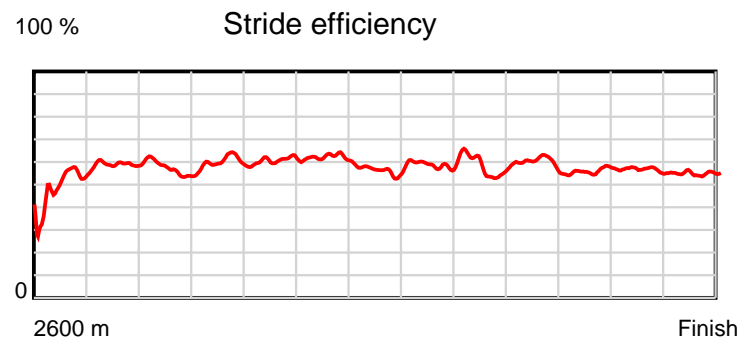
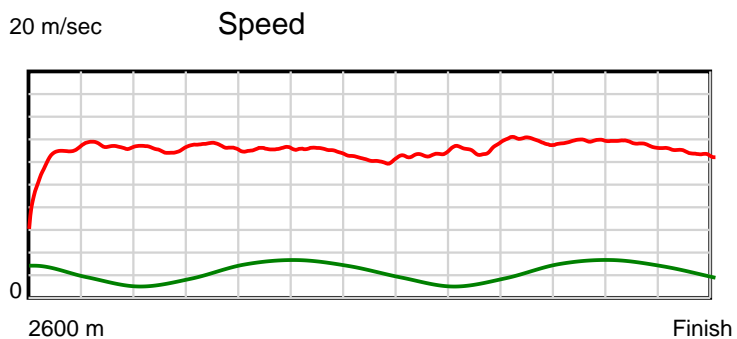
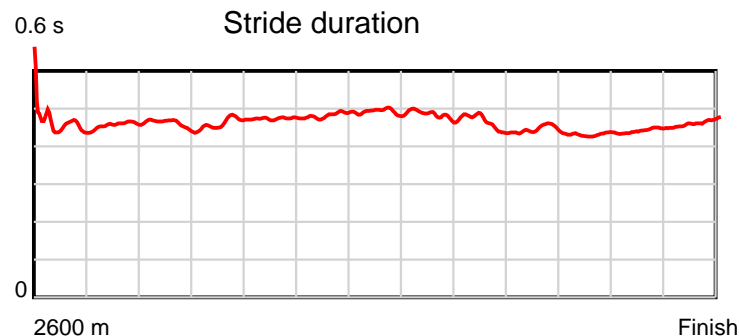
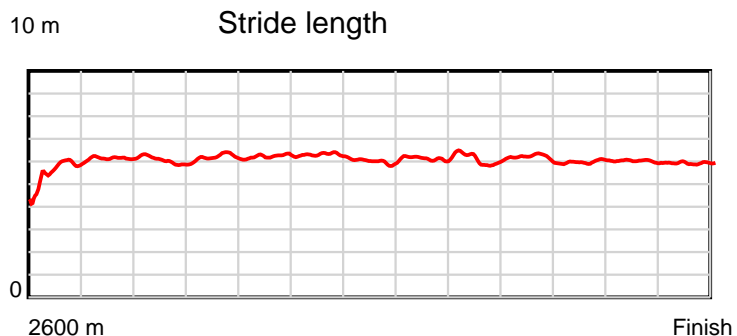
Disclaimer.

HRNZ and NZMTC and Thoroughbred Ratings Pty Ltd accepts no responsibility for the completeness or accuracy of any of the information contained herein, and makes no representations about its suitability for any particular purpose. Users should make their own judgements about those matters and/or seek independent advice. You assume all risks associated with use of the data provided on this page.

Race Results

July 25, 2025, Race 5, PASCOES THE JEWELLERS WINTER REWARDS HANDICAP TROT, Distance 2600m, Addington - Survey 3200m

Result	TAB no.	Horse (Barrier)	2200m to	2000m to	1800m to	1600m to	1400m to	1200m to	1000m to	800m to	600m to	400m to	200m to	Total or	Margin
7th	11	Looklikeatrix... (7)	2000m	1800m	1600m	1400m	1200m	1000m	800m	600m	400m	200m	WP	Average	
		Position in running (margin)	7(9.6)	7(8.7)	7(9.2)	7(7.8)	7(6.7)	7(6.2)	6(5.0)	5(4.4)	5(3.9)	5(4.7)	5(9.3)		11.60
		Sectional time (s)	15.43	14.99	15.80	15.82	16.25	15.99	15.37	14.48	14.86	15.07	15.70		
		Cumulative time (s)	169.76	154.33	139.34	123.54	107.72	91.47	75.48	60.11	45.63	30.77	15.70	3:23.01	
		Speed (m/s)	12.96	13.34	12.66	12.64	12.31	12.51	13.01	13.81	13.46	13.27	12.74	12.81	
		Stride length (m)	5.97	6.16	6.00	6.11	6.05	6.05	6.00	6.15	5.80	5.87	5.91	5.98	
		Stride duration (s)	0.461	0.461	0.474	0.483	0.491	0.484	0.461	0.445	0.431	0.442	0.464	0.467	
		Stride efficiency (%)	55.69	59.24	56.18	58.29	57.12	57.24	56.33	59.05	52.58	53.86	54.67	55.91	
		Stride count	33.50	32.48	33.36	32.75	33.08	33.05	33.31	32.53	34.48	34.07	33.81	434.66	



Note: Horizontal distance axis grid lines are 200m furlongs.

Disclaimer.

HRNZ and NZMTC and Thoroughbred Ratings Pty Ltd accepts no responsibility for the completeness or accuracy of any of the information contained herein, and makes no representations about its suitability for any particular purpose. Users should make their own judgements about those matters and/or seek independent advice. You assume all risks associated with use of the data provided on this page.



Race Results



July 25, 2025, Race 5, PASCOES THE JEWELLERS WINTER REWARDS HANDICAP TROT, Distance 2600m, Addington - Survey 3200m

Result	TAB no.	Horse (Barrier)	2600 to	2400m to
8th	8	Dark Ghana (1)	2400m	2200m
		Position in running (margin)	-	13(19.5)
		Sectional time (s)	19.57	15.53
		Cumulative time (s)	203.12	183.55
		Speed (m/s)	10.22	12.88
		Stride length (m)	0.00	0.00
		Stride duration (s)	0.000	0.000
		Stride efficiency (%)	0.00	0.00
		Stride count	0.00	0.00

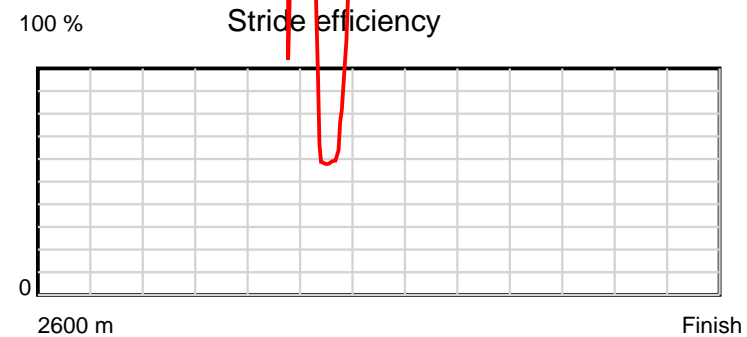
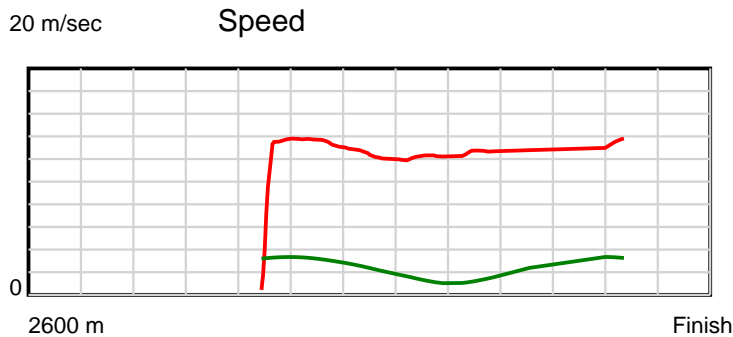
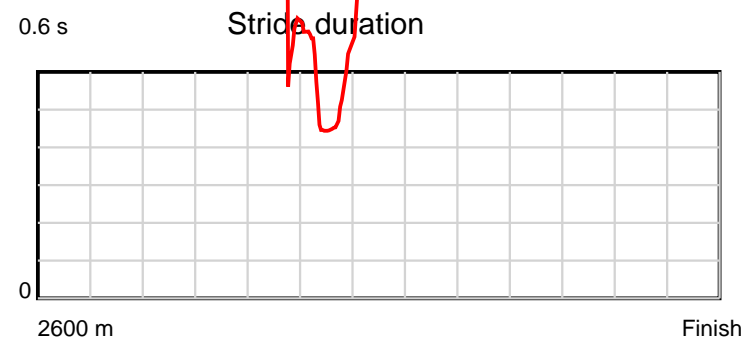
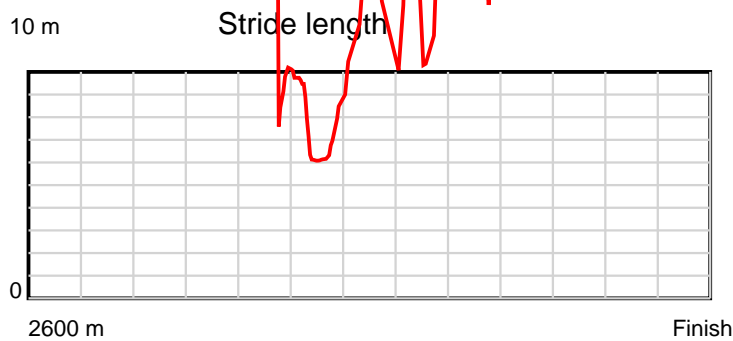
Disclaimer.

HRNZ and NZMTC and Thoroughbred Ratings Pty Ltd accepts no responsibility for the completeness or accuracy of any of the information contained herein, and makes no representations about its suitability for any particular purpose. Users should make their own judgements about those matters and/or seek independent advice. You assume all risks associated with use of the data provided on this page.

Race Results

July 25, 2025, Race 5, PASCOES THE JEWELLERS WINTER REWARDS HANDICAP TROT, Distance 2600m, Addington - Survey 3200m

Result	TAB no.	Horse (Barrier)	2200m to	2000m to	1800m to	1600m to	1400m to	1200m to	1000m to	800m to	600m to	400m to	200m to	Total or	Margin
8th	8	Dark Ghana (1)	2000m	1800m	1600m	1400m	1200m	1000m	800m	600m	400m	200m	WP	Average	
		Position in running (margin)	11(20.3)	10(19.4)	10(18.8)	10(13.0)	8(7.5)	8(8.1)	9(8.7)	10(9.0)	9(6.7)	7(5.9)	8(10.8)		12.30
		Sectional time (s)	15.43	14.82	15.04	15.09	16.43	16.28	15.53	14.18	14.59	15.11	15.52		
		Cumulative time (s)	168.02	152.59	137.77	122.73	107.64	91.21	74.93	59.40	45.22	30.63	15.52	3:23.12	
		Speed (m/s)	12.96	13.50	13.30	13.25	12.17	12.29	12.88	14.10	13.71	13.24	12.89	12.80	
		Stride length (m)	0.00	0.00	12.93	6.47	12.03	10.31	12.99	32.64	140.35	13.05	11.05	18.74	
		Stride duration (s)	0.000	0.000	0.972	0.488	0.988	0.839	1.009	2.315	10.237	0.986	0.858	1.464	
		Stride efficiency (%)	0.00	0.00	261.29	65.48	225.97	166.04	263.83	1664.98	30781.85	266.03	190.91	548.63	
		Stride count	0.00	0.00	15.47	30.90	16.63	19.40	15.39	6.13	1.42	15.33	18.09	138.76	



Note: Horizontal distance axis grid lines are 200m furlongs.

Disclaimer.

HRNZ and NZMTC and Thoroughbred Ratings Pty Ltd accepts no responsibility for the completeness or accuracy of any of the information contained herein, and makes no representations about its suitability for any particular purpose. Users should make their own judgements about those matters and/or seek independent advice. You assume all risks associated with use of the data provided on this page.



Race Results



July 25, 2025, Race 5, PASCOES THE JEWELLERS WINTER REWARDS HANDICAP TROT, Distance 2600m, Addington - Survey 3200m

Result	TAB no.	Horse (Barrier)	2600 to	2400m to
9th	5	Take After Me (9)	2400m	2200m
		Position in running (margin)	-	2(3.8)
		Sectional time (s)	16.93	15.34
		Cumulative time (s)	203.58	186.65
		Speed (m/s)	11.81	13.04
		Stride length (m)	5.29	5.63
		Stride duration (s)	0.436	0.432
		Stride efficiency (%)	43.78	49.54
		Stride count	37.78	35.52

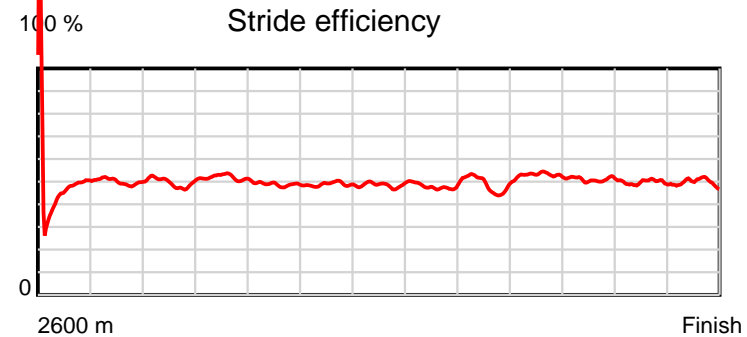
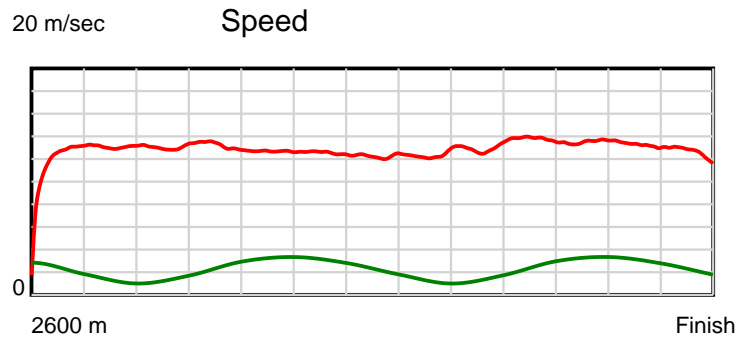
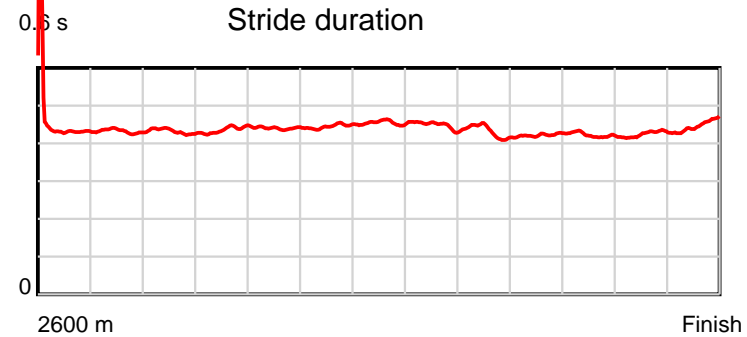
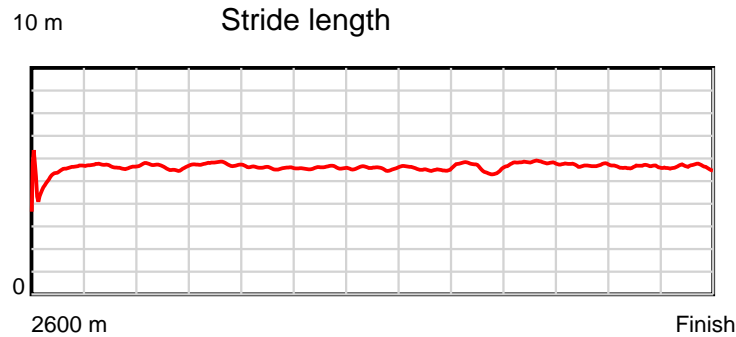
Disclaimer.

HRNZ and NZMTC and Thoroughbred Ratings Pty Ltd accepts no responsibility for the completeness or accuracy of any of the information contained herein, and makes no representations about its suitability for any particular purpose. Users should make their own judgements about those matters and/or seek independent advice. You assume all risks associated with use of the data provided on this page.

Race Results

July 25, 2025, Race 5, PASCOES THE JEWELLERS WINTER REWARDS HANDICAP TROT, Distance 2600m, Addington - Survey 3200m

Result	TAB no.	Horse (Barrier)	2200m to	2000m to	1800m to	1600m to	1400m to	1200m to	1000m to	800m to	600m to	400m to	200m to	Total or	Margin
9th	5	Take After Me (9)	2000m	1800m	1600m	1400m	1200m	1000m	800m	600m	400m	200m	WP	Average	
		Position in running (margin)	2(3.5)	3(2.8)	4(4.6)	4(4.2)	4(3.7)	4(3.9)	5(4.3)	6(4.6)	6(4.5)	6(5.7)	7(10.5)		14.80
		Sectional time (s)	15.47	15.22	15.95	15.92	16.37	16.25	15.54	14.54	14.92	15.09	16.04		
		Cumulative time (s)	171.31	155.84	140.62	124.67	108.75	92.38	76.13	60.59	46.05	31.13	16.04	3:23.58	
		Speed (m/s)	12.93	13.14	12.54	12.56	12.22	12.31	12.87	13.76	13.40	13.25	12.47	12.77	
		Stride length (m)	5.58	5.73	5.52	5.59	5.55	5.51	5.55	5.81	5.66	5.62	5.59	5.58	
		Stride duration (s)	0.432	0.436	0.440	0.445	0.454	0.448	0.431	0.422	0.422	0.424	0.448	0.437	
		Stride efficiency (%)	48.70	51.30	47.63	48.78	48.13	47.47	48.13	52.70	50.04	49.29	48.77	48.72	
		Stride count	35.83	34.91	36.23	35.80	36.04	36.29	36.04	34.44	35.34	35.61	35.80	465.63	



Note: Horizontal distance axis grid lines are 200m furlongs.

Disclaimer.

HRNZ and NZMTC and Thoroughbred Ratings Pty Ltd accepts no responsibility for the completeness or accuracy of any of the information contained herein, and makes no representations about its suitability for any particular purpose. Users should make their own judgements about those matters and/or seek independent advice. You assume all risks associated with use of the data provided on this page.



Race Results



July 25, 2025, Race 5, PASCOES THE JEWELLERS WINTER REWARDS HANDICAP TROT, Distance 2600m, Addington - Survey 3200m

Result	TAB no.	Horse (Barrier)	2600 to	2400m to
10th	10	Royal Diedre (6)	2400m	2200m
		Position in running (margin)	-	9(16.5)
		Sectional time (s)	18.83	15.30
		Cumulative time (s)	203.60	184.77
		Speed (m/s)	10.62	13.07
		Stride length (m)	5.61	5.94
		Stride duration (s)	0.474	0.454
		Stride efficiency (%)	49.19	55.07
		Stride count	35.65	33.69

Disclaimer.

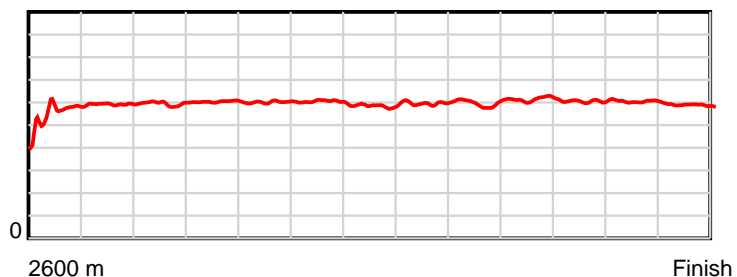
HRNZ and NZMTC and Thoroughbred Ratings Pty Ltd accepts no responsibility for the completeness or accuracy of any of the information contained herein, and makes no representations about its suitability for any particular purpose. Users should make their own judgements about those matters and/or seek independent advice. You assume all risks associated with use of the data provided on this page.

Race Results

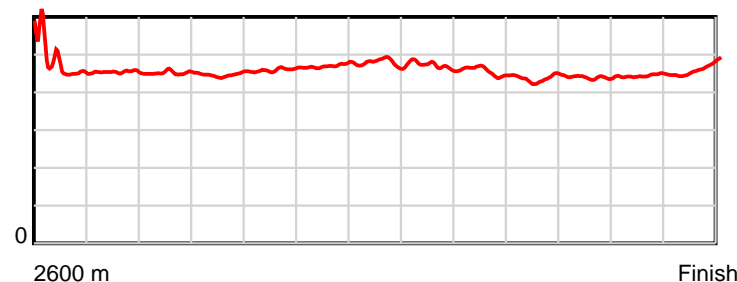
July 25, 2025, Race 5, PASCOES THE JEWELLERS WINTER REWARDS HANDICAP TROT, Distance 2600m, Addington - Survey 3200m

Result	TAB no.	Horse (Barrier)	2200m to	2000m to	1800m to	1600m to	1400m to	1200m to	1000m to	800m to	600m to	400m to	200m to	Total or	Margin
10th	10	Royal Diedre (6)	2000m	1800m	1600m	1400m	1200m	1000m	800m	600m	400m	200m	WP	Average	
		Position in running (margin)	9(16.0)	8(14.1)	8(13.1)	8(10.4)	9(8.6)	9(8.3)	8(7.1)	8(6.9)	7(5.0)	8(6.8)	10(12.5)		14.90
		Sectional time (s)	15.27	14.74	15.57	15.70	16.28	15.98	15.44	14.24	15.02	15.25	15.98		
		Cumulative time (s)	169.47	154.20	139.46	123.89	108.19	91.91	75.93	60.49	46.25	31.23	15.98	3:23.60	
		Speed (m/s)	13.10	13.57	12.85	12.74	12.29	12.52	12.95	14.04	13.32	13.11	12.52	12.77	
		Stride length (m)	5.91	6.06	5.90	5.99	5.87	5.91	5.90	6.14	5.85	5.83	5.82	5.90	
		Stride duration (s)	0.452	0.447	0.459	0.470	0.478	0.472	0.455	0.437	0.440	0.444	0.465	0.462	
		Stride efficiency (%)	54.64	57.44	54.35	56.04	53.84	54.54	54.36	58.96	53.54	53.05	52.98	54.39	
		Stride count	33.82	32.99	33.91	33.40	34.07	33.85	33.91	32.56	34.17	34.32	34.35	440.69	

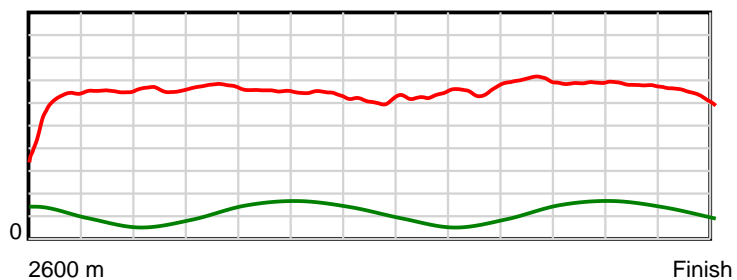
10 m Stride length



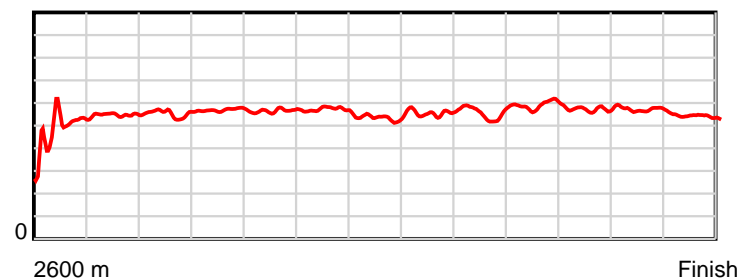
0.6 s Stride duration



20 m/sec Speed



100 % Stride efficiency



Note: Horizontal distance axis grid lines are 200m furlongs.

Disclaimer.

HRNZ and NZMTC and Thoroughbred Ratings Pty Ltd accepts no responsibility for the completeness or accuracy of any of the information contained herein, and makes no representations about its suitability for any particular purpose. Users should make their own judgements about those matters and/or seek independent advice. You assume all risks associated with use of the data provided on this page.



Race Results



July 25, 2025, Race 5, PASCOES THE JEWELLERS WINTER REWARDS HANDICAP TROT, Distance 2600m, Addington - Survey 3200m

Result	TAB no.	Horse (Barrier)	2600 to	2400m to
11th	4	Diedre Franco (8)	2400m	2200m
		Position in running (margin)	-	10(16.8)
		Sectional time (s)	18.95	15.53
		Cumulative time (s)	205.42	186.47
		Speed (m/s)	10.55	12.88
		Stride length (m)	4.88	5.85
		Stride duration (s)	0.445	0.455
		Stride efficiency (%)	37.23	53.52
		Stride count	40.98	34.17

Disclaimer.

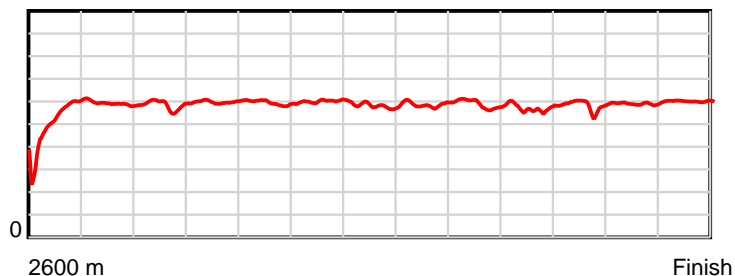
HRNZ and NZMTC and Thoroughbred Ratings Pty Ltd accepts no responsibility for the completeness or accuracy of any of the information contained herein, and makes no representations about its suitability for any particular purpose. Users should make their own judgements about those matters and/or seek independent advice. You assume all risks associated with use of the data provided on this page.

Race Results

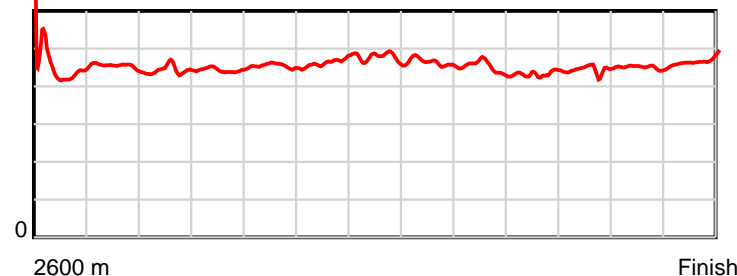
July 25, 2025, Race 5, PASCOES THE JEWELLERS WINTER REWARDS HANDICAP TROT, Distance 2600m, Addington - Survey 3200m

Result	TAB no.	Horse (Barrier)	2200m to	2000m to	1800m to	1600m to	1400m to	1200m to	1000m to	800m to	600m to	400m to	200m to	Total or	Margin
11th	4	Diedre Franco (8)	2000m	1800m	1600m	1400m	1200m	1000m	800m	600m	400m	200m	WP	Average	
		Position in running (margin)	10(17.6)	9(16.1)	9(15.5)	9(12.6)	10(10.4)	11(10.4)	10(9.0)	9(8.9)	12(13.2)	11(17.8)	11(23.6)		25.00
		Sectional time (s)	15.33	14.81	15.55	15.63	16.32	15.96	15.46	15.27	15.50	15.26	15.85		
		Cumulative time (s)	170.94	155.61	140.80	125.25	109.62	93.30	77.34	61.88	46.61	31.11	15.85	3:25.42	
		Speed (m/s)	13.05	13.50	12.86	12.80	12.25	12.53	12.94	13.10	12.90	13.11	12.62	12.66	
		Stride length (m)	5.78	5.99	5.83	5.95	5.83	5.81	5.82	5.67	5.73	5.91	5.94	5.75	
		Stride duration (s)	0.443	0.443	0.454	0.465	0.475	0.463	0.450	0.433	0.444	0.451	0.471	0.455	
		Stride efficiency (%)	52.19	56.04	53.20	55.32	53.02	52.67	52.89	50.21	51.22	54.52	55.10	51.71	
		Stride count	34.61	33.40	34.28	33.61	34.33	34.45	34.38	35.28	34.93	33.86	33.68	451.96	

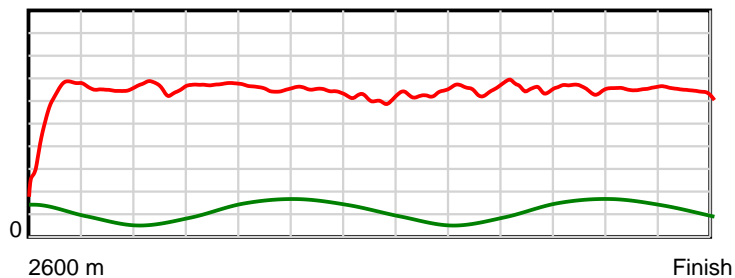
10 m Stride length



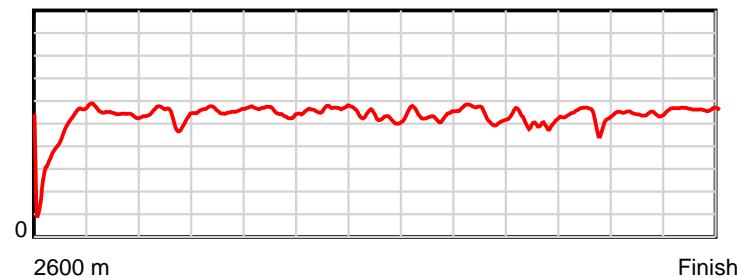
0.6 s Stride duration



20 m/sec Speed



100 % Stride efficiency



Note: Horizontal distance axis grid lines are 200m furlongs.

Disclaimer.

HRNZ and NZMTC and Thoroughbred Ratings Pty Ltd accepts no responsibility for the completeness or accuracy of any of the information contained herein, and makes no representations about its suitability for any particular purpose. Users should make their own judgements about those matters and/or seek independent advice. You assume all risks associated with use of the data provided on this page.



Race Results



July 25, 2025, Race 5, PASCOES THE JEWELLERS WINTER REWARDS HANDICAP TROT, Distance 2600m, Addington - Survey 3200m

Result	TAB no.	Horse (Barrier)	2600 to	2400m to
12th	9	Our Evie Rae (3)	2400m	2200m
		Position in running (margin)	-	8(14.6)
		Sectional time (s)	18.52	15.52
		Cumulative time (s)	207.74	189.22
		Speed (m/s)	10.80	12.89
		Stride length (m)	5.53	5.79
		Stride duration (s)	0.463	0.450
		Stride efficiency (%)	47.84	52.46
		Stride count	36.14	34.52

Disclaimer.

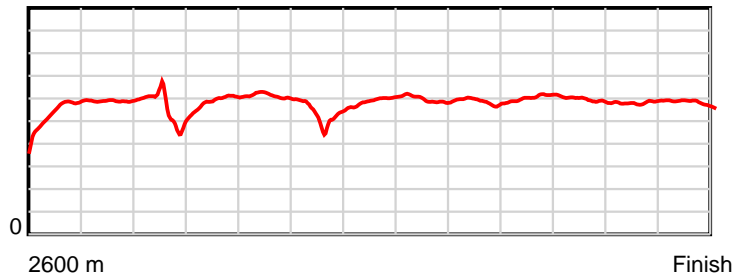
HRNZ and NZMTC and Thoroughbred Ratings Pty Ltd accepts no responsibility for the completeness or accuracy of any of the information contained herein, and makes no representations about its suitability for any particular purpose. Users should make their own judgements about those matters and/or seek independent advice. You assume all risks associated with use of the data provided on this page.

Race Results

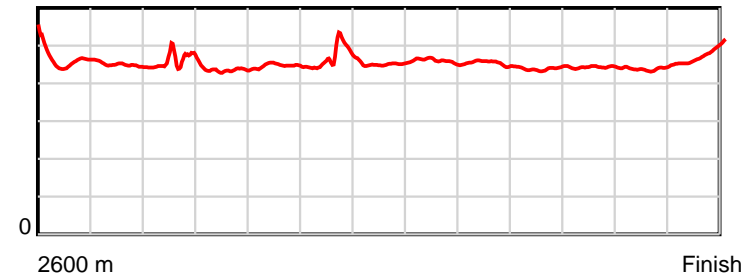
July 25, 2025, Race 5, PASCOES THE JEWELLERS WINTER REWARDS HANDICAP TROT, Distance 2600m, Addington - Survey 3200m

Result	TAB no.	Horse (Barrier)	2200m to	2000m to	1800m to	1600m to	1400m to	1200m to	1000m to	800m to	600m to	400m to	200m to	Total or	Margin
12th	9	Our Evie Rae (3)	2000m	1800m	1600m	1400m	1200m	1000m	800m	600m	400m	200m	WP	Average	
		Position in running (margin)	8(15.4)	12(27.0)	12(26.2)	12(20.0)	13(34.2)	13(27.9)	13(23.5)	13(24.7)	13(24.5)	13(27.1)	12(32.2)		37.90
		Sectional time (s)	17.52	14.78	14.98	18.38	15.28	15.44	15.68	14.53	15.16	15.14	16.81		
		Cumulative time (s)	173.70	156.18	141.40	126.42	108.04	92.76	77.32	61.64	47.11	31.95	16.81	3:27.74	
		Speed (m/s)	11.42	13.53	13.35	10.88	13.09	12.95	12.76	13.76	13.19	13.21	11.90	12.52	
		Stride length (m)	5.20	5.89	5.97	5.09	5.89	5.95	5.78	6.04	5.83	5.81	5.70	5.71	
		Stride duration (s)	0.455	0.435	0.447	0.468	0.450	0.459	0.453	0.439	0.442	0.440	0.479	0.457	
		Stride efficiency (%)	42.19	54.17	55.65	40.48	54.24	55.28	52.18	57.05	53.20	52.80	50.82	51.03	
		Stride count	38.49	33.97	33.51	39.29	33.95	33.63	34.61	33.10	34.28	34.41	35.07	454.97	

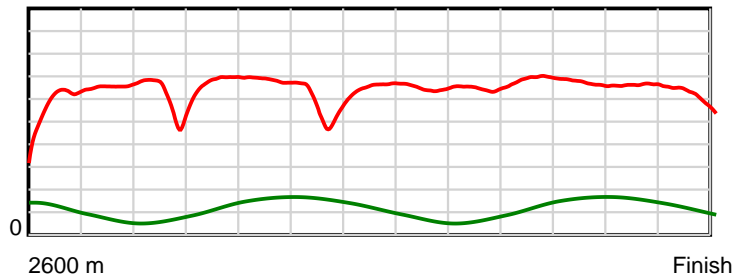
10 m Stride length



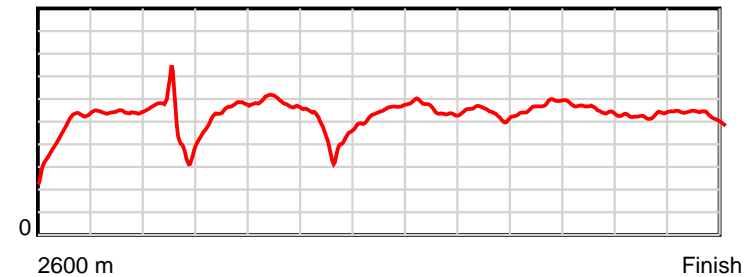
0.6 s Stride duration



20 m/sec Speed



100 % Stride efficiency



Note: Horizontal distance axis grid lines are 200m furlongs.

Disclaimer.

HRNZ and NZMTC and Thoroughbred Ratings Pty Ltd accepts no responsibility for the completeness or accuracy of any of the information contained herein, and makes no representations about its suitability for any particular purpose. Users should make their own judgements about those matters and/or seek independent advice. You assume all risks associated with use of the data provided on this page.



Race Results



July 25, 2025, Race 5, PASCOES THE JEWELLERS WINTER REWARDS HANDICAP TROT, Distance 2600m, Addington - Survey 3200m

Result	TAB no.	Horse (Barrier)	2600 to	2400m to
13th	1	Petite Trixton (2)	2400m	2200m
		Position in running (margin)	-	11(18.3)
		Sectional time (s)	19.23	18.02
		Cumulative time (s)	216.66	197.43
		Speed (m/s)	10.40	11.10
		Stride length (m)	4.87	5.08
		Stride duration (s)	0.459	0.458
		Stride efficiency (%)	37.00	40.38
		Stride count	41.10	39.34

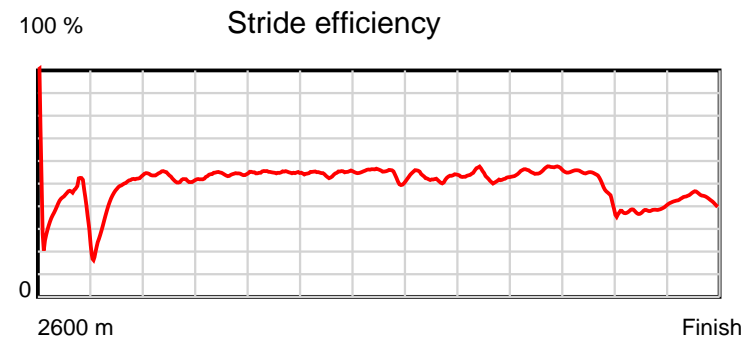
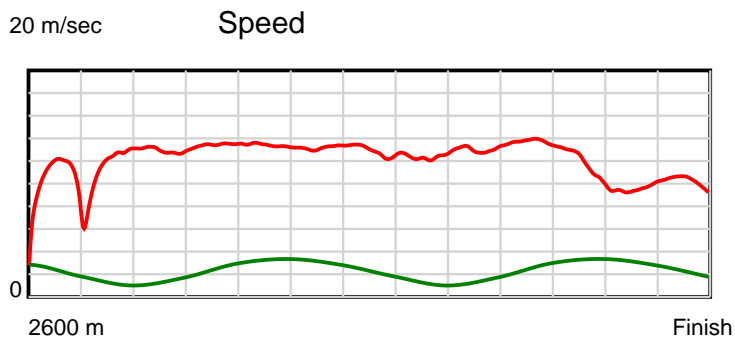
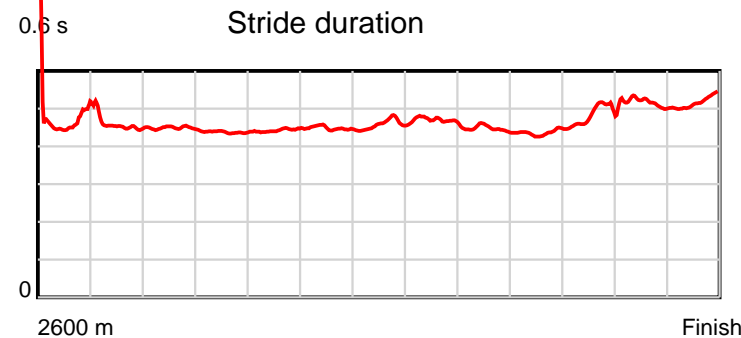
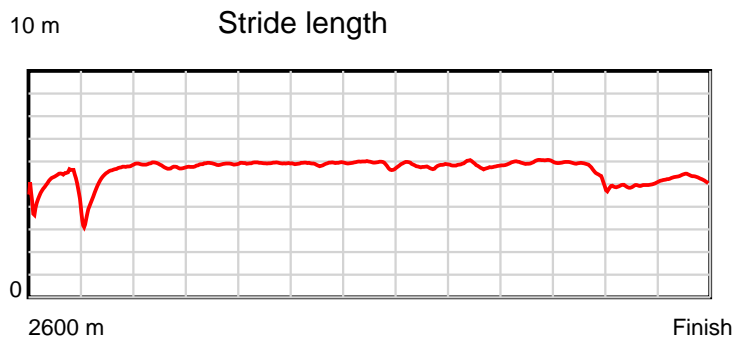
Disclaimer.

HRNZ and NZMTC and Thoroughbred Ratings Pty Ltd accepts no responsibility for the completeness or accuracy of any of the information contained herein, and makes no representations about its suitability for any particular purpose. Users should make their own judgements about those matters and/or seek independent advice. You assume all risks associated with use of the data provided on this page.

Race Results

July 25, 2025, Race 5, PASCOES THE JEWELLERS WINTER REWARDS HANDICAP TROT, Distance 2600m, Addington - Survey 3200m

Result	TAB no.	Horse (Barrier)	2200m to	2000m to	1800m to	1600m to	1400m to	1200m to	1000m to	800m to	600m to	400m to	200m to	Total or	Margin
13th	1	Petite Trixton (2)	2000m	1800m	1600m	1400m	1200m	1000m	800m	600m	400m	200m	WP	Average	
		Position in running (margin)	13(34.1)	13(32.2)	13(31.3)	13(24.5)	12(18.7)	12(13.6)	12(12.6)	12(12.1)	11(11.4)	12(25.9)	13(66.0)		87.40
		Sectional time (s)	15.27	14.76	14.88	15.05	15.48	16.01	15.39	14.44	17.16	20.97	20.00		
		Cumulative time (s)	179.41	164.14	149.38	134.50	119.45	103.97	87.96	72.57	58.13	40.97	20.00	3:36.66	
		Speed (m/s)	13.10	13.55	13.44	13.29	12.92	12.49	13.00	13.85	11.66	9.54	10.00	12.00	
		Stride length (m)	5.88	5.93	5.93	5.95	5.92	5.88	5.80	6.05	5.58	4.94	5.18	5.58	
		Stride duration (s)	0.449	0.438	0.442	0.448	0.458	0.471	0.447	0.436	0.478	0.518	0.518	0.465	
		Stride efficiency (%)	54.03	54.99	55.04	55.34	54.69	53.99	52.64	57.12	48.59	38.18	41.98	48.70	
		Stride count	34.01	33.71	33.70	33.61	33.81	34.02	34.46	33.08	35.87	40.46	38.59	465.76	



Note: Horizontal distance axis grid lines are 200m furlongs.

Disclaimer.

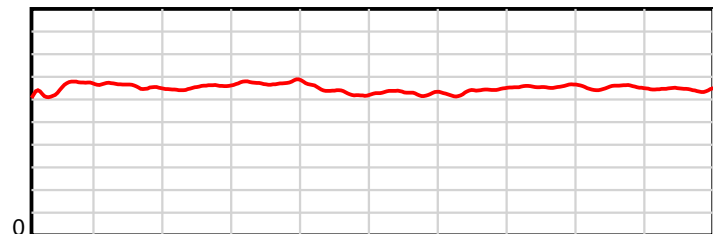
HRNZ and NZMTC and Thoroughbred Ratings Pty Ltd accepts no responsibility for the completeness or accuracy of any of the information contained herein, and makes no representations about its suitability for any particular purpose. Users should make their own judgements about those matters and/or seek independent advice. You assume all risks associated with use of the data provided on this page.

Race Results

July 25, 2025, Race 6, BETAVET PRODUCTS STOCKED AT GARRARDS MOBILE PACE, Distance 1980m, Addington - Survey 1980m

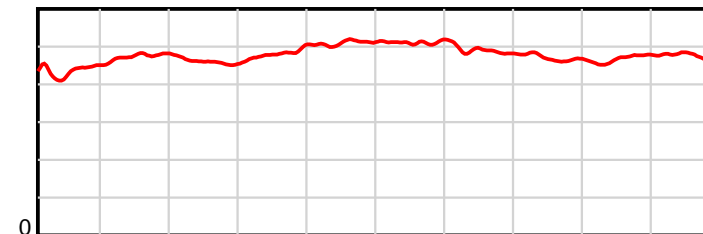
Result	TAB no.	Horse (Barrier)	1980 to	1800m to	1600m to	1400m to	1200m to	1000m to	800m to	600m to	400m to	200m to	Total or	Margin
1st	2	Kotare Rimu (2)	1800m	1600m	1400m	1200m	1000m	800m	600m	400m	200m	WP	Average	
		Position in running (margin)	-	1(0.0)	1(0.0)	2(0.2)	2(1.6)	2(2.2)	2(1.8)	2(0.5)	1(0.0)	1(0.0)		0.00
		Sectional time (s)	12.23	14.52	14.09	14.35	16.05	16.22	15.19	14.48	14.56	14.64		
		Cumulative time (s)	146.33	134.10	119.58	105.49	91.14	75.09	58.87	43.68	29.20	14.64	2:26.33	
		Speed (m/s)	14.72	13.77	14.19	13.94	12.46	12.33	13.17	13.81	13.74	13.66	13.53	
		Stride length (m)	6.48	6.55	6.53	6.74	6.36	6.30	6.43	6.48	6.44	6.48	6.48	
		Stride duration (s)	0.437	0.475	0.460	0.484	0.510	0.511	0.488	0.469	0.469	0.475	0.479	
		Stride efficiency (%)	65.59	66.95	66.56	71.04	63.18	62.10	64.51	65.58	64.81	65.70	65.55	
		Stride count	27.78	30.56	30.64	29.66	31.45	31.73	31.13	30.87	31.06	30.84	305.72	

10 m Stride length



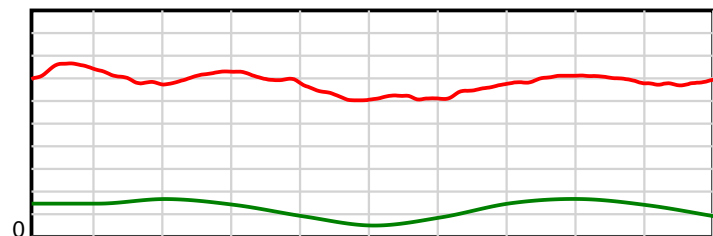
1980 m Finish

0.6 s Stride duration



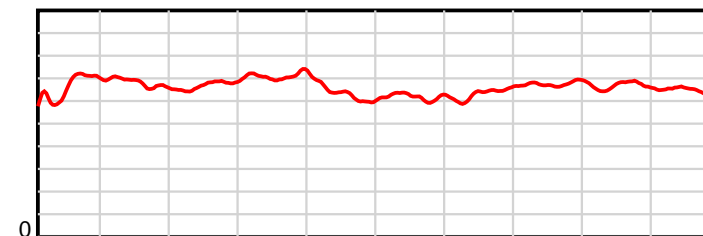
1980 m Finish

20 m/sec Speed



1980 m Finish

100 % Stride efficiency



1980 m Finish

Note: Horizontal distance axis grid lines are 200m furlongs.

Disclaimer.

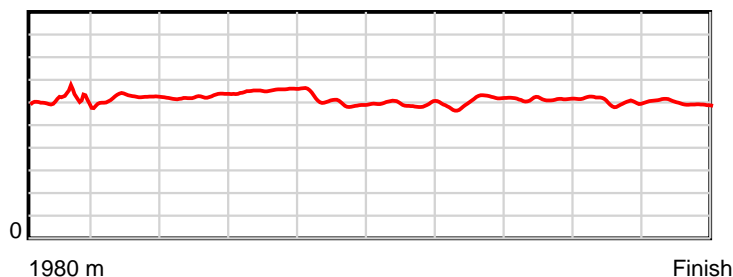
HRNZ and NZMTC and Thoroughbred Ratings Pty Ltd accepts no responsibility for the completeness or accuracy of any of the information contained herein, and makes no representations about its suitability for any particular purpose. Users should make their own judgements about those matters and/or seek independent advice. You assume all risks associated with use of the data provided on this page.

Race Results

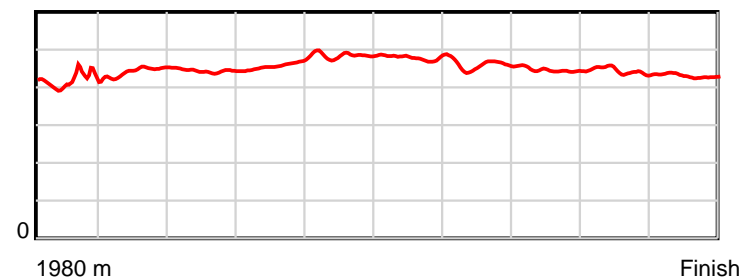
July 25, 2025, Race 6, BETAVET PRODUCTS STOCKED AT GARRARDS MOBILE PACE, Distance 1980m, Addington - Survey 1980m

Result	TAB no.	Horse (Barrier)	1980 to	1800m to	1600m to	1400m to	1200m to	1000m to	800m to	600m to	400m to	200m to	Total or	Margin
2nd	3	Patriarch (3)	1800m	1600m	1400m	1200m	1000m	800m	600m	400m	200m	WP	Average	
		Position in running (margin)	-	3(3.0)	3(2.7)	3(3.1)	3(3.0)	3(4.4)	3(3.8)	3(2.0)	3(2.2)	2(3.0)		1.50
		Sectional time (s)	12.71	14.46	14.13	14.10	16.17	16.19	15.11	14.60	14.70	14.43		
		Cumulative time (s)	146.60	133.89	119.43	105.30	91.20	75.03	58.84	43.73	29.13	14.43	2:26.60	
		Speed (m/s)	14.17	13.83	14.15	14.18	12.37	12.35	13.24	13.70	13.61	13.86	13.51	
		Stride length (m)	5.90	6.13	6.28	6.50	6.00	5.92	6.07	6.10	6.03	5.96	6.09	
		Stride duration (s)	0.410	0.443	0.444	0.458	0.485	0.479	0.459	0.446	0.443	0.430	0.451	
		Stride efficiency (%)	54.42	58.72	61.63	65.94	56.24	54.69	57.66	58.23	56.75	55.57	57.88	
		Stride count	30.50	32.63	31.85	30.79	33.34	33.81	32.92	32.76	33.19	33.54	325.33	

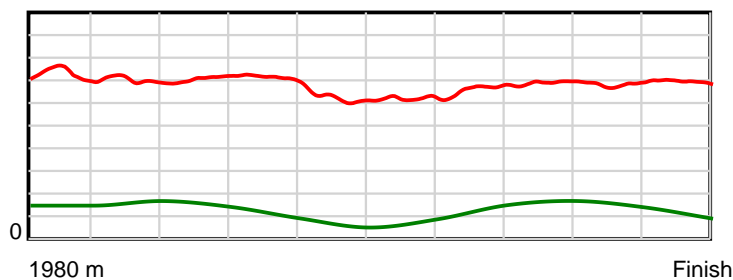
10 m Stride length



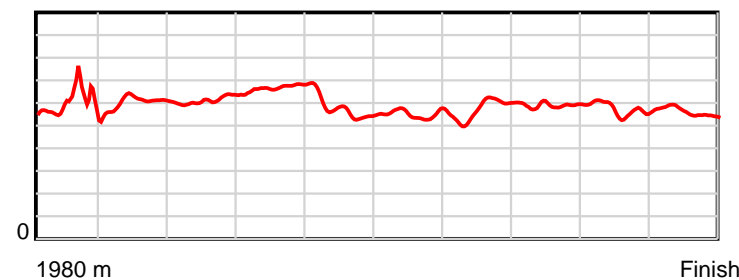
0.6 s Stride duration



20 m/sec Speed



100 % Stride efficiency



Note: Horizontal distance axis grid lines are 200m furlongs.

Disclaimer.

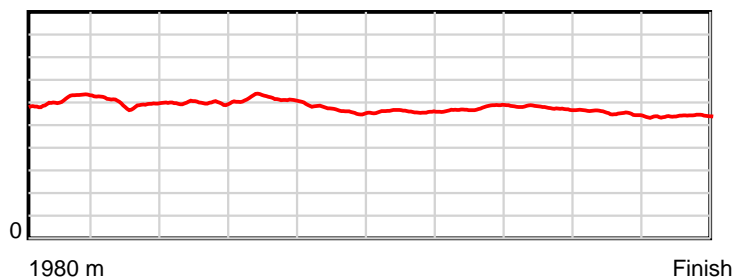
HRNZ and NZMTC and Thoroughbred Ratings Pty Ltd accepts no responsibility for the completeness or accuracy of any of the information contained herein, and makes no representations about its suitability for any particular purpose. Users should make their own judgements about those matters and/or seek independent advice. You assume all risks associated with use of the data provided on this page.

Race Results

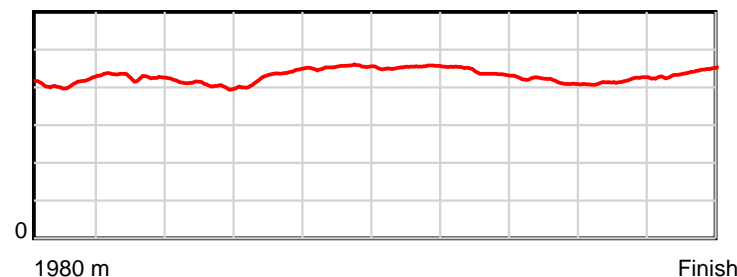
July 25, 2025, Race 6, BETAVET PRODUCTS STOCKED AT GARRARDS MOBILE PACE, Distance 1980m, Addington - Survey 1980m

Result	TAB no.	Horse (Barrier)	1980 to	1800m to	1600m to	1400m to	1200m to	1000m to	800m to	600m to	400m to	200m to	Total or	Margin
3rd	4	Franco Ankara (4)	1800m	1600m	1400m	1200m	1000m	800m	600m	400m	200m	WP	Average	
		Position in running (margin)	-	2(1.2)	2(2.0)	1(0.0)	1(0.0)	1(0.0)	1(0.0)	1(0.0)	2(0.5)	3(3.7)		12.30
		Sectional time (s)	12.37	14.67	13.71	14.12	15.94	16.29	15.40	14.65	15.11	16.28		
		Cumulative time (s)	148.54	136.17	121.50	107.79	93.67	77.73	61.44	46.04	31.39	16.28	2:28.54	
		Speed (m/s)	14.56	13.63	14.59	14.16	12.55	12.28	12.99	13.65	13.24	12.29	13.33	
		Stride length (m)	6.03	5.85	5.93	6.11	5.69	5.57	5.73	5.69	5.52	5.39	5.74	
		Stride duration (s)	0.411	0.429	0.406	0.431	0.454	0.453	0.441	0.417	0.417	0.439	0.431	
		Stride efficiency (%)	56.77	53.42	54.88	58.32	50.68	48.39	51.31	50.63	47.62	45.48	51.48	
		Stride count	29.86	34.21	33.75	32.74	35.12	35.94	34.90	35.14	36.23	37.07	344.96	

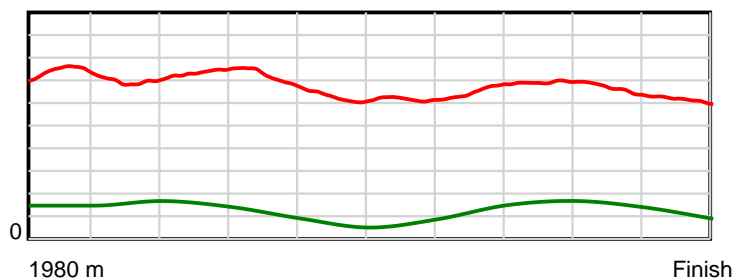
10 m Stride length



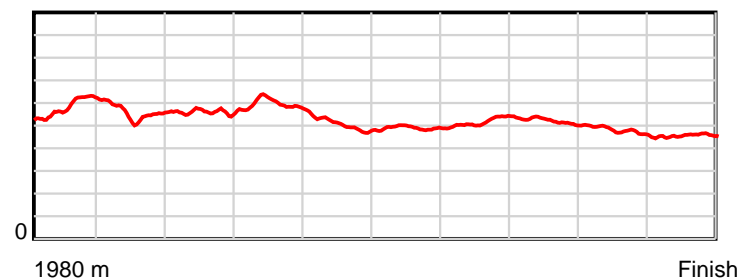
0.6 s Stride duration



20 m/sec Speed



100 % Stride efficiency



Note: Horizontal distance axis grid lines are 200m furlongs.

Disclaimer.

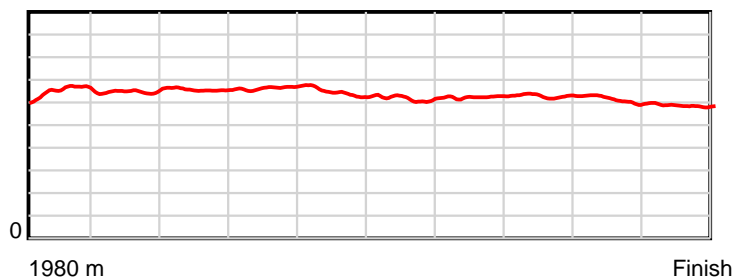
HRNZ and NZMTC and Thoroughbred Ratings Pty Ltd accepts no responsibility for the completeness or accuracy of any of the information contained herein, and makes no representations about its suitability for any particular purpose. Users should make their own judgements about those matters and/or seek independent advice. You assume all risks associated with use of the data provided on this page.

Race Results

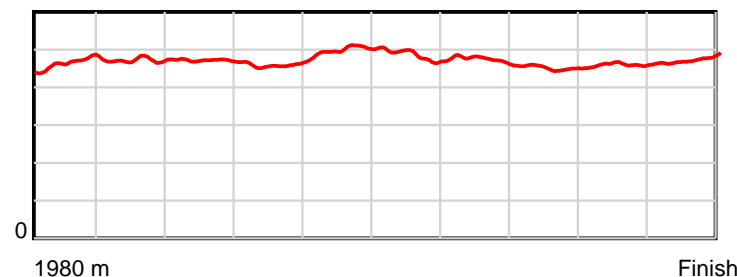
July 25, 2025, Race 6, BETAVET PRODUCTS STOCKED AT GARRARDS MOBILE PACE, Distance 1980m, Addington - Survey 1980m

Result	TAB no.	Horse (Barrier)	1980 to	1800m to	1600m to	1400m to	1200m to	1000m to	800m to	600m to	400m to	200m to	Total or	Margin
4th	1	Mighty Flying ... (1)	1800m	1600m	1400m	1200m	1000m	800m	600m	400m	200m	WP	Average	
		Position in running (margin)	-	4(6.2)	4(7.5)	4(9.5)	4(7.7)	4(7.0)	4(4.5)	4(3.0)	4(3.9)	4(7.6)		15.50
		Sectional time (s)	13.05	14.74	14.39	13.82	15.82	15.86	15.17	14.71	15.18	16.37		
		Cumulative time (s)	149.11	136.06	121.32	106.93	93.11	77.29	61.43	46.26	31.55	16.37	2:29.11	
		Speed (m/s)	13.80	13.57	13.90	14.47	12.64	12.61	13.18	13.60	13.18	12.22	13.28	
		Stride length (m)	6.48	6.40	6.55	6.65	6.31	6.11	6.25	6.13	6.06	5.79	6.26	
		Stride duration (s)	0.466	0.472	0.471	0.459	0.499	0.485	0.474	0.451	0.460	0.474	0.472	
		Stride efficiency (%)	65.66	63.99	67.01	69.06	62.27	58.33	61.11	58.80	57.42	52.34	61.28	
		Stride count	27.77	31.25	30.54	30.08	31.68	32.73	31.98	32.60	32.99	34.56	316.18	

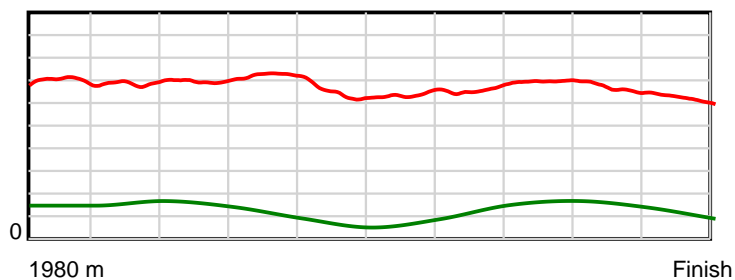
10 m Stride length



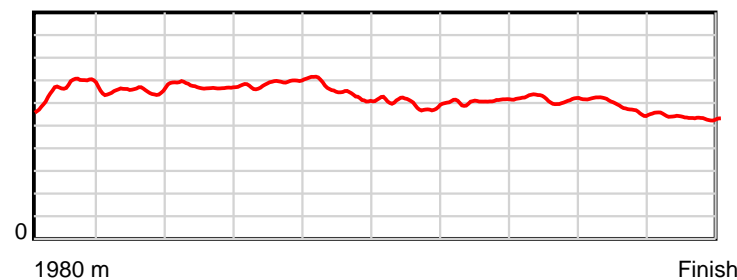
0.6 s Stride duration



20 m/sec Speed



100 % Stride efficiency



Note: Horizontal distance axis grid lines are 200m furlongs.

Disclaimer.

HRNZ and NZMTC and Thoroughbred Ratings Pty Ltd accepts no responsibility for the completeness or accuracy of any of the information contained herein, and makes no representations about its suitability for any particular purpose. Users should make their own judgements about those matters and/or seek independent advice. You assume all risks associated with use of the data provided on this page.



Race Results



July 25, 2025, Race 7, FIBER FRESH ACTIVE WINTER REWARDS MOBILE PACE, Distance 2600m, Addington - Survey 3200m

Result	TAB no.	Horse (Barrier)	2600 to	2400m to
1st	9	Miki Bennett (9)	2400m	2200m
		Position in running (margin)	-	11(5.8)
		Sectional time (s)	14.13	15.76
		Cumulative time (s)	194.45	180.32
		Speed (m/s)	14.16	12.69
		Stride length (m)	6.48	5.88
		Stride duration (s)	0.453	0.464
		Stride efficiency (%)	65.67	54.10
		Stride count	30.85	33.99

Disclaimer.

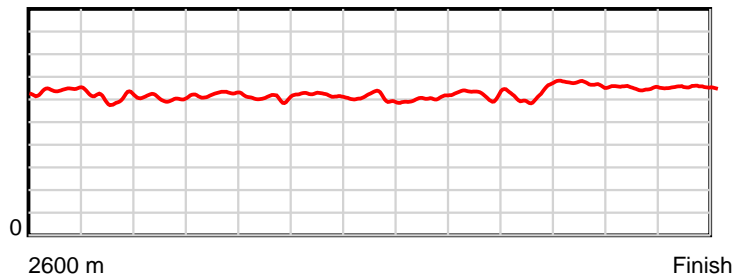
HRNZ and NZMTC and Thoroughbred Ratings Pty Ltd accepts no responsibility for the completeness or accuracy of any of the information contained herein, and makes no representations about its suitability for any particular purpose. Users should make their own judgements about those matters and/or seek independent advice. You assume all risks associated with use of the data provided on this page.

Race Results

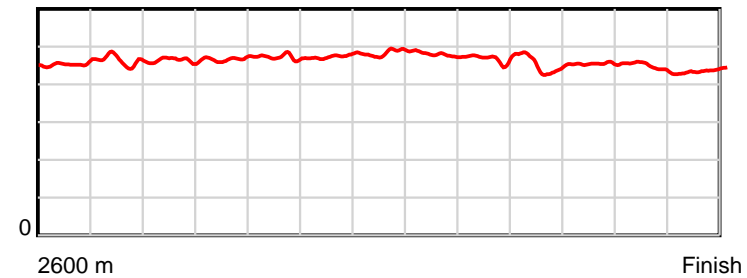
July 25, 2025, Race 7, FIBER FRESH ACTIVE WINTER REWARDS MOBILE PACE, Distance 2600m, Addington - Survey 3200m

Result	TAB no.	Horse (Barrier)	2200m to	2000m to	1800m to	1600m to	1400m to	1200m to	1000m to	800m to	600m to	400m to	200m to	Total or	Margin
1st	9	Miki Bennett (9)	2000m	1800m	1600m	1400m	1200m	1000m	800m	600m	400m	200m	WP	Average	
		Position in running (margin)	13(14.2)	13(15.7)	13(14.2)	13(12.1)	12(9.6)	12(10.9)	11(10.5)	11(9.1)	9(4.7)	7(3.9)	6(3.0)		0.00
		Sectional time (s)	15.48	14.90	15.81	15.56	16.02	15.99	15.20	14.19	14.08	14.03	13.30		
		Cumulative time (s)	164.56	149.08	134.18	118.37	102.81	86.79	70.80	55.60	41.41	27.33	13.30	3:14.45	
		Speed (m/s)	12.92	13.42	12.65	12.85	12.48	12.51	13.16	14.09	14.20	14.26	15.04	13.37	
		Stride length (m)	5.99	6.27	5.97	6.10	6.04	5.99	6.18	6.34	6.46	6.33	6.58	6.19	
		Stride duration (s)	0.464	0.467	0.472	0.475	0.484	0.479	0.469	0.450	0.455	0.444	0.437	0.463	
		Stride efficiency (%)	56.07	61.50	55.72	58.17	57.01	56.09	59.62	62.86	65.29	62.61	67.60	59.96	
		Stride count	33.39	31.88	33.49	32.78	33.11	33.38	32.38	31.53	30.94	31.60	30.41	419.73	

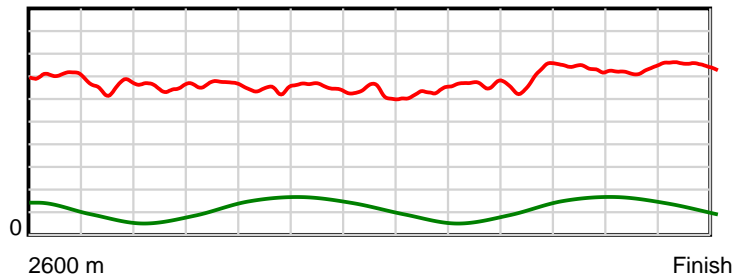
10 m Stride length



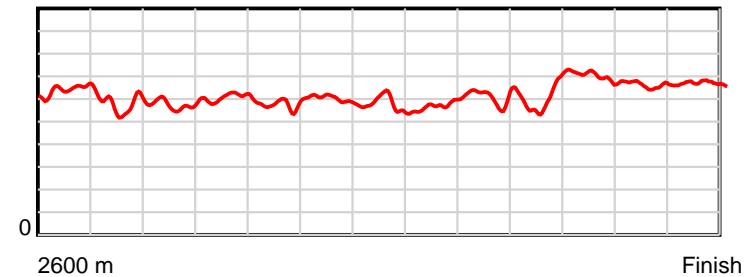
0.6 s Stride duration



20 m/sec Speed



100 % Stride efficiency



Note: Horizontal distance axis grid lines are 200m furlongs.

Disclaimer.

HRNZ and NZMTC and Thoroughbred Ratings Pty Ltd accepts no responsibility for the completeness or accuracy of any of the information contained herein, and makes no representations about its suitability for any particular purpose. Users should make their own judgements about those matters and/or seek independent advice. You assume all risks associated with use of the data provided on this page.



Race Results



July 25, 2025, Race 7, FIBER FRESH ACTIVE WINTER REWARDS MOBILE PACE, Distance 2600m, Addington - Survey 3200m

Result	TAB no.	Horse (Barrier)	2600 to	2400m to
2nd	14	I'm Rockin (14)	2400m	2200m
		Position in running (margin)	-	13(7.9)
		Sectional time (s)	14.50	15.07
		Cumulative time (s)	194.53	180.03
		Speed (m/s)	13.80	13.27
		Stride length (m)	6.49	6.11
		Stride duration (s)	0.454	0.460
		Stride efficiency (%)	65.76	58.37
		Stride count	30.83	32.72

Disclaimer.

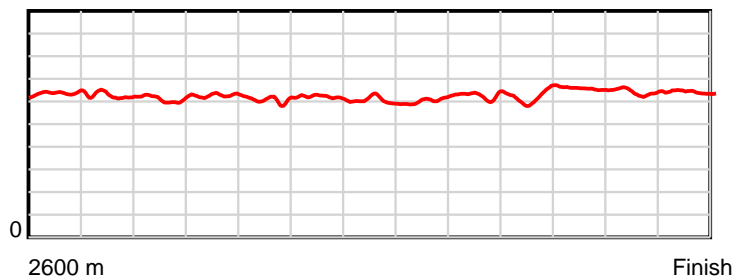
HRNZ and NZMTC and Thoroughbred Ratings Pty Ltd accepts no responsibility for the completeness or accuracy of any of the information contained herein, and makes no representations about its suitability for any particular purpose. Users should make their own judgements about those matters and/or seek independent advice. You assume all risks associated with use of the data provided on this page.

Race Results

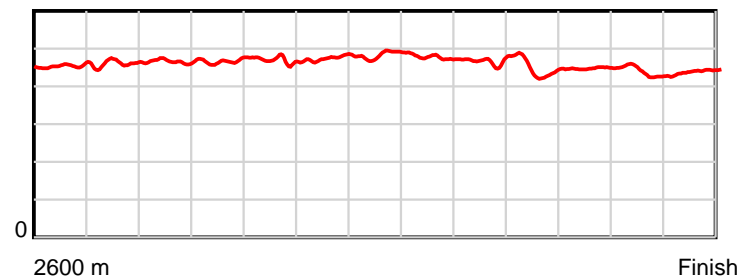
July 25, 2025, Race 7, FIBER FRESH ACTIVE WINTER REWARDS MOBILE PACE, Distance 2600m, Addington - Survey 3200m

Result	TAB no.	Horse (Barrier)	2200m to	2000m to	1800m to	1600m to	1400m to	1200m to	1000m to	800m to	600m to	400m to	200m to	Total or	Margin
2nd	14	I'm Rockin (14)	2000m	1800m	1600m	1400m	1200m	1000m	800m	600m	400m	200m	WP	Average	
		Position in running (margin)	12(12.2)	11(14.2)	12(12.8)	11(10.3)	9(7.6)	10(8.6)	9(8.4)	9(7.4)	6(3.2)	6(2.1)	2(0.8)		0.50
		Sectional time (s)	15.59	14.90	15.74	15.54	15.96	16.05	15.25	14.22	14.03	13.96	13.72		
		Cumulative time (s)	164.96	149.37	134.47	118.73	103.19	87.23	71.18	55.93	41.71	27.68	13.72	3:14.53	
		Speed (m/s)	12.83	13.42	12.71	12.87	12.53	12.46	13.11	14.06	14.26	14.33	14.58	13.37	
		Stride length (m)	5.97	6.26	5.97	6.11	6.06	5.95	6.13	6.28	6.38	6.26	6.43	6.18	
		Stride duration (s)	0.466	0.467	0.469	0.475	0.484	0.477	0.468	0.447	0.448	0.437	0.441	0.462	
		Stride efficiency (%)	55.77	61.33	55.60	58.40	57.46	55.27	58.81	61.64	63.70	61.20	64.68	59.70	
		Stride count	33.48	31.92	33.53	32.72	32.98	33.63	32.60	31.84	31.33	31.96	31.09	420.63	

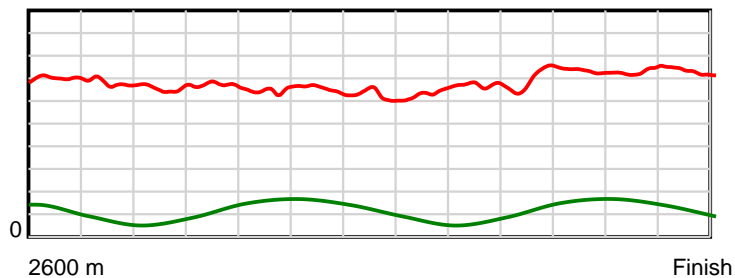
10 m Stride length



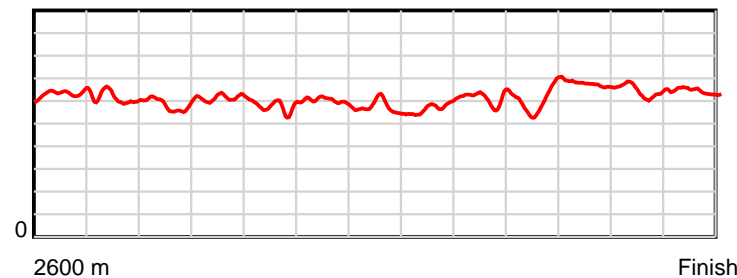
0.6 s Stride duration



20 m/sec Speed



100 % Stride efficiency



Note: Horizontal distance axis grid lines are 200m furlongs.

Disclaimer.

HRNZ and NZMTC and Thoroughbred Ratings Pty Ltd accepts no responsibility for the completeness or accuracy of any of the information contained herein, and makes no representations about its suitability for any particular purpose. Users should make their own judgements about those matters and/or seek independent advice. You assume all risks associated with use of the data provided on this page.



Race Results



July 25, 2025, Race 7, FIBER FRESH ACTIVE WINTER REWARDS MOBILE PACE, Distance 2600m, Addington - Survey 3200m

Result	TAB no.	Horse (Barrier)	2600 to	2400m to
3rd	7	Classie Linc (7)	2400m	2200m
		Position in running (margin)	-	5(1.4)
		Sectional time (s)	13.26	14.12
		Cumulative time (s)	194.75	181.49
		Speed (m/s)	15.09	14.16
		Stride length (m)	6.41	6.17
		Stride duration (s)	0.423	0.435
		Stride efficiency (%)	64.27	59.42
		Stride count	31.19	32.43

Disclaimer.

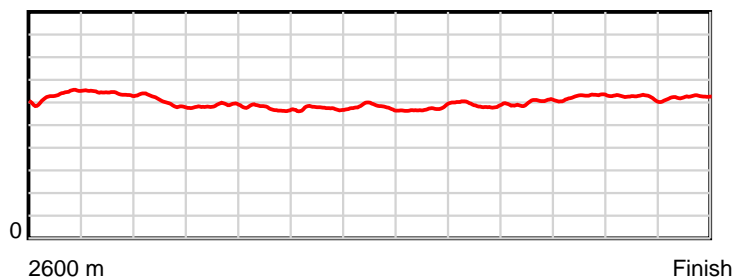
HRNZ and NZMTC and Thoroughbred Ratings Pty Ltd accepts no responsibility for the completeness or accuracy of any of the information contained herein, and makes no representations about its suitability for any particular purpose. Users should make their own judgements about those matters and/or seek independent advice. You assume all risks associated with use of the data provided on this page.

Race Results

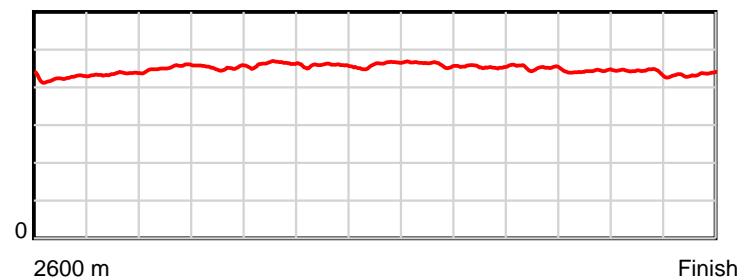
July 25, 2025, Race 7, FIBER FRESH ACTIVE WINTER REWARDS MOBILE PACE, Distance 2600m, Addington - Survey 3200m

Result	TAB no.	Horse (Barrier)	2200m to	2000m to	1800m to	1600m to	1400m to	1200m to	1000m to	800m to	600m to	400m to	200m to	Total or	Margin
3rd	7	Classie Linc (7)	2000m	1800m	1600m	1400m	1200m	1000m	800m	600m	400m	200m	WP	Average	
		Position in running (margin)	1(0.0)	1(0.0)	2(1.4)	2(1.9)	4(1.8)	3(2.0)	3(1.9)	3(1.2)	4(1.5)	4(1.3)	5(2.1)		1.70
		Sectional time (s)	15.25	15.37	16.25	15.97	15.82	16.05	15.32	14.97	14.18	14.31	13.88		
		Cumulative time (s)	167.37	152.12	136.75	120.50	104.53	88.71	72.66	57.34	42.37	28.19	13.88	3:14.75	
		Speed (m/s)	13.11	13.01	12.31	12.52	12.64	12.46	13.05	13.36	14.10	13.98	14.41	13.35	
		Stride length (m)	5.95	5.89	5.69	5.73	5.82	5.75	5.93	6.04	6.25	6.17	6.26	6.00	
		Stride duration (s)	0.453	0.452	0.462	0.457	0.461	0.462	0.454	0.452	0.443	0.442	0.435	0.449	
		Stride efficiency (%)	55.28	54.20	50.64	51.27	53.01	51.69	54.89	57.01	60.97	59.57	61.29	56.19	
		Stride count	33.63	33.96	35.13	34.92	34.34	34.77	33.75	33.11	32.02	32.39	31.93	433.57	

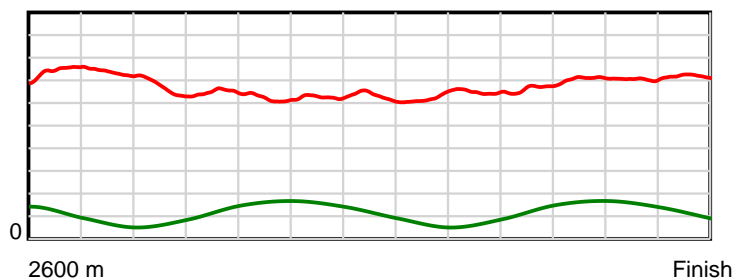
10 m Stride length



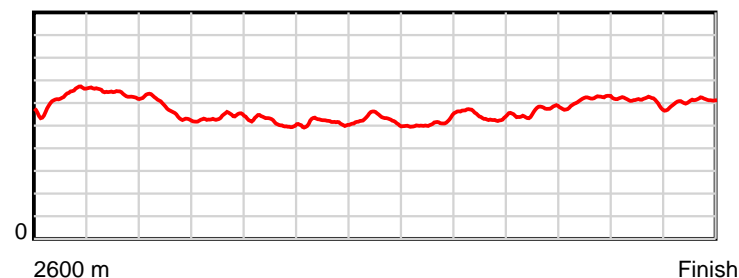
0.6 s Stride duration



20 m/sec Speed



100 % Stride efficiency



Note: Horizontal distance axis grid lines are 200m furlongs.

Disclaimer.

HRNZ and NZMTC and Thoroughbred Ratings Pty Ltd accepts no responsibility for the completeness or accuracy of any of the information contained herein, and makes no representations about its suitability for any particular purpose. Users should make their own judgements about those matters and/or seek independent advice. You assume all risks associated with use of the data provided on this page.



Race Results



July 25, 2025, Race 7, FIBER FRESH ACTIVE WINTER REWARDS MOBILE PACE, Distance 2600m, Addington - Survey 3200m

Result	TAB no.	Horse (Barrier)	2600 to	2400m to
4th	4	Kotare Kelso (4)	2400m	2200m
		Position in running (margin)	-	1(0.0)
		Sectional time (s)	13.11	14.73
		Cumulative time (s)	195.04	181.93
		Speed (m/s)	15.26	13.58
		Stride length (m)	6.30	5.91
		Stride duration (s)	0.406	0.435
		Stride efficiency (%)	61.94	54.53
		Stride count	31.77	33.86

Disclaimer.

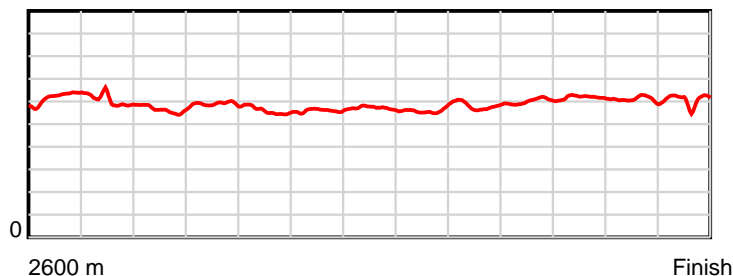
HRNZ and NZMTC and Thoroughbred Ratings Pty Ltd accepts no responsibility for the completeness or accuracy of any of the information contained herein, and makes no representations about its suitability for any particular purpose. Users should make their own judgements about those matters and/or seek independent advice. You assume all risks associated with use of the data provided on this page.

Race Results

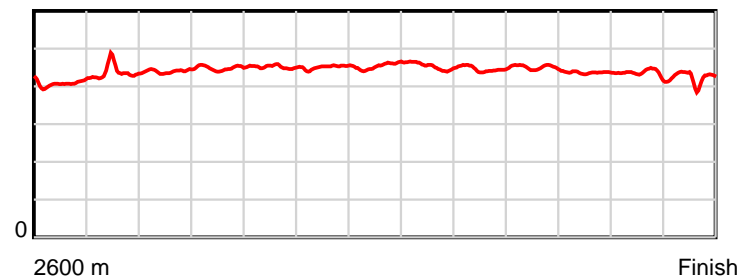
July 25, 2025, Race 7, FIBER FRESH ACTIVE WINTER REWARDS MOBILE PACE, Distance 2600m, Addington - Survey 3200m

Result	TAB no.	Horse (Barrier)	2200m to	2000m to	1800m to	1600m to	1400m to	1200m to	1000m to	800m to	600m to	400m to	200m to	Total or	Margin
4th	4	Kotare Kelso (4)	2000m	1800m	1600m	1400m	1200m	1000m	800m	600m	400m	200m	WP	Average	
		Position in running (margin)	2(2.2)	2(3.0)	3(3.4)	4(4.1)	5(4.0)	5(4.2)	5(4.3)	5(3.9)	7(3.7)	9(4.1)	8(3.6)		3.30
		Sectional time (s)	15.38	15.20	16.28	15.96	15.83	16.09	15.35	14.90	14.28	14.08	13.85		
		Cumulative time (s)	167.20	151.82	136.62	120.34	104.38	88.55	72.46	57.11	42.21	27.93	13.85	3:15.04	
		Speed (m/s)	13.00	13.16	12.29	12.53	12.63	12.43	13.03	13.42	14.01	14.20	14.44	13.33	
		Stride length (m)	5.72	5.91	5.55	5.65	5.73	5.63	5.81	6.04	6.11	6.17	6.11	5.89	
		Stride duration (s)	0.440	0.449	0.452	0.451	0.454	0.453	0.446	0.450	0.436	0.434	0.423	0.442	
		Stride efficiency (%)	51.15	54.53	48.09	49.89	51.39	49.56	52.72	57.03	58.30	59.42	58.38	54.14	
		Stride count	34.96	33.86	36.05	35.40	34.88	35.51	34.43	33.11	32.74	32.43	32.72	441.72	

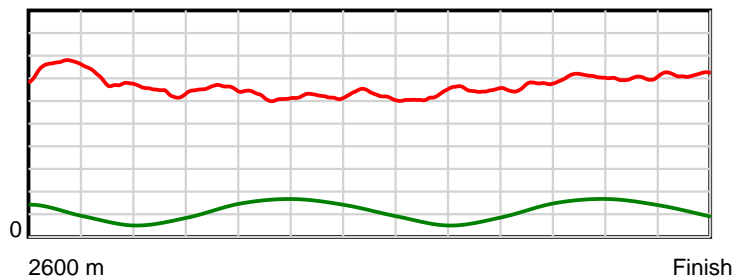
10 m Stride length



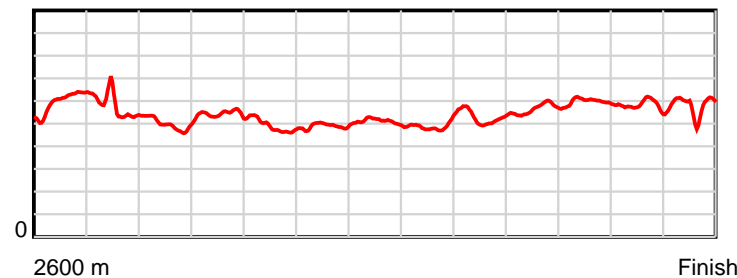
0.6 s Stride duration



20 m/sec Speed



100 % Stride efficiency



Note: Horizontal distance axis grid lines are 200m furlongs.

Disclaimer.

HRNZ and NZMTC and Thoroughbred Ratings Pty Ltd accepts no responsibility for the completeness or accuracy of any of the information contained herein, and makes no representations about its suitability for any particular purpose. Users should make their own judgements about those matters and/or seek independent advice. You assume all risks associated with use of the data provided on this page.



Race Results



July 25, 2025, Race 7, FIBER FRESH ACTIVE WINTER REWARDS MOBILE PACE, Distance 2600m, Addington - Survey 3200m

Result	TAB no.	Horse (Barrier)	2600 to	2400m to
5th	5	Zarlini (5)	2400m	2200m
		Position in running (margin)	-	4(1.0)
		Sectional time (s)	13.33	14.74
		Cumulative time (s)	195.14	181.81
		Speed (m/s)	15.01	13.57
		Stride length (m)	6.66	6.42
		Stride duration (s)	0.439	0.473
		Stride efficiency (%)	69.29	64.41
		Stride count	30.03	31.15

Disclaimer.

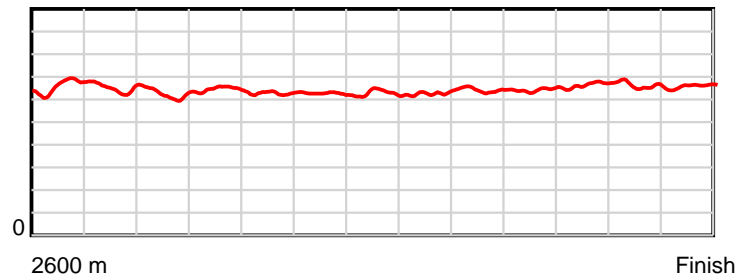
HRNZ and NZMTC and Thoroughbred Ratings Pty Ltd accepts no responsibility for the completeness or accuracy of any of the information contained herein, and makes no representations about its suitability for any particular purpose. Users should make their own judgements about those matters and/or seek independent advice. You assume all risks associated with use of the data provided on this page.

Race Results

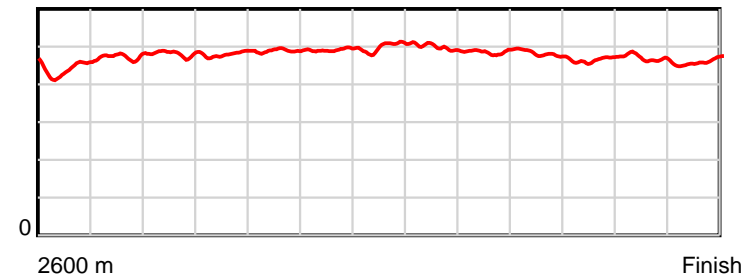
July 25, 2025, Race 7, FIBER FRESH ACTIVE WINTER REWARDS MOBILE PACE, Distance 2600m, Addington - Survey 3200m

Result	TAB no.	Horse (Barrier)	2200m to	2000m to	1800m to	1600m to	1400m to	1200m to	1000m to	800m to	600m to	400m to	200m to	Total or	Margin
5th	5	Zarlini (5)	2000m	1800m	1600m	1400m	1200m	1000m	800m	600m	400m	200m	WP	Average	
		Position in running (margin)	3(3.3)	5(5.8)	4(4.7)	3(2.6)	3(1.7)	4(2.4)	4(2.8)	4(2.0)	5(2.0)	5(1.9)	7(3.3)		3.90
		Sectional time (s)	15.66	14.96	15.81	15.83	15.93	16.13	15.30	14.93	14.18	14.40	13.94		
		Cumulative time (s)	167.07	151.41	136.45	120.64	104.81	88.88	72.75	57.45	42.52	28.34	13.94	3:15.14	
		Speed (m/s)	12.77	13.37	12.65	12.63	12.55	12.40	13.07	13.40	14.10	13.89	14.35	13.32	
		Stride length (m)	6.15	6.41	6.18	6.22	6.27	6.18	6.36	6.43	6.56	6.49	6.62	6.38	
		Stride duration (s)	0.481	0.479	0.489	0.492	0.499	0.498	0.487	0.480	0.465	0.468	0.461	0.479	
		Stride efficiency (%)	59.02	64.22	59.73	60.41	61.40	59.62	63.27	64.67	67.22	65.89	68.42	63.53	
		Stride count	32.54	31.20	32.35	32.17	31.91	32.38	31.43	31.09	30.49	30.80	30.22	407.76	

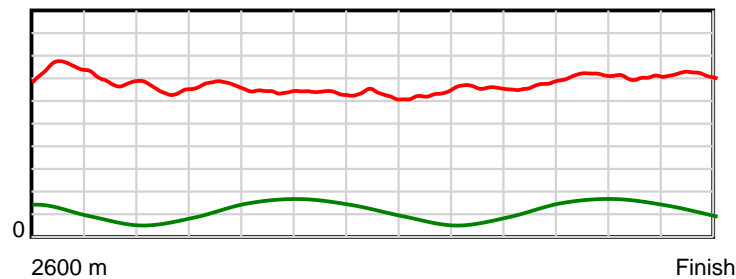
10 m Stride length



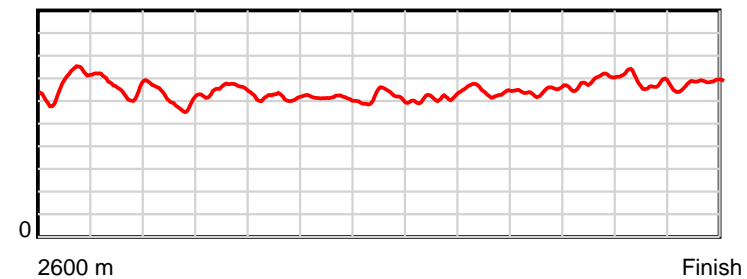
0.6 s Stride duration



20 m/sec Speed



100 % Stride efficiency



Note: Horizontal distance axis grid lines are 200m furlongs.

Disclaimer.

HRNZ and NZMTC and Thoroughbred Ratings Pty Ltd accepts no responsibility for the completeness or accuracy of any of the information contained herein, and makes no representations about its suitability for any particular purpose. Users should make their own judgements about those matters and/or seek independent advice. You assume all risks associated with use of the data provided on this page.



Race Results



July 25, 2025, Race 7, FIBER FRESH ACTIVE WINTER REWARDS MOBILE PACE, Distance 2600m, Addington - Survey 3200m

Result	TAB no.	Horse (Barrier)	2600 to	2400m to
6th	12	Matai Harry (12)	2400m	2200m
		Position in running (margin)	-	12(6.1)
		Sectional time (s)	14.14	15.05
		Cumulative time (s)	195.23	181.09
		Speed (m/s)	14.15	13.29
		Stride length (m)	6.79	6.41
		Stride duration (s)	0.463	0.482
		Stride efficiency (%)	72.01	64.19
		Stride count	29.46	31.20

Disclaimer.

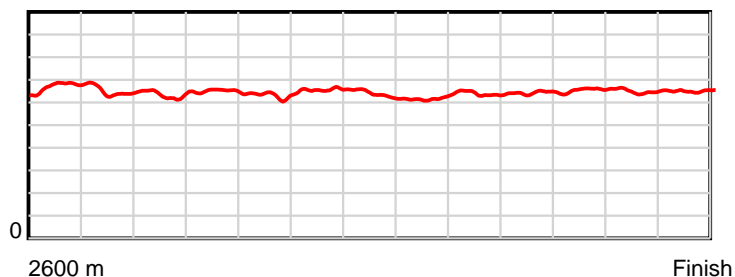
HRNZ and NZMTC and Thoroughbred Ratings Pty Ltd accepts no responsibility for the completeness or accuracy of any of the information contained herein, and makes no representations about its suitability for any particular purpose. Users should make their own judgements about those matters and/or seek independent advice. You assume all risks associated with use of the data provided on this page.

Race Results

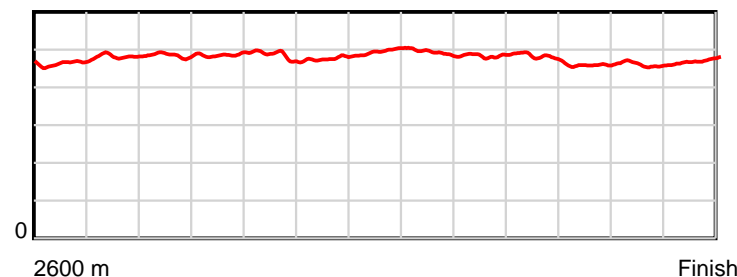
July 25, 2025, Race 7, FIBER FRESH ACTIVE WINTER REWARDS MOBILE PACE, Distance 2600m, Addington - Survey 3200m

Result	TAB no.	Horse (Barrier)	2200m to	2000m to	1800m to	1600m to	1400m to	1200m to	1000m to	800m to	600m to	400m to	200m to	Total or	Margin
6th	12	Matai Harry (12)	2000m	1800m	1600m	1400m	1200m	1000m	800m	600m	400m	200m	WP	Average	
		Position in running (margin)	10(10.3)	10(11.9)	10(10.5)	8(8.1)	2(1.4)	2(0.8)	2(0.5)	2(0.2)	2(0.2)	2(0.3)	3(1.1)		4.40
		Sectional time (s)	15.52	14.91	15.76	14.87	15.69	16.03	15.37	14.93	14.23	14.30	14.43		
		Cumulative time (s)	166.04	150.52	135.61	119.85	104.98	89.29	73.26	57.89	42.96	28.73	14.43	3:15.23	
		Speed (m/s)	12.89	13.41	12.69	13.45	12.75	12.48	13.01	13.40	14.05	13.99	13.86	13.32	
		Stride length (m)	6.25	6.52	6.15	6.42	6.32	6.14	6.31	6.44	6.45	6.44	6.53	6.39	
		Stride duration (s)	0.485	0.486	0.485	0.477	0.496	0.492	0.485	0.481	0.459	0.460	0.471	0.480	
		Stride efficiency (%)	61.03	66.38	59.20	64.36	62.49	58.88	62.14	64.74	64.99	64.72	66.62	63.86	
		Stride count	32.00	30.69	32.49	31.16	31.63	32.58	31.72	31.07	31.01	31.08	30.63	406.72	

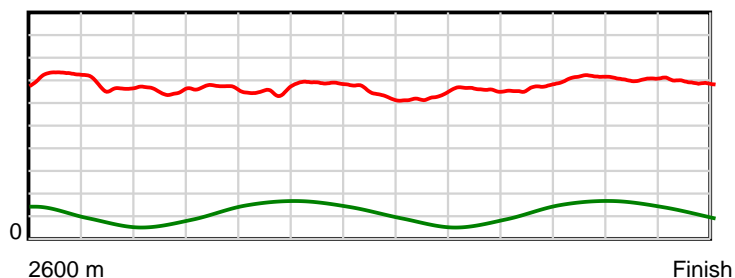
10 m Stride length



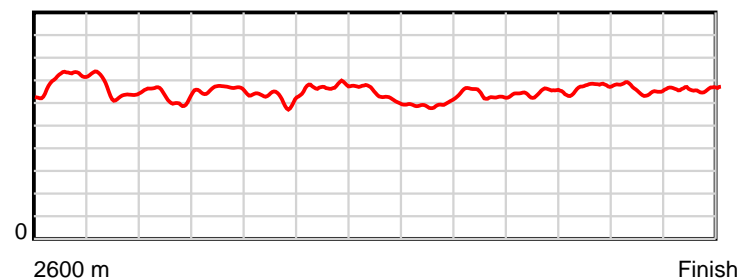
0.6 s Stride duration



20 m/sec Speed



100 % Stride efficiency



Note: Horizontal distance axis grid lines are 200m furlongs.

Disclaimer.

HRNZ and NZMTC and Thoroughbred Ratings Pty Ltd accepts no responsibility for the completeness or accuracy of any of the information contained herein, and makes no representations about its suitability for any particular purpose. Users should make their own judgements about those matters and/or seek independent advice. You assume all risks associated with use of the data provided on this page.



Race Results



July 25, 2025, Race 7, FIBER FRESH ACTIVE WINTER REWARDS MOBILE PACE, Distance 2600m, Addington - Survey 3200m

Result	TAB no.	Horse (Barrier)	2600 to	2400m to
7th	8	Amass (8)	2400m	2200m
		Position in running (margin)	-	3(1.0)
		Sectional time (s)	13.27	14.80
		Cumulative time (s)	195.30	182.03
		Speed (m/s)	15.08	13.51
		Stride length (m)	6.86	6.40
		Stride duration (s)	0.451	0.474
		Stride efficiency (%)	73.51	64.08
		Stride count	29.16	31.23

Disclaimer.

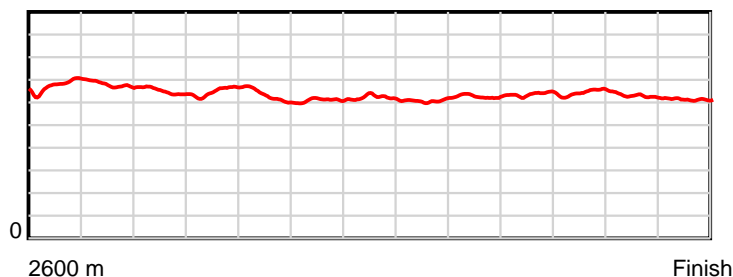
HRNZ and NZMTC and Thoroughbred Ratings Pty Ltd accepts no responsibility for the completeness or accuracy of any of the information contained herein, and makes no representations about its suitability for any particular purpose. Users should make their own judgements about those matters and/or seek independent advice. You assume all risks associated with use of the data provided on this page.

Race Results

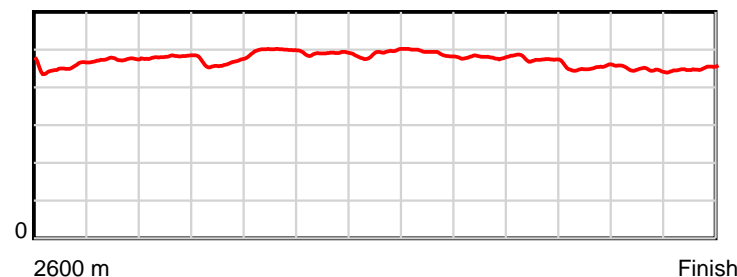
July 25, 2025, Race 7, FIBER FRESH ACTIVE WINTER REWARDS MOBILE PACE, Distance 2600m, Addington - Survey 3200m

Result	TAB no.	Horse (Barrier)	2200m to	2000m to	1800m to	1600m to	1400m to	1200m to	1000m to	800m to	600m to	400m to	200m to	Total or	Margin
7th	8	Amass (8)	2000m	1800m	1600m	1400m	1200m	1000m	800m	600m	400m	200m	WP	Average	
		Position in running (margin)	5(3.6)	4(4.6)	1(0.0)	1(0.0)	1(0.0)	1(0.0)	1(0.0)	1(0.0)	1(0.0)	1(0.0)	1(0.0)		4.80
		Sectional time (s)	15.41	14.38	16.16	15.98	15.80	16.07	15.43	14.93	14.21	14.17	14.69		
		Cumulative time (s)	167.23	151.82	137.44	121.28	105.30	89.50	73.43	58.00	43.07	28.86	14.69	3:15.30	
		Speed (m/s)	12.98	13.91	12.38	12.52	12.66	12.45	12.96	13.40	14.07	14.11	13.61	13.31	
		Stride length (m)	6.25	6.47	6.18	6.13	6.22	6.10	6.22	6.34	6.36	6.30	6.14	6.30	
		Stride duration (s)	0.482	0.465	0.499	0.489	0.491	0.490	0.480	0.473	0.452	0.447	0.451	0.473	
		Stride efficiency (%)	61.09	65.50	59.68	58.65	60.46	58.07	60.54	62.82	63.18	62.09	58.87	62.03	
		Stride count	31.99	30.89	32.36	32.65	32.15	32.81	32.13	31.54	31.45	31.73	32.58	412.67	

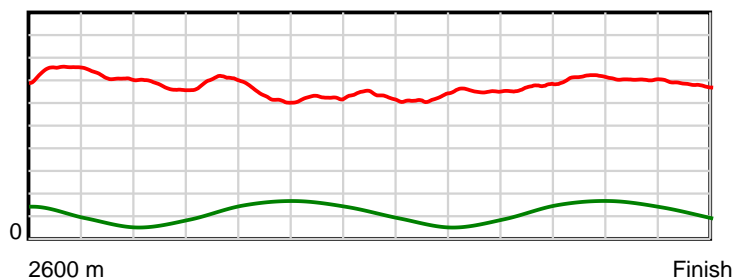
10 m Stride length



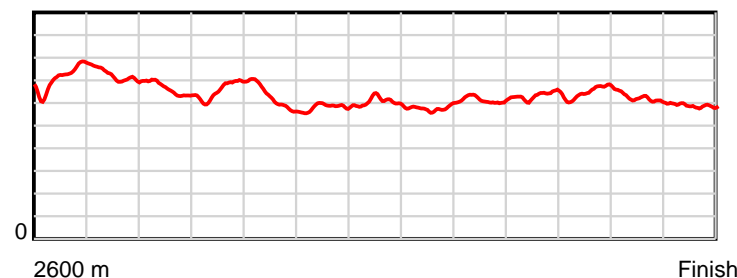
0.6 s Stride duration



20 m/sec Speed



100 % Stride efficiency



Note: Horizontal distance axis grid lines are 200m furlongs.

Disclaimer.

HRNZ and NZMTC and Thoroughbred Ratings Pty Ltd accepts no responsibility for the completeness or accuracy of any of the information contained herein, and makes no representations about its suitability for any particular purpose. Users should make their own judgements about those matters and/or seek independent advice. You assume all risks associated with use of the data provided on this page.



Race Results



July 25, 2025, Race 7, FIBER FRESH ACTIVE WINTER REWARDS MOBILE PACE, Distance 2600m, Addington - Survey 3200m

Result	TAB no.	Horse (Barrier)	2600 to	2400m to
8th	11	Dancing Desire (11)	2400m	2200m
		Position in running (margin)	-	10(5.1)
		Sectional time (s)	13.99	14.93
		Cumulative time (s)	195.61	181.62
		Speed (m/s)	14.30	13.40
		Stride length (m)	6.42	6.12
		Stride duration (s)	0.431	0.457
		Stride efficiency (%)	64.34	58.59
		Stride count	31.17	32.66

Disclaimer.

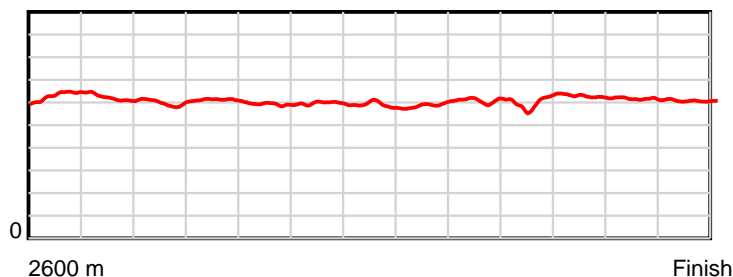
HRNZ and NZMTC and Thoroughbred Ratings Pty Ltd accepts no responsibility for the completeness or accuracy of any of the information contained herein, and makes no representations about its suitability for any particular purpose. Users should make their own judgements about those matters and/or seek independent advice. You assume all risks associated with use of the data provided on this page.

Race Results

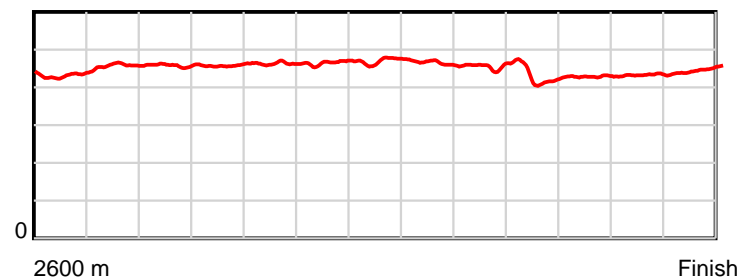
July 25, 2025, Race 7, FIBER FRESH ACTIVE WINTER REWARDS MOBILE PACE, Distance 2600m, Addington - Survey 3200m

Result	TAB no.	Horse (Barrier)	2200m to	2000m to	1800m to	1600m to	1400m to	1200m to	1000m to	800m to	600m to	400m to	200m to	Total or	Margin
8th	11	Dancing Desire (11)	2000m	1800m	1600m	1400m	1200m	1000m	800m	600m	400m	200m	WP	Average	
		Position in running (margin)	8(8.6)	8(10.2)	8(8.9)	7(7.3)	8(5.9)	8(6.8)	8(6.5)	8(5.6)	3(1.4)	3(0.7)	4(1.5)		6.40
		Sectional time (s)	15.52	14.91	15.91	15.74	15.94	16.02	15.29	14.23	14.09	14.30	14.74		
		Cumulative time (s)	166.69	151.17	136.26	120.35	104.61	88.67	72.65	57.36	43.13	29.04	14.74	3:15.61	
		Speed (m/s)	12.89	13.41	12.57	12.71	12.55	12.48	13.08	14.05	14.19	13.99	13.57	13.29	
		Stride length (m)	5.90	6.14	5.82	5.91	5.90	5.81	5.97	6.05	6.08	6.06	6.06	6.01	
		Stride duration (s)	0.458	0.458	0.463	0.465	0.470	0.465	0.457	0.430	0.428	0.433	0.447	0.452	
		Stride efficiency (%)	54.46	58.91	52.88	54.55	54.42	52.73	55.74	57.12	57.78	57.35	57.43	56.53	
		Stride count	33.88	32.57	34.38	33.85	33.89	34.43	33.49	33.08	32.89	33.01	32.99	432.29	

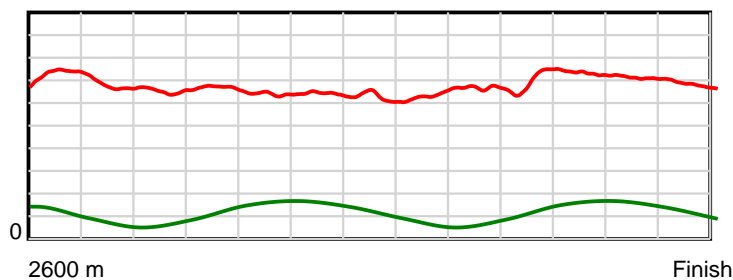
10 m Stride length



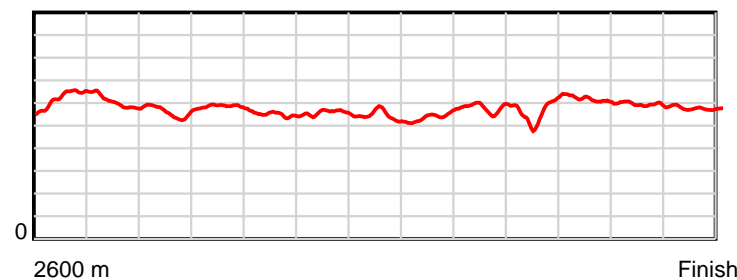
0.6 s Stride duration



20 m/sec Speed



100 % Stride efficiency



Note: Horizontal distance axis grid lines are 200m furlongs.

Disclaimer.

HRNZ and NZMTC and Thoroughbred Ratings Pty Ltd accepts no responsibility for the completeness or accuracy of any of the information contained herein, and makes no representations about its suitability for any particular purpose. Users should make their own judgements about those matters and/or seek independent advice. You assume all risks associated with use of the data provided on this page.



Race Results



July 25, 2025, Race 7, FIBER FRESH ACTIVE WINTER REWARDS MOBILE PACE, Distance 2600m, Addington - Survey 3200m

Result	TAB no.	Horse (Barrier)	2600 to	2400m to
9th	10	The Coalman (10)	2400m	2200m
		Position in running (margin)	-	8(3.7)
		Sectional time (s)	13.76	14.76
		Cumulative time (s)	195.64	181.88
		Speed (m/s)	14.54	13.55
		Stride length (m)	6.45	6.22
		Stride duration (s)	0.425	0.459
		Stride efficiency (%)	65.08	60.54
		Stride count	30.99	32.13

Disclaimer.

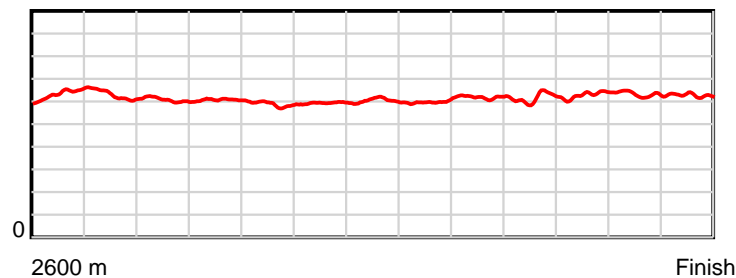
HRNZ and NZMTC and Thoroughbred Ratings Pty Ltd accepts no responsibility for the completeness or accuracy of any of the information contained herein, and makes no representations about its suitability for any particular purpose. Users should make their own judgements about those matters and/or seek independent advice. You assume all risks associated with use of the data provided on this page.

Race Results

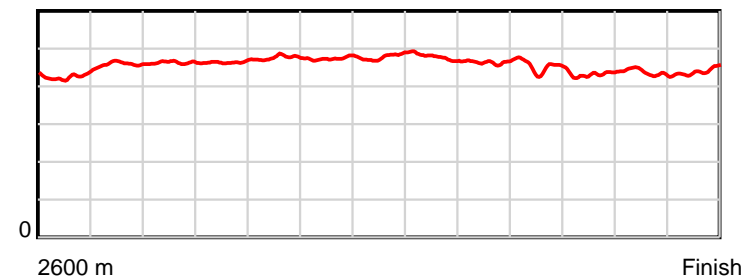
July 25, 2025, Race 7, FIBER FRESH ACTIVE WINTER REWARDS MOBILE PACE, Distance 2600m, Addington - Survey 3200m

Result	TAB no.	Horse (Barrier)	2200m to	2000m to	1800m to	1600m to	1400m to	1200m to	1000m to	800m to	600m to	400m to	200m to	Total or	Margin
9th	10	The Coalman (10)	2000m	1800m	1600m	1400m	1200m	1000m	800m	600m	400m	200m	WP	Average	
		Position in running (margin)	6(6.1)	6(7.7)	7(8.1)	9(8.4)	10(7.8)	9(8.0)	10(8.6)	10(7.5)	11(6.2)	12(5.8)	10(5.3)		6.60
		Sectional time (s)	15.50	15.22	16.21	15.87	15.83	16.18	15.24	14.71	14.14	14.08	14.14		
		Cumulative time (s)	167.12	151.62	136.40	120.19	104.32	88.49	72.31	57.07	42.36	28.22	14.14	3:15.64	
		Speed (m/s)	12.90	13.14	12.34	12.60	12.63	12.36	13.12	13.60	14.14	14.20	14.14	13.29	
		Stride length (m)	5.97	6.09	5.87	5.97	6.04	5.91	6.09	6.18	6.11	6.21	6.24	6.10	
		Stride duration (s)	0.463	0.464	0.476	0.474	0.478	0.478	0.464	0.455	0.432	0.437	0.441	0.459	
		Stride efficiency (%)	55.70	58.03	53.88	55.77	57.00	54.61	57.96	59.65	58.27	60.20	60.90	58.17	
		Stride count	33.50	32.82	34.06	33.48	33.12	33.83	32.84	32.37	32.75	32.22	32.04	426.15	

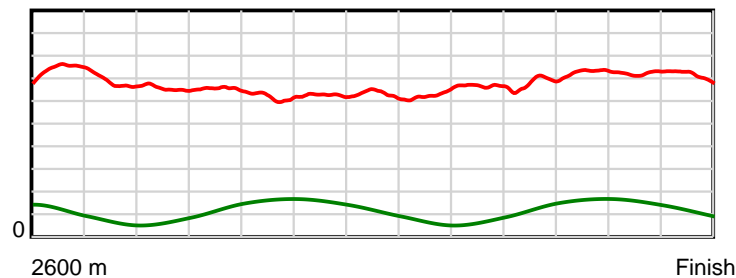
10 m Stride length



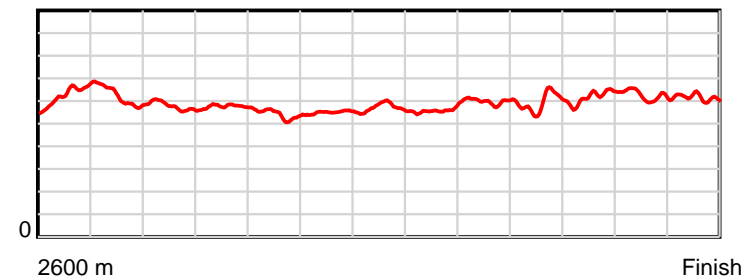
0.6 s Stride duration



20 m/sec Speed



100 % Stride efficiency



Note: Horizontal distance axis grid lines are 200m furlongs.

Disclaimer.

HRNZ and NZMTC and Thoroughbred Ratings Pty Ltd accepts no responsibility for the completeness or accuracy of any of the information contained herein, and makes no representations about its suitability for any particular purpose. Users should make their own judgements about those matters and/or seek independent advice. You assume all risks associated with use of the data provided on this page.



Race Results



July 25, 2025, Race 7, FIBER FRESH ACTIVE WINTER REWARDS MOBILE PACE, Distance 2600m, Addington - Survey 3200m

Result	TAB no.	Horse (Barrier)	2600 to	2400m to
10th	1	Happy Harper (1)	2400m	2200m
		Position in running (margin)	-	2(0.9)
		Sectional time (s)	13.14	14.77
		Cumulative time (s)	195.76	182.62
		Speed (m/s)	15.23	13.54
		Stride length (m)	6.41	6.19
		Stride duration (s)	0.421	0.457
		Stride efficiency (%)	64.26	59.85
		Stride count	31.19	32.32

Disclaimer.

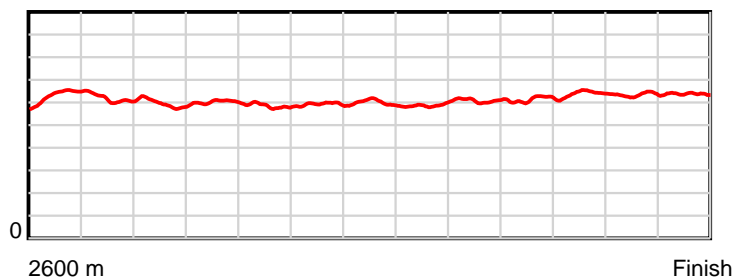
HRNZ and NZMTC and Thoroughbred Ratings Pty Ltd accepts no responsibility for the completeness or accuracy of any of the information contained herein, and makes no representations about its suitability for any particular purpose. Users should make their own judgements about those matters and/or seek independent advice. You assume all risks associated with use of the data provided on this page.

Race Results

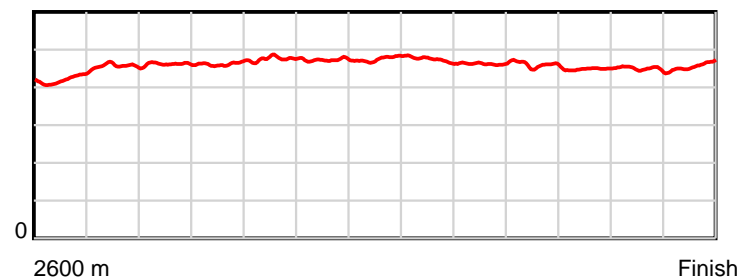
July 25, 2025, Race 7, FIBER FRESH ACTIVE WINTER REWARDS MOBILE PACE, Distance 2600m, Addington - Survey 3200m

Result	TAB no.	Horse (Barrier)	2200m to	2000m to	1800m to	1600m to	1400m to	1200m to	1000m to	800m to	600m to	400m to	200m to	Total or	Margin
10th	1	Happy Harper (1)	2000m	1800m	1600m	1400m	1200m	1000m	800m	600m	400m	200m	WP	Average	
		Position in running (margin)	4(3.4)	3(4.5)	5(5.4)	6(5.7)	7(5.4)	7(5.7)	7(6.2)	7(4.9)	10(5.1)	10(5.0)	9(4.8)		7.30
		Sectional time (s)	15.44	15.27	16.21	15.94	15.83	16.16	15.22	14.96	14.20	14.14	14.48		
		Cumulative time (s)	167.85	152.41	137.14	120.93	104.99	89.16	73.00	57.78	42.82	28.62	14.48	3:15.76	
		Speed (m/s)	12.95	13.10	12.34	12.55	12.63	12.38	13.14	13.37	14.08	14.14	13.81	13.28	
		Stride length (m)	5.99	6.05	5.87	5.93	6.01	5.87	6.08	6.16	6.31	6.36	6.32	6.11	
		Stride duration (s)	0.462	0.462	0.476	0.473	0.475	0.474	0.462	0.461	0.448	0.449	0.457	0.460	
		Stride efficiency (%)	56.02	57.17	53.80	54.99	56.35	53.88	57.72	59.36	62.28	63.15	62.36	58.40	
		Stride count	33.40	33.07	34.09	33.71	33.30	34.06	32.91	32.45	31.68	31.46	31.66	425.30	

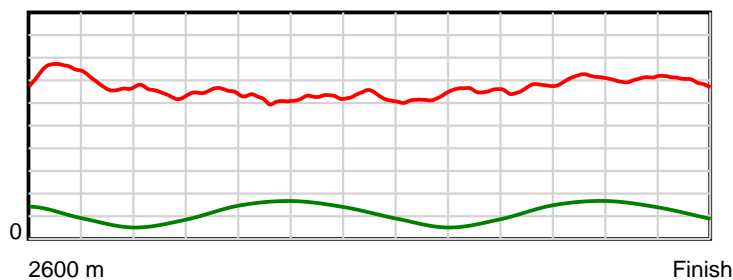
10 m Stride length



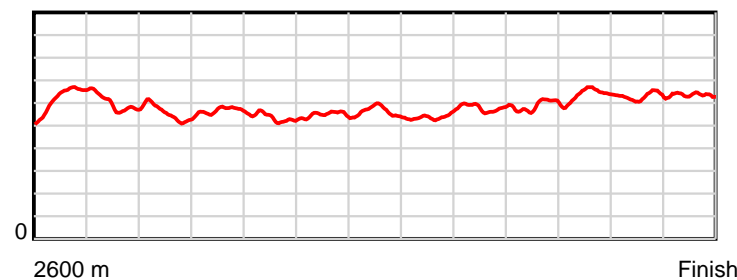
0.6 s Stride duration



20 m/sec Speed



100 % Stride efficiency



Note: Horizontal distance axis grid lines are 200m furlongs.

Disclaimer.

HRNZ and NZMTC and Thoroughbred Ratings Pty Ltd accepts no responsibility for the completeness or accuracy of any of the information contained herein, and makes no representations about its suitability for any particular purpose. Users should make their own judgements about those matters and/or seek independent advice. You assume all risks associated with use of the data provided on this page.



Race Results



July 25, 2025, Race 7, FIBER FRESH ACTIVE WINTER REWARDS MOBILE PACE, Distance 2600m, Addington - Survey 3200m

Result	TAB no.	Horse (Barrier)	2600 to	2400m to
11th	13	Pioneer (13)	2400m	2200m
		Position in running (margin)	-	14(8.0)
		Sectional time (s)	14.47	14.66
		Cumulative time (s)	195.82	181.35
		Speed (m/s)	13.83	13.64
		Stride length (m)	6.11	5.91
		Stride duration (s)	0.427	0.434
		Stride efficiency (%)	58.36	54.67
		Stride count	32.73	33.81

Disclaimer.

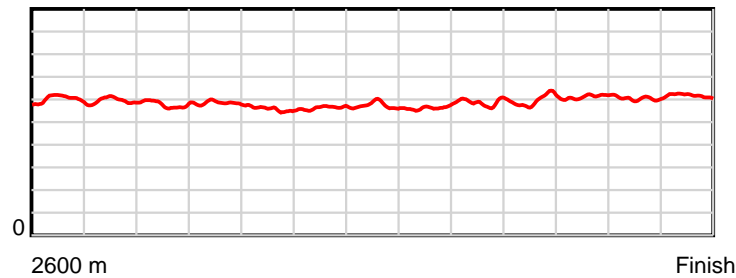
HRNZ and NZMTC and Thoroughbred Ratings Pty Ltd accepts no responsibility for the completeness or accuracy of any of the information contained herein, and makes no representations about its suitability for any particular purpose. Users should make their own judgements about those matters and/or seek independent advice. You assume all risks associated with use of the data provided on this page.

Race Results

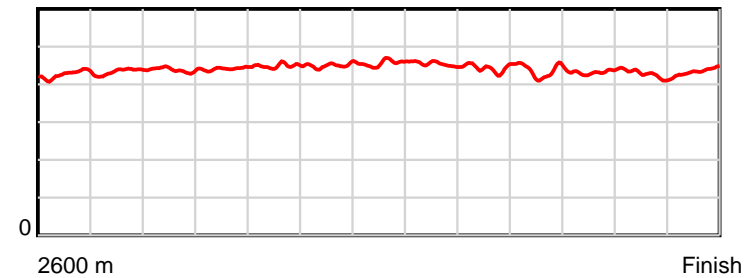
July 25, 2025, Race 7, FIBER FRESH ACTIVE WINTER REWARDS MOBILE PACE, Distance 2600m, Addington - Survey 3200m

Result	TAB no.	Horse (Barrier)	2200m to	2000m to	1800m to	1600m to	1400m to	1200m to	1000m to	800m to	600m to	400m to	200m to	Total or	Margin
11th	13	Pioneer (13)	2000m	1800m	1600m	1400m	1200m	1000m	800m	600m	400m	200m	WP	Average	
		Position in running (margin)	9(9.9)	9(10.3)	9(9.9)	10(10.0)	11(9.6)	11(10.3)	12(10.6)	12(9.3)	13(7.7)	13(7.7)	12(6.7)		7.60
		Sectional time (s)	15.31	15.08	16.18	15.91	15.91	16.12	15.21	14.66	14.20	14.00	14.11		
		Cumulative time (s)	166.69	151.38	136.30	120.12	104.21	88.30	72.18	56.97	42.31	28.11	14.11	3:15.82	
		Speed (m/s)	13.06	13.26	12.36	12.57	12.57	12.41	13.15	13.64	14.08	14.29	14.17	13.28	
		Stride length (m)	5.73	5.85	5.55	5.67	5.74	5.63	5.83	5.96	6.09	6.09	6.18	5.87	
		Stride duration (s)	0.439	0.441	0.449	0.451	0.456	0.454	0.444	0.437	0.432	0.427	0.436	0.442	
		Stride efficiency (%)	51.28	53.52	48.12	50.16	51.43	49.61	53.17	55.58	57.91	58.04	59.60	53.78	
		Stride count	34.91	34.18	36.04	35.30	34.86	35.50	34.29	33.54	32.85	32.82	32.38	443.21	

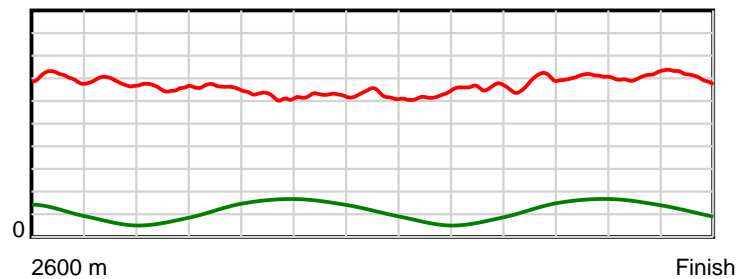
10 m Stride length



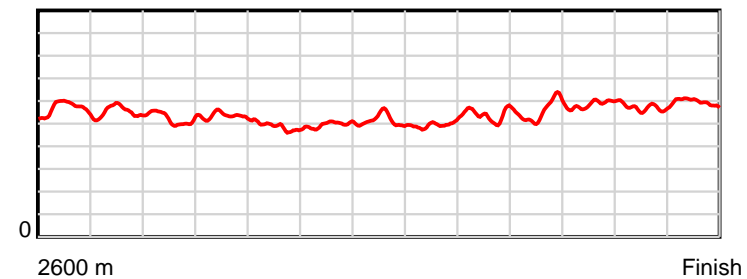
0.6 s Stride duration



20 m/sec Speed



100 % Stride efficiency



Note: Horizontal distance axis grid lines are 200m furlongs.

Disclaimer.

HRNZ and NZMTC and Thoroughbred Ratings Pty Ltd accepts no responsibility for the completeness or accuracy of any of the information contained herein, and makes no representations about its suitability for any particular purpose. Users should make their own judgements about those matters and/or seek independent advice. You assume all risks associated with use of the data provided on this page.



Race Results



July 25, 2025, Race 7, FIBER FRESH ACTIVE WINTER REWARDS MOBILE PACE, Distance 2600m, Addington - Survey 3200m

Result	TAB no.	Horse (Barrier)	2600 to	2400m to
12th	2	Louis (2)	2400m	2200m
		Position in running (margin)	-	7(3.1)
		Sectional time (s)	13.59	14.90
		Cumulative time (s)	196.69	183.10
		Speed (m/s)	14.72	13.42
		Stride length (m)	6.84	6.47
		Stride duration (s)	0.457	0.482
		Stride efficiency (%)	73.16	65.47
		Stride count	29.23	30.90

Disclaimer.

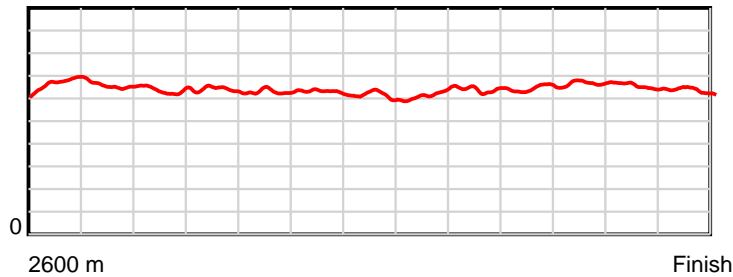
HRNZ and NZMTC and Thoroughbred Ratings Pty Ltd accepts no responsibility for the completeness or accuracy of any of the information contained herein, and makes no representations about its suitability for any particular purpose. Users should make their own judgements about those matters and/or seek independent advice. You assume all risks associated with use of the data provided on this page.

Race Results

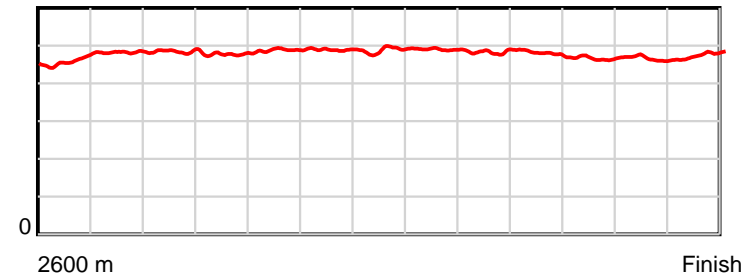
July 25, 2025, Race 7, FIBER FRESH ACTIVE WINTER REWARDS MOBILE PACE, Distance 2600m, Addington - Survey 3200m

Result	TAB no.	Horse (Barrier)	2200m to	2000m to	1800m to	1600m to	1400m to	1200m to	1000m to	800m to	600m to	400m to	200m to	Total or	Margin
12th	2	Louis (2)	2000m	1800m	1600m	1400m	1200m	1000m	800m	600m	400m	200m	WP	Average	
		Position in running (margin)	7(6.4)	7(8.5)	6(7.2)	5(5.6)	6(4.1)	6(5.1)	6(4.7)	6(3.9)	8(3.9)	8(4.1)	11(5.8)		12.50
		Sectional time (s)	15.61	14.93	15.90	15.72	15.97	15.99	15.30	14.93	14.24	14.46	15.15		
		Cumulative time (s)	168.20	152.59	137.66	121.76	106.04	90.07	74.08	58.78	43.85	29.61	15.15	3:16.69	
		Speed (m/s)	12.81	13.40	12.58	12.72	12.52	12.51	13.07	13.40	14.04	13.83	13.20	13.22	
		Stride length (m)	6.21	6.39	6.14	6.22	6.11	6.13	6.32	6.42	6.56	6.44	6.28	6.34	
		Stride duration (s)	0.485	0.477	0.488	0.489	0.488	0.490	0.483	0.479	0.467	0.465	0.476	0.480	
		Stride efficiency (%)	60.35	63.81	58.90	60.52	58.35	58.73	62.37	64.45	67.18	64.72	61.72	62.88	
		Stride count	32.18	31.30	32.58	32.14	32.73	32.62	31.66	31.14	30.50	31.08	31.82	409.88	

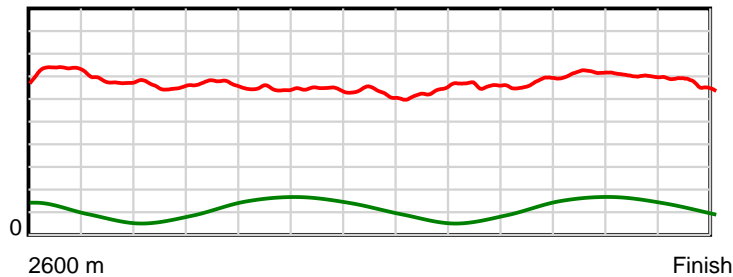
10 m Stride length



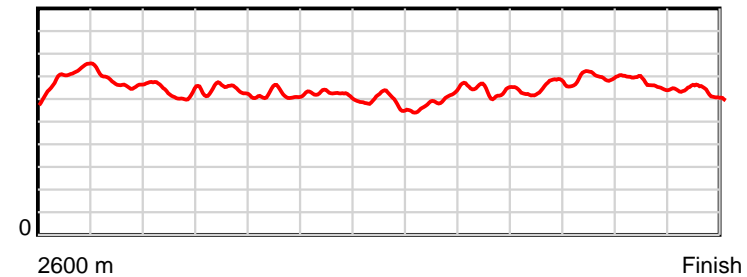
0.6 s Stride duration



20 m/sec Speed



100 % Stride efficiency



Note: Horizontal distance axis grid lines are 200m furlongs.

Disclaimer.

HRNZ and NZMTC and Thoroughbred Ratings Pty Ltd accepts no responsibility for the completeness or accuracy of any of the information contained herein, and makes no representations about its suitability for any particular purpose. Users should make their own judgements about those matters and/or seek independent advice. You assume all risks associated with use of the data provided on this page.



Race Results



July 25, 2025, Race 7, FIBER FRESH ACTIVE WINTER REWARDS MOBILE PACE, Distance 2600m, Addington - Survey 3200m

Result	TAB no.	Horse (Barrier)	2600 to	2400m to
13th	6	Stickifingers (6)	2400m	2200m
		Position in running (margin)	-	9(4.6)
		Sectional time (s)	13.99	15.99
		Cumulative time (s)	196.71	182.72
		Speed (m/s)	14.30	12.51
		Stride length (m)	6.05	5.48
		Stride duration (s)	0.418	0.438
		Stride efficiency (%)	57.27	46.86
		Stride count	33.04	36.52

Disclaimer.

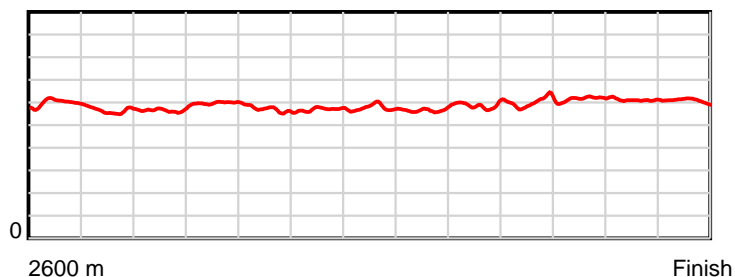
HRNZ and NZMTC and Thoroughbred Ratings Pty Ltd accepts no responsibility for the completeness or accuracy of any of the information contained herein, and makes no representations about its suitability for any particular purpose. Users should make their own judgements about those matters and/or seek independent advice. You assume all risks associated with use of the data provided on this page.

Race Results

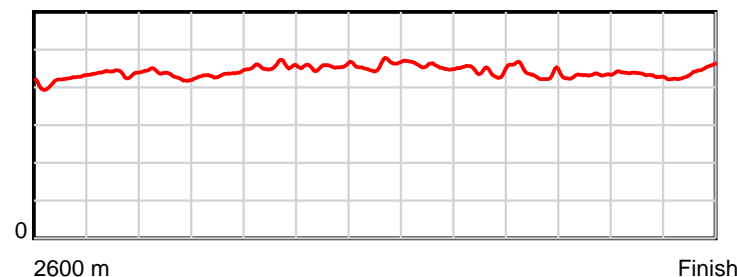
July 25, 2025, Race 7, FIBER FRESH ACTIVE WINTER REWARDS MOBILE PACE, Distance 2600m, Addington - Survey 3200m

Result	TAB no.	Horse (Barrier)	2200m to	2000m to	1800m to	1600m to	1400m to	1200m to	1000m to	800m to	600m to	400m to	200m to	Total or	Margin
13th	6	Stickifingers (6)	2000m	1800m	1600m	1400m	1200m	1000m	800m	600m	400m	200m	WP	Average	
		Position in running (margin)	14(14.4)	12(15.0)	11(12.2)	12(11.7)	13(11.4)	13(12.1)	13(12.3)	14(10.9)	14(9.1)	14(9.0)	14(8.9)		12.60
		Sectional time (s)	15.33	14.67	16.08	15.93	15.92	16.10	15.19	14.64	14.19	14.16	14.52		
		Cumulative time (s)	166.73	151.40	136.73	120.65	104.72	88.80	72.70	57.51	42.87	28.68	14.52	3:16.71	
		Speed (m/s)	13.05	13.63	12.44	12.55	12.56	12.42	13.17	13.66	14.09	14.12	13.77	13.22	
		Stride length (m)	5.64	5.93	5.67	5.73	5.76	5.66	5.86	6.00	6.10	6.12	6.09	5.85	
		Stride duration (s)	0.433	0.435	0.456	0.456	0.459	0.456	0.445	0.439	0.432	0.433	0.442	0.442	
		Stride efficiency (%)	49.73	54.87	50.27	51.28	51.92	50.10	53.68	56.25	58.06	58.49	57.98	53.40	
		Stride count	35.45	33.75	35.26	34.91	34.70	35.32	34.12	33.34	32.81	32.69	32.84	444.75	

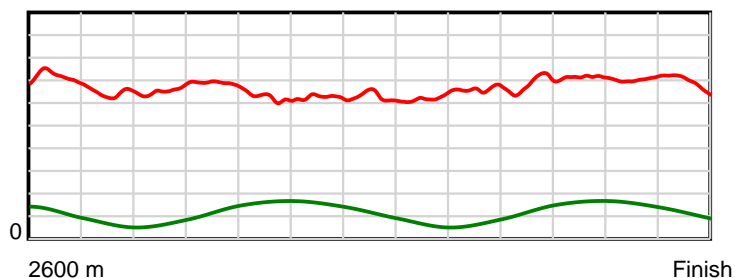
10 m Stride length



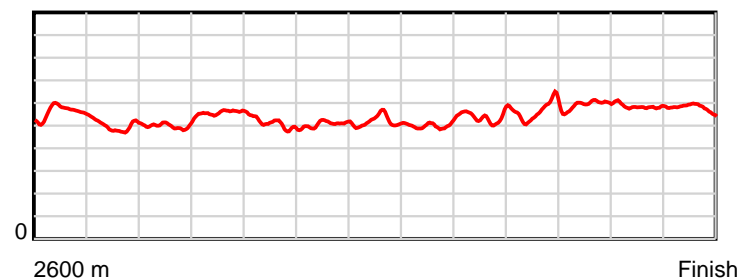
0.6 s Stride duration



20 m/sec Speed



100 % Stride efficiency



Note: Horizontal distance axis grid lines are 200m furlongs.

Disclaimer.

HRNZ and NZMTC and Thoroughbred Ratings Pty Ltd accepts no responsibility for the completeness or accuracy of any of the information contained herein, and makes no representations about its suitability for any particular purpose. Users should make their own judgements about those matters and/or seek independent advice. You assume all risks associated with use of the data provided on this page.



Race Results



July 25, 2025, Race 7, FIBER FRESH ACTIVE WINTER REWARDS MOBILE PACE, Distance 2600m, Addington - Survey 3200m

Result	TAB no.	Horse (Barrier)	2600 to	2400m to
14th	3	Ocean Of Tears (3)	2400m	2200m
		Position in running (margin)	-	6(3.0)
		Sectional time (s)	13.55	15.78
		Cumulative time (s)	197.27	183.72
		Speed (m/s)	14.76	12.67
		Stride length (m)	6.34	5.82
		Stride duration (s)	0.426	0.459
		Stride efficiency (%)	62.76	52.85
		Stride count	31.56	34.39

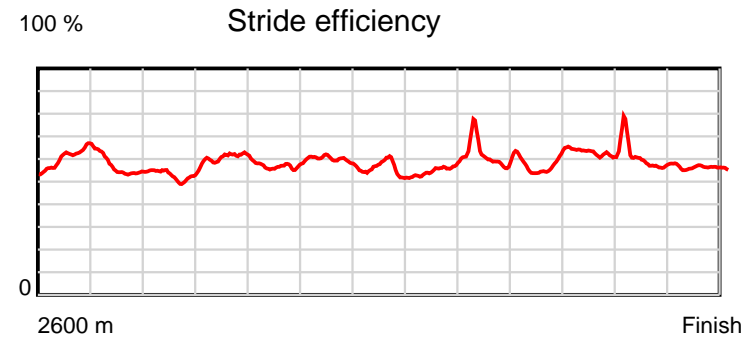
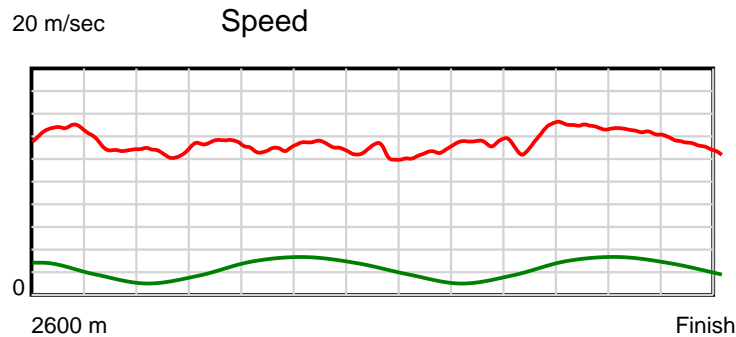
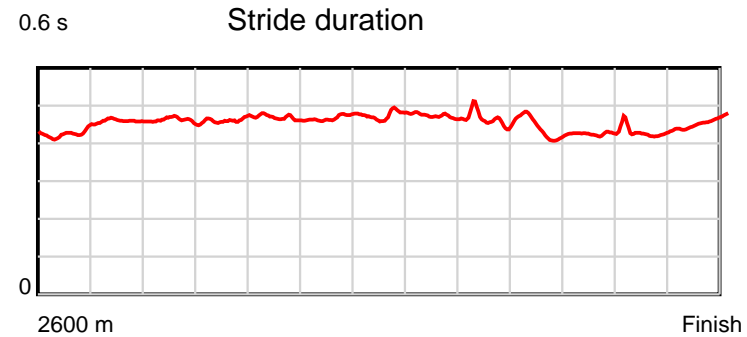
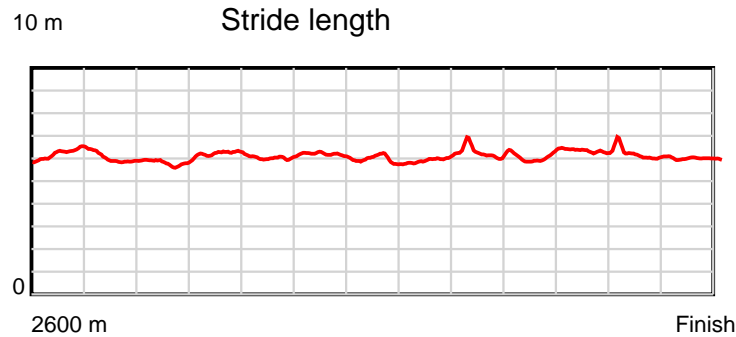
Disclaimer.

HRNZ and NZMTC and Thoroughbred Ratings Pty Ltd accepts no responsibility for the completeness or accuracy of any of the information contained herein, and makes no representations about its suitability for any particular purpose. Users should make their own judgements about those matters and/or seek independent advice. You assume all risks associated with use of the data provided on this page.

Race Results

July 25, 2025, Race 7, FIBER FRESH ACTIVE WINTER REWARDS MOBILE PACE, Distance 2600m, Addington - Survey 3200m

Result	TAB no.	Horse (Barrier)	2200m to	2000m to	1800m to	1600m to	1400m to	1200m to	1000m to	800m to	600m to	400m to	200m to	Total or	Margin
14th	3	Ocean Of Tears (3)	2000m	1800m	1600m	1400m	1200m	1000m	800m	600m	400m	200m	WP	Average	
		Position in running (margin)	11(11.6)	14(18.0)	14(16.4)	14(14.5)	14(11.4)	14(12.7)	14(12.3)	13(10.6)	12(7.1)	11(5.7)	13(7.3)		15.70
		Sectional time (s)	16.33	14.87	15.85	15.45	16.01	16.01	15.13	14.35	13.98	14.44	15.52		
		Cumulative time (s)	167.94	151.61	136.74	120.89	105.44	89.43	73.42	58.29	43.94	29.96	15.52	3:17.27	
		Speed (m/s)	12.25	13.45	12.62	12.94	12.49	12.49	13.22	13.94	14.31	13.85	12.89	13.18	
		Stride length (m)	5.65	6.21	5.90	6.07	5.91	5.89	6.11	6.09	6.12	5.91	5.92	5.99	
		Stride duration (s)	0.461	0.462	0.467	0.469	0.474	0.472	0.463	0.437	0.428	0.426	0.459	0.454	
		Stride efficiency (%)	49.83	60.26	54.38	57.57	54.67	54.29	58.41	57.90	58.61	54.50	54.81	56.08	
		Stride count	35.42	32.21	33.90	32.95	33.81	33.93	32.71	32.86	32.66	33.86	33.77	434.03	



Note: Horizontal distance axis grid lines are 200m furlongs.

Disclaimer.

HRNZ and NZMTC and Thoroughbred Ratings Pty Ltd accepts no responsibility for the completeness or accuracy of any of the information contained herein, and makes no representations about its suitability for any particular purpose. Users should make their own judgements about those matters and/or seek independent advice. You assume all risks associated with use of the data provided on this page.

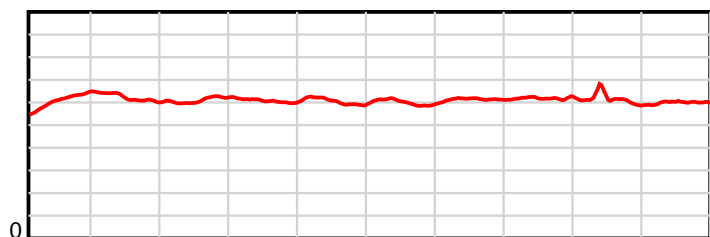


Race Results

July 25, 2025, Race 8, GOLD BAND TAXIS MOBILE PACE, Distance 1980m, Addington - Survey 1980m

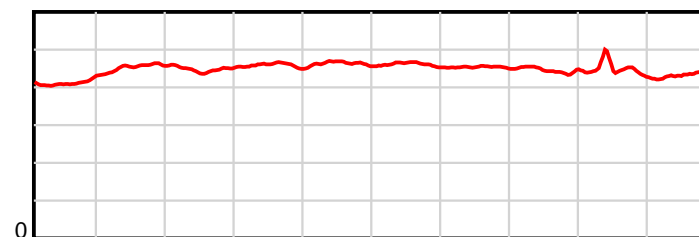
Result	TAB no.	Horse (Barrier)	1980 to	1800m to	1600m to	1400m to	1200m to	1000m to	800m to	600m to	400m to	200m to	Total or	Margin
1st	10	Here Comes Mar... (11)	1800m	1600m	1400m	1200m	1000m	800m	600m	400m	200m	WP	Average	
		Position in running (margin)	-	5(2.4)	2(1.5)	2(2.1)	3(2.4)	3(2.2)	3(2.3)	3(2.3)	3(1.4)	3(1.4)		0.00
		Sectional time (s)	12.63	14.70	14.73	15.15	15.28	15.39	14.73	14.47	14.64	14.54		
		Cumulative time (s)	146.26	133.63	118.93	104.20	89.05	73.77	58.38	43.65	29.18	14.54	2:26.26	
		Speed (m/s)	14.25	13.61	13.58	13.20	13.09	13.00	13.58	13.82	13.66	13.76	13.54	
		Stride length (m)	6.10	6.18	6.08	6.05	6.06	5.98	6.15	6.16	6.07	5.97	6.08	
		Stride duration (s)	0.413	0.454	0.448	0.458	0.463	0.460	0.453	0.445	0.444	0.434	0.449	
		Stride efficiency (%)	58.19	59.59	57.74	57.19	57.43	55.92	59.17	59.27	57.54	55.63	57.74	
		Stride count	29.50	32.39	32.90	33.06	32.99	33.43	32.50	32.48	32.96	33.52	325.73	

10 m Stride length



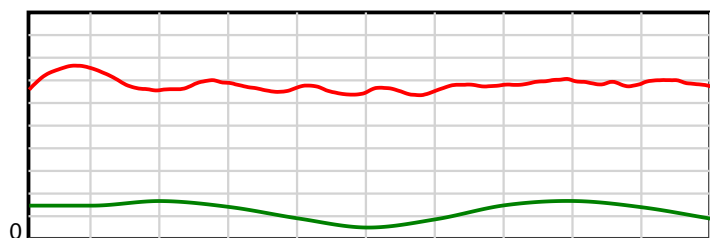
1980 m Finish

0.6 s Stride duration



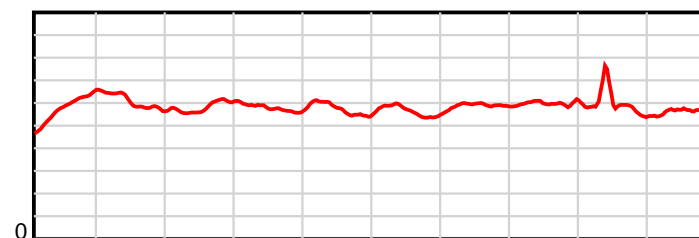
1980 m Finish

20 m/sec Speed



1980 m Finish

100 % Stride efficiency



1980 m Finish

Note: Horizontal distance axis grid lines are 200m furlongs.

Disclaimer.

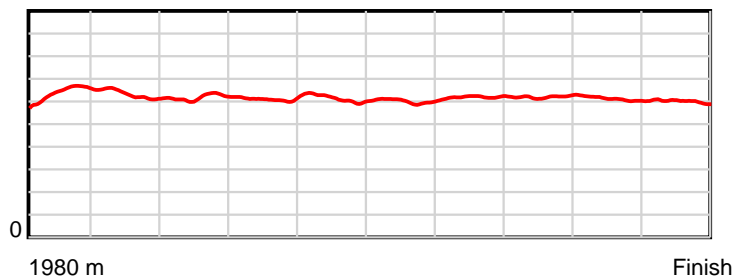
HRNZ and NZMTC and Thoroughbred Ratings Pty Ltd accepts no responsibility for the completeness or accuracy of any of the information contained herein, and makes no representations about its suitability for any particular purpose. Users should make their own judgements about those matters and/or seek independent advice. You assume all risks associated with use of the data provided on this page.

Race Results

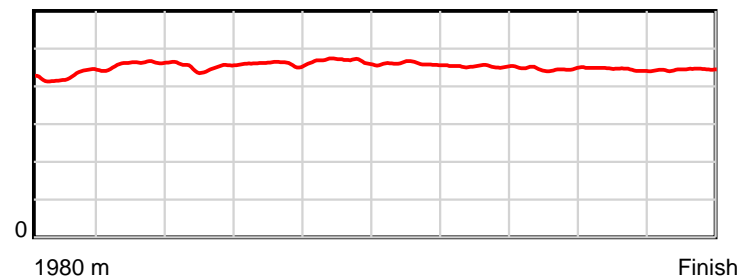
July 25, 2025, Race 8, GOLD BAND TAXIS MOBILE PACE, Distance 1980m, Addington - Survey 1980m

Result	TAB no.	Horse (Barrier)	1980 to	1800m to	1600m to	1400m to	1200m to	1000m to	800m to	600m to	400m to	200m to	Total or	Margin
2nd	1	Captain Lawles... (2)	1800m	1600m	1400m	1200m	1000m	800m	600m	400m	200m	WP	Average	
		Position in running (margin)	-	1(0.0)	1(0.0)	1(0.0)	1(0.0)	1(0.0)	1(0.0)	1(0.0)	1(0.0)	1(0.0)		0.10
		Sectional time (s)	12.30	14.85	14.62	15.10	15.31	15.38	14.73	14.61	14.65	14.74		
		Cumulative time (s)	146.29	133.99	119.14	104.52	89.42	74.11	58.73	44.00	29.39	14.74	2:26.29	
		Speed (m/s)	14.63	13.47	13.68	13.25	13.06	13.00	13.58	13.69	13.65	13.57	13.53	
		Stride length (m)	6.30	6.19	6.18	6.09	6.11	5.98	6.15	6.11	6.08	6.03	6.12	
		Stride duration (s)	0.428	0.460	0.452	0.460	0.467	0.460	0.453	0.446	0.445	0.445	0.452	
		Stride efficiency (%)	62.11	59.85	59.65	57.95	58.27	55.97	59.01	58.34	57.75	56.86	58.51	
		Stride count	28.55	32.32	32.37	32.84	32.75	33.42	32.55	32.73	32.90	33.16	323.59	

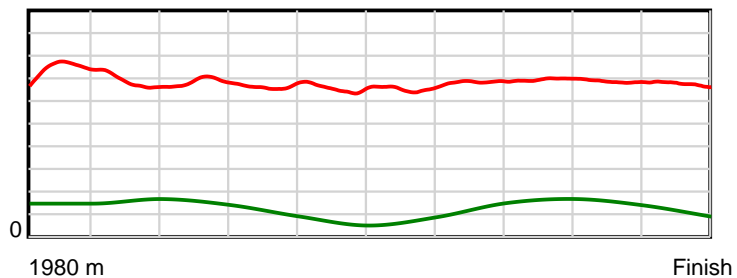
10 m Stride length



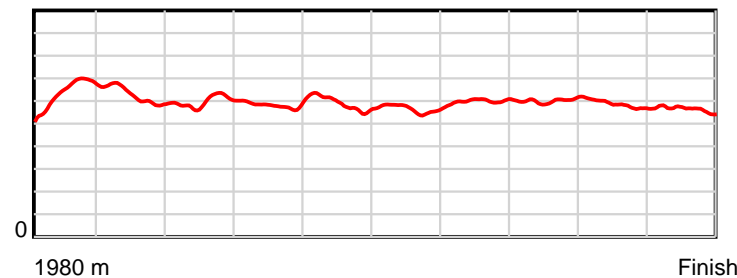
0.6 s Stride duration



20 m/sec Speed



100 % Stride efficiency



Note: Horizontal distance axis grid lines are 200m furlongs.

Disclaimer.

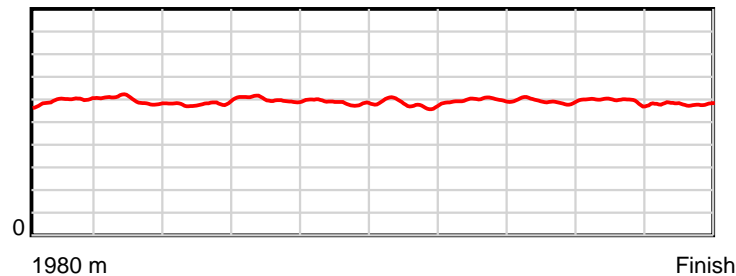
HRNZ and NZMTC and Thoroughbred Ratings Pty Ltd accepts no responsibility for the completeness or accuracy of any of the information contained herein, and makes no representations about its suitability for any particular purpose. Users should make their own judgements about those matters and/or seek independent advice. You assume all risks associated with use of the data provided on this page.

Race Results

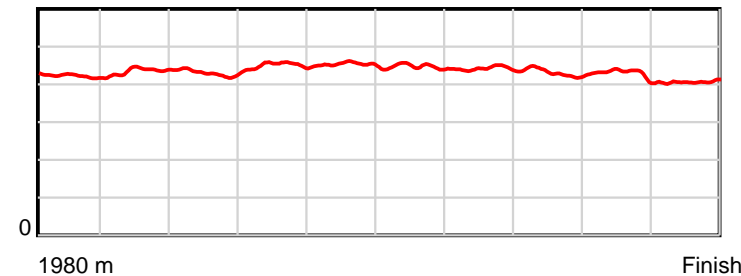
July 25, 2025, Race 8, GOLD BAND TAXIS MOBILE PACE, Distance 1980m, Addington - Survey 1980m

Result	TAB no.	Horse (Barrier)	1980 to	1800m to	1600m to	1400m to	1200m to	1000m to	800m to	600m to	400m to	200m to	Total or	Margin
3rd	12	Daisy Diana (1)	1800m	1600m	1400m	1200m	1000m	800m	600m	400m	200m	WP	Average	
		Position in running (margin)	-	10(7.1)	7(6.3)	7(7.1)	7(6.1)	7(5.6)	6(5.5)	7(5.6)	6(4.5)			0.20
		Sectional time (s)	13.53	14.72	14.76	14.93	15.31	15.31	14.71	14.63	14.46	13.94		
		Cumulative time (s)	146.30	132.77	118.05	103.29	88.36	73.05	57.74	43.03	28.40	13.94	2:26.30	
		Speed (m/s)	13.30	13.59	13.55	13.40	13.06	13.06	13.60	13.67	13.83	14.35	13.53	
		Stride length (m)	5.91	5.91	5.83	6.04	5.92	5.84	6.00	5.89	5.93	5.83	5.91	
		Stride duration (s)	0.422	0.435	0.430	0.451	0.453	0.447	0.442	0.431	0.429	0.407	0.437	
		Stride efficiency (%)	54.60	54.67	53.15	56.93	54.74	53.25	56.33	54.26	54.94	53.18	54.59	
		Stride count	30.45	33.81	34.29	33.14	33.79	34.26	33.31	33.94	33.73	34.28	335.00	

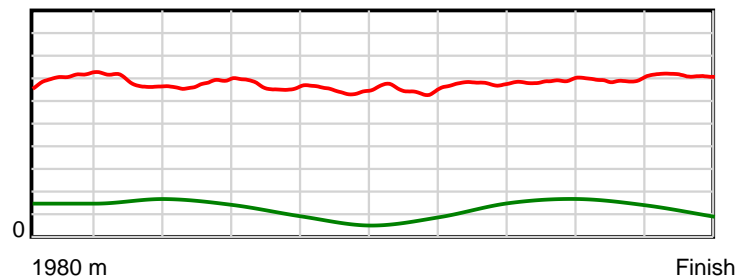
10 m Stride length



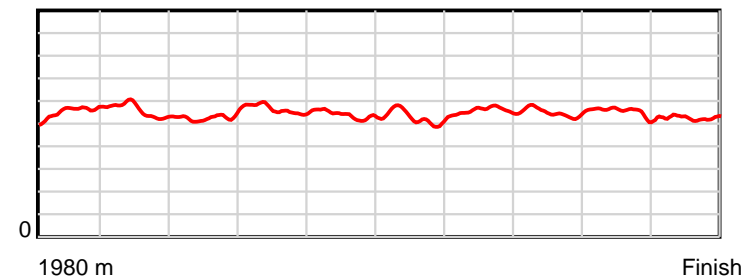
0.6 s Stride duration



20 m/sec Speed



100 % Stride efficiency



Note: Horizontal distance axis grid lines are 200m furlongs.

Disclaimer.

HRNZ and NZMTC and Thoroughbred Ratings Pty Ltd accepts no responsibility for the completeness or accuracy of any of the information contained herein, and makes no representations about its suitability for any particular purpose. Users should make their own judgements about those matters and/or seek independent advice. You assume all risks associated with use of the data provided on this page.

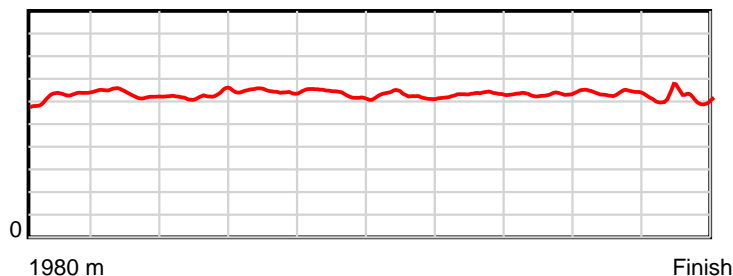


Race Results

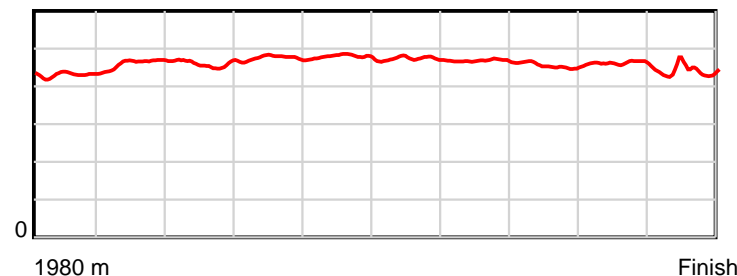
July 25, 2025, Race 8, GOLD BAND TAXIS MOBILE PACE, Distance 1980m, Addington - Survey 1980m

Result	TAB no.	Horse (Barrier)	1980 to	1800m to	1600m to	1400m to	1200m to	1000m to	800m to	600m to	400m to	200m to	Total or	Margin
4th	11	Longview Tui (12)	1800m	1600m	1400m	1200m	1000m	800m	600m	400m	200m	WP	Average	
		Position in running (margin)	-	8(3.8)	6(4.2)	5(4.8)	5(4.2)	5(4.1)	5(4.1)	5(3.8)	5(3.8)	4(3.6)		0.40
		Sectional time (s)	13.02	14.93	14.72	14.99	15.31	15.37	14.69	14.60	14.62	14.08		
		Cumulative time (s)	146.33	133.31	118.38	103.66	88.67	73.36	57.99	43.30	28.70	14.08	2:26.33	
		Speed (m/s)	13.82	13.40	13.59	13.34	13.06	13.01	13.61	13.70	13.68	14.20	13.53	
		Stride length (m)	6.19	6.19	6.25	6.34	6.26	6.16	6.37	6.22	6.31	6.23	6.25	
		Stride duration (s)	0.431	0.462	0.460	0.475	0.479	0.474	0.467	0.454	0.461	0.439	0.462	
		Stride efficiency (%)	59.91	59.89	61.09	62.76	61.17	59.29	63.31	60.55	62.17	60.71	61.07	
		Stride count	29.07	32.31	31.99	31.56	31.97	32.47	31.42	32.13	31.71	32.09	316.72	

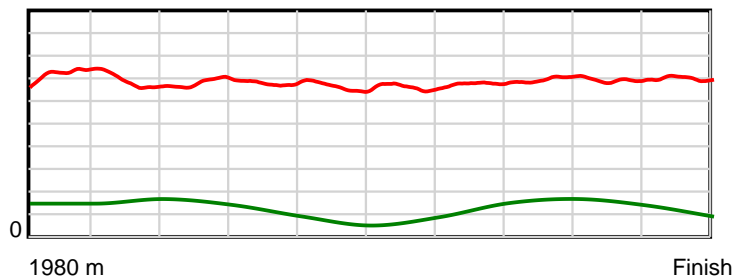
10 m Stride length



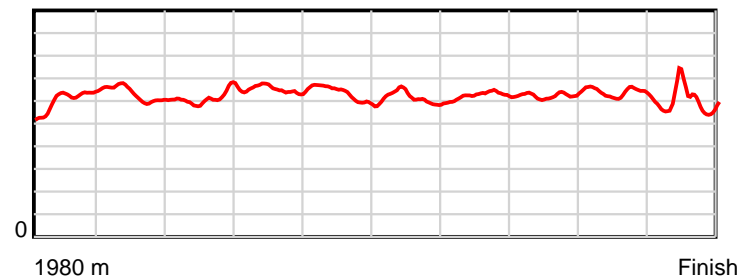
0.6 s Stride duration



20 m/sec Speed



100 % Stride efficiency



Note: Horizontal distance axis grid lines are 200m furlongs.

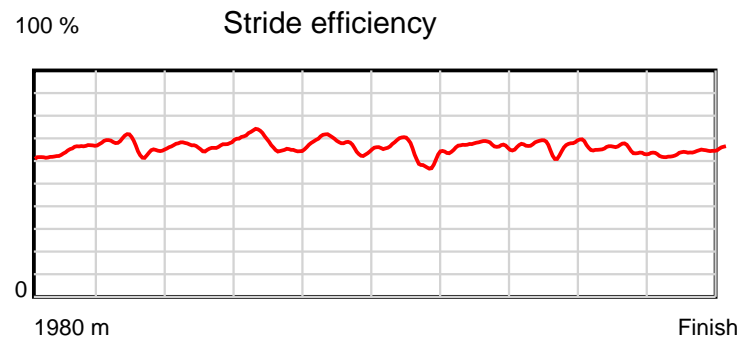
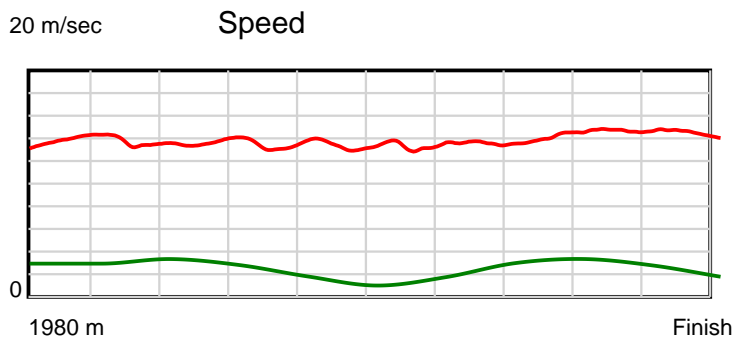
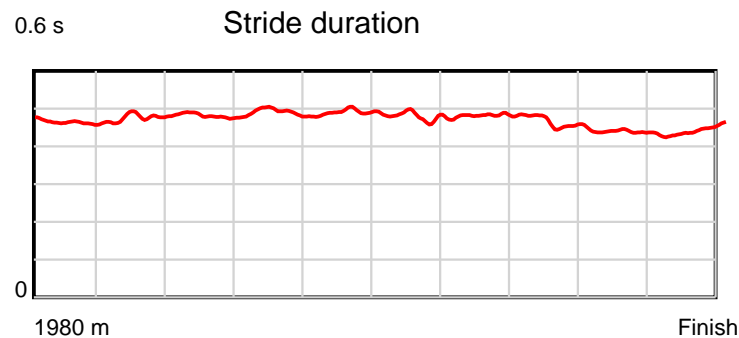
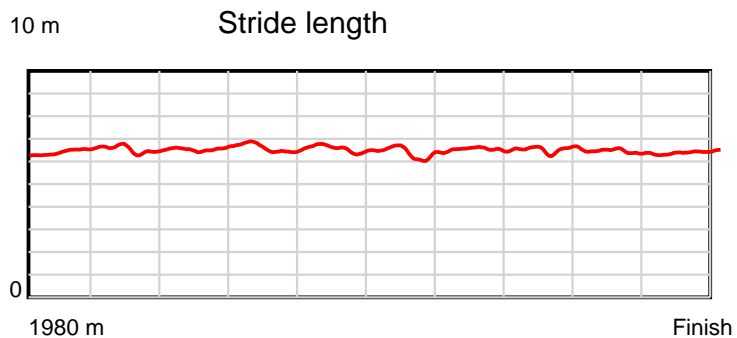
Disclaimer.

HRNZ and NZMTC and Thoroughbred Ratings Pty Ltd accepts no responsibility for the completeness or accuracy of any of the information contained herein, and makes no representations about its suitability for any particular purpose. Users should make their own judgements about those matters and/or seek independent advice. You assume all risks associated with use of the data provided on this page.

Race Results

July 25, 2025, Race 8, GOLD BAND TAXIS MOBILE PACE, Distance 1980m, Addington - Survey 1980m

Result	TAB no.	Horse (Barrier)	1980 to	1800m to	1600m to	1400m to	1200m to	1000m to	800m to	600m to	400m to	200m to	Total or	Margin
5th	13	Smoking Ashes (0)	1800m	1600m	1400m	1200m	1000m	800m	600m	400m	200m	WP	Average	
		Position in running (margin)	-	11(7.8)	9(8.4)	9(10.2)	10(9.7)	10(9.7)	10(9.2)	10(9.5)	10(9.0)	7(5.8)		0.60
		Sectional time (s)	13.46	14.95	14.92	15.01	15.31	15.29	14.78	14.52	14.11	14.02		
		Cumulative time (s)	146.37	132.91	117.96	103.04	88.03	72.72	57.43	42.65	28.13	14.02	2:26.37	
		Speed (m/s)	13.37	13.38	13.40	13.32	13.06	13.08	13.53	13.77	14.17	14.27	13.53	
		Stride length (m)	6.36	6.37	6.46	6.54	6.41	6.26	6.53	6.37	6.21	6.33	6.38	
		Stride duration (s)	0.463	0.476	0.482	0.491	0.491	0.478	0.482	0.463	0.438	0.444	0.472	
		Stride efficiency (%)	63.25	63.31	65.15	66.83	64.16	61.19	66.61	63.46	60.22	62.61	63.64	
		Stride count	28.29	31.42	30.97	30.58	31.21	31.96	30.63	31.38	32.22	31.60	310.26	



Note: Horizontal distance axis grid lines are 200m furlongs.

Disclaimer.

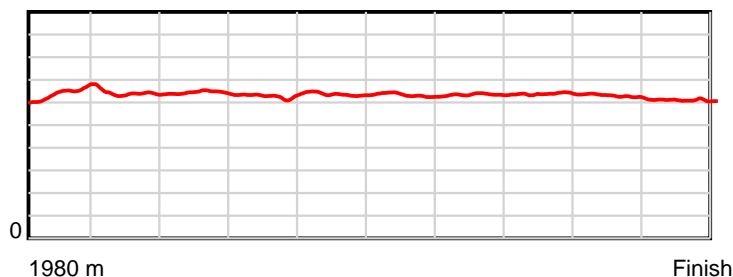
HRNZ and NZMTC and Thoroughbred Ratings Pty Ltd accepts no responsibility for the completeness or accuracy of any of the information contained herein, and makes no representations about its suitability for any particular purpose. Users should make their own judgements about those matters and/or seek independent advice. You assume all risks associated with use of the data provided on this page.

Race Results

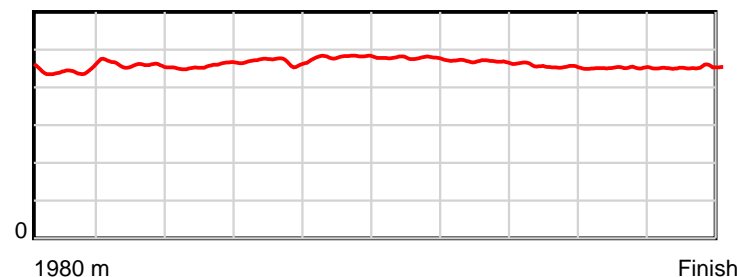
July 25, 2025, Race 8, GOLD BAND TAXIS MOBILE PACE, Distance 1980m, Addington - Survey 1980m

Result	TAB no.	Horse (Barrier)	1980 to	1800m to	1600m to	1400m to	1200m to	1000m to	800m to	600m to	400m to	200m to	Total or	Margin
6th	4	Kowhai Star (5)	1800m	1600m	1400m	1200m	1000m	800m	600m	400m	200m	WP	Average	
		Position in running (margin)	-	4(2.3)	4(2.6)	3(2.4)	2(1.1)	2(1.6)	2(1.6)	2(1.6)	2(1.2)	2(1.0)		1.60
		Sectional time (s)	12.50	14.90	14.59	14.89	15.39	15.39	14.73	14.54	14.62	15.01		
		Cumulative time (s)	146.56	134.06	119.16	104.57	89.68	74.29	58.90	44.17	29.63	15.01	2:26.56	
		Speed (m/s)	14.40	13.42	13.71	13.43	13.00	13.00	13.58	13.76	13.68	13.32	13.51	
		Stride length (m)	6.36	6.17	6.27	6.30	6.25	6.20	6.36	6.26	6.17	6.04	6.24	
		Stride duration (s)	0.444	0.460	0.457	0.469	0.481	0.477	0.468	0.455	0.451	0.453	0.462	
		Stride efficiency (%)	63.29	59.48	61.37	62.06	61.09	60.11	63.24	61.18	59.56	56.97	60.77	
		Stride count	28.28	32.42	31.91	31.74	31.99	32.25	31.44	31.96	32.40	33.12	317.51	

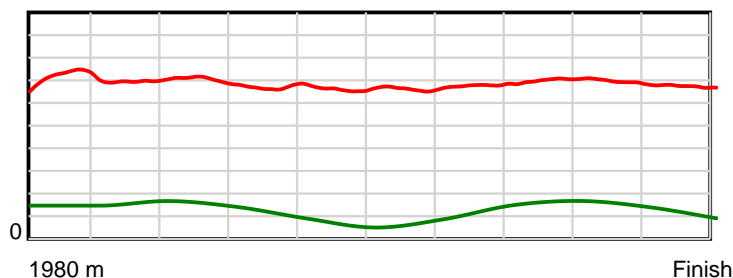
10 m Stride length



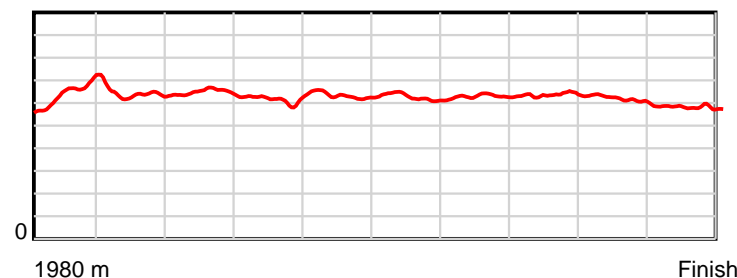
0.6 s Stride duration



20 m/sec Speed



100 % Stride efficiency



Note: Horizontal distance axis grid lines are 200m furlongs.

Disclaimer.

HRNZ and NZMTC and Thoroughbred Ratings Pty Ltd accepts no responsibility for the completeness or accuracy of any of the information contained herein, and makes no representations about its suitability for any particular purpose. Users should make their own judgements about those matters and/or seek independent advice. You assume all risks associated with use of the data provided on this page.

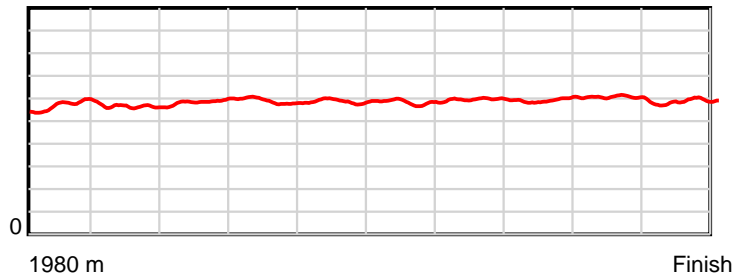


Race Results

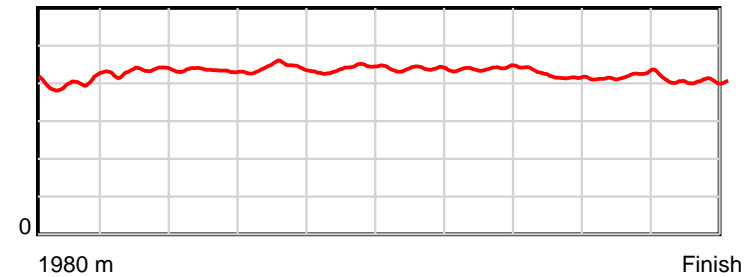
July 25, 2025, Race 8, GOLD BAND TAXIS MOBILE PACE, Distance 1980m, Addington - Survey 1980m

Result	TAB no.	Horse (Barrier)	1980 to	1800m to	1600m to	1400m to	1200m to	1000m to	800m to	600m to	400m to	200m to	Total or	Margin
7th	5	Better Be Quic... (6)	1800m	1600m	1400m	1200m	1000m	800m	600m	400m	200m	WP	Average	
		Position in running (margin)	-	7(3.7)	10(9.4)	11(12.2)	11(11.9)	11(11.7)	11(11.0)	11(11.6)	11(10.0)	11(7.7)		1.70
		Sectional time (s)	12.75	15.80	15.09	15.06	15.28	15.26	14.83	14.34	14.27	13.90		
		Cumulative time (s)	146.58	133.83	118.03	102.94	87.88	72.60	57.34	42.51	28.17	13.90	2:26.58	
		Speed (m/s)	14.12	12.66	13.25	13.28	13.09	13.11	13.49	13.95	14.02	14.39	13.51	
		Stride length (m)	5.67	5.48	5.75	5.87	5.75	5.74	5.93	5.87	5.89	5.82	5.78	
		Stride duration (s)	0.401	0.433	0.434	0.442	0.440	0.438	0.440	0.421	0.420	0.405	0.428	
		Stride efficiency (%)	50.16	46.99	51.74	53.89	51.73	51.46	55.03	53.79	54.14	53.01	52.14	
		Stride count	31.77	36.47	34.76	34.06	34.76	34.85	33.70	34.09	33.98	34.34	342.78	

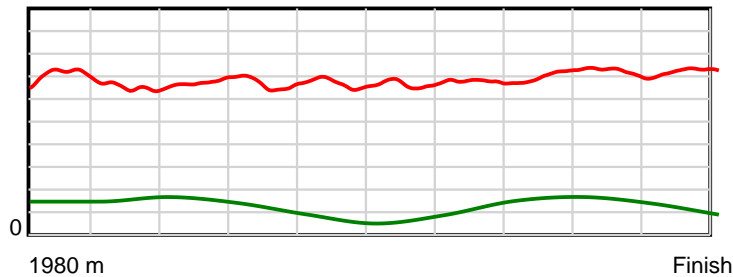
10 m Stride length



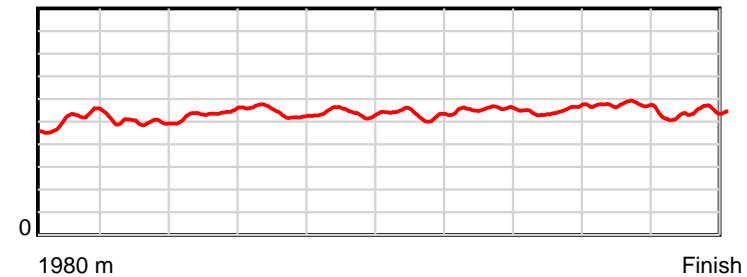
0.6 s Stride duration



20 m/sec Speed



100 % Stride efficiency



Note: Horizontal distance axis grid lines are 200m furlongs.

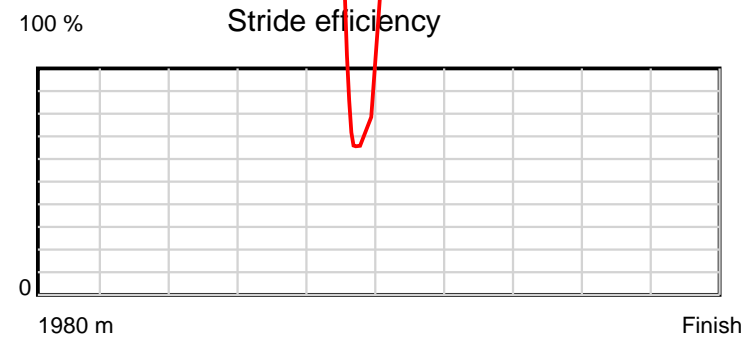
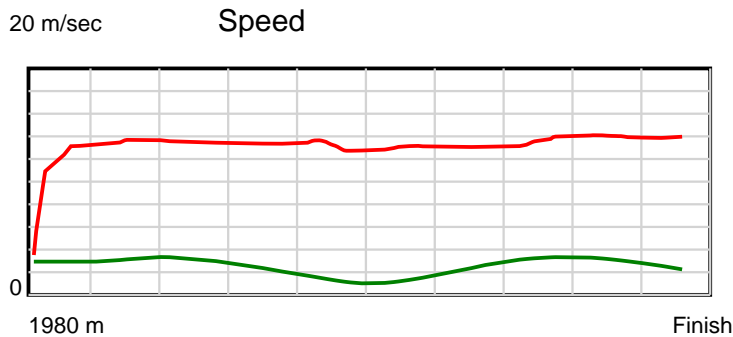
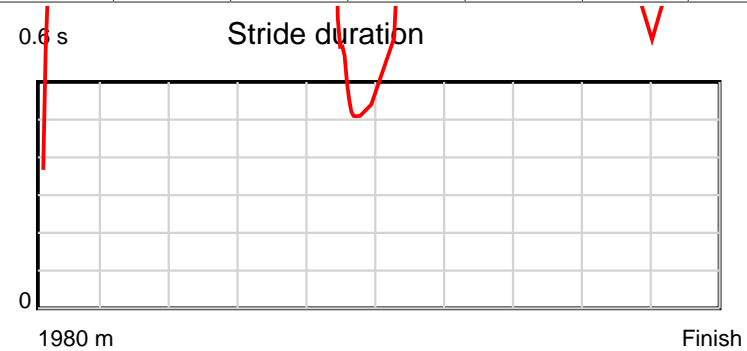
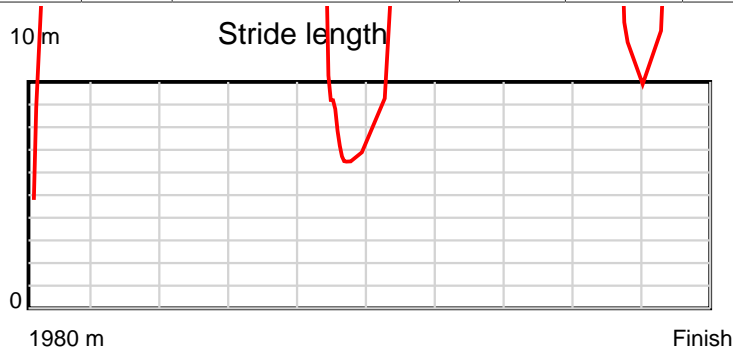
Disclaimer.

HRNZ and NZMTC and Thoroughbred Ratings Pty Ltd accepts no responsibility for the completeness or accuracy of any of the information contained herein, and makes no representations about its suitability for any particular purpose. Users should make their own judgements about those matters and/or seek independent advice. You assume all risks associated with use of the data provided on this page.

Race Results

July 25, 2025, Race 8, GOLD BAND TAXIS MOBILE PACE, Distance 1980m, Addington - Survey 1980m

Result	TAB no.	Horse (Barrier)	1980 to	1800m to	1600m to	1400m to	1200m to	1000m to	800m to	600m to	400m to	200m to	Total or	Margin
8th	8	Huxton (9)	1800m	1600m	1400m	1200m	1000m	800m	600m	400m	200m	WP	Average	
		Position in running (margin)	-	12(8.8)	11(10.3)	10(11.5)	9(8.9)	9(8.6)	9(8.1)	9(8.3)	8(7.7)	9(6.0)		2.00
		Sectional time (s)	13.79	15.09	14.83	14.67	15.26	15.29	14.76	14.51	14.36	14.06		
		Cumulative time (s)	146.62	132.83	117.74	102.91	88.24	72.98	57.69	42.93	28.42	14.06	2:26.62	
		Speed (m/s)	13.05	13.25	13.49	13.63	13.11	13.08	13.55	13.78	13.93	14.22	13.50	
		Stride length (m)	10.76	11.39	35.86	101.52	9.76	21.62	22.25	10.62	9.38	29.31	15.52	
		Stride duration (s)	0.813	0.860	2.659	7.445	0.745	1.654	1.642	0.770	0.673	2.061	1.150	
		Stride efficiency (%)	180.89	202.88	2009.88	16104.69	148.81	730.73	773.47	176.16	137.37	1342.46	376.56	
		Stride count	16.73	17.55	5.58	1.97	20.49	9.25	8.99	18.84	21.33	6.82	127.55	



Note: Horizontal distance axis grid lines are 200m furlongs.

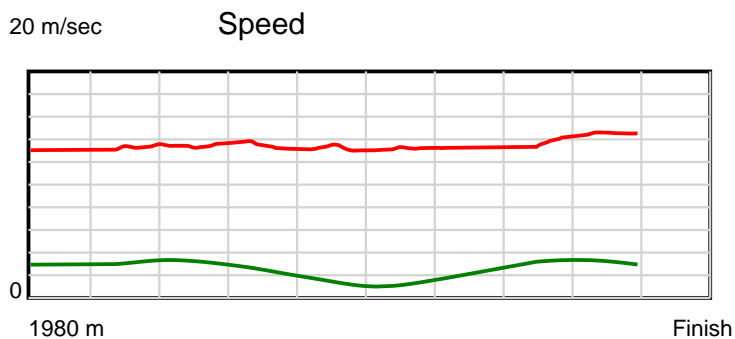
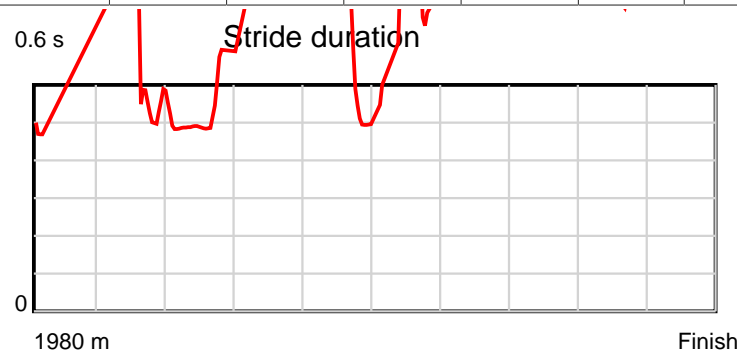
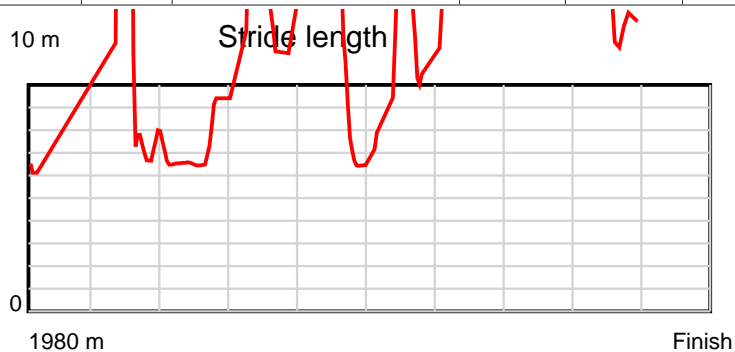
Disclaimer.

HRNZ and NZMTC and Thoroughbred Ratings Pty Ltd accepts no responsibility for the completeness or accuracy of any of the information contained herein, and makes no representations about its suitability for any particular purpose. Users should make their own judgements about those matters and/or seek independent advice. You assume all risks associated with use of the data provided on this page.

Race Results

July 25, 2025, Race 8, GOLD BAND TAXIS MOBILE PACE, Distance 1980m, Addington - Survey 1980m

Result	TAB no.	Horse (Barrier)	1980 to	1800m to	1600m to	1400m to	1200m to	1000m to	800m to	600m to	400m to	200m to	Total or	Margin
9th	7	Tidy Kiwi (8)	1800m	1600m	1400m	1200m	1000m	800m	600m	400m	200m	WP	Average	
		Position in running (margin)	-	9(5.5)	8(7.4)	8(9.2)	8(8.1)	8(8.2)	8(7.7)	8(7.4)	9(8.1)	10(6.1)		6.60
		Sectional time (s)	13.11	15.17	14.93	14.91	15.32	15.31	14.67	14.73	14.31	15.00		
		Cumulative time (s)	147.46	134.35	119.18	104.25	89.34	74.02	58.71	44.04	29.31	15.00	2:27.46	
		Speed (m/s)	13.73	13.18	13.40	13.41	13.05	13.06	13.63	13.58	13.98	13.33	13.43	
		Stride length (m)	6.53	6.76	7.00	10.63	8.85	7.95	6.71	7.91	13.45	24.75	8.60	
		Stride duration (s)	0.474	0.512	0.522	0.793	0.678	0.609	0.492	0.583	0.963	1.856	0.640	
		Stride efficiency (%)	66.67	71.35	76.58	176.54	122.45	98.75	70.43	97.77	282.76	956.91	115.49	
		Stride count	27.56	29.60	28.57	18.82	22.59	25.16	29.79	25.28	14.87	8.08	230.32	



Note: Horizontal distance axis grid lines are 200m furlongs.

Disclaimer.

HRNZ and NZMTC and Thoroughbred Ratings Pty Ltd accepts no responsibility for the completeness or accuracy of any of the information contained herein, and makes no representations about its suitability for any particular purpose. Users should make their own judgements about those matters and/or seek independent advice. You assume all risks associated with use of the data provided on this page.

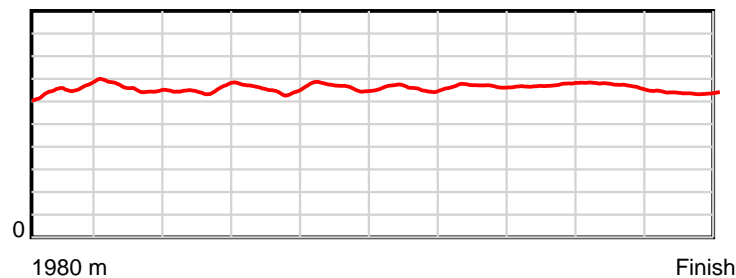


Race Results

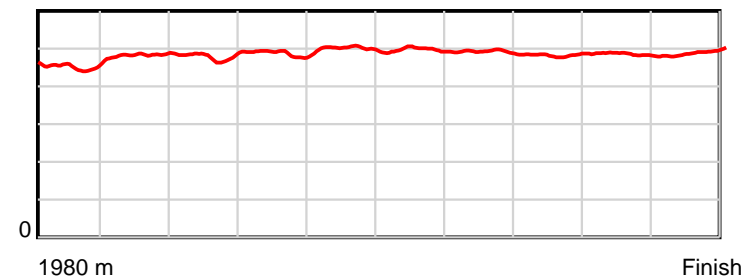
July 25, 2025, Race 8, GOLD BAND TAXIS MOBILE PACE, Distance 1980m, Addington - Survey 1980m

Result	TAB no.	Horse (Barrier)	1980 to	1800m to	1600m to	1400m to	1200m to	1000m to	800m to	600m to	400m to	200m to	Total or	Margin
10th	2	Katys Shadow (3)	1800m	1600m	1400m	1200m	1000m	800m	600m	400m	200m	WP	Average	
		Position in running (margin)	-	2(1.7)	3(2.0)	4(4.2)	4(3.1)	4(3.9)	4(3.5)	4(3.4)	4(3.2)	5(3.7)		7.10
		Sectional time (s)	12.40	14.90	14.99	14.91	15.44	15.33	14.71	14.57	14.74	15.56		
		Cumulative time (s)	147.55	135.15	120.25	105.26	90.35	74.91	59.58	44.87	30.30	15.56	2:27.55	
		Speed (m/s)	14.51	13.42	13.34	13.41	12.95	13.05	13.60	13.73	13.57	12.85	13.42	
		Stride length (m)	6.50	6.48	6.40	6.53	6.49	6.48	6.68	6.63	6.58	6.30	6.51	
		Stride duration (s)	0.452	0.483	0.480	0.487	0.501	0.497	0.492	0.483	0.485	0.490	0.485	
		Stride efficiency (%)	66.10	65.70	63.96	66.62	65.84	65.59	69.82	68.66	67.65	62.06	66.15	
		Stride count	27.68	30.84	31.26	30.63	30.81	30.87	29.92	30.17	30.40	31.74	304.32	

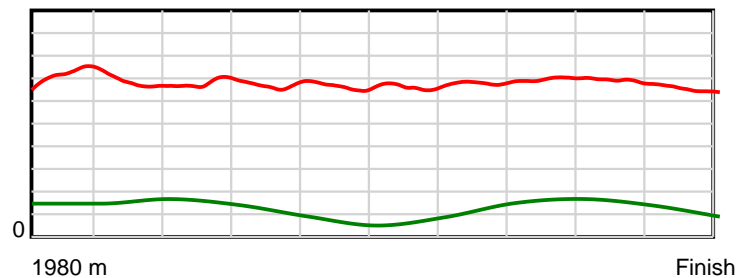
10 m Stride length



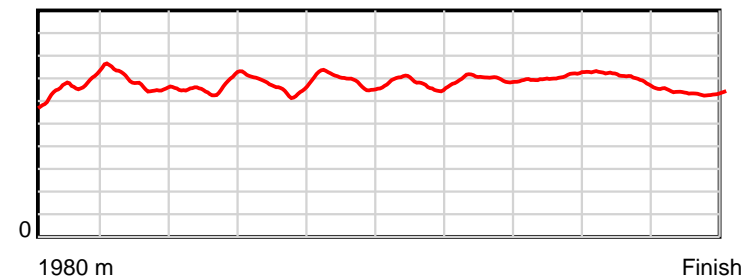
0.6 s Stride duration



20 m/sec Speed



100 % Stride efficiency



Note: Horizontal distance axis grid lines are 200m furlongs.

Disclaimer.

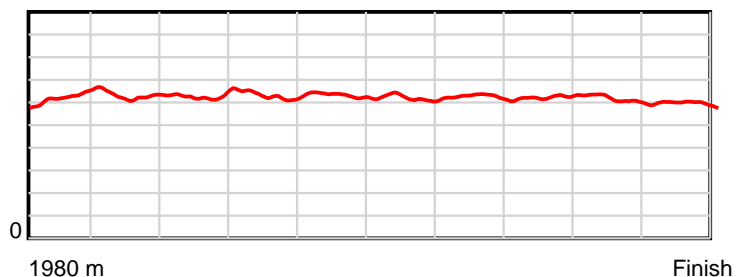
HRNZ and NZMTC and Thoroughbred Ratings Pty Ltd accepts no responsibility for the completeness or accuracy of any of the information contained herein, and makes no representations about its suitability for any particular purpose. Users should make their own judgements about those matters and/or seek independent advice. You assume all risks associated with use of the data provided on this page.

Race Results

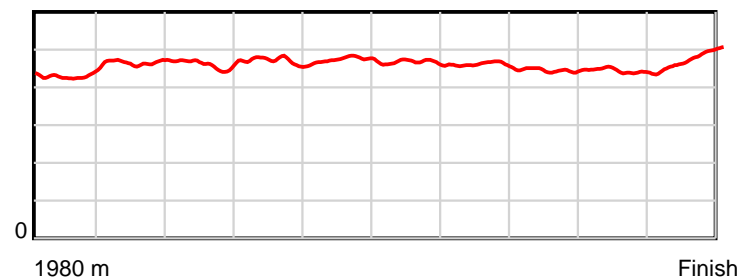
July 25, 2025, Race 8, GOLD BAND TAXIS MOBILE PACE, Distance 1980m, Addington - Survey 1980m

Result	TAB no.	Horse (Barrier)	1980 to	1800m to	1600m to	1400m to	1200m to	1000m to	800m to	600m to	400m to	200m to	Total or	Margin
11th	3	Kairaki Vegas (4)	1800m	1600m	1400m	1200m	1000m	800m	600m	400m	200m	WP	Average	
		Position in running (margin)	-	3(2.2)	5(4.1)	6(6.0)	6(5.5)	6(5.7)	6(5.3)	7(5.7)	6(5.1)	8(6.0)		13.60
		Sectional time (s)	12.78	15.16	14.95	15.01	15.35	15.31	14.80	14.49	14.79	16.08		
		Cumulative time (s)	148.72	135.94	120.78	105.83	90.82	75.47	60.16	45.36	30.87	16.08	2:28.72	
		Speed (m/s)	14.08	13.19	13.38	13.32	13.03	13.06	13.51	13.80	13.52	12.44	13.31	
		Stride length (m)	6.14	6.15	6.18	6.26	6.17	6.09	6.21	6.15	5.98	5.97	6.13	
		Stride duration (s)	0.430	0.466	0.462	0.470	0.474	0.466	0.459	0.446	0.442	0.480	0.460	
		Stride efficiency (%)	58.90	59.16	59.60	61.16	59.51	57.94	60.24	59.05	55.92	55.61	58.67	
		Stride count	29.32	32.51	32.38	31.97	32.41	32.84	32.21	32.53	33.43	33.53	323.13	

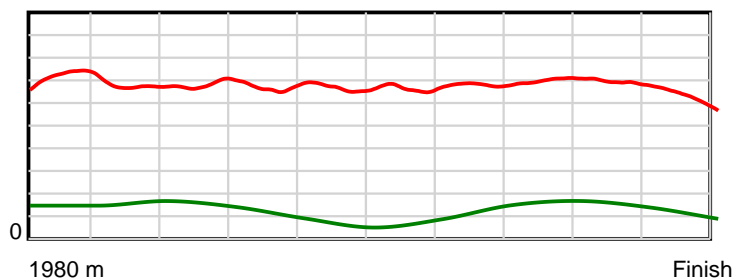
10 m Stride length



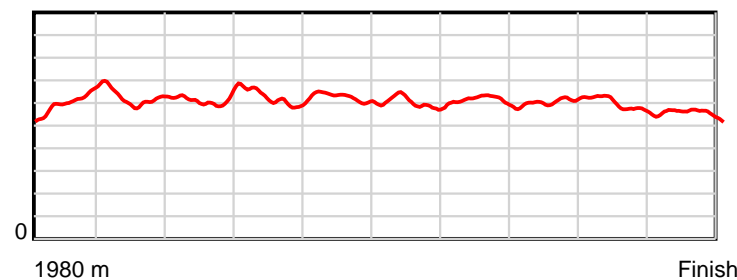
0.6 s Stride duration



20 m/sec Speed



100 % Stride efficiency



Note: Horizontal distance axis grid lines are 200m furlongs.

Disclaimer.

HRNZ and NZMTC and Thoroughbred Ratings Pty Ltd accepts no responsibility for the completeness or accuracy of any of the information contained herein, and makes no representations about its suitability for any particular purpose. Users should make their own judgements about those matters and/or seek independent advice. You assume all risks associated with use of the data provided on this page.

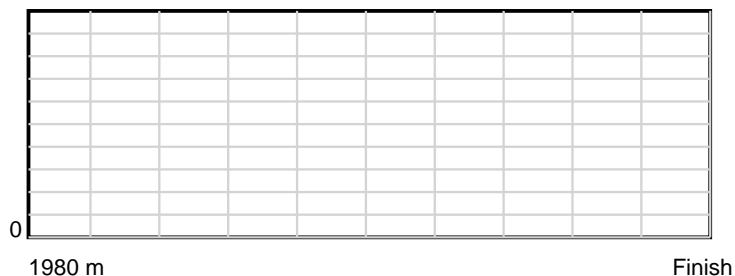


Race Results

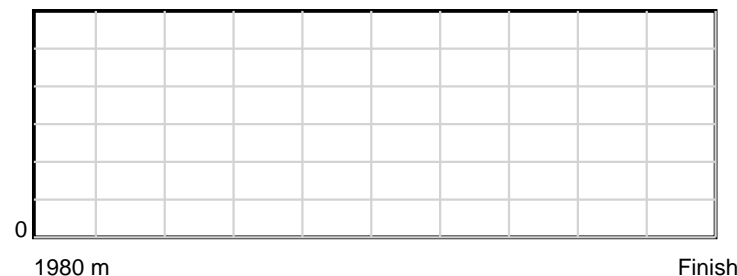
July 25, 2025, Race 8, GOLD BAND TAXIS MOBILE PACE, Distance 1980m, Addington - Survey 1980m

Result	TAB no.	Horse (Barrier)	1980 to	1800m to	1600m to	1400m to	1200m to	1000m to	800m to	600m to	400m to	200m to	Total or	Margin
12th	6	B My Lover (7)	1800m	1600m	1400m	1200m	1000m	800m	600m	400m	200m	WP	Average	
		Position in running (margin)	-	6(3.4)	12(11.9)	12(15.0)	12(13.9)	12(13.4)	12(13.3)	12(19.9)	12(34.3)	12(78.4)		125.00
		Sectional time (s)	12.72	16.28	15.14	14.91	15.23	15.37	15.82	17.00	21.99	24.30		
		Cumulative time (s)	168.76	156.04	139.76	124.62	109.71	94.48	79.11	63.29	46.29	24.30	2:48.76	
		Speed (m/s)	14.15	12.29	13.21	13.41	13.13	13.01	12.64	11.76	9.10	8.23	11.73	
		Stride length (m)	0.00	0.00	0.00	0.00	0.00	0.00	0.00	0.00	0.00	0.00	nan	
		Stride duration (s)	0.000	0.000	0.000	0.000	0.000	0.000	0.000	0.000	0.000	0.000	nan	
		Stride efficiency (%)	0.00	0.00	0.00	0.00	0.00	0.00	0.00	0.00	0.00	0.00	nan	
		Stride count	0.00	0.00	0.00	0.00	0.00	0.00	0.00	0.00	0.00	0.00	0.00	

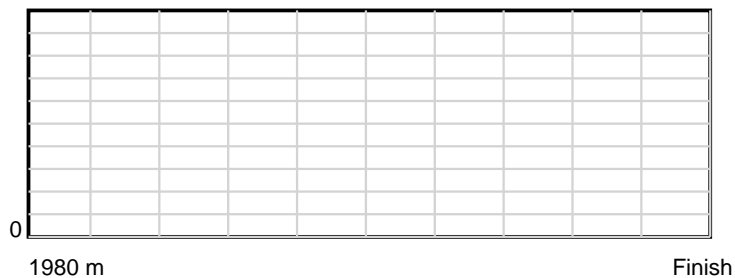
10 m Stride length



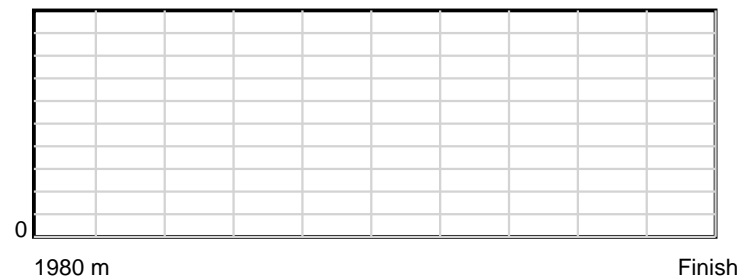
0.6 s Stride duration



20 m/sec Speed



100 % Stride efficiency



Note: Horizontal distance axis grid lines are 200m furlongs.

Disclaimer.

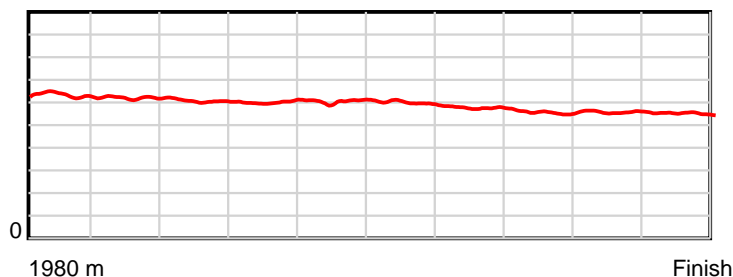
HRNZ and NZMTC and Thoroughbred Ratings Pty Ltd accepts no responsibility for the completeness or accuracy of any of the information contained herein, and makes no representations about its suitability for any particular purpose. Users should make their own judgements about those matters and/or seek independent advice. You assume all risks associated with use of the data provided on this page.

Race Results

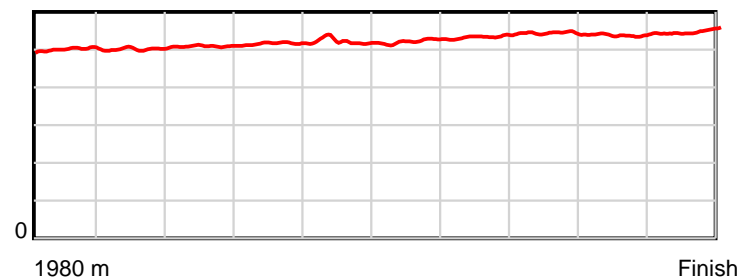
July 25, 2025, Race 8, GOLD BAND TAXIS MOBILE PACE, Distance 1980m, Addington - Survey 1980m

Result	TAB no.	Horse (Barrier)	1980 to	1800m to	1600m to	1400m to	1200m to	1000m to	800m to	600m to	400m to	200m to	Total or	Margin
13th	9	Didjamakeanimp... (10)	1800m	1600m	1400m	1200m	1000m	800m	600m	400m	200m	WP	Average	
		Position in running (margin)	-	13(46.4)	13(55.9)	13(70.0)	13(82.9)	13(96.7)	13(111.6)	13(135.6)	13(167.1)	13(196.9)		211.10
		Sectional time (s)	20.08	16.43	16.98	17.25	17.61	17.86	18.72	19.86	19.61	19.86		
		Cumulative time (s)	184.26	164.18	147.75	130.77	113.52	95.91	78.05	59.33	39.47	19.86	3:04.26	
		Speed (m/s)	8.96	12.17	11.78	11.59	11.36	11.20	10.68	10.07	10.20	10.07	10.75	
		Stride length (m)	6.26	6.10	5.99	5.99	5.93	5.85	5.71	5.48	5.49	5.52	5.82	
		Stride duration (s)	0.501	0.501	0.509	0.516	0.522	0.522	0.534	0.544	0.539	0.548	0.541	
		Stride efficiency (%)	61.14	58.18	56.07	56.00	54.99	53.42	50.93	46.88	47.17	47.59	52.85	
		Stride count	28.78	32.78	33.39	33.41	33.71	34.21	35.03	36.51	36.40	36.24	340.46	

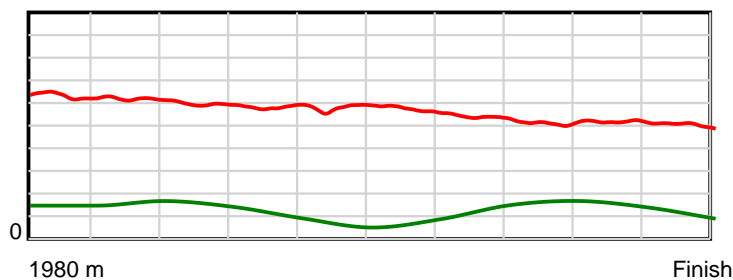
10 m Stride length



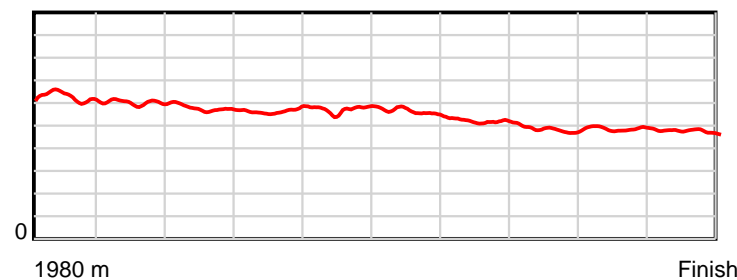
0.6 s Stride duration



20 m/sec Speed



100 % Stride efficiency



Note: Horizontal distance axis grid lines are 200m furlongs.

Disclaimer.

HRNZ and NZMTC and Thoroughbred Ratings Pty Ltd accepts no responsibility for the completeness or accuracy of any of the information contained herein, and makes no representations about its suitability for any particular purpose. Users should make their own judgements about those matters and/or seek independent advice. You assume all risks associated with use of the data provided on this page.



Race Results



July 25, 2025, Race 9, GALLAGHER INSURANCE WINTER REWARDS HANDICAP TROT, Distance 2600m, Addington - Survey 3200m

Result	TAB no.	Horse (Barrier)	2600 to	2400m to
1st	1	What The Drago... (2)	2400m	2200m
		Position in running (margin)	-	3(1.9)
		Sectional time (s)	16.50	15.31
		Cumulative time (s)	200.52	184.02
		Speed (m/s)	12.12	13.06
		Stride length (m)	5.52	6.11
		Stride duration (s)	0.440	0.467
		Stride efficiency (%)	47.59	58.30
		Stride count	36.24	32.74

Disclaimer.

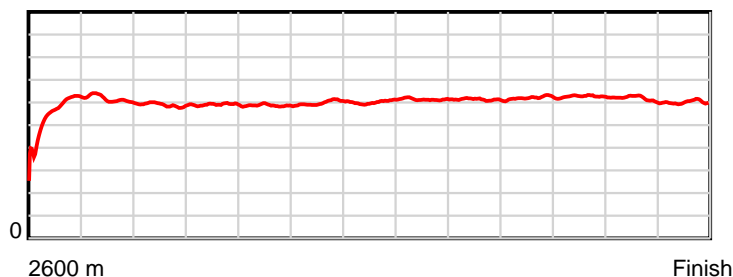
HRNZ and NZMTC and Thoroughbred Ratings Pty Ltd accepts no responsibility for the completeness or accuracy of any of the information contained herein, and makes no representations about its suitability for any particular purpose. Users should make their own judgements about those matters and/or seek independent advice. You assume all risks associated with use of the data provided on this page.

Race Results

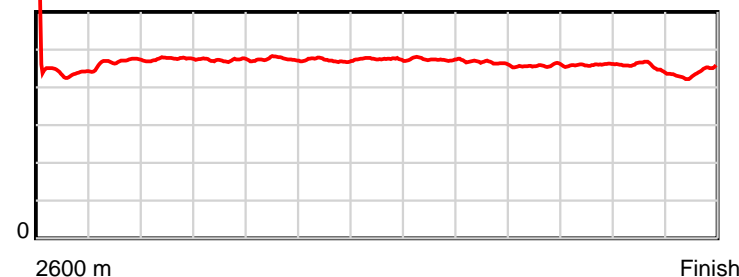
July 25, 2025, Race 9, GALLAGHER INSURANCE WINTER REWARDS HANDICAP TROT, Distance 2600m, Addington - Survey 3200m

Result	TAB no.	Horse (Barrier)	2200m to	2000m to	1800m to	1600m to	1400m to	1200m to	1000m to	800m to	600m to	400m to	200m to	Total or	Margin
1st	1	What The Drago... (2)	2000m	1800m	1600m	1400m	1200m	1000m	800m	600m	400m	200m	WP	Average	
		Position in running (margin)	2(2.4)	2(2.1)	2(2.2)	2(1.6)	2(1.4)	2(1.9)	2(1.7)	3(1.9)	3(2.1)	3(2.1)	2(1.5)		0.00
		Sectional time (s)	16.12	15.89	15.90	15.58	15.73	15.52	15.33	14.61	14.72	14.73	14.58		
		Cumulative time (s)	168.71	152.59	136.70	120.80	105.22	89.49	73.97	58.64	44.03	29.31	14.58	3:20.52	
		Speed (m/s)	12.41	12.59	12.58	12.84	12.71	12.89	13.05	13.69	13.59	13.58	13.72	12.97	
		Stride length (m)	5.89	5.95	5.96	6.05	6.04	6.12	6.08	6.26	6.24	6.18	6.05	6.03	
		Stride duration (s)	0.475	0.473	0.474	0.472	0.475	0.474	0.466	0.457	0.459	0.455	0.441	0.465	
		Stride efficiency (%)	54.27	55.41	55.56	57.29	57.03	58.43	57.72	61.17	60.76	59.67	57.17	56.79	
		Stride count	33.94	33.59	33.54	33.03	33.11	32.71	32.91	31.97	32.07	32.36	33.07	431.28	

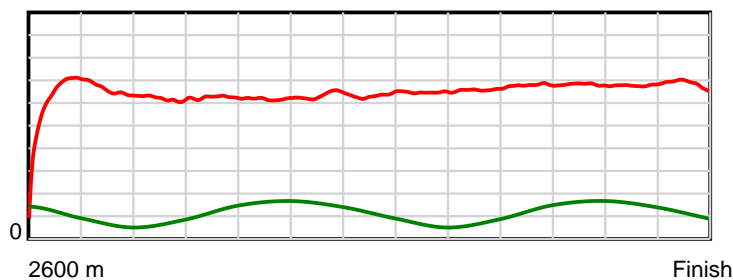
10 m Stride length



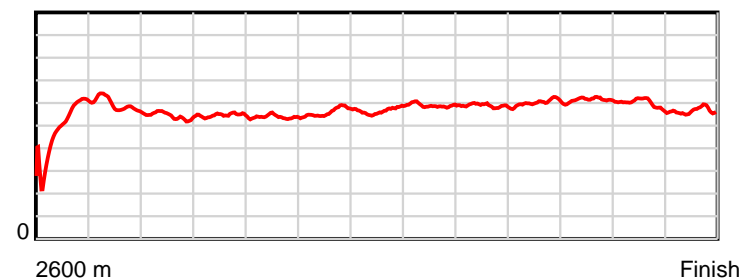
0.6 s Stride duration



20 m/sec Speed



100 % Stride efficiency



Note: Horizontal distance axis grid lines are 200m furlongs.

Disclaimer.

HRNZ and NZMTC and Thoroughbred Ratings Pty Ltd accepts no responsibility for the completeness or accuracy of any of the information contained herein, and makes no representations about its suitability for any particular purpose. Users should make their own judgements about those matters and/or seek independent advice. You assume all risks associated with use of the data provided on this page.



Race Results



July 25, 2025, Race 9, GALLAGHER INSURANCE WINTER REWARDS HANDICAP TROT, Distance 2600m, Addington - Survey 3200m

Result	TAB no.	Horse (Barrier)	2600 to	2400m to
2nd	2	Edward Longsha... (5)	2400m	2200m
		Position in running (margin)	-	1(0.0)
		Sectional time (s)	16.28	15.22
		Cumulative time (s)	200.70	184.42
		Speed (m/s)	12.29	13.14
		Stride length (m)	5.81	6.38
		Stride duration (s)	0.467	0.486
		Stride efficiency (%)	52.75	63.59
		Stride count	34.42	31.35

Disclaimer.

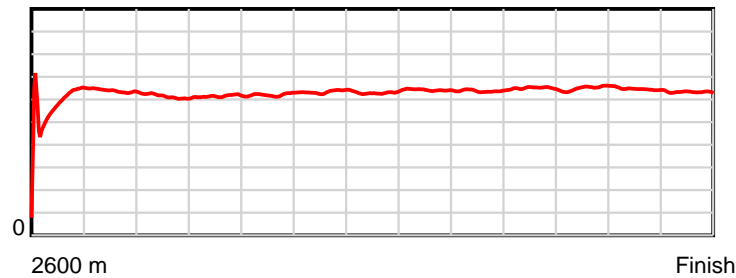
HRNZ and NZMTC and Thoroughbred Ratings Pty Ltd accepts no responsibility for the completeness or accuracy of any of the information contained herein, and makes no representations about its suitability for any particular purpose. Users should make their own judgements about those matters and/or seek independent advice. You assume all risks associated with use of the data provided on this page.

Race Results

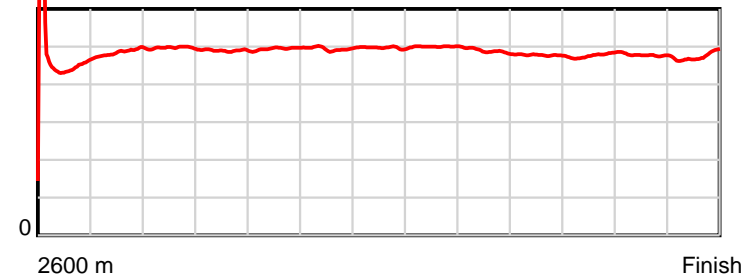
July 25, 2025, Race 9, GALLAGHER INSURANCE WINTER REWARDS HANDICAP TROT, Distance 2600m, Addington - Survey 3200m

Result	TAB no.	Horse (Barrier)	2200m to	2000m to	1800m to	1600m to	1400m to	1200m to	1000m to	800m to	600m to	400m to	200m to	Total or	Margin
2nd	2	Edward Longsha... (5)	2000m	1800m	1600m	1400m	1200m	1000m	800m	600m	400m	200m	WP	Average	
		Position in running (margin)	1(0.0)	1(0.0)	1(0.0)	1(0.0)	1(0.0)	1(0.0)	1(0.0)	1(0.0)	1(0.0)	1(0.0)	1(0.0)		1.00
		Sectional time (s)	16.17	15.87	16.00	15.61	15.64	15.56	15.29	14.58	14.72	14.83	14.93		
		Cumulative time (s)	169.20	153.03	137.16	121.16	105.55	89.91	74.35	59.06	44.48	29.76	14.93	3:20.70	
		Speed (m/s)	12.37	12.60	12.50	12.81	12.79	12.85	13.08	13.72	13.59	13.49	13.40	12.95	
		Stride length (m)	6.14	6.18	6.18	6.33	6.36	6.43	6.39	6.55	6.47	6.44	6.36	6.30	
		Stride duration (s)	0.497	0.490	0.495	0.494	0.497	0.500	0.489	0.477	0.476	0.478	0.475	0.487	
		Stride efficiency (%)	59.00	59.59	59.71	62.67	63.14	64.64	63.83	67.02	65.50	64.84	63.24	62.11	
		Stride count	32.55	32.39	32.36	31.58	31.46	31.10	31.29	30.54	30.89	31.05	31.44	412.42	

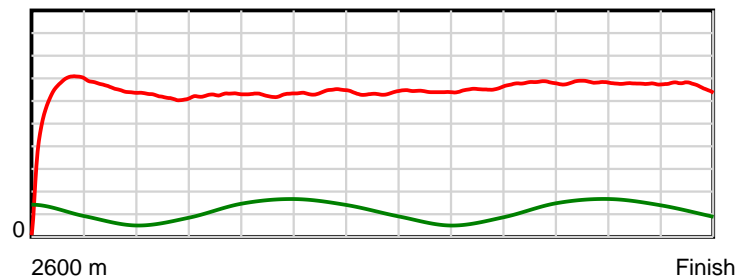
10 m Stride length



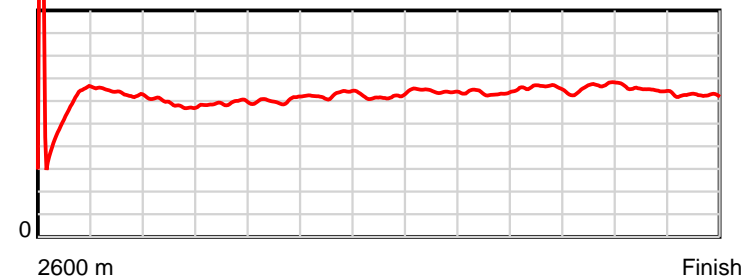
0.5 s Stride duration



20 m/sec Speed



100 % Stride efficiency



Note: Horizontal distance axis grid lines are 200m furlongs.

Disclaimer.

HRNZ and NZMTC and Thoroughbred Ratings Pty Ltd accepts no responsibility for the completeness or accuracy of any of the information contained herein, and makes no representations about its suitability for any particular purpose. Users should make their own judgements about those matters and/or seek independent advice. You assume all risks associated with use of the data provided on this page.



Race Results



July 25, 2025, Race 9, GALLAGHER INSURANCE WINTER REWARDS HANDICAP TROT, Distance 2600m, Addington - Survey 3200m

Result	TAB no.	Horse (Barrier)	2600 to	2400m to
3rd	4	The Royal Gamb... (9)	2400m	2200m
		Position in running (margin)	-	6(10.3)
		Sectional time (s)	18.02	15.45
		Cumulative time (s)	201.14	183.12
		Speed (m/s)	11.10	12.94
		Stride length (m)	5.38	5.97
		Stride duration (s)	0.462	0.461
		Stride efficiency (%)	45.22	55.66
		Stride count	37.18	33.51

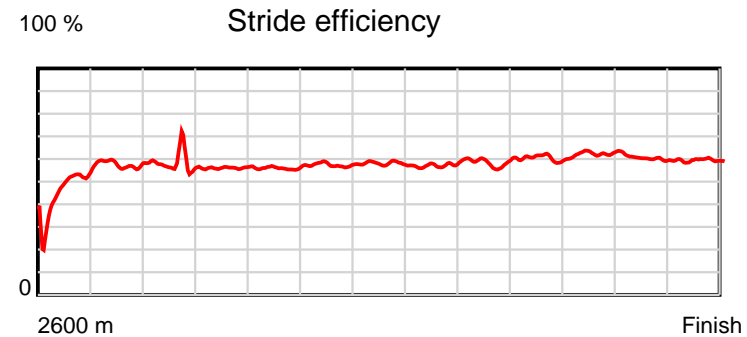
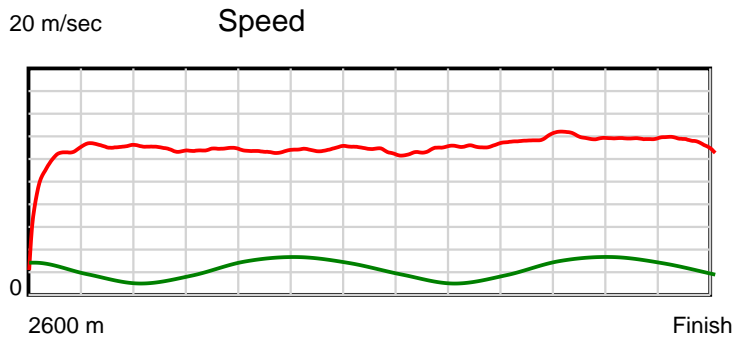
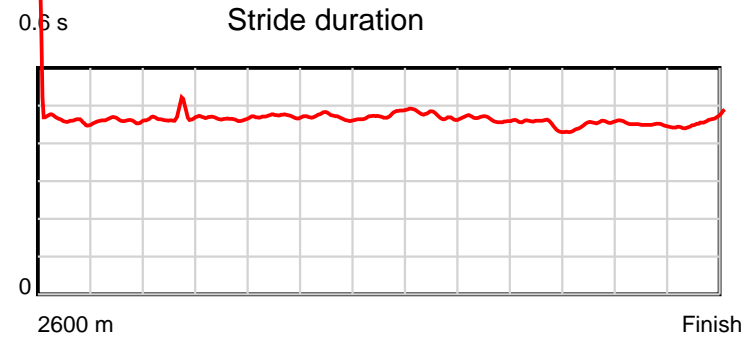
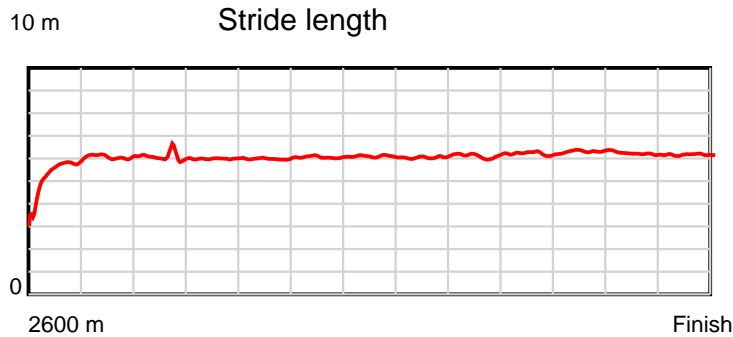
Disclaimer.

HRNZ and NZMTC and Thoroughbred Ratings Pty Ltd accepts no responsibility for the completeness or accuracy of any of the information contained herein, and makes no representations about its suitability for any particular purpose. Users should make their own judgements about those matters and/or seek independent advice. You assume all risks associated with use of the data provided on this page.

Race Results

July 25, 2025, Race 9, GALLAGHER INSURANCE WINTER REWARDS HANDICAP TROT, Distance 2600m, Addington - Survey 3200m

Result	TAB no.	Horse (Barrier)	2200m to	2000m to	1800m to	1600m to	1400m to	1200m to	1000m to	800m to	600m to	400m to	200m to	Total or	Margin
3rd	4	The Royal Gamb... (9)	2000m	1800m	1600m	1400m	1200m	1000m	800m	600m	400m	200m	WP	Average	
		Position in running (margin)	6(11.6)	6(8.5)	5(6.0)	5(5.8)	6(5.8)	7(6.4)	6(5.9)	6(4.9)	4(4.2)	3(3.4)		3.40	
		Sectional time (s)	15.65	15.44	15.98	15.62	15.54	15.75	15.22	14.40	14.60	14.70	14.77		
		Cumulative time (s)	167.67	152.02	136.58	120.60	104.98	89.44	73.69	58.47	44.07	29.47	14.77	3:21.14	
		Speed (m/s)	12.78	12.95	12.52	12.80	12.87	12.70	13.14	13.89	13.70	13.61	13.54	12.93	
		Stride length (m)	5.99	6.03	5.91	6.02	6.13	6.02	6.11	6.24	6.20	6.10	6.24	6.02	
		Stride duration (s)	0.469	0.466	0.472	0.470	0.476	0.474	0.465	0.450	0.453	0.448	0.460	0.466	
		Stride efficiency (%)	56.10	56.81	54.51	56.67	58.76	56.54	58.27	60.94	60.10	58.10	60.78	56.58	
		Stride count	33.38	33.17	33.86	33.21	32.62	33.25	32.75	32.03	32.25	32.80	32.07	432.08	



Note: Horizontal distance axis grid lines are 200m furlongs.

Disclaimer.

HRNZ and NZMTC and Thoroughbred Ratings Pty Ltd accepts no responsibility for the completeness or accuracy of any of the information contained herein, and makes no representations about its suitability for any particular purpose. Users should make their own judgements about those matters and/or seek independent advice. You assume all risks associated with use of the data provided on this page.



Race Results



July 25, 2025, Race 9, GALLAGHER INSURANCE WINTER REWARDS HANDICAP TROT, Distance 2600m, Addington - Survey 3200m

Result	TAB no.	Horse (Barrier)	2600 to	2400m to
4th	8	Cormoran Strik... (6)	2400m	2200m
		Position in running (margin)	-	7(12.0)
		Sectional time (s)	18.18	15.46
		Cumulative time (s)	201.34	183.16
		Speed (m/s)	11.00	12.94
		Stride length (m)	5.70	6.05
		Stride duration (s)	0.460	0.468
		Stride efficiency (%)	50.70	57.19
		Stride count	35.11	33.06

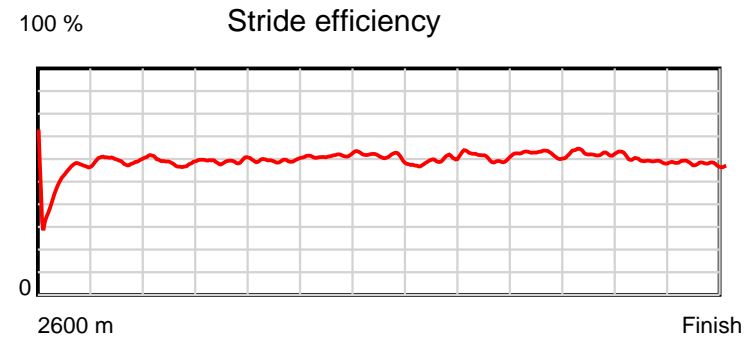
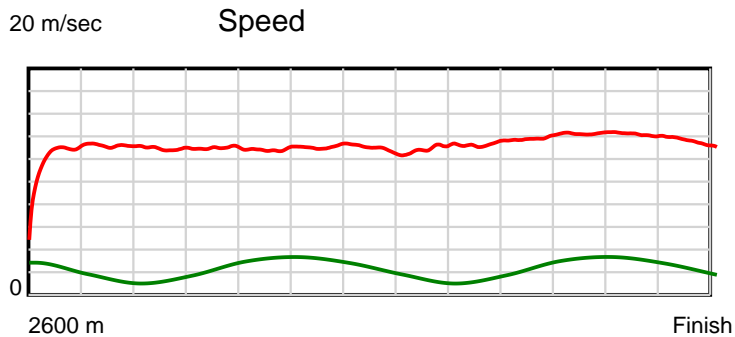
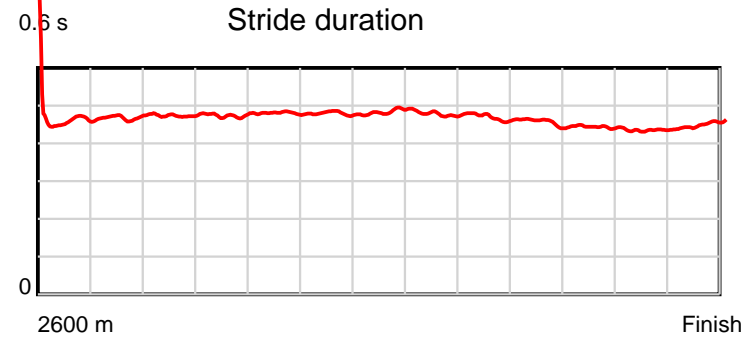
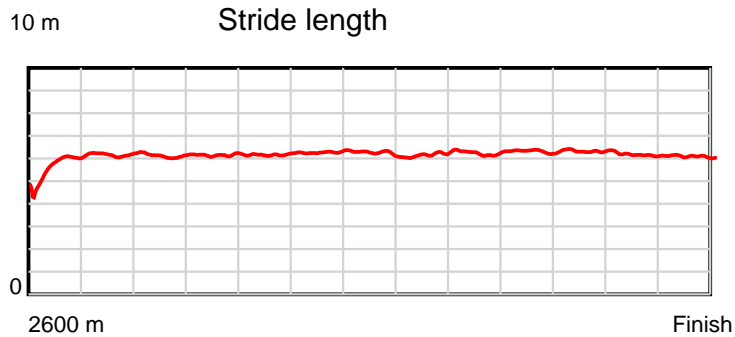
Disclaimer.

HRNZ and NZMTC and Thoroughbred Ratings Pty Ltd accepts no responsibility for the completeness or accuracy of any of the information contained herein, and makes no representations about its suitability for any particular purpose. Users should make their own judgements about those matters and/or seek independent advice. You assume all risks associated with use of the data provided on this page.

Race Results

July 25, 2025, Race 9, GALLAGHER INSURANCE WINTER REWARDS HANDICAP TROT, Distance 2600m, Addington - Survey 3200m

Result	TAB no.	Horse (Barrier)	2200m to	2000m to	1800m to	1600m to	1400m to	1200m to	1000m to	800m to	600m to	400m to	200m to	Total or	Margin
4th	8	Cormoran Strik... (6)	2000m	1800m	1600m	1400m	1200m	1000m	800m	600m	400m	200m	WP	Average	
		Position in running (margin)	7(13.4)	8(11.1)	8(8.5)	8(7.9)	7(7.1)	8(6.9)	8(8.0)	9(8.3)	8(7.5)	6(5.9)	6(4.3)		4.50
		Sectional time (s)	15.78	15.43	15.90	15.49	15.60	15.75	15.35	14.44	14.47	14.56	14.93		
		Cumulative time (s)	167.70	151.92	136.49	120.59	105.10	89.50	73.75	58.40	43.96	29.49	14.93	3:21.34	
		Speed (m/s)	12.67	12.96	12.58	12.91	12.82	12.70	13.03	13.85	13.82	13.74	13.40	12.91	
		Stride length (m)	6.00	6.14	6.04	6.19	6.20	6.07	6.11	6.31	6.14	5.97	6.05	6.07	
		Stride duration (s)	0.474	0.474	0.480	0.480	0.484	0.478	0.469	0.455	0.444	0.435	0.452	0.470	
		Stride efficiency (%)	56.28	58.99	56.94	59.90	60.15	57.64	58.38	62.20	58.86	55.70	57.25	57.61	
		Stride count	33.33	32.55	33.13	32.30	32.24	32.93	32.72	31.70	32.59	33.50	33.04	428.20	



Note: Horizontal distance axis grid lines are 200m furlongs.

Disclaimer.

HRNZ and NZMTC and Thoroughbred Ratings Pty Ltd accepts no responsibility for the completeness or accuracy of any of the information contained herein, and makes no representations about its suitability for any particular purpose. Users should make their own judgements about those matters and/or seek independent advice. You assume all risks associated with use of the data provided on this page.



Race Results



July 25, 2025, Race 9, GALLAGHER INSURANCE WINTER REWARDS HANDICAP TROT, Distance 2600m, Addington - Survey 3200m

Result	TAB no.	Horse (Barrier)	2600 to	2400m to
5th	7	Brett's Mate (1)	2400m	2200m
		Position in running (margin)	-	9(14.2)
		Sectional time (s)	18.45	15.53
		Cumulative time (s)	201.48	183.03
		Speed (m/s)	10.84	12.88
		Stride length (m)	6.12	6.53
		Stride duration (s)	0.503	0.507
		Stride efficiency (%)	58.59	66.70
		Stride count	32.66	30.61

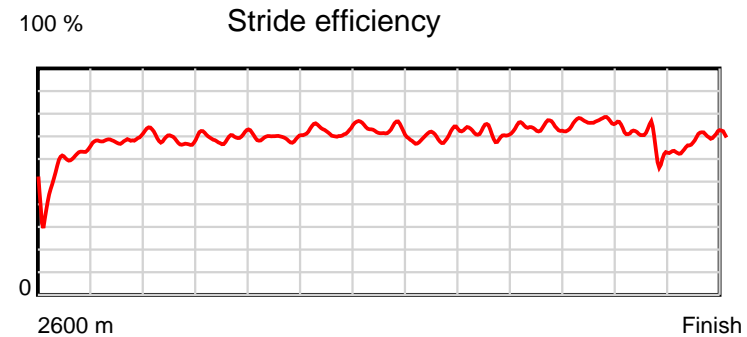
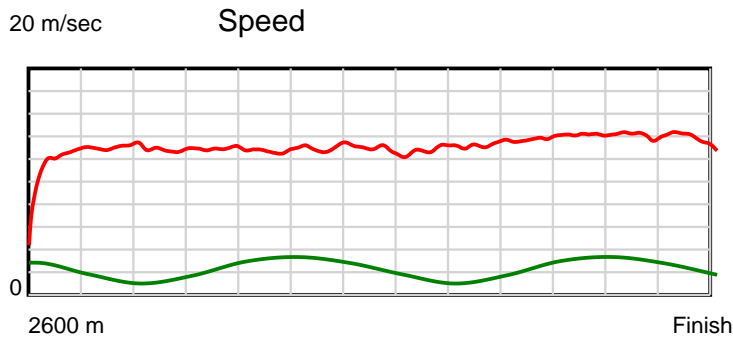
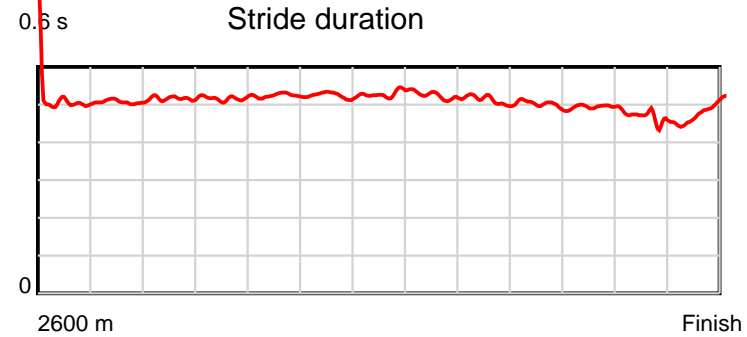
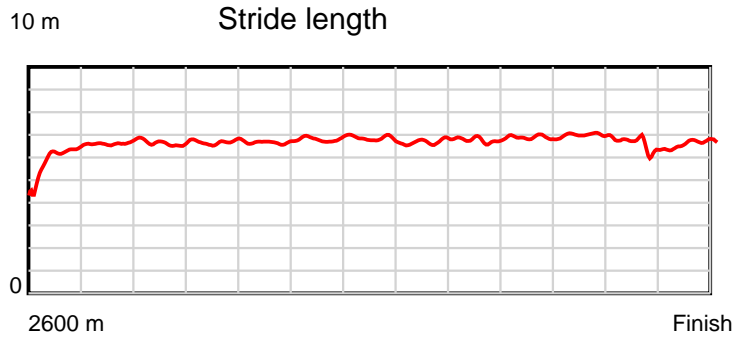
Disclaimer.

HRNZ and NZMTC and Thoroughbred Ratings Pty Ltd accepts no responsibility for the completeness or accuracy of any of the information contained herein, and makes no representations about its suitability for any particular purpose. Users should make their own judgements about those matters and/or seek independent advice. You assume all risks associated with use of the data provided on this page.

Race Results

July 25, 2025, Race 9, GALLAGHER INSURANCE WINTER REWARDS HANDICAP TROT, Distance 2600m, Addington - Survey 3200m

Result	TAB no.	Horse (Barrier)	2200m to	2000m to	1800m to	1600m to	1400m to	1200m to	1000m to	800m to	600m to	400m to	200m to	Total or	Margin
5th	7	Brett's Mate (1)	2000m	1800m	1600m	1400m	1200m	1000m	800m	600m	400m	200m	WP	Average	
		Position in running (margin)	10(16.0)	9(12.7)	10(10.3)	9(9.8)	10(9.7)	10(9.1)	11(10.5)	11(9.9)	10(9.2)	8(7.9)	9(7.1)		5.30
		Sectional time (s)	15.62	15.47	15.91	15.61	15.54	15.79	15.19	14.46	14.51	14.70	14.70		
		Cumulative time (s)	167.50	151.88	136.41	120.50	104.89	89.35	73.56	58.37	43.91	29.40	14.70	3:21.48	
		Speed (m/s)	12.80	12.93	12.57	12.81	12.87	12.67	13.17	13.83	13.78	13.61	13.61	12.90	
		Stride length (m)	6.62	6.68	6.58	6.72	6.82	6.62	6.73	6.91	6.82	6.30	6.60	6.61	
		Stride duration (s)	0.517	0.517	0.524	0.525	0.530	0.522	0.511	0.500	0.494	0.463	0.485	0.512	
		Stride efficiency (%)	68.51	69.72	67.74	70.62	72.66	68.38	70.81	74.70	72.59	62.04	68.01	68.35	
		Stride count	30.20	29.94	30.38	29.75	29.33	30.23	29.71	28.93	29.34	31.74	30.32	393.14	



Note: Horizontal distance axis grid lines are 200m furlongs.

Disclaimer.

HRNZ and NZMTC and Thoroughbred Ratings Pty Ltd accepts no responsibility for the completeness or accuracy of any of the information contained herein, and makes no representations about its suitability for any particular purpose. Users should make their own judgements about those matters and/or seek independent advice. You assume all risks associated with use of the data provided on this page.



Race Results



July 25, 2025, Race 9, GALLAGHER INSURANCE WINTER REWARDS HANDICAP TROT, Distance 2600m, Addington - Survey 3200m

Result	TAB no.	Horse (Barrier)	2600 to	2400m to
6th	3	El Conqueror (7)	2400m	2200m
		Position in running (margin)	-	4(5.0)
		Sectional time (s)	17.13	15.21
		Cumulative time (s)	201.48	184.35
		Speed (m/s)	11.68	13.15
		Stride length (m)	5.74	6.32
		Stride duration (s)	0.471	0.481
		Stride efficiency (%)	51.46	62.39
		Stride count	34.85	31.65

Disclaimer.

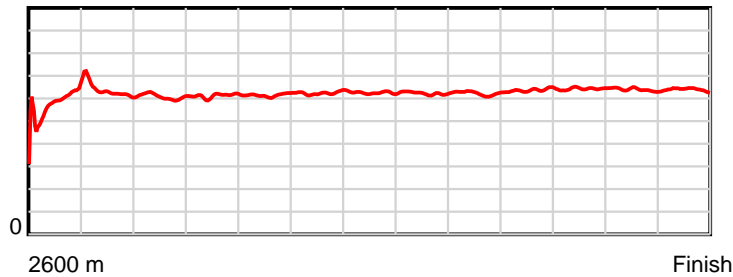
HRNZ and NZMTC and Thoroughbred Ratings Pty Ltd accepts no responsibility for the completeness or accuracy of any of the information contained herein, and makes no representations about its suitability for any particular purpose. Users should make their own judgements about those matters and/or seek independent advice. You assume all risks associated with use of the data provided on this page.

Race Results

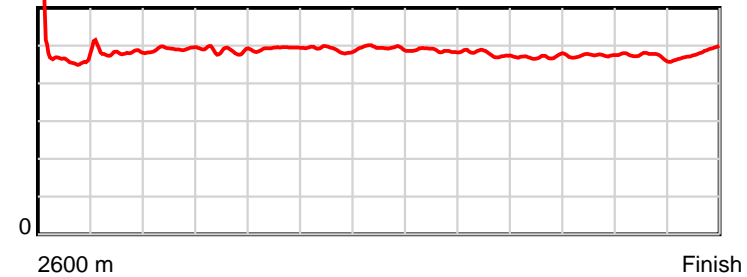
July 25, 2025, Race 9, GALLAGHER INSURANCE WINTER REWARDS HANDICAP TROT, Distance 2600m, Addington - Survey 3200m

Result	TAB no.	Horse (Barrier)	2200m to	2000m to	1800m to	1600m to	1400m to	1200m to	1000m to	800m to	600m to	400m to	200m to	Total or	Margin
6th	3	El Conqueror (7)	2000m	1800m	1600m	1400m	1200m	1000m	800m	600m	400m	200m	WP	Average	
		Position in running (margin)	3(5.0)	3(4.5)	3(3.8)	4(3.6)	3(3.9)	5(4.4)	5(4.3)	4(3.7)	4(4.2)	5(4.3)	5(3.8)		5.30
		Sectional time (s)	16.09	15.75	15.98	15.65	15.73	15.55	15.19	14.66	14.74	14.75	15.05		
		Cumulative time (s)	169.14	153.05	137.30	121.32	105.67	89.94	74.39	59.20	44.54	29.80	15.05	3:21.48	
		Speed (m/s)	12.43	12.70	12.52	12.78	12.71	12.86	13.17	13.64	13.57	13.56	13.29	12.90	
		Stride length (m)	6.11	6.19	6.17	6.26	6.29	6.27	6.30	6.42	6.42	6.41	6.40	6.25	
		Stride duration (s)	0.491	0.487	0.493	0.490	0.495	0.487	0.479	0.471	0.473	0.473	0.482	0.484	
		Stride efficiency (%)	58.26	59.87	59.44	61.21	61.79	61.36	62.05	64.42	64.43	64.24	63.99	60.99	
		Stride count	32.75	32.31	32.43	31.96	31.81	31.92	31.74	31.15	31.15	31.19	31.25	416.16	

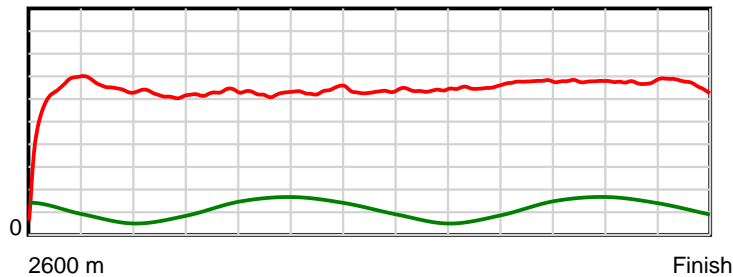
10 m Stride length



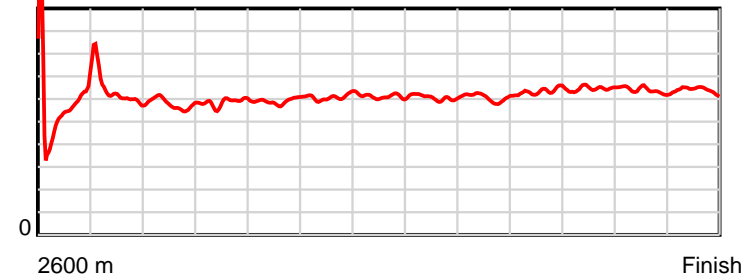
0.5 s Stride duration



20 m/sec Speed



100 % Stride efficiency



Note: Horizontal distance axis grid lines are 200m furlongs.

Disclaimer.

HRNZ and NZMTC and Thoroughbred Ratings Pty Ltd accepts no responsibility for the completeness or accuracy of any of the information contained herein, and makes no representations about its suitability for any particular purpose. Users should make their own judgements about those matters and/or seek independent advice. You assume all risks associated with use of the data provided on this page.



Race Results



July 25, 2025, Race 9, GALLAGHER INSURANCE WINTER REWARDS HANDICAP TROT, Distance 2600m, Addington - Survey 3200m

Result	TAB no.	Horse (Barrier)	2600 to 2400m	2400m to 2200m
7th	13	Paige (4)		
		Position in running (margin)	-	13(17.1)
		Sectional time (s)	18.97	15.33
		Cumulative time (s)	201.62	182.65
		Speed (m/s)	10.54	13.05
		Stride length (m)	5.82	6.05
		Stride duration (s)	0.459	0.464
		Stride efficiency (%)	52.93	57.28
		Stride count	34.37	33.03

Disclaimer.

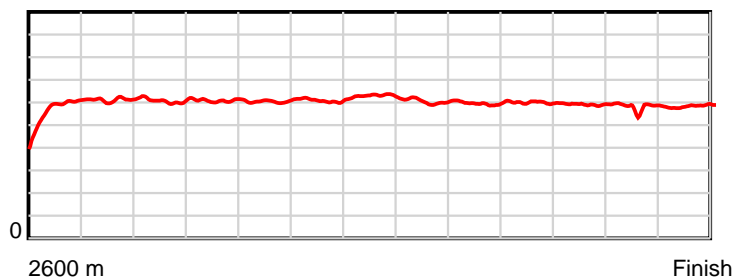
HRNZ and NZMTC and Thoroughbred Ratings Pty Ltd accepts no responsibility for the completeness or accuracy of any of the information contained herein, and makes no representations about its suitability for any particular purpose. Users should make their own judgements about those matters and/or seek independent advice. You assume all risks associated with use of the data provided on this page.

Race Results

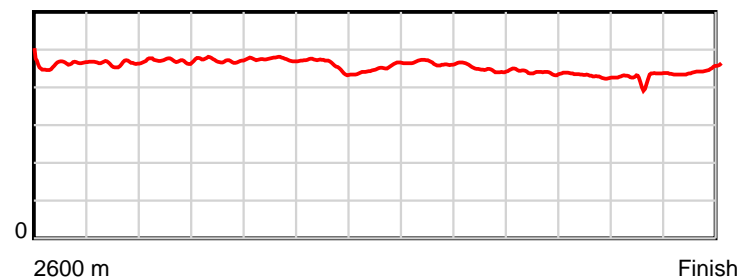
July 25, 2025, Race 9, GALLAGHER INSURANCE WINTER REWARDS HANDICAP TROT, Distance 2600m, Addington - Survey 3200m

Result	TAB no.	Horse (Barrier)	2200m to	2000m to	1800m to	1600m to	1400m to	1200m to	1000m to	800m to	600m to	400m to	200m to	Total or	Margin
7th	13	Paige (4)	2000m	1800m	1600m	1400m	1200m	1000m	800m	600m	400m	200m	WP	Average	
		Position in running (margin)	11(17.7)	11(14.6)	11(12.1)	11(11.8)	11(10.1)	3(2.3)	3(2.4)	2(1.6)	2(1.6)	2(2.0)	4(3.7)		6.10
		Sectional time (s)	15.66	15.44	15.96	15.33	14.34	15.57	15.16	14.58	14.77	15.12	15.39		
		Cumulative time (s)	167.32	151.66	136.22	120.26	104.93	90.59	75.02	59.86	45.28	30.51	15.39	3:21.62	
		Speed (m/s)	12.77	12.95	12.53	13.05	13.95	12.85	13.19	13.72	13.54	13.23	13.00	12.90	
		Stride length (m)	6.01	6.11	5.95	5.98	6.31	5.97	5.92	6.03	5.82	5.66	5.80	5.95	
		Stride duration (s)	0.471	0.472	0.475	0.458	0.452	0.464	0.449	0.439	0.430	0.428	0.446	0.462	
		Stride efficiency (%)	56.50	58.36	55.35	55.90	62.15	55.60	54.72	56.74	52.91	50.02	52.55	55.35	
		Stride count	33.26	32.73	33.60	33.44	31.71	33.53	33.80	33.19	34.37	35.35	34.49	436.87	

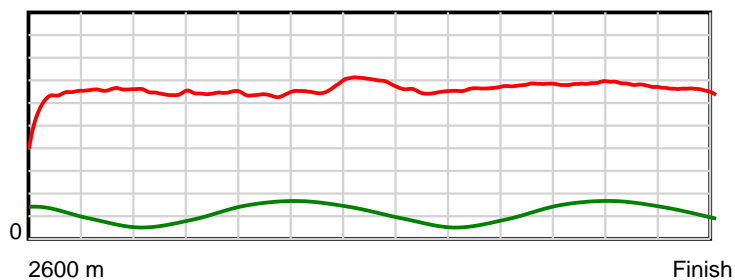
10 m Stride length



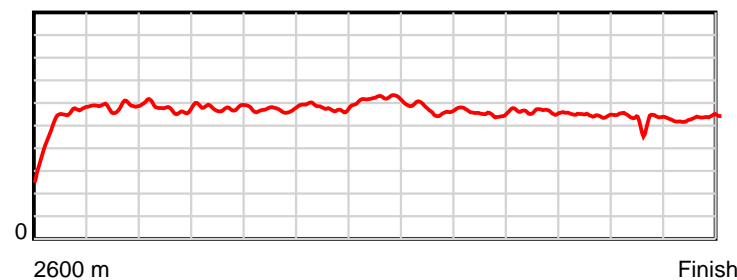
0.6 s Stride duration



20 m/sec Speed



100 % Stride efficiency



Note: Horizontal distance axis grid lines are 200m furlongs.

Disclaimer.

HRNZ and NZMTC and Thoroughbred Ratings Pty Ltd accepts no responsibility for the completeness or accuracy of any of the information contained herein, and makes no representations about its suitability for any particular purpose. Users should make their own judgements about those matters and/or seek independent advice. You assume all risks associated with use of the data provided on this page.



Race Results



July 25, 2025, Race 9, GALLAGHER INSURANCE WINTER REWARDS HANDICAP TROT, Distance 2600m, Addington - Survey 3200m

Result	TAB no.	Horse (Barrier)	2600 to	2400m to
8th	6	Rachmaninov (0)	2400m	2200m
		Position in running (margin)	-	2(1.4)
		Sectional time (s)	16.47	15.97
		Cumulative time (s)	201.76	185.29
		Speed (m/s)	12.14	12.52
		Stride length (m)	5.95	6.30
		Stride duration (s)	0.467	0.504
		Stride efficiency (%)	55.34	62.11
		Stride count	33.61	31.72

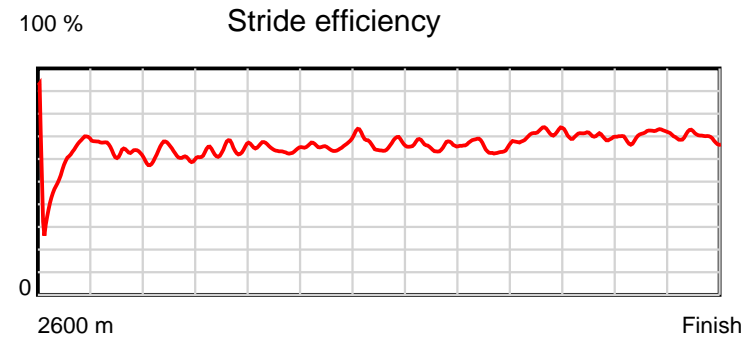
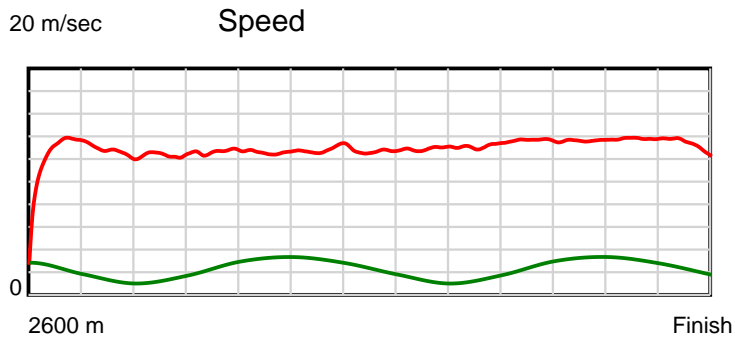
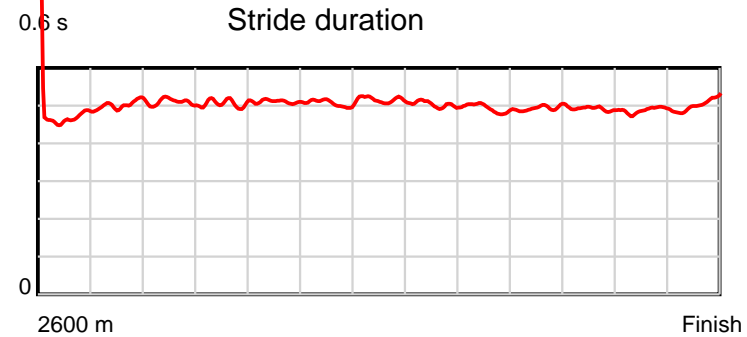
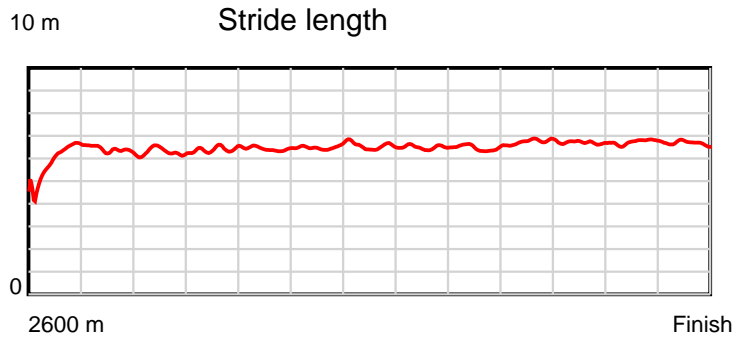
Disclaimer.

HRNZ and NZMTC and Thoroughbred Ratings Pty Ltd accepts no responsibility for the completeness or accuracy of any of the information contained herein, and makes no representations about its suitability for any particular purpose. Users should make their own judgements about those matters and/or seek independent advice. You assume all risks associated with use of the data provided on this page.

Race Results

July 25, 2025, Race 9, GALLAGHER INSURANCE WINTER REWARDS HANDICAP TROT, Distance 2600m, Addington - Survey 3200m

Result	TAB no.	Horse (Barrier)	2200m to	2000m to	1800m to	1600m to	1400m to	1200m to	1000m to	800m to	600m to	400m to	200m to	Total or	Margin
8th	6	Rachmaninov (0)	2000m	1800m	1600m	1400m	1200m	1000m	800m	600m	400m	200m	WP	Average	
		Position in running (margin)	4(5.9)	5(6.6)	6(6.2)	6(6.0)	5(5.5)	7(6.5)	6(6.1)	7(6.1)	7(6.1)	7(6.4)	7(4.8)		6.90
		Sectional time (s)	16.29	15.79	15.98	15.53	15.80	15.50	15.29	14.58	14.78	14.56	15.22		
		Cumulative time (s)	169.32	153.03	137.24	121.26	105.73	89.93	74.43	59.14	44.56	29.78	15.22	3:21.76	
		Speed (m/s)	12.28	12.67	12.52	12.88	12.66	12.90	13.08	13.72	13.53	13.74	13.14	12.89	
		Stride length (m)	6.25	6.41	6.38	6.52	6.53	6.48	6.45	6.78	6.65	6.70	6.65	6.46	
		Stride duration (s)	0.509	0.507	0.510	0.507	0.516	0.502	0.493	0.494	0.491	0.488	0.506	0.501	
		Stride efficiency (%)	60.96	64.30	63.67	66.52	66.56	65.64	64.93	71.78	69.02	70.14	69.15	65.19	
		Stride count	32.02	31.18	31.33	30.65	30.64	30.86	31.03	29.51	30.09	29.85	30.06	402.55	



Note: Horizontal distance axis grid lines are 200m furlongs.

Disclaimer.

HRNZ and NZMTC and Thoroughbred Ratings Pty Ltd accepts no responsibility for the completeness or accuracy of any of the information contained herein, and makes no representations about its suitability for any particular purpose. Users should make their own judgements about those matters and/or seek independent advice. You assume all risks associated with use of the data provided on this page.



Race Results



July 25, 2025, Race 9, GALLAGHER INSURANCE WINTER REWARDS HANDICAP TROT, Distance 2600m, Addington - Survey 3200m

Result	TAB no.	Horse (Barrier)	2600 to	2400m to
9th	12	Master Class (3)	2400m	2200m
		Position in running (margin)	-	12(16.8)
		Sectional time (s)	18.88	14.99
		Cumulative time (s)	201.80	182.92
		Speed (m/s)	10.59	13.34
		Stride length (m)	5.83	6.05
		Stride duration (s)	0.452	0.453
		Stride efficiency (%)	53.08	57.21
		Stride count	34.31	33.05

Disclaimer.

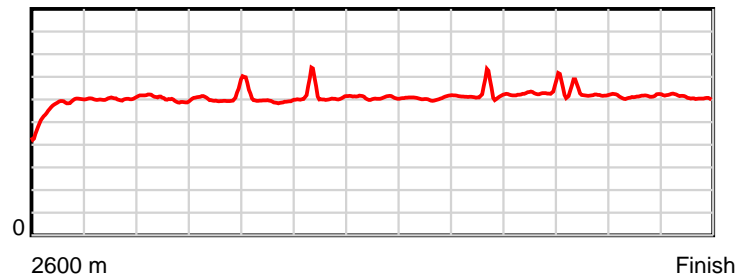
HRNZ and NZMTC and Thoroughbred Ratings Pty Ltd accepts no responsibility for the completeness or accuracy of any of the information contained herein, and makes no representations about its suitability for any particular purpose. Users should make their own judgements about those matters and/or seek independent advice. You assume all risks associated with use of the data provided on this page.

Race Results

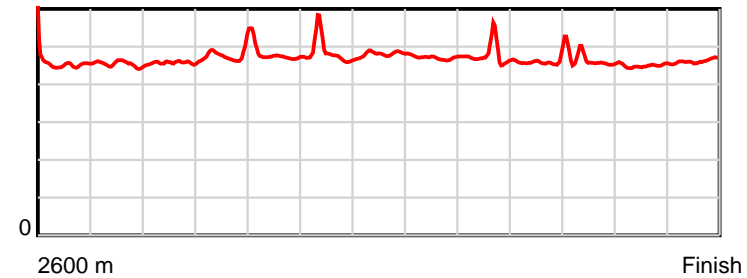
July 25, 2025, Race 9, GALLAGHER INSURANCE WINTER REWARDS HANDICAP TROT, Distance 2600m, Addington - Survey 3200m

Result	TAB no.	Horse (Barrier)	2200m to	2000m to	1800m to	1600m to	1400m to	1200m to	1000m to	800m to	600m to	400m to	200m to	Total or	Margin
9th	12	Master Class (3)	2000m	1800m	1600m	1400m	1200m	1000m	800m	600m	400m	200m	WP	Average	
		Position in running (margin)	8(15.4)	7(9.3)	7(8.1)	7(7.7)	8(7.9)	9(8.9)	9(8.3)	8(7.7)	9(7.6)	10(8.1)	8(6.4)		7.10
		Sectional time (s)	15.15	15.67	15.94	15.65	15.80	15.47	15.18	14.56	14.80	14.55	15.16		
		Cumulative time (s)	167.93	152.78	137.11	121.17	105.52	89.72	74.25	59.07	44.51	29.71	15.16	3:21.80	
		Speed (m/s)	13.20	12.76	12.55	12.78	12.66	12.93	13.18	13.74	13.51	13.75	13.19	12.88	
		Stride length (m)	6.03	6.09	5.98	6.12	6.09	6.08	6.19	6.34	6.21	6.17	6.10	6.10	
		Stride duration (s)	0.457	0.477	0.477	0.479	0.481	0.470	0.470	0.462	0.460	0.449	0.462	0.473	
		Stride efficiency (%)	56.79	57.96	55.96	58.51	57.91	57.81	59.85	62.90	60.36	59.54	58.12	58.10	
		Stride count	33.17	32.84	33.42	32.68	32.85	32.88	32.32	31.52	32.18	32.40	32.79	426.41	

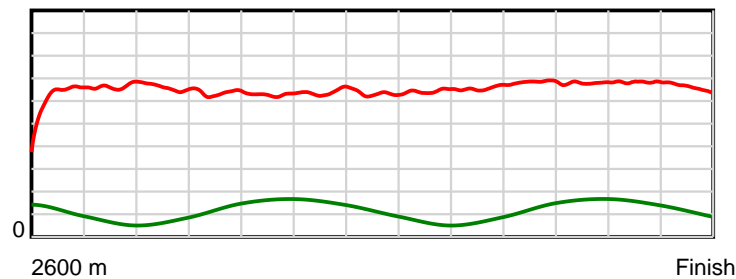
10 m Stride length



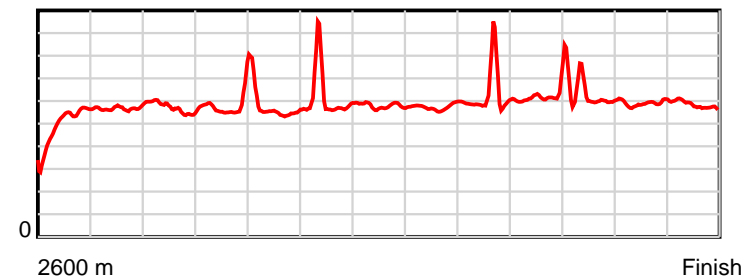
0.6 s Stride duration



20 m/sec Speed



100 % Stride efficiency



Note: Horizontal distance axis grid lines are 200m furlongs.

Disclaimer.

HRNZ and NZMTC and Thoroughbred Ratings Pty Ltd accepts no responsibility for the completeness or accuracy of any of the information contained herein, and makes no representations about its suitability for any particular purpose. Users should make their own judgements about those matters and/or seek independent advice. You assume all risks associated with use of the data provided on this page.



Race Results



July 25, 2025, Race 9, GALLAGHER INSURANCE WINTER REWARDS HANDICAP TROT, Distance 2600m, Addington - Survey 3200m

Result	TAB no.	Horse (Barrier)	2600 to	2400m to
10th	11	Love Walked In (11)	2400m	2200m
		Position in running (margin)	-	11(16.2)
		Sectional time (s)	18.92	15.80
		Cumulative time (s)	201.95	183.03
		Speed (m/s)	10.57	12.66
		Stride length (m)	5.90	6.13
		Stride duration (s)	0.500	0.485
		Stride efficiency (%)	54.37	58.81
		Stride count	33.91	32.60

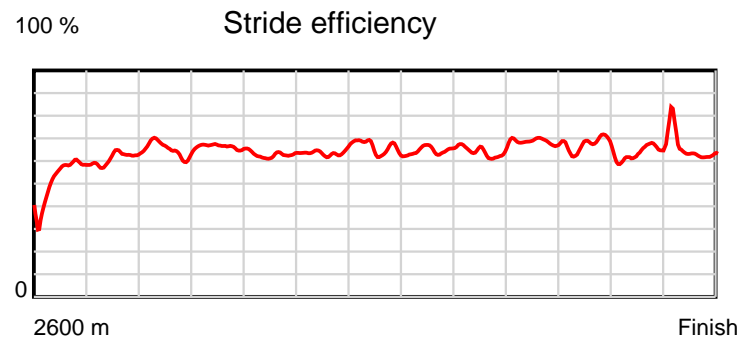
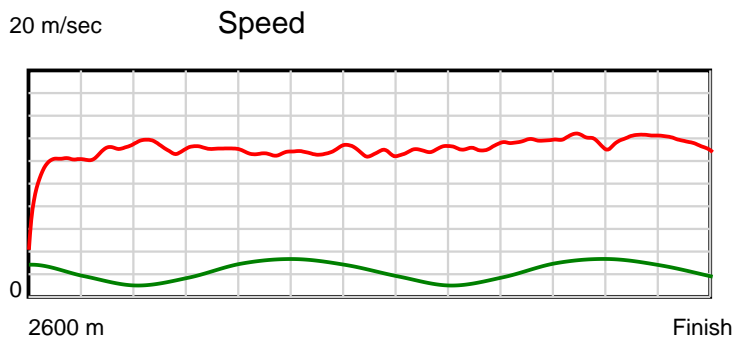
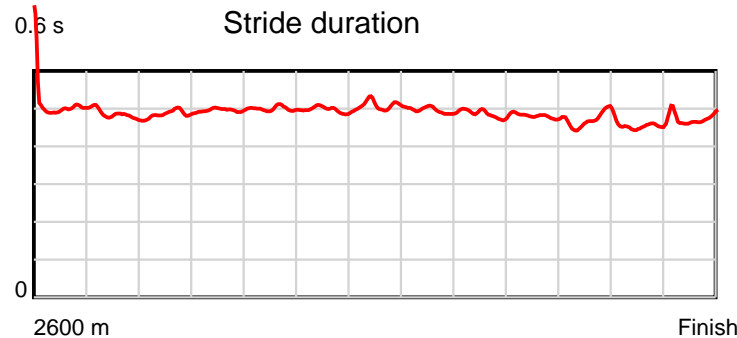
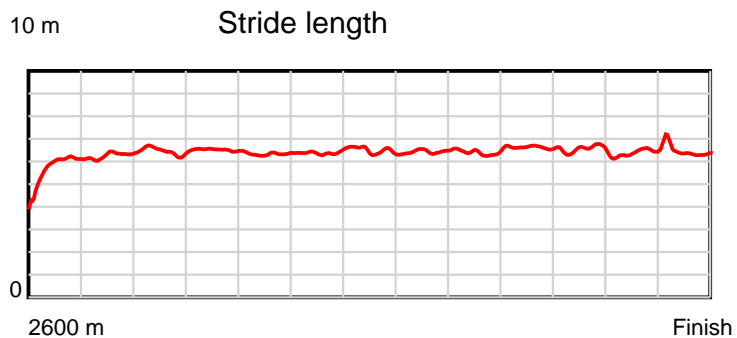
Disclaimer.

HRNZ and NZMTC and Thoroughbred Ratings Pty Ltd accepts no responsibility for the completeness or accuracy of any of the information contained herein, and makes no representations about its suitability for any particular purpose. Users should make their own judgements about those matters and/or seek independent advice. You assume all risks associated with use of the data provided on this page.

Race Results

July 25, 2025, Race 9, GALLAGHER INSURANCE WINTER REWARDS HANDICAP TROT, Distance 2600m, Addington - Survey 3200m

Result	TAB no.	Horse (Barrier)	2200m to	2000m to	1800m to	1600m to	1400m to	1200m to	1000m to	800m to	600m to	400m to	200m to	Total or	Margin
10th	11	Love Walked In (11)	2000m	1800m	1600m	1400m	1200m	1000m	800m	600m	400m	200m	WP	Average	
		Position in running (margin)	12(19.7)	10(13.4)	9(10.3)	10(10.0)	9(9.7)	11(10.6)	10(10.0)	10(9.7)	11(9.7)	11(10.0)	10(8.6)		7.90
		Sectional time (s)	15.11	15.36	15.96	15.56	15.80	15.45	15.25	14.58	14.78	14.58	14.80		
		Cumulative time (s)	167.23	152.12	136.76	120.80	105.24	89.44	73.99	58.74	44.16	29.38	14.80	3:21.95	
		Speed (m/s)	13.24	13.02	12.53	12.85	12.66	12.94	13.11	13.72	13.53	13.72	13.51	12.87	
		Stride length (m)	6.43	6.46	6.26	6.39	6.44	6.41	6.38	6.59	6.38	6.22	6.42	6.33	
		Stride duration (s)	0.486	0.496	0.500	0.497	0.509	0.495	0.486	0.480	0.471	0.454	0.475	0.492	
		Stride efficiency (%)	64.67	65.20	61.25	63.80	64.83	64.16	63.51	67.84	63.59	60.55	64.32	62.71	
		Stride count	31.09	30.96	31.95	31.30	31.05	31.21	31.37	30.35	31.35	32.13	31.17	410.44	



Note: Horizontal distance axis grid lines are 200m furlongs.

Disclaimer.

HRNZ and NZMTC and Thoroughbred Ratings Pty Ltd accepts no responsibility for the completeness or accuracy of any of the information contained herein, and makes no representations about its suitability for any particular purpose. Users should make their own judgements about those matters and/or seek independent advice. You assume all risks associated with use of the data provided on this page.



Race Results



July 25, 2025, Race 9, GALLAGHER INSURANCE WINTER REWARDS HANDICAP TROT, Distance 2600m, Addington - Survey 3200m

Result	TAB no.	Horse (Barrier)	2600 to	2400m to
11th	9	It's So Easy (8)	2400m	2200m
		Position in running (margin)	-	8(14.1)
		Sectional time (s)	18.51	16.19
		Cumulative time (s)	202.67	184.16
		Speed (m/s)	10.81	12.35
		Stride length (m)	5.43	5.42
		Stride duration (s)	0.453	0.438
		Stride efficiency (%)	46.12	45.82
		Stride count	36.81	36.93

Disclaimer.

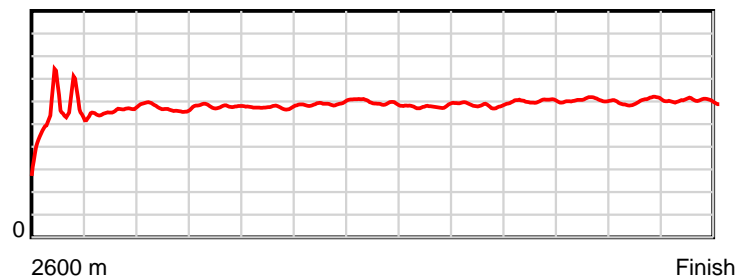
HRNZ and NZMTC and Thoroughbred Ratings Pty Ltd accepts no responsibility for the completeness or accuracy of any of the information contained herein, and makes no representations about its suitability for any particular purpose. Users should make their own judgements about those matters and/or seek independent advice. You assume all risks associated with use of the data provided on this page.

Race Results

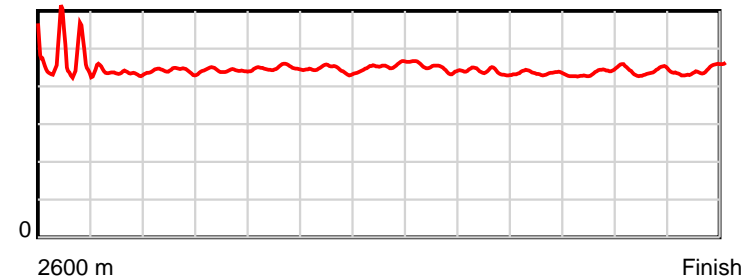
July 25, 2025, Race 9, GALLAGHER INSURANCE WINTER REWARDS HANDICAP TROT, Distance 2600m, Addington - Survey 3200m

Result	TAB no.	Horse (Barrier)	2200m to	2000m to	1800m to	1600m to	1400m to	1200m to	1000m to	800m to	600m to	400m to	200m to	Total or	Margin
11th	9	It's So Easy (8)	2000m	1800m	1600m	1400m	1200m	1000m	800m	600m	400m	200m	WP	Average	
		Position in running (margin)	13(19.9)	12(16.9)	12(13.9)	13(14.0)	13(12.6)	12(11.8)	12(12.4)	12(11.9)	12(11.6)	12(12.2)	13(12.7)		11.90
		Sectional time (s)	15.67	15.36	16.03	15.38	15.50	15.66	15.22	14.53	14.82	14.91	14.89		
		Cumulative time (s)	167.97	152.30	136.94	120.91	105.53	90.03	74.37	59.15	44.62	29.80	14.89	3:22.67	
		Speed (m/s)	12.76	13.02	12.48	13.00	12.90	12.77	13.14	13.76	13.50	13.41	13.43	12.83	
		Stride length (m)	5.63	5.76	5.60	5.78	5.88	5.72	5.76	5.99	5.93	5.88	5.97	5.74	
		Stride duration (s)	0.441	0.442	0.449	0.444	0.455	0.448	0.439	0.435	0.439	0.438	0.445	0.448	
		Stride efficiency (%)	49.60	51.80	49.03	52.12	53.95	51.14	51.93	56.04	54.86	53.94	55.76	51.55	
		Stride count	35.50	34.74	35.70	34.63	34.04	34.96	34.70	33.40	33.75	34.04	33.48	452.68	

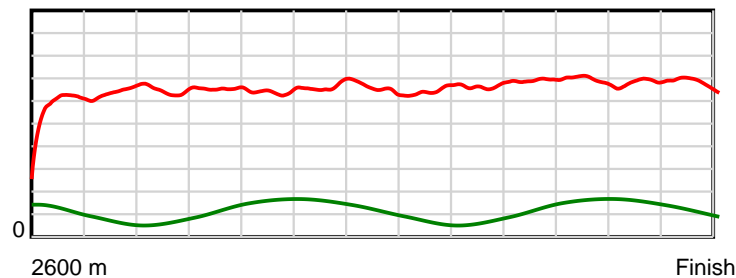
10 m Stride length



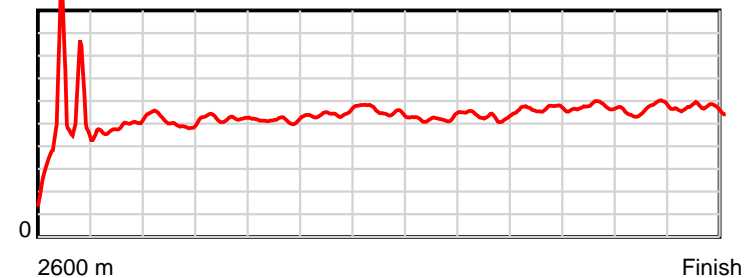
0.6 s Stride duration



20 m/sec Speed



100 % Stride efficiency



Note: Horizontal distance axis grid lines are 200m furlongs.

Disclaimer.

HRNZ and NZMTC and Thoroughbred Ratings Pty Ltd accepts no responsibility for the completeness or accuracy of any of the information contained herein, and makes no representations about its suitability for any particular purpose. Users should make their own judgements about those matters and/or seek independent advice. You assume all risks associated with use of the data provided on this page.



Race Results



July 25, 2025, Race 9, GALLAGHER INSURANCE WINTER REWARDS HANDICAP TROT, Distance 2600m, Addington - Survey 3200m

Result	TAB no.	Horse (Barrier)	2600 to	2400m to
12th	10	Bullit Train (10)	2400m	2200m
		Position in running (margin)	-	10(14.7)
		Sectional time (s)	18.69	15.43
		Cumulative time (s)	202.72	184.03
		Speed (m/s)	10.70	12.96
		Stride length (m)	5.71	6.03
		Stride duration (s)	0.466	0.466
		Stride efficiency (%)	50.98	56.91
		Stride count	35.02	33.14

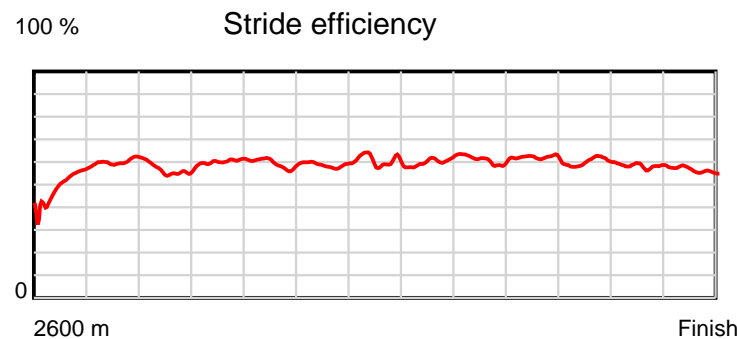
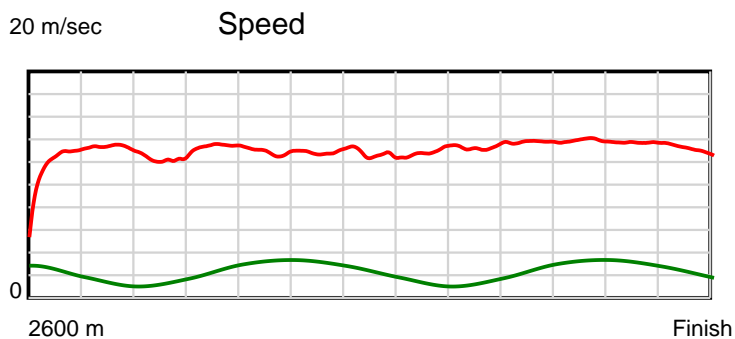
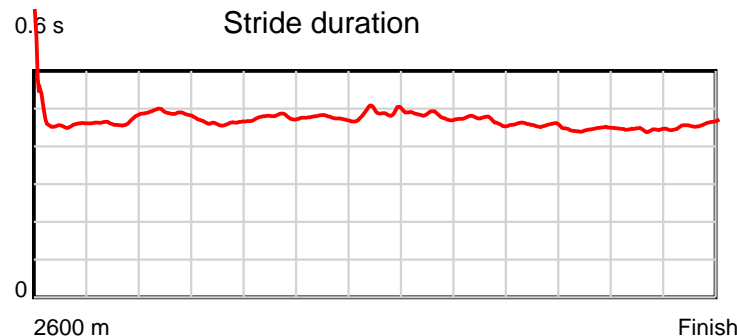
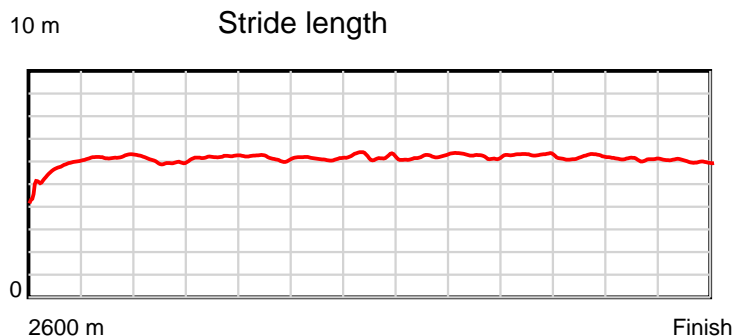
Disclaimer.

HRNZ and NZMTC and Thoroughbred Ratings Pty Ltd accepts no responsibility for the completeness or accuracy of any of the information contained herein, and makes no representations about its suitability for any particular purpose. Users should make their own judgements about those matters and/or seek independent advice. You assume all risks associated with use of the data provided on this page.

Race Results

July 25, 2025, Race 9, GALLAGHER INSURANCE WINTER REWARDS HANDICAP TROT, Distance 2600m, Addington - Survey 3200m

Result	TAB no.	Horse (Barrier)	2200m to	2000m to	1800m to	1600m to	1400m to	1200m to	1000m to	800m to	600m to	400m to	200m to	Total or	Margin
12th	10	Bullit Train (10)	2000m	1800m	1600m	1400m	1200m	1000m	800m	600m	400m	200m	WP	Average	
		Position in running (margin)	9(15.9)	13(19.4)	13(14.1)	12(12.5)	12(12.1)	13(13.1)	13(14.4)	13(14.4)	13(14.3)	13(12.7)	12(10.8)		12.20
		Sectional time (s)	16.76	14.98	15.74	15.54	15.81	15.78	15.30	14.56	14.45	14.52	15.16		
		Cumulative time (s)	168.60	151.84	136.86	121.12	105.58	89.77	73.99	58.69	44.13	29.68	15.16	3:22.72	
		Speed (m/s)	11.93	13.35	12.71	12.87	12.65	12.67	13.07	13.74	13.84	13.77	13.19	12.83	
		Stride length (m)	5.83	6.18	6.07	6.12	6.21	6.10	6.13	6.27	6.16	6.12	6.05	6.07	
		Stride duration (s)	0.489	0.463	0.478	0.476	0.491	0.481	0.469	0.457	0.445	0.444	0.458	0.473	
		Stride efficiency (%)	53.17	59.62	57.52	58.61	60.18	58.15	58.68	61.46	59.38	58.58	57.14	57.61	
		Stride count	34.29	32.38	32.97	32.66	32.23	32.79	32.64	31.89	32.44	32.67	33.08	428.20	



Note: Horizontal distance axis grid lines are 200m furlongs.

Disclaimer.

HRNZ and NZMTC and Thoroughbred Ratings Pty Ltd accepts no responsibility for the completeness or accuracy of any of the information contained herein, and makes no representations about its suitability for any particular purpose. Users should make their own judgements about those matters and/or seek independent advice. You assume all risks associated with use of the data provided on this page.



Race Results



July 25, 2025, Race 9, GALLAGHER INSURANCE WINTER REWARDS HANDICAP TROT, Distance 2600m, Addington - Survey 3200m

Result	TAB no.	Horse (Barrier)	2600 to	2400m to
13th	5	Jaccka Baylis (12)	2400m	2200m
		Position in running (margin)	-	5(8.3)
		Sectional time (s)	17.43	15.30
		Cumulative time (s)	203.01	185.58
		Speed (m/s)	11.48	13.07
		Stride length (m)	5.50	6.00
		Stride duration (s)	0.463	0.459
		Stride efficiency (%)	47.35	56.20
		Stride count	36.33	33.35

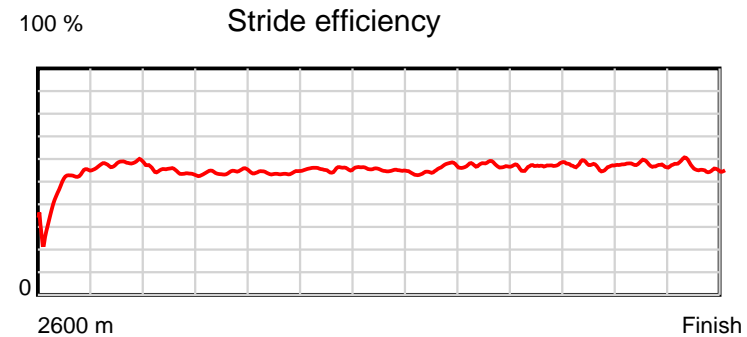
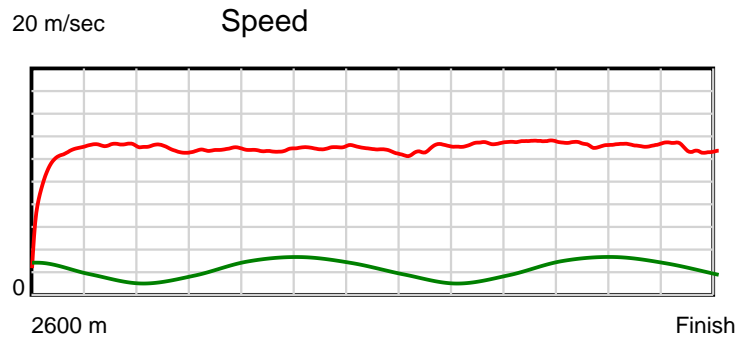
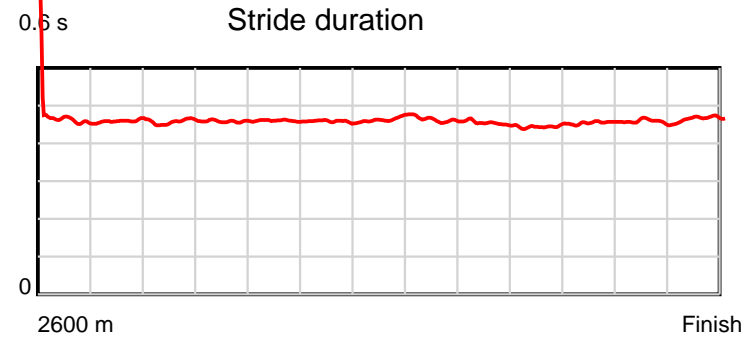
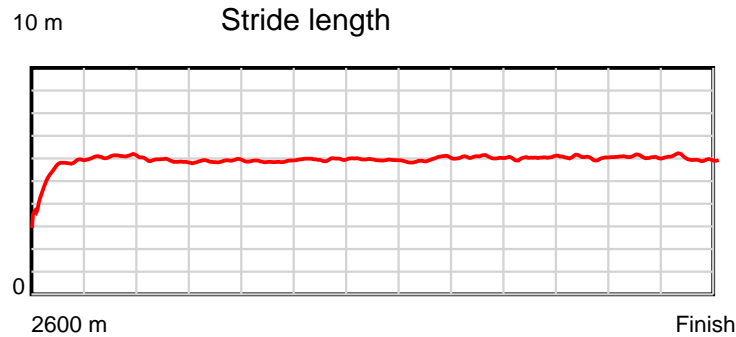
Disclaimer.

HRNZ and NZMTC and Thoroughbred Ratings Pty Ltd accepts no responsibility for the completeness or accuracy of any of the information contained herein, and makes no representations about its suitability for any particular purpose. Users should make their own judgements about those matters and/or seek independent advice. You assume all risks associated with use of the data provided on this page.

Race Results

July 25, 2025, Race 9, GALLAGHER INSURANCE WINTER REWARDS HANDICAP TROT, Distance 2600m, Addington - Survey 3200m

Result	TAB no.	Horse (Barrier)	2200m to	2000m to	1800m to	1600m to	1400m to	1200m to	1000m to	800m to	600m to	400m to	200m to	Total or	Margin
13th	5	Jaccka Baylis (12)	2000m	1800m	1600m	1400m	1200m	1000m	800m	600m	400m	200m	WP	Average	
		Position in running (margin)	5(8.8)	4(6.2)	4(4.0)	3(3.6)	4(4.1)	4(3.6)	4(4.3)	5(4.0)	5(4.2)	9(7.9)	11(10.7)		13.80
		Sectional time (s)	15.75	15.49	15.94	15.71	15.56	15.66	15.25	14.61	15.34	15.29	15.68		
		Cumulative time (s)	170.28	154.53	139.04	123.10	107.39	91.83	76.17	60.92	46.31	30.97	15.68	3:23.01	
		Speed (m/s)	12.70	12.91	12.55	12.73	12.85	12.77	13.11	13.69	13.04	13.08	12.76	12.81	
		Stride length (m)	5.81	5.92	5.77	5.84	5.97	5.91	5.95	6.08	5.93	5.98	5.96	5.89	
		Stride duration (s)	0.458	0.459	0.460	0.458	0.465	0.463	0.454	0.444	0.455	0.457	0.467	0.460	
		Stride efficiency (%)	52.79	54.82	52.07	53.23	55.70	54.51	55.37	57.77	54.88	55.87	55.60	54.23	
		Stride count	34.41	33.77	34.65	34.27	33.50	33.86	33.60	32.89	33.75	33.45	33.53	441.36	



Note: Horizontal distance axis grid lines are 200m furlongs.

Disclaimer.

HRNZ and NZMTC and Thoroughbred Ratings Pty Ltd accepts no responsibility for the completeness or accuracy of any of the information contained herein, and makes no representations about its suitability for any particular purpose. Users should make their own judgements about those matters and/or seek independent advice. You assume all risks associated with use of the data provided on this page.



Race Results



July 25, 2025, Race 10, AVON CITY FORD WINTER REWARDS MOBILE PACE, Distance 2600m, Addington - Survey 3200m

Result	TAB no.	Horse (Barrier)	2600 to	2400m to
1st	1	Carbon (1)	2400m	2200m
		Position in running (margin)	-	1(0.0)
		Sectional time (s)	13.22	14.38
		Cumulative time (s)	192.55	179.33
		Speed (m/s)	15.13	13.91
		Stride length (m)	6.32	6.21
		Stride duration (s)	0.412	0.447
		Stride efficiency (%)	62.51	60.29
		Stride count	31.62	32.20

Disclaimer.

HRNZ and NZMTC and Thoroughbred Ratings Pty Ltd accepts no responsibility for the completeness or accuracy of any of the information contained herein, and makes no representations about its suitability for any particular purpose. Users should make their own judgements about those matters and/or seek independent advice. You assume all risks associated with use of the data provided on this page.



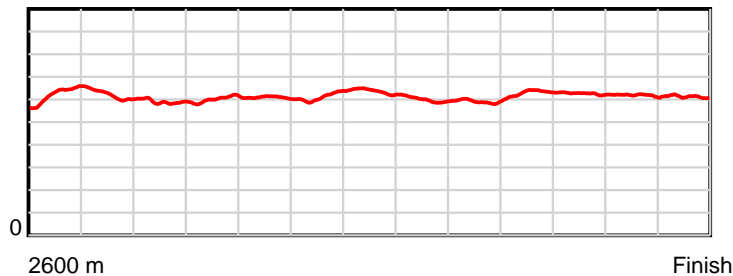
Race Results



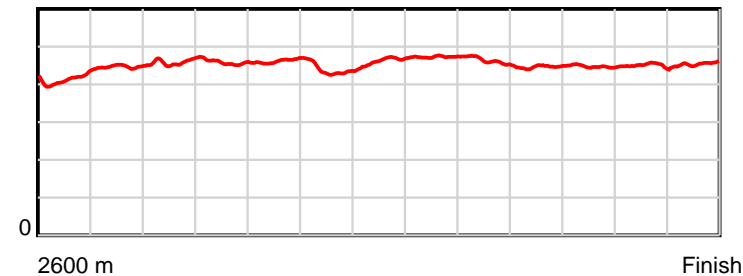
July 25, 2025, Race 10, AVON CITY FORD WINTER REWARDS MOBILE PACE, Distance 2600m, Addington - Survey 3200m

Result	TAB no.	Horse (Barrier)	2200m to	2000m to	1800m to	1600m to	1400m to	1200m to	1000m to	800m to	600m to	400m to	200m to	Total or	Margin
1st	1	Carbon (1)	2000m	1800m	1600m	1400m	1200m	1000m	800m	600m	400m	200m	WP	Average	
		Position in running (margin)	2(0.2)	2(1.7)	2(1.4)	2(2.1)	3(2.6)	2(2.3)	2(1.4)	3(1.7)	4(1.5)	3(2.2)	2(1.3)		0.00
		Sectional time (s)	15.58	15.27	15.40	14.49	14.53	15.79	15.70	14.16	14.41	14.65	14.97		
		Cumulative time (s)	164.95	149.37	134.10	118.70	104.21	89.68	73.89	58.19	44.03	29.62	14.97	3:12.55	
		Speed (m/s)	12.84	13.10	12.99	13.80	13.76	12.67	12.74	14.12	13.88	13.65	13.36	13.50	
		Stride length (m)	5.89	6.02	6.00	6.06	6.35	5.99	5.90	6.30	6.21	6.14	6.08	6.11	
		Stride duration (s)	0.459	0.459	0.462	0.439	0.462	0.473	0.463	0.446	0.448	0.450	0.455	0.453	
		Stride efficiency (%)	54.14	56.55	56.18	57.45	63.10	56.09	54.41	62.06	60.33	58.95	57.83	58.35	
		Stride count	33.98	33.25	33.35	32.98	31.47	33.38	33.90	31.74	32.19	32.56	32.88	425.50	

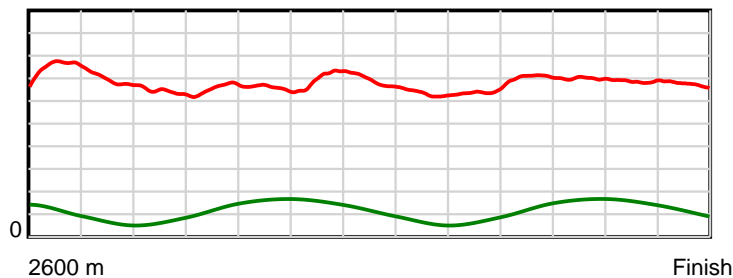
10 m Stride length



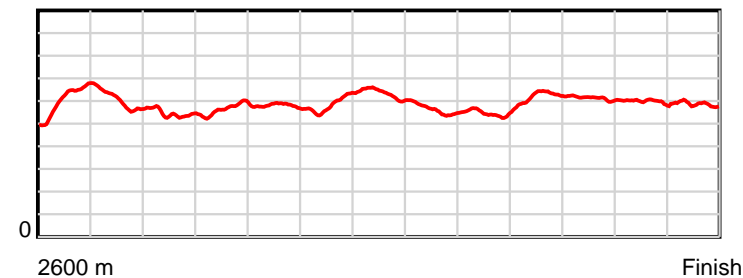
0.6 s Stride duration



20 m/sec Speed



100 % Stride efficiency



Note: Horizontal distance axis grid lines are 200m furlongs.

Disclaimer.

HRNZ and NZMTC and Thoroughbred Ratings Pty Ltd accepts no responsibility for the completeness or accuracy of any of the information contained herein, and makes no representations about its suitability for any particular purpose. Users should make their own judgements about those matters and/or seek independent advice. You assume all risks associated with use of the data provided on this page.



Race Results



July 25, 2025, Race 10, AVON CITY FORD WINTER REWARDS MOBILE PACE, Distance 2600m, Addington - Survey 3200m

Result	TAB no.	Horse (Barrier)	2600 to	2400m to
2nd	8	Action Major (8)	2400m	2200m
		Position in running (margin)	-	3(0.8)
		Sectional time (s)	13.40	14.21
		Cumulative time (s)	192.67	179.27
		Speed (m/s)	14.92	14.07
		Stride length (m)	6.08	5.87
		Stride duration (s)	0.402	0.417
		Stride efficiency (%)	57.80	53.93
		Stride count	32.89	34.04

Disclaimer.

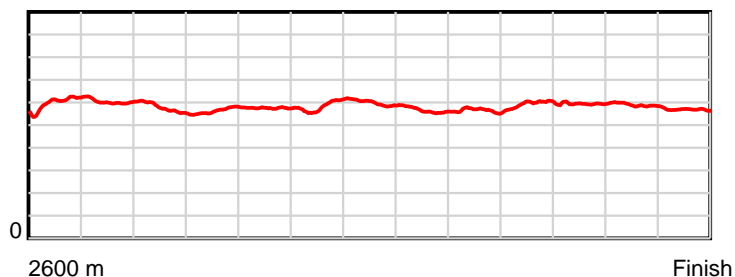
HRNZ and NZMTC and Thoroughbred Ratings Pty Ltd accepts no responsibility for the completeness or accuracy of any of the information contained herein, and makes no representations about its suitability for any particular purpose. Users should make their own judgements about those matters and/or seek independent advice. You assume all risks associated with use of the data provided on this page.

Race Results

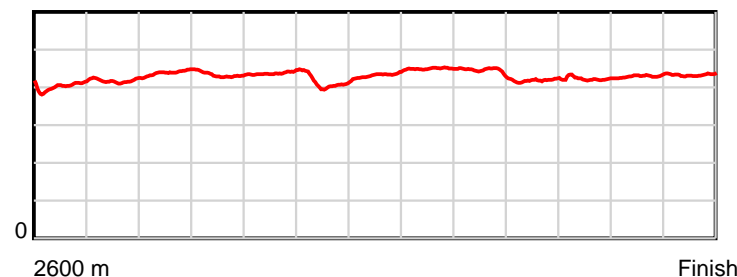
July 25, 2025, Race 10, AVON CITY FORD WINTER REWARDS MOBILE PACE, Distance 2600m, Addington - Survey 3200m

Result	TAB no.	Horse (Barrier)	2200m to	2000m to	1800m to	1600m to	1400m to	1200m to	1000m to	800m to	600m to	400m to	200m to	Total or	Margin
2nd	8	Action Major (8)	2000m	1800m	1600m	1400m	1200m	1000m	800m	600m	400m	200m	WP	Average	
		Position in running (margin)	1(0.0)	1(0.0)	1(0.0)	1(0.0)	1(0.0)	1(0.0)	1(0.0)	1(0.0)	1(0.0)	1(0.0)	1(0.0)		0.70
		Sectional time (s)	15.34	15.31	15.28	14.42	14.57	15.93	15.66	14.18	14.29	14.81	15.27		
		Cumulative time (s)	165.06	149.72	134.41	119.13	104.71	90.14	74.21	58.55	44.37	30.08	15.27	3:12.67	
		Speed (m/s)	13.04	13.06	13.09	13.87	13.73	12.55	12.77	14.10	14.00	13.50	13.10	13.49	
		Stride length (m)	5.72	5.66	5.73	5.74	5.94	5.64	5.68	5.90	5.89	5.81	5.68	5.79	
		Stride duration (s)	0.439	0.433	0.438	0.414	0.433	0.449	0.444	0.418	0.421	0.430	0.433	0.429	
		Stride efficiency (%)	51.22	49.99	51.29	51.40	55.20	49.75	50.33	54.35	54.25	52.66	50.34	52.43	
		Stride count	34.93	35.36	34.91	34.87	33.65	35.45	35.24	33.91	33.94	34.45	35.24	448.88	

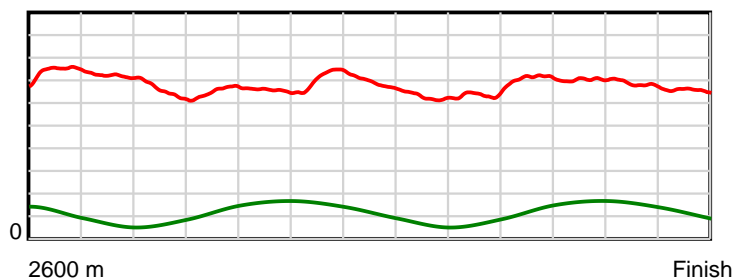
10 m Stride length



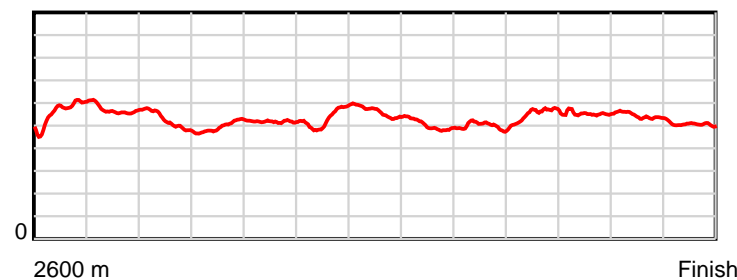
0.6 s Stride duration



20 m/sec Speed



100 % Stride efficiency



Note: Horizontal distance axis grid lines are 200m furlongs.

Disclaimer.

HRNZ and NZMTC and Thoroughbred Ratings Pty Ltd accepts no responsibility for the completeness or accuracy of any of the information contained herein, and makes no representations about its suitability for any particular purpose. Users should make their own judgements about those matters and/or seek independent advice. You assume all risks associated with use of the data provided on this page.



Race Results



July 25, 2025, Race 10, AVON CITY FORD WINTER REWARDS MOBILE PACE, Distance 2600m, Addington - Survey 3200m

Result	TAB no.	Horse (Barrier)	2600 to	2400m to
3rd	2	Jukebox Gypsy (2)	2400m	2200m
		Position in running (margin)	-	5(2.8)
		Sectional time (s)	13.82	14.64
		Cumulative time (s)	192.97	179.15
		Speed (m/s)	14.47	13.66
		Stride length (m)	6.14	6.01
		Stride duration (s)	0.412	0.440
		Stride efficiency (%)	58.84	56.46
		Stride count	32.59	33.27

Disclaimer.

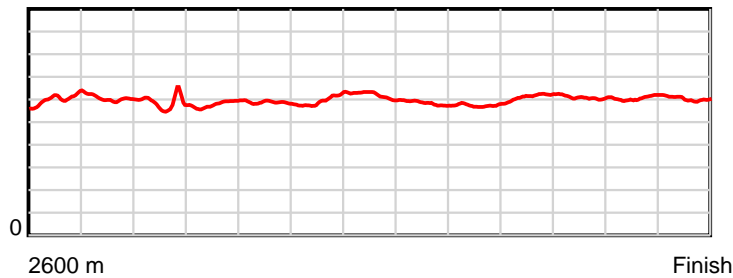
HRNZ and NZMTC and Thoroughbred Ratings Pty Ltd accepts no responsibility for the completeness or accuracy of any of the information contained herein, and makes no representations about its suitability for any particular purpose. Users should make their own judgements about those matters and/or seek independent advice. You assume all risks associated with use of the data provided on this page.

Race Results

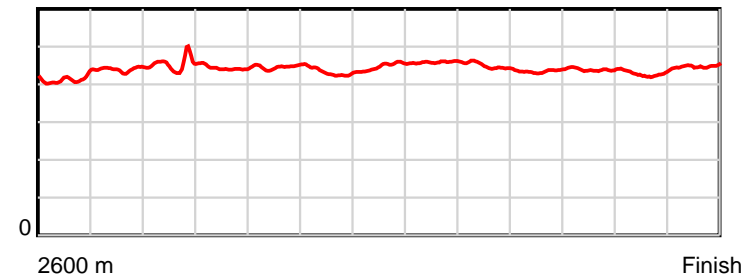
July 25, 2025, Race 10, AVON CITY FORD WINTER REWARDS MOBILE PACE, Distance 2600m, Addington - Survey 3200m

Result	TAB no.	Horse (Barrier)	2200m to	2000m to	1800m to	1600m to	1400m to	1200m to	1000m to	800m to	600m to	400m to	200m to	Total or	Margin
3rd	2	Jukebox Gypsy (2)	2000m	1800m	1600m	1400m	1200m	1000m	800m	600m	400m	200m	WP	Average	
		Position in running (margin)	4(4.6)	4(5.5)	7(5.2)	7(5.9)	7(6.9)	7(6.6)	6(5.3)	8(5.3)	10(5.2)	6(6.6)	4(3.8)		2.30
		Sectional time (s)	15.49	15.26	15.40	14.59	14.52	15.72	15.65	14.16	14.53	14.35	14.84		
		Cumulative time (s)	164.51	149.02	133.76	118.36	103.77	89.25	73.53	57.88	43.72	29.19	14.84	3:12.97	
		Speed (m/s)	12.91	13.11	12.99	13.71	13.77	12.72	12.78	14.12	13.76	13.94	13.48	13.47	
		Stride length (m)	5.84	5.81	5.80	5.94	6.17	5.83	5.74	6.14	6.04	5.97	6.04	5.96	
		Stride duration (s)	0.452	0.444	0.446	0.433	0.448	0.459	0.449	0.435	0.439	0.428	0.448	0.442	
		Stride efficiency (%)	53.23	52.78	52.49	55.05	59.47	53.20	51.45	58.86	57.09	55.68	57.06	55.42	
		Stride count	34.27	34.41	34.51	33.70	32.42	34.28	34.85	32.59	33.09	33.50	33.10	436.58	

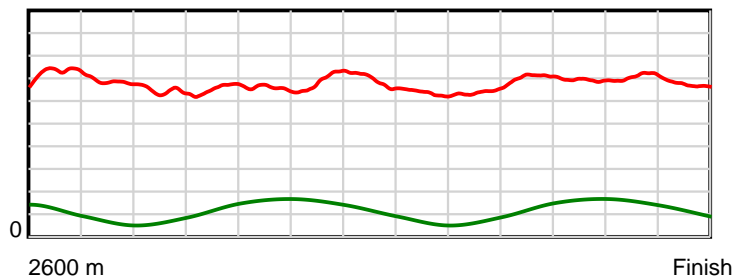
10 m Stride length



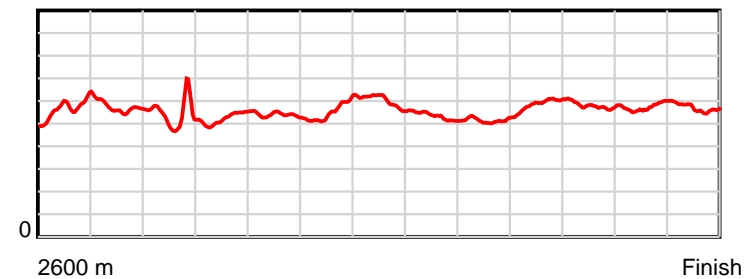
0.6 s Stride duration



20 m/sec Speed



100 % Stride efficiency



Note: Horizontal distance axis grid lines are 200m furlongs.

Disclaimer.

HRNZ and NZMTC and Thoroughbred Ratings Pty Ltd accepts no responsibility for the completeness or accuracy of any of the information contained herein, and makes no representations about its suitability for any particular purpose. Users should make their own judgements about those matters and/or seek independent advice. You assume all risks associated with use of the data provided on this page.



Race Results



July 25, 2025, Race 10, AVON CITY FORD WINTER REWARDS MOBILE PACE, Distance 2600m, Addington - Survey 3200m

Result	TAB no.	Horse (Barrier)	2600 to	2400m to
4th	12	Almighty Cleve... (12)	2400m	2200m
		Position in running (margin)	-	11(6.8)
		Sectional time (s)	14.48	14.35
		Cumulative time (s)	193.15	178.67
		Speed (m/s)	13.81	13.94
		Stride length (m)	6.05	6.00
		Stride duration (s)	0.418	0.430
		Stride efficiency (%)	57.28	56.18
		Stride count	33.03	33.36

Disclaimer.

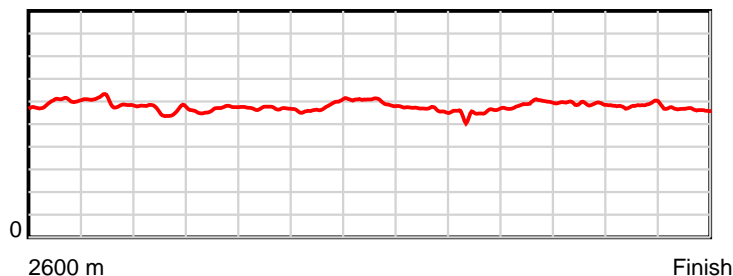
HRNZ and NZMTC and Thoroughbred Ratings Pty Ltd accepts no responsibility for the completeness or accuracy of any of the information contained herein, and makes no representations about its suitability for any particular purpose. Users should make their own judgements about those matters and/or seek independent advice. You assume all risks associated with use of the data provided on this page.

Race Results

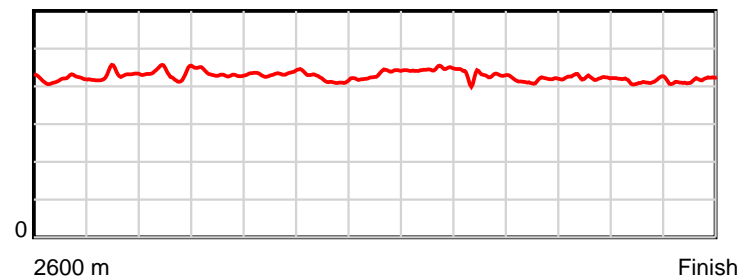
July 25, 2025, Race 10, AVON CITY FORD WINTER REWARDS MOBILE PACE, Distance 2600m, Addington - Survey 3200m

Result	TAB no.	Horse (Barrier)	2200m to	2000m to	1800m to	1600m to	1400m to	1200m to	1000m to	800m to	600m to	400m to	200m to	Total or	Margin
4th	12	Almighty Cleve... (12)	2000m	1800m	1600m	1400m	1200m	1000m	800m	600m	400m	200m	WP	Average	
		Position in running (margin)	7(6.8)	7(7.3)	10(7.4)	9(7.5)	9(9.2)	9(8.5)	8(7.3)	11(7.1)	14(7.0)	10(8.4)	7(5.8)		3.30
		Sectional time (s)	15.43	15.32	15.29	14.71	14.44	15.74	15.63	14.16	14.52	14.37	14.71		
		Cumulative time (s)	164.32	148.89	133.57	118.28	103.57	89.13	73.39	57.76	43.60	29.08	14.71	3:13.15	
		Speed (m/s)	12.96	13.05	13.08	13.60	13.85	12.71	12.80	14.12	13.77	13.92	13.60	13.46	
		Stride length (m)	5.65	5.66	5.67	5.72	5.98	5.66	5.48	5.88	5.83	5.77	5.65	5.76	
		Stride duration (s)	0.436	0.433	0.434	0.421	0.432	0.445	0.428	0.416	0.424	0.415	0.416	0.428	
		Stride efficiency (%)	49.85	50.04	50.26	51.14	55.91	50.02	46.94	53.94	53.16	52.01	49.88	51.92	
		Stride count	35.41	35.34	35.27	34.96	33.44	35.35	36.49	34.04	34.29	34.67	35.40	451.05	

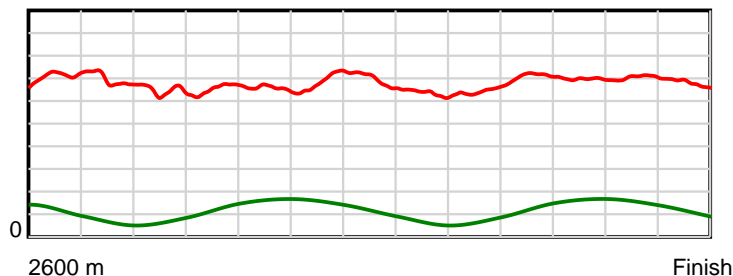
10 m Stride length



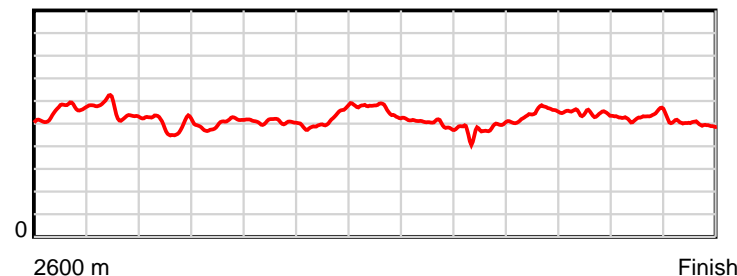
0.6 s Stride duration



20 m/sec Speed



100 % Stride efficiency



Note: Horizontal distance axis grid lines are 200m furlongs.

Disclaimer.

HRNZ and NZMTC and Thoroughbred Ratings Pty Ltd accepts no responsibility for the completeness or accuracy of any of the information contained herein, and makes no representations about its suitability for any particular purpose. Users should make their own judgements about those matters and/or seek independent advice. You assume all risks associated with use of the data provided on this page.



Race Results



July 25, 2025, Race 10, AVON CITY FORD WINTER REWARDS MOBILE PACE, Distance 2600m, Addington - Survey 3200m

Result	TAB no.	Horse (Barrier)	2600 to	2400m to
5th	5	Santanna Mach (5)	2400m	2200m
		Position in running (margin)	-	10(5.1)
		Sectional time (s)	14.20	15.28
		Cumulative time (s)	193.23	179.03
		Speed (m/s)	14.08	13.09
		Stride length (m)	6.50	6.09
		Stride duration (s)	0.452	0.465
		Stride efficiency (%)	66.02	57.95
		Stride count	30.77	32.84

Disclaimer.

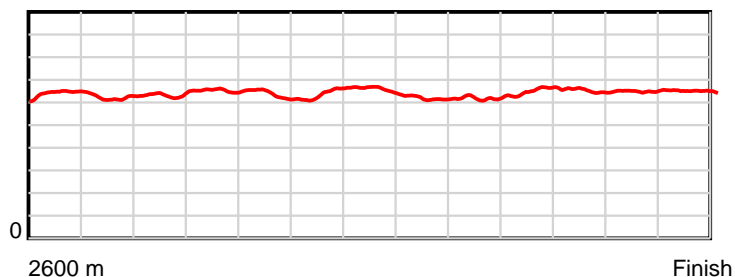
HRNZ and NZMTC and Thoroughbred Ratings Pty Ltd accepts no responsibility for the completeness or accuracy of any of the information contained herein, and makes no representations about its suitability for any particular purpose. Users should make their own judgements about those matters and/or seek independent advice. You assume all risks associated with use of the data provided on this page.

Race Results

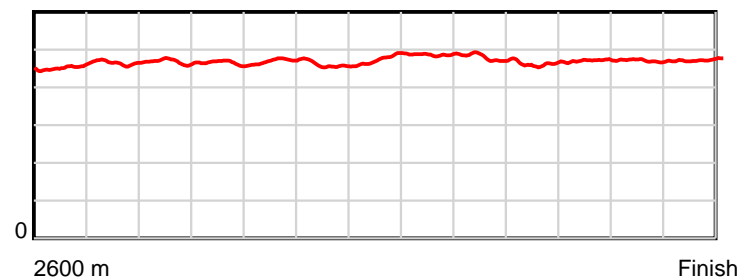
July 25, 2025, Race 10, AVON CITY FORD WINTER REWARDS MOBILE PACE, Distance 2600m, Addington - Survey 3200m

Result	TAB no.	Horse (Barrier)	2200m to	2000m to	1800m to	1600m to	1400m to	1200m to	1000m to	800m to	600m to	400m to	200m to	Total or	Margin
5th	5	Santanna Mach (5)	2000m	1800m	1600m	1400m	1200m	1000m	800m	600m	400m	200m	WP	Average	
		Position in running (margin)	11(10.7)	10(10.0)	4(3.8)	4(2.8)	4(4.4)	4(4.3)	5(4.3)	7(4.1)	8(4.0)	8(6.8)	8(7.0)		3.80
		Sectional time (s)	15.23	14.27	15.12	14.68	14.56	15.94	15.62	14.16	14.76	14.85	14.56		
		Cumulative time (s)	163.75	148.52	134.25	119.13	104.45	89.89	73.95	58.33	44.17	29.41	14.56	3:13.23	
		Speed (m/s)	13.13	14.02	13.23	13.62	13.74	12.55	12.80	14.12	13.55	13.47	13.74	13.46	
		Stride length (m)	6.15	6.51	6.22	6.25	6.56	6.10	6.13	6.51	6.39	6.33	6.50	6.32	
		Stride duration (s)	0.468	0.465	0.471	0.459	0.477	0.486	0.479	0.461	0.472	0.470	0.473	0.470	
		Stride efficiency (%)	59.03	66.28	60.51	61.10	67.16	58.22	58.72	66.21	63.86	62.67	65.92	62.45	
		Stride count	32.54	30.71	32.14	31.98	30.51	32.77	32.63	30.72	31.29	31.58	30.79	411.27	

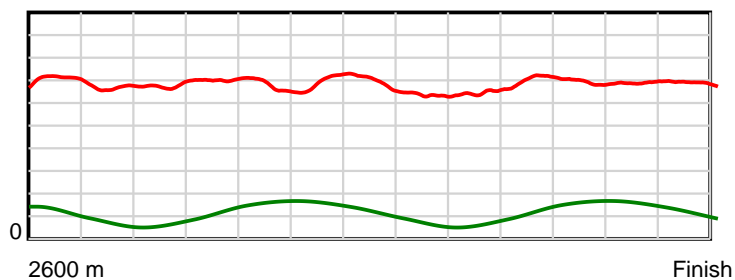
10 m Stride length



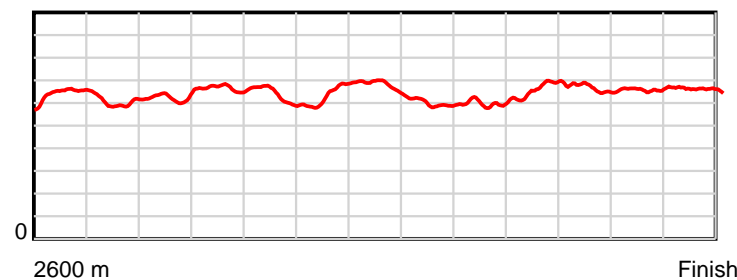
0.6 s Stride duration



20 m/sec Speed



100 % Stride efficiency



Note: Horizontal distance axis grid lines are 200m furlongs.

Disclaimer.

HRNZ and NZMTC and Thoroughbred Ratings Pty Ltd accepts no responsibility for the completeness or accuracy of any of the information contained herein, and makes no representations about its suitability for any particular purpose. Users should make their own judgements about those matters and/or seek independent advice. You assume all risks associated with use of the data provided on this page.



Race Results



July 25, 2025, Race 10, AVON CITY FORD WINTER REWARDS MOBILE PACE, Distance 2600m, Addington - Survey 3200m

Result	TAB no.	Horse (Barrier)	2600 to	2400m to
6th	6	Super Fund (6)	2400m	2200m
		Position in running (margin)	-	7(3.1)
		Sectional time (s)	13.84	14.91
		Cumulative time (s)	193.33	179.49
		Speed (m/s)	14.45	13.41
		Stride length (m)	6.83	6.60
		Stride duration (s)	0.463	0.492
		Stride efficiency (%)	72.97	68.14
		Stride count	29.27	30.29

Disclaimer.

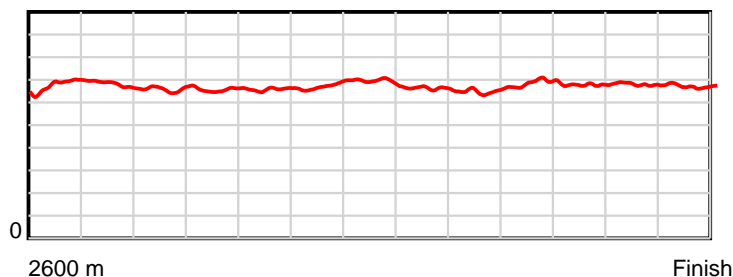
HRNZ and NZMTC and Thoroughbred Ratings Pty Ltd accepts no responsibility for the completeness or accuracy of any of the information contained herein, and makes no representations about its suitability for any particular purpose. Users should make their own judgements about those matters and/or seek independent advice. You assume all risks associated with use of the data provided on this page.

Race Results

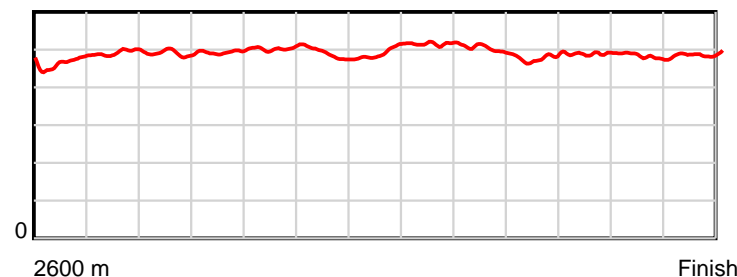
July 25, 2025, Race 10, AVON CITY FORD WINTER REWARDS MOBILE PACE, Distance 2600m, Addington - Survey 3200m

Result	TAB no.	Horse (Barrier)	2200m to	2000m to	1800m to	1600m to	1400m to	1200m to	1000m to	800m to	600m to	400m to	200m to	Total or	Margin
6th	6	Super Fund (6)	2000m	1800m	1600m	1400m	1200m	1000m	800m	600m	400m	200m	WP	Average	
		Position in running (margin)	6(6.5)	5(6.0)	6(4.6)	8(6.5)	8(8.6)	8(7.9)	9(8.4)	12(7.7)	12(6.7)	11(9.5)	9(7.6)		4.30
		Sectional time (s)	15.25	15.07	15.61	14.77	14.45	16.02	15.54	14.02	14.75	14.50	14.60		
		Cumulative time (s)	164.58	149.33	134.26	118.65	103.88	89.43	73.41	57.87	43.85	29.10	14.60	3:13.33	
		Speed (m/s)	13.11	13.27	12.81	13.54	13.84	12.48	12.87	14.27	13.56	13.79	13.70	13.45	
		Stride length (m)	6.43	6.55	6.46	6.60	6.86	6.43	6.44	6.83	6.62	6.65	6.69	6.61	
		Stride duration (s)	0.490	0.494	0.504	0.487	0.496	0.515	0.500	0.479	0.489	0.482	0.489	0.492	
		Stride efficiency (%)	64.62	67.04	65.14	68.02	73.58	64.58	64.83	72.86	68.55	69.09	70.02	68.30	
		Stride count	31.10	30.54	30.98	30.32	29.15	31.11	31.05	29.29	30.20	30.08	29.88	393.26	

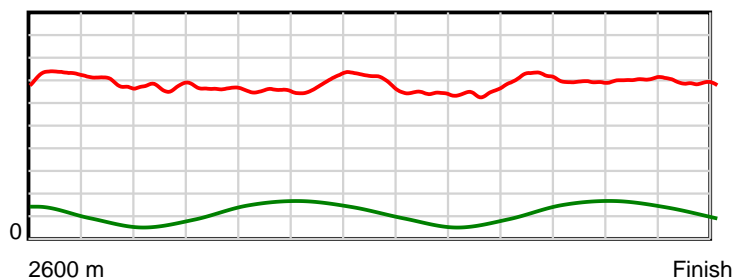
10 m Stride length



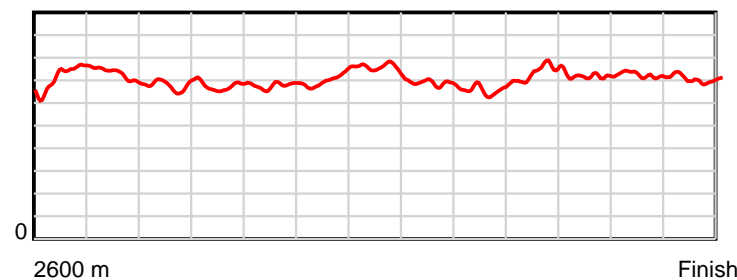
0.6 s Stride duration



20 m/sec Speed



100 % Stride efficiency



Note: Horizontal distance axis grid lines are 200m furlongs.

Disclaimer.

HRNZ and NZMTC and Thoroughbred Ratings Pty Ltd accepts no responsibility for the completeness or accuracy of any of the information contained herein, and makes no representations about its suitability for any particular purpose. Users should make their own judgements about those matters and/or seek independent advice. You assume all risks associated with use of the data provided on this page.



Race Results



July 25, 2025, Race 10, AVON CITY FORD WINTER REWARDS MOBILE PACE, Distance 2600m, Addington - Survey 3200m

Result	TAB no.	Horse (Barrier)	2600 to	2400m to
7th	10	Toby Tom B (10)	2400m	2200m
		Position in running (margin)	-	6(2.9)
		Sectional time (s)	13.67	14.30
		Cumulative time (s)	193.48	179.81
		Speed (m/s)	14.63	13.99
		Stride length (m)	6.24	6.40
		Stride duration (s)	0.409	0.457
		Stride efficiency (%)	60.81	64.00
		Stride count	32.06	31.25

Disclaimer.

HRNZ and NZMTC and Thoroughbred Ratings Pty Ltd accepts no responsibility for the completeness or accuracy of any of the information contained herein, and makes no representations about its suitability for any particular purpose. Users should make their own judgements about those matters and/or seek independent advice. You assume all risks associated with use of the data provided on this page.



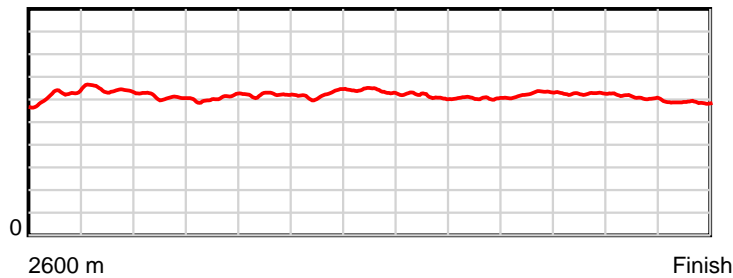
Race Results



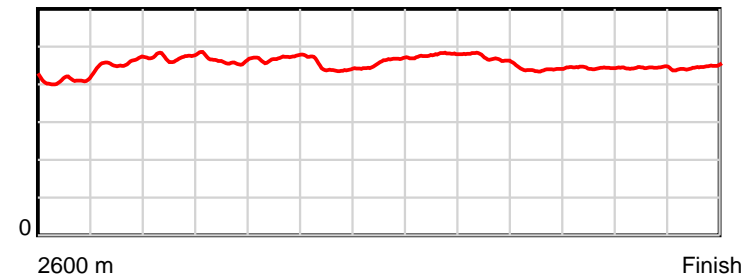
July 25, 2025, Race 10, AVON CITY FORD WINTER REWARDS MOBILE PACE, Distance 2600m, Addington - Survey 3200m

Result	TAB no.	Horse (Barrier)	2200m to	2000m to	1800m to	1600m to	1400m to	1200m to	1000m to	800m to	600m to	400m to	200m to	Total or	Margin
7th	10	Toby Tom B (10)	2000m	1800m	1600m	1400m	1200m	1000m	800m	600m	400m	200m	WP	Average	
		Position in running (margin)	3(2.7)	3(4.4)	5(4.1)	6(4.7)	5(5.3)	5(4.4)	4(3.4)	6(4.0)	7(3.8)	5(5.8)	6(4.8)		5.20
		Sectional time (s)	15.63	15.27	15.38	14.52	14.43	15.77	15.74	14.15	14.62	14.65	15.35		
		Cumulative time (s)	165.51	149.88	134.61	119.23	104.71	90.28	74.51	58.77	44.62	30.00	15.35	3:13.48	
		Speed (m/s)	12.80	13.10	13.00	13.77	13.86	12.68	12.71	14.13	13.68	13.65	13.03	13.44	
		Stride length (m)	6.04	6.07	6.11	6.16	6.35	6.06	5.98	6.21	6.07	6.06	5.82	6.12	
		Stride duration (s)	0.472	0.463	0.470	0.447	0.459	0.478	0.471	0.439	0.444	0.444	0.446	0.455	
		Stride efficiency (%)	57.09	57.57	58.39	59.27	63.10	57.38	55.89	60.20	57.52	57.40	52.85	58.48	
		Stride count	33.09	32.95	32.72	32.48	31.47	33.00	33.44	32.22	32.96	33.00	34.39	425.03	

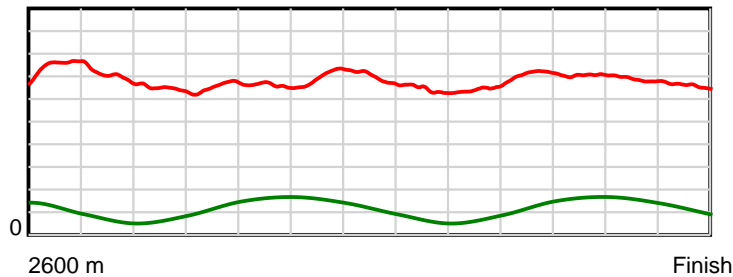
10 m Stride length



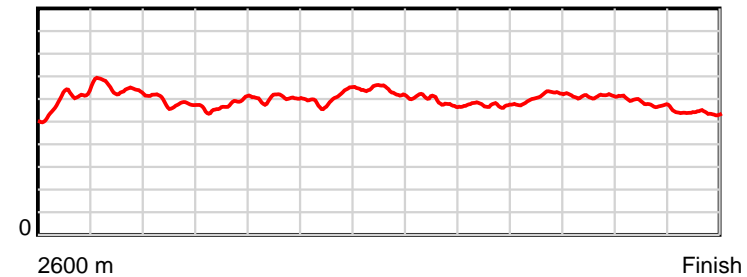
0.6 s Stride duration



20 m/sec Speed



100 % Stride efficiency



Note: Horizontal distance axis grid lines are 200m furlongs.

Disclaimer.

HRNZ and NZMTC and Thoroughbred Ratings Pty Ltd accepts no responsibility for the completeness or accuracy of any of the information contained herein, and makes no representations about its suitability for any particular purpose. Users should make their own judgements about those matters and/or seek independent advice. You assume all risks associated with use of the data provided on this page.



Race Results



July 25, 2025, Race 10, AVON CITY FORD WINTER REWARDS MOBILE PACE, Distance 2600m, Addington - Survey 3200m

Result	TAB no.	Horse (Barrier)	2600 to	2400m to
8th	7	Delightful Dre... (7)	2400m	2200m
		Position in running (margin)	-	14(8.3)
		Sectional time (s)	14.73	15.28
		Cumulative time (s)	193.57	178.84
		Speed (m/s)	13.58	13.09
		Stride length (m)	6.15	5.85
		Stride duration (s)	0.442	0.447
		Stride efficiency (%)	59.06	53.43
		Stride count	32.53	34.20

Disclaimer.

HRNZ and NZMTC and Thoroughbred Ratings Pty Ltd accepts no responsibility for the completeness or accuracy of any of the information contained herein, and makes no representations about its suitability for any particular purpose. Users should make their own judgements about those matters and/or seek independent advice. You assume all risks associated with use of the data provided on this page.

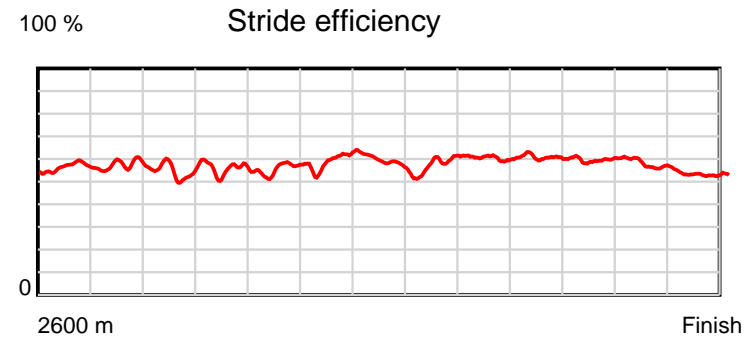
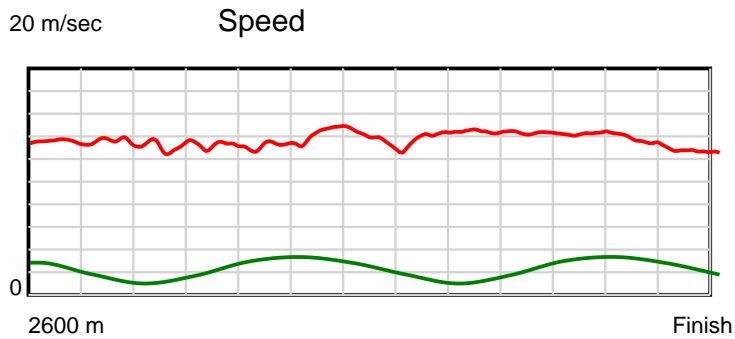
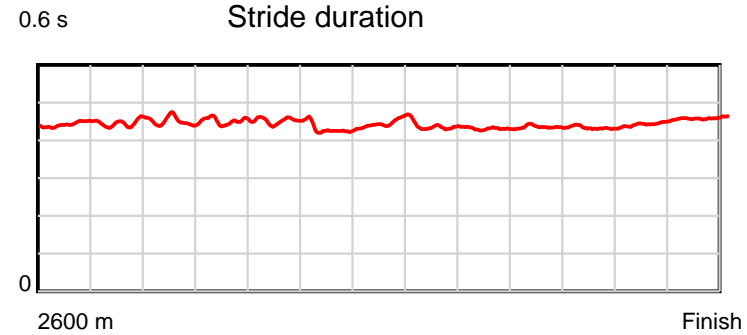
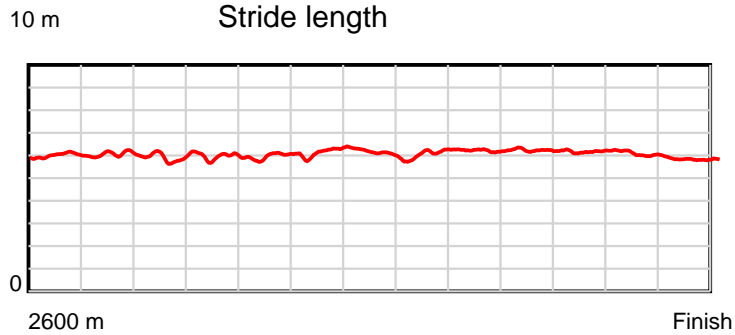


Race Results



July 25, 2025, Race 10, AVON CITY FORD WINTER REWARDS MOBILE PACE, Distance 2600m, Addington - Survey 3200m

Result	TAB no.	Horse (Barrier)	2200m to	2000m to	1800m to	1600m to	1400m to	1200m to	1000m to	800m to	600m to	400m to	200m to	Total or	Margin
8th	7	Delightful Dre... (7)	2000m	1800m	1600m	1400m	1200m	1000m	800m	600m	400m	200m	WP	Average	
		Position in running (margin)	14(13.9)	14(14.9)	14(14.1)	14(16.4)	14(15.9)	14(16.7)	10(9.4)	2(1.5)	2(0.3)	2(1.7)	3(2.8)		5.70
		Sectional time (s)	15.51	15.18	15.66	14.34	14.70	14.73	14.34	13.98	14.52	15.00	15.60		
		Cumulative time (s)	163.56	148.05	132.87	117.21	102.87	88.17	73.44	59.10	45.12	30.60	15.60	3:13.57	
		Speed (m/s)	12.89	13.18	12.77	13.95	13.61	13.58	13.95	14.31	13.77	13.33	12.82	13.43	
		Stride length (m)	5.81	5.95	5.78	5.98	6.11	5.90	6.00	6.23	5.97	5.96	5.89	5.96	
		Stride duration (s)	0.450	0.452	0.452	0.429	0.449	0.434	0.430	0.436	0.433	0.447	0.459	0.444	
		Stride efficiency (%)	52.66	55.40	52.16	55.95	58.28	54.39	56.28	60.73	55.65	55.43	54.15	55.58	
		Stride count	34.45	33.59	34.62	33.43	32.75	33.90	33.33	32.08	33.51	33.58	33.97	435.94	



Note: Horizontal distance axis grid lines are 200m furlongs.

Disclaimer.

HRNZ and NZMTC and Thoroughbred Ratings Pty Ltd accepts no responsibility for the completeness or accuracy of any of the information contained herein, and makes no representations about its suitability for any particular purpose. Users should make their own judgements about those matters and/or seek independent advice. You assume all risks associated with use of the data provided on this page.



Race Results



July 25, 2025, Race 10, AVON CITY FORD WINTER REWARDS MOBILE PACE, Distance 2600m, Addington - Survey 3200m

Result	TAB no.	Horse (Barrier)	2600 to	2400m to
9th	9	Rockingood (9)	2400m	2200m
		Position in running (margin)	-	8(3.6)
		Sectional time (s)	13.74	15.58
		Cumulative time (s)	193.65	179.91
		Speed (m/s)	14.56	12.84
		Stride length (m)	6.82	6.25
		Stride duration (s)	0.464	0.487
		Stride efficiency (%)	72.66	61.06
		Stride count	29.33	32.00

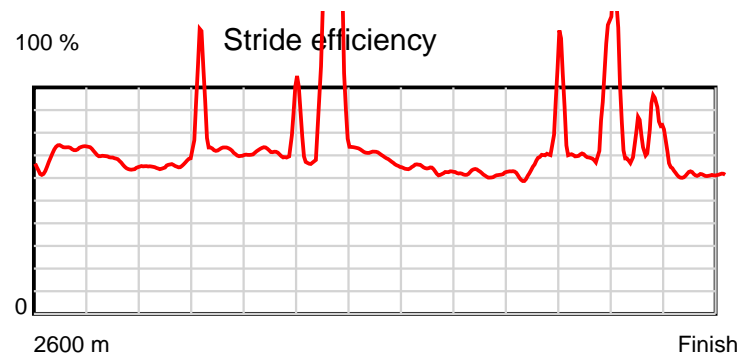
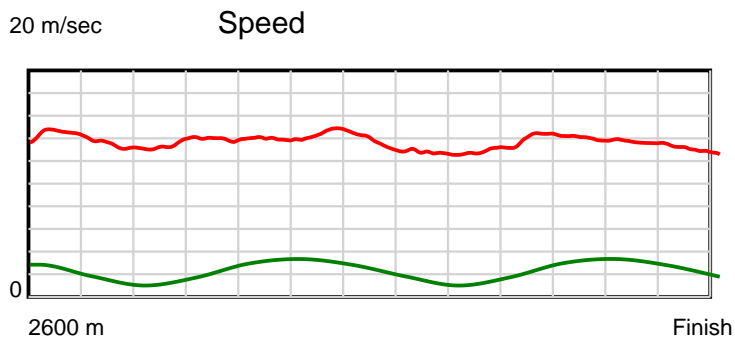
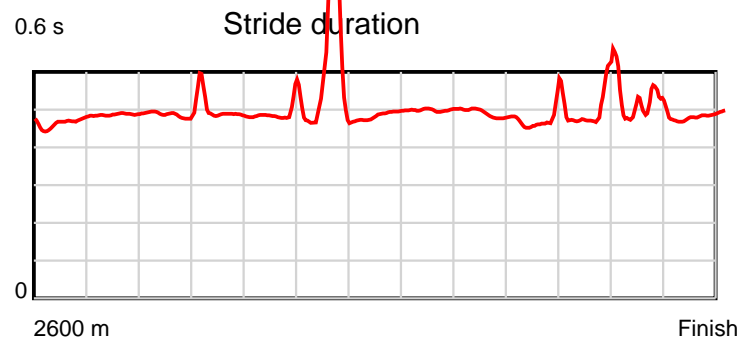
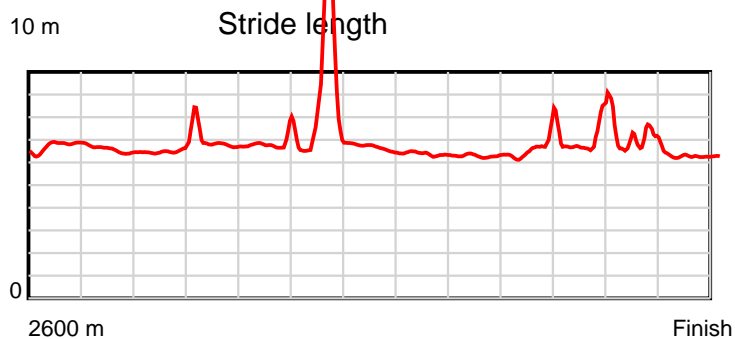
Disclaimer.

HRNZ and NZMTC and Thoroughbred Ratings Pty Ltd accepts no responsibility for the completeness or accuracy of any of the information contained herein, and makes no representations about its suitability for any particular purpose. Users should make their own judgements about those matters and/or seek independent advice. You assume all risks associated with use of the data provided on this page.

Race Results

July 25, 2025, Race 10, AVON CITY FORD WINTER REWARDS MOBILE PACE, Distance 2600m, Addington - Survey 3200m

Result	TAB no.	Horse (Barrier)	2200m to	2000m to	1800m to	1600m to	1400m to	1200m to	1000m to	800m to	600m to	400m to	200m to	Total or	Margin
9th	9	Rockingood (9)	2000m	1800m	1600m	1400m	1200m	1000m	800m	600m	400m	200m	WP	Average	
		Position in running (margin)	12(11.1)	12(11.5)	8(5.5)	3(2.8)	2(0.8)	3(2.4)	3(2.5)	4(2.3)	5(2.1)	4(3.5)	5(4.7)		6.10
		Sectional time (s)	15.41	14.31	14.84	14.08	14.85	15.95	15.62	14.14	14.52	15.02	15.59		
		Cumulative time (s)	164.33	148.92	134.61	119.77	105.69	90.84	74.89	59.27	45.13	30.61	15.59	3:13.65	
		Speed (m/s)	12.98	13.98	13.48	14.20	13.47	12.54	12.80	14.14	13.77	13.32	12.83	13.43	
		Stride length (m)	6.31	6.90	6.64	8.16	6.58	6.26	6.24	6.66	6.76	6.56	6.22	6.61	
		Stride duration (s)	0.487	0.494	0.493	0.574	0.488	0.499	0.487	0.471	0.491	0.493	0.485	0.492	
		Stride efficiency (%)	62.26	74.50	68.87	104.03	67.58	61.24	60.83	69.33	71.34	67.31	60.43	68.29	
		Stride count	31.69	28.97	30.13	24.51	30.41	31.95	32.06	30.03	29.60	30.47	32.16	393.31	



Note: Horizontal distance axis grid lines are 200m furlongs.

Disclaimer.

HRNZ and NZMTC and Thoroughbred Ratings Pty Ltd accepts no responsibility for the completeness or accuracy of any of the information contained herein, and makes no representations about its suitability for any particular purpose. Users should make their own judgements about those matters and/or seek independent advice. You assume all risks associated with use of the data provided on this page.



Race Results



July 25, 2025, Race 10, AVON CITY FORD WINTER REWARDS MOBILE PACE, Distance 2600m, Addington - Survey 3200m

Result	TAB no.	Horse (Barrier)	2600 to	2400m to
10th	13	Major Performe... (13)	2400m	2200m
		Position in running (margin)	-	12(7.1)
		Sectional time (s)	14.52	14.90
		Cumulative time (s)	194.02	179.50
		Speed (m/s)	13.77	13.42
		Stride length (m)	6.20	5.95
		Stride duration (s)	0.430	0.443
		Stride efficiency (%)	60.03	55.38
		Stride count	32.27	33.60

Disclaimer.

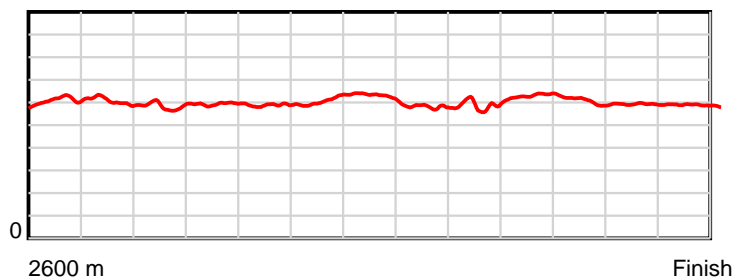
HRNZ and NZMTC and Thoroughbred Ratings Pty Ltd accepts no responsibility for the completeness or accuracy of any of the information contained herein, and makes no representations about its suitability for any particular purpose. Users should make their own judgements about those matters and/or seek independent advice. You assume all risks associated with use of the data provided on this page.

Race Results

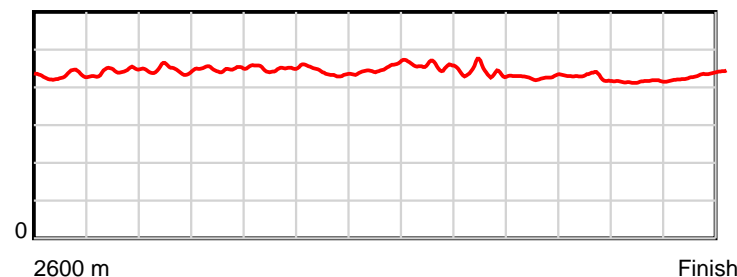
July 25, 2025, Race 10, AVON CITY FORD WINTER REWARDS MOBILE PACE, Distance 2600m, Addington - Survey 3200m

Result	TAB no.	Horse (Barrier)	2200m to	2000m to	1800m to	1600m to	1400m to	1200m to	1000m to	800m to	600m to	400m to	200m to	Total or	Margin
10th	13	Major Performe... (13)	2000m	1800m	1600m	1400m	1200m	1000m	800m	600m	400m	200m	WP	Average	
		Position in running (margin)	10(10.5)	11(11.2)	12(10.1)	12(12.5)	12(14.5)	12(13.4)	14(13.4)	14(10.7)	13(6.8)	14(10.6)	10(10.7)		8.20
		Sectional time (s)	15.46	15.12	15.69	14.76	14.39	15.93	15.21	13.54	14.91	14.84	14.75		
		Cumulative time (s)	164.60	149.14	134.02	118.33	103.57	89.18	73.25	58.04	44.50	29.59	14.75	3:14.02	
		Speed (m/s)	12.94	13.23	12.75	13.55	13.90	12.55	13.15	14.77	13.41	13.48	13.56	13.40	
		Stride length (m)	5.78	5.93	5.75	5.95	6.30	5.72	5.79	6.32	5.71	5.61	5.89	5.91	
		Stride duration (s)	0.446	0.449	0.451	0.440	0.453	0.456	0.440	0.427	0.426	0.416	0.434	0.441	
		Stride efficiency (%)	52.14	55.03	51.72	55.41	61.92	51.15	52.34	62.34	51.00	49.18	54.24	54.53	
		Stride count	34.62	33.70	34.77	33.59	31.77	34.96	34.56	31.67	35.01	35.65	33.95	440.12	

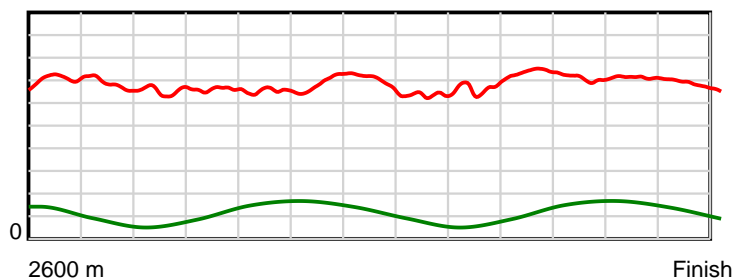
10 m Stride length



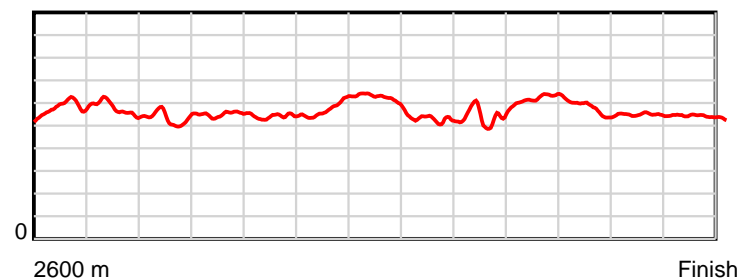
0.6 s Stride duration



20 m/sec Speed



100 % Stride efficiency



Note: Horizontal distance axis grid lines are 200m furlongs.

Disclaimer.

HRNZ and NZMTC and Thoroughbred Ratings Pty Ltd accepts no responsibility for the completeness or accuracy of any of the information contained herein, and makes no representations about its suitability for any particular purpose. Users should make their own judgements about those matters and/or seek independent advice. You assume all risks associated with use of the data provided on this page.



Race Results



July 25, 2025, Race 10, AVON CITY FORD WINTER REWARDS MOBILE PACE, Distance 2600m, Addington - Survey 3200m

Result	TAB no.	Horse (Barrier)	2600 to	2400m to
11th	14	The Bettor Maj... (0)	2400m	2200m
		Position in running (margin)	-	13(8.2)
		Sectional time (s)	14.47	14.93
		Cumulative time (s)	194.61	180.14
		Speed (m/s)	13.82	13.40
		Stride length (m)	6.70	6.36
		Stride duration (s)	0.471	0.475
		Stride efficiency (%)	70.08	63.22
		Stride count	29.87	31.44

Disclaimer.

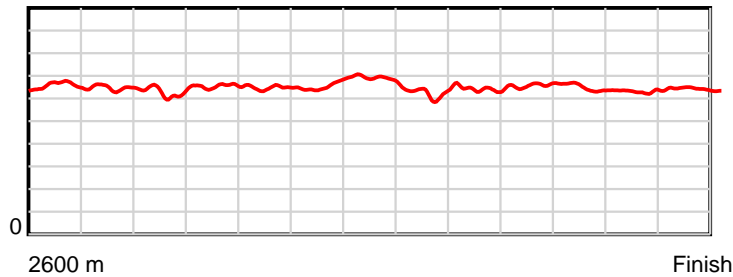
HRNZ and NZMTC and Thoroughbred Ratings Pty Ltd accepts no responsibility for the completeness or accuracy of any of the information contained herein, and makes no representations about its suitability for any particular purpose. Users should make their own judgements about those matters and/or seek independent advice. You assume all risks associated with use of the data provided on this page.

Race Results

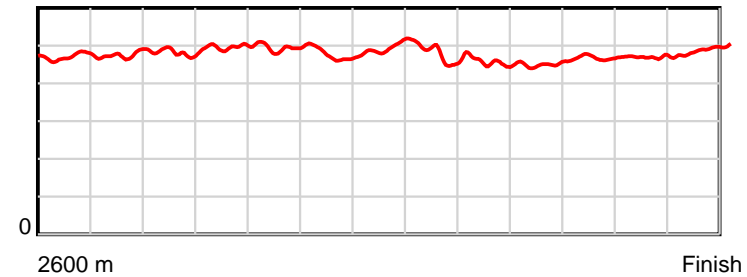
July 25, 2025, Race 10, AVON CITY FORD WINTER REWARDS MOBILE PACE, Distance 2600m, Addington - Survey 3200m

Result	TAB no.	Horse (Barrier)	2200m to	2000m to	1800m to	1600m to	1400m to	1200m to	1000m to	800m to	600m to	400m to	200m to	Total or	Margin
11th	14	The Bettor Maj... (0)	2000m	1800m	1600m	1400m	1200m	1000m	800m	600m	400m	200m	WP	Average	
		Position in running (margin)	13(11.7)	13(12.8)	13(12.1)	13(13.8)	13(15.8)	13(15.2)	13(12.8)	10(6.3)	6(3.2)	9(7.3)	11(11.0)		11.50
		Sectional time (s)	15.51	15.21	15.56	14.76	14.47	15.54	14.57	13.67	14.98	15.43	15.51		
		Cumulative time (s)	165.21	149.70	134.49	118.93	104.17	89.70	74.16	59.59	45.92	30.94	15.51	3:14.61	
		Speed (m/s)	12.89	13.15	12.85	13.55	13.82	12.87	13.73	14.63	13.35	12.96	12.89	13.36	
		Stride length (m)	6.21	6.52	6.37	6.46	6.86	6.15	6.26	6.59	6.26	6.10	6.34	6.39	
		Stride duration (s)	0.481	0.496	0.495	0.476	0.496	0.478	0.456	0.450	0.468	0.470	0.492	0.478	
		Stride efficiency (%)	60.23	66.51	63.36	65.14	73.61	59.16	61.16	67.87	61.15	58.10	62.85	63.81	
		Stride count	32.22	30.66	31.41	30.98	29.14	32.51	31.97	30.35	31.97	32.80	31.54	406.86	

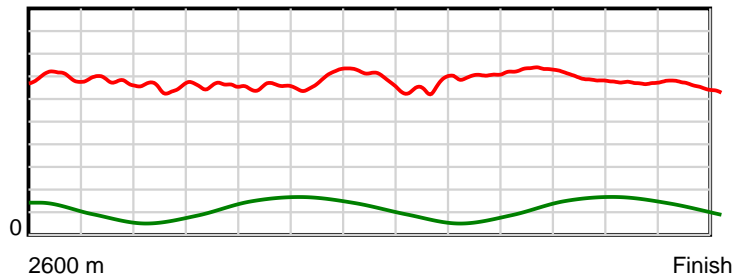
10 m Stride length



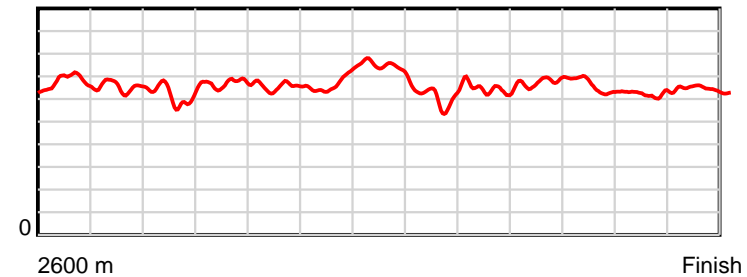
0.6 s Stride duration



20 m/sec Speed



100 % Stride efficiency



Note: Horizontal distance axis grid lines are 200m furlongs.

Disclaimer.

HRNZ and NZMTC and Thoroughbred Ratings Pty Ltd accepts no responsibility for the completeness or accuracy of any of the information contained herein, and makes no representations about its suitability for any particular purpose. Users should make their own judgements about those matters and/or seek independent advice. You assume all risks associated with use of the data provided on this page.



Race Results



July 25, 2025, Race 10, AVON CITY FORD WINTER REWARDS MOBILE PACE, Distance 2600m, Addington - Survey 3200m

Result	TAB no.	Horse (Barrier)	2600 to	2400m to
12th	4	Motor Mouth (4)	2400m	2200m
		Position in running (margin)	-	2(0.5)
		Sectional time (s)	13.29	15.08
		Cumulative time (s)	194.85	181.56
		Speed (m/s)	15.05	13.26
		Stride length (m)	6.46	6.18
		Stride duration (s)	0.424	0.466
		Stride efficiency (%)	65.18	59.71
		Stride count	30.97	32.36

Disclaimer.

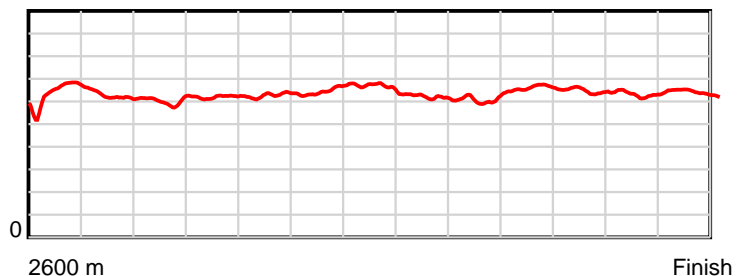
HRNZ and NZMTC and Thoroughbred Ratings Pty Ltd accepts no responsibility for the completeness or accuracy of any of the information contained herein, and makes no representations about its suitability for any particular purpose. Users should make their own judgements about those matters and/or seek independent advice. You assume all risks associated with use of the data provided on this page.

Race Results

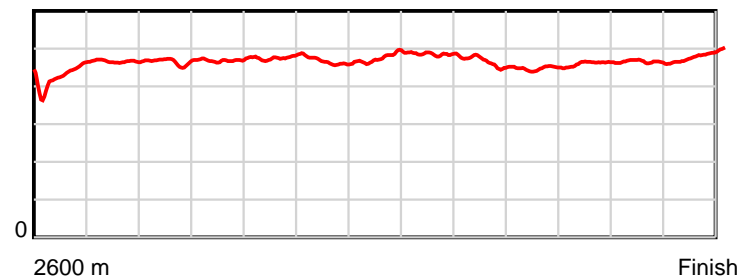
July 25, 2025, Race 10, AVON CITY FORD WINTER REWARDS MOBILE PACE, Distance 2600m, Addington - Survey 3200m

Result	TAB no.	Horse (Barrier)	2200m to	2000m to	1800m to	1600m to	1400m to	1200m to	1000m to	800m to	600m to	400m to	200m to	Total or	Margin
12th	4	Motor Mouth (4)	2000m	1800m	1600m	1400m	1200m	1000m	800m	600m	400m	200m	WP	Average	
		Position in running (margin)	5(5.0)	6(7.2)	9(6.3)	10(8.4)	10(10.4)	10(9.6)	11(10.0)	13(8.8)	11(5.4)	13(10.0)	13(12.8)		12.80
		Sectional time (s)	15.71	15.16	15.64	14.74	14.45	15.99	15.46	13.62	15.05	15.28	15.38		
		Cumulative time (s)	166.48	150.77	135.61	119.97	105.23	90.78	74.79	59.33	45.71	30.66	15.38	3:14.85	
		Speed (m/s)	12.73	13.19	12.79	13.57	13.84	12.51	12.94	14.68	13.29	13.09	13.00	13.34	
		Stride length (m)	5.93	6.18	6.09	6.32	6.60	6.07	6.00	6.57	6.14	6.09	6.31	6.22	
		Stride duration (s)	0.466	0.469	0.476	0.466	0.477	0.485	0.464	0.447	0.462	0.465	0.485	0.466	
		Stride efficiency (%)	54.91	59.68	57.91	62.43	68.07	57.49	56.25	67.35	58.86	57.91	62.13	60.42	
		Stride count	33.74	32.36	32.85	31.64	30.30	32.97	33.33	30.46	32.59	32.85	31.72	418.14	

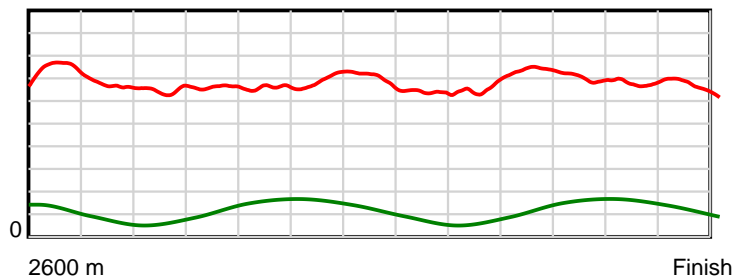
10 m Stride length



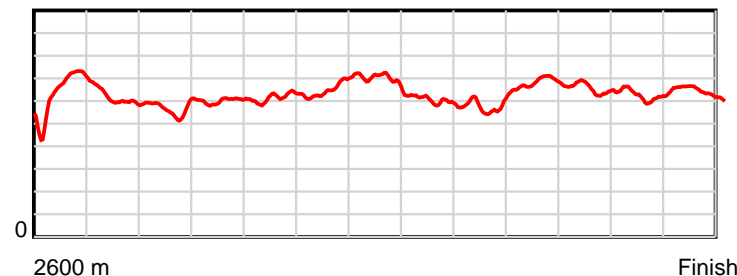
0.6 s Stride duration



20 m/sec Speed



100 % Stride efficiency



Note: Horizontal distance axis grid lines are 200m furlongs.

Disclaimer.

HRNZ and NZMTC and Thoroughbred Ratings Pty Ltd accepts no responsibility for the completeness or accuracy of any of the information contained herein, and makes no representations about its suitability for any particular purpose. Users should make their own judgements about those matters and/or seek independent advice. You assume all risks associated with use of the data provided on this page.



Race Results



July 25, 2025, Race 10, AVON CITY FORD WINTER REWARDS MOBILE PACE, Distance 2600m, Addington - Survey 3200m

Result	TAB no.	Horse (Barrier)	2600 to	2400m to
13th	3	He's Tough (3)	2400m	2200m
		Position in running (margin)	-	4(2.7)
		Sectional time (s)	13.77	15.27
		Cumulative time (s)	196.13	182.36
		Speed (m/s)	14.52	13.10
		Stride length (m)	6.20	5.88
		Stride duration (s)	0.420	0.449
		Stride efficiency (%)	60.03	53.94
		Stride count	32.27	34.04

Disclaimer.

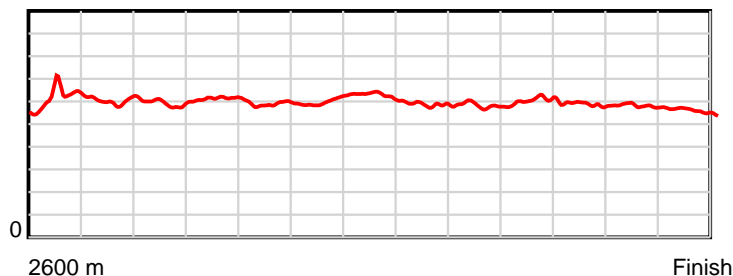
HRNZ and NZMTC and Thoroughbred Ratings Pty Ltd accepts no responsibility for the completeness or accuracy of any of the information contained herein, and makes no representations about its suitability for any particular purpose. Users should make their own judgements about those matters and/or seek independent advice. You assume all risks associated with use of the data provided on this page.

Race Results

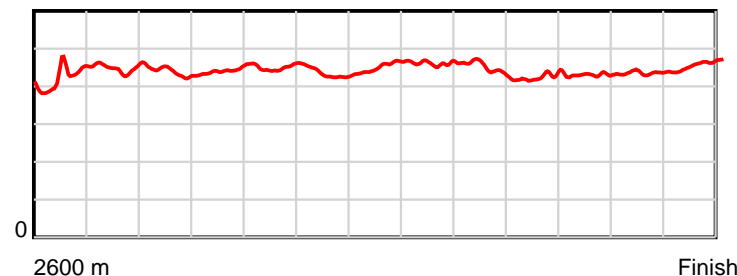
July 25, 2025, Race 10, AVON CITY FORD WINTER REWARDS MOBILE PACE, Distance 2600m, Addington - Survey 3200m

Result	TAB no.	Horse (Barrier)	2200m to	2000m to	1800m to	1600m to	1400m to	1200m to	1000m to	800m to	600m to	400m to	200m to	Total or	Margin
13th	3	He's Tough (3)	2000m	1800m	1600m	1400m	1200m	1000m	800m	600m	400m	200m	WP	Average	
		Position in running (margin)	9(8.3)	8(7.9)	3(2.4)	5(4.2)	6(6.1)	6(5.9)	7(6.1)	9(5.5)	9(5.0)	12(9.8)	12(12.6)		19.90
		Sectional time (s)	15.28	14.40	15.58	14.74	14.54	15.97	15.55	14.10	15.10	15.28	16.55		
		Cumulative time (s)	167.09	151.81	137.41	121.83	107.09	92.55	76.58	61.03	46.93	31.83	16.55	3:16.13	
		Speed (m/s)	13.09	13.89	12.84	13.57	13.76	12.52	12.86	14.18	13.25	13.09	12.08	13.26	
		Stride length (m)	5.75	6.14	5.79	5.89	6.24	5.77	5.75	6.03	5.71	5.71	5.55	5.87	
		Stride duration (s)	0.439	0.442	0.451	0.434	0.454	0.461	0.447	0.425	0.431	0.436	0.459	0.443	
		Stride efficiency (%)	51.59	58.90	52.35	54.16	60.83	52.05	51.59	56.86	50.91	50.97	48.17	53.83	
		Stride count	34.81	32.58	34.55	33.97	32.06	34.65	34.81	33.15	35.04	35.02	36.02	442.97	

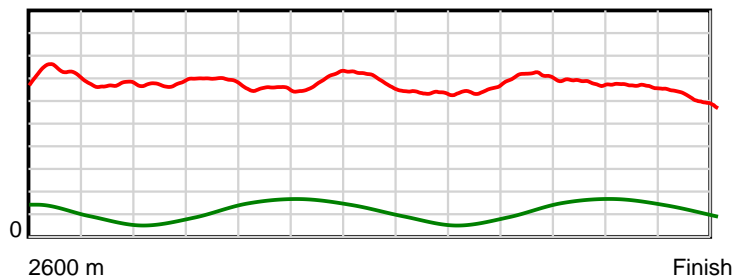
10 m Stride length



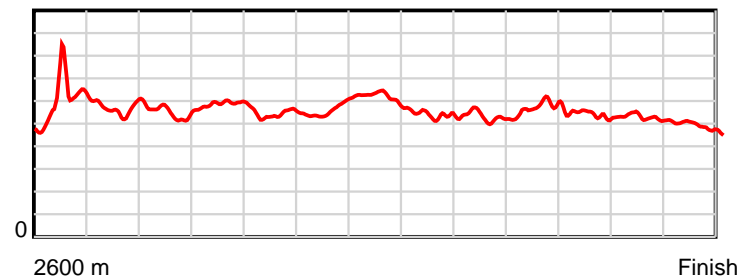
0.6 s Stride duration



20 m/sec Speed



100 % Stride efficiency



Note: Horizontal distance axis grid lines are 200m furlongs.

Disclaimer.

HRNZ and NZMTC and Thoroughbred Ratings Pty Ltd accepts no responsibility for the completeness or accuracy of any of the information contained herein, and makes no representations about its suitability for any particular purpose. Users should make their own judgements about those matters and/or seek independent advice. You assume all risks associated with use of the data provided on this page.



Race Results



July 25, 2025, Race 10, AVON CITY FORD WINTER REWARDS MOBILE PACE, Distance 2600m, Addington - Survey 3200m

Result	TAB no.	Horse (Barrier)	2600 to	2400m to
14th	11	Gem N Em (11)	2400m	2200m
		Position in running (margin)	-	9(4.6)
		Sectional time (s)	14.09	14.96
		Cumulative time (s)	197.11	183.02
		Speed (m/s)	14.19	13.37
		Stride length (m)	6.75	6.57
		Stride duration (s)	0.457	0.492
		Stride efficiency (%)	71.22	67.47
		Stride count	29.63	30.44

Disclaimer.

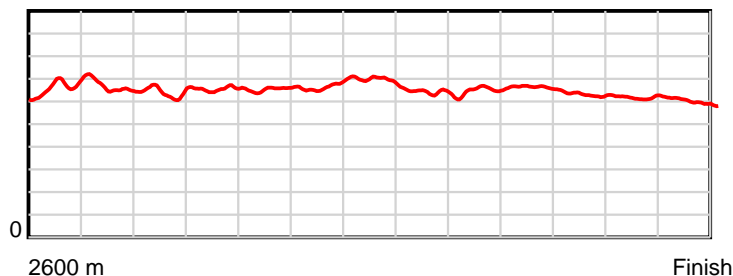
HRNZ and NZMTC and Thoroughbred Ratings Pty Ltd accepts no responsibility for the completeness or accuracy of any of the information contained herein, and makes no representations about its suitability for any particular purpose. Users should make their own judgements about those matters and/or seek independent advice. You assume all risks associated with use of the data provided on this page.

Race Results

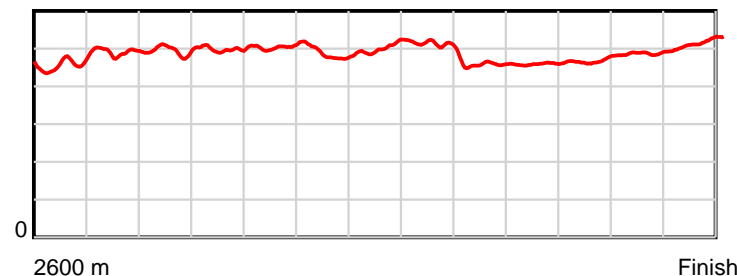
July 25, 2025, Race 10, AVON CITY FORD WINTER REWARDS MOBILE PACE, Distance 2600m, Addington - Survey 3200m

Result	TAB no.	Horse (Barrier)	2200m to	2000m to	1800m to	1600m to	1400m to	1200m to	1000m to	800m to	600m to	400m to	200m to	Total or	Margin
14th	11	Gem N Em (11)	2000m	1800m	1600m	1400m	1200m	1000m	800m	600m	400m	200m	WP	Average	
		Position in running (margin)	8(8.3)	9(9.1)	11(8.2)	11(10.1)	11(12.3)	11(11.5)	12(11.6)	5(3.5)	3(1.3)	7(6.8)	14(14.7)		25.30
		Sectional time (s)	15.49	15.16	15.60	14.79	14.43	15.95	14.32	13.81	15.20	16.14	17.17		
		Cumulative time (s)	168.06	152.57	137.41	121.81	107.02	92.59	76.64	62.32	48.51	33.31	17.17	3:17.11	
		Speed (m/s)	12.91	13.19	12.82	13.52	13.86	12.54	13.97	14.48	13.16	12.39	11.65	13.19	
		Stride length (m)	6.39	6.57	6.46	6.59	6.98	6.40	6.38	6.65	6.17	6.05	6.03	6.45	
		Stride duration (s)	0.495	0.498	0.504	0.487	0.503	0.510	0.457	0.459	0.469	0.488	0.518	0.489	
		Stride efficiency (%)	63.82	67.51	65.31	67.89	76.07	63.92	63.67	69.14	59.56	57.24	56.84	65.04	
		Stride count	31.30	30.43	30.94	30.34	28.66	31.27	31.33	30.07	32.40	33.04	33.16	403.01	

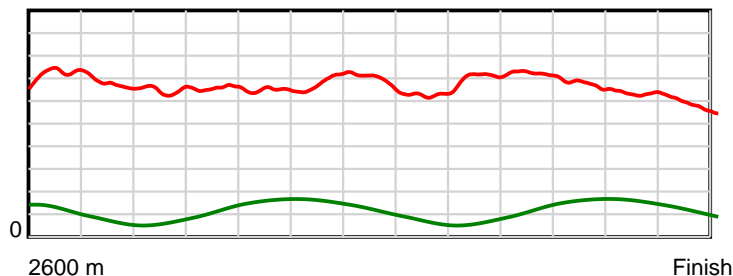
10 m Stride length



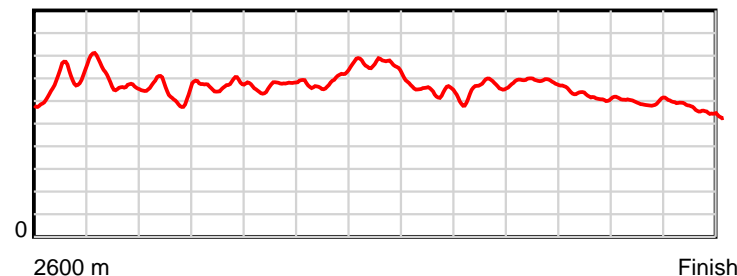
0.6 s Stride duration



20 m/sec Speed



100 % Stride efficiency



Note: Horizontal distance axis grid lines are 200m furlongs.

Disclaimer.

HRNZ and NZMTC and Thoroughbred Ratings Pty Ltd accepts no responsibility for the completeness or accuracy of any of the information contained herein, and makes no representations about its suitability for any particular purpose. Users should make their own judgements about those matters and/or seek independent advice. You assume all risks associated with use of the data provided on this page.