



## Race Results

NZ Metropolitan Trotting Club Inc, HRNZ, August 22, 2025

Compilation date: August 22, 2025, 6:27:41 PM (NZST)

Copyright © 2025 HRNZ and NZMTC. All rights reserved.

### Trademarks.

StrideMASTER is a registered trademark of Thoroughbred Ratings Pty Ltd.

### Disclaimer.

HRNZ and NZMTC and Thoroughbred Ratings Pty Ltd accepts no responsibility for the completeness or accuracy of any of the information contained herein, and makes no representations about its suitability for any particular purpose. Users should make their own judgements about those matters and/or seek independent advice. You assume all risks associated with use of the data provided on this page.



# Race Results



August 22, 2025, Race 4, VIP INSTALLED TROT, Distance 2600m, Addington - Survey 3200m

Result	TAB no.	Horse (Barrier)	2600 to	2400m to
1st	13	<b>Billy Kimber (0)</b>	<b>2400m</b>	<b>2200m</b>
		Position in running (margin)	-	7(17.6)
		Sectional time (s)	19.24	15.95
		Cumulative time (s)	201.91	182.67
		Speed (m/s)	10.40	12.54
		Stride length (m)	5.42	5.87
		Stride duration (s)	0.475	0.468
		Stride efficiency (%)	45.87	53.89
		Stride count	36.91	34.06

#### Disclaimer.

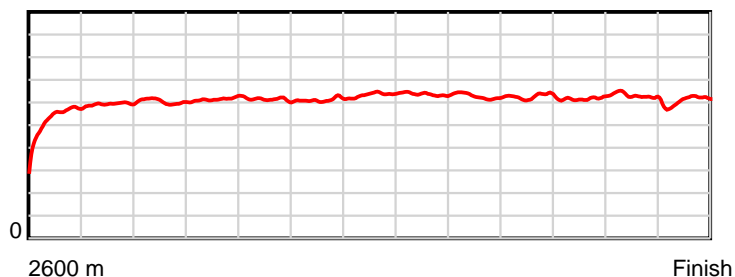
HRNZ and NZMTC and Thoroughbred Ratings Pty Ltd accepts no responsibility for the completeness or accuracy of any of the information contained herein, and makes no representations about its suitability for any particular purpose. Users should make their own judgements about those matters and/or seek independent advice. You assume all risks associated with use of the data provided on this page.

# Race Results

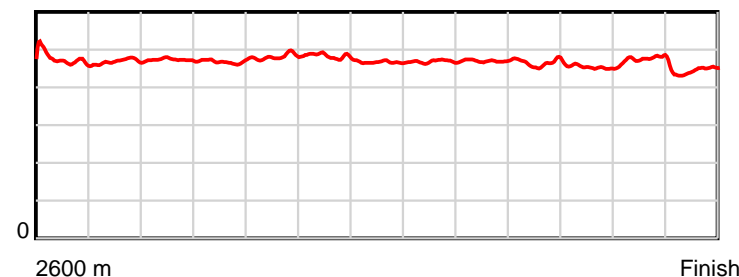
August 22, 2025, Race 4, VIP INSTALLED TROT, Distance 2600m, Addington - Survey 3200m

Result	TAB no.	Horse (Barrier)	2200m to	2000m to	1800m to	1600m to	1400m to	1200m to	1000m to	800m to	600m to	400m to	200m to	Total or	Margin
1st	13	Billy Kimber (0)	2000m	1800m	1600m	1400m	1200m	1000m	800m	600m	400m	200m	WP	Average	
		Position in running (margin)	6(18.3)	6(16.9)	6(14.4)	6(11.2)	6(10.4)	5(4.5)	4(3.4)	4(3.6)	4(4.1)	2(2.1)	2(1.4)		0.00
		Sectional time (s)	15.71	15.27	15.69	15.91	14.71	14.94	15.18	14.80	14.87	15.25	14.39		
		Cumulative time (s)	166.72	151.01	135.74	120.05	104.14	89.43	74.49	59.31	44.51	29.64	14.39	3:21.91	
		Speed (m/s)	12.73	13.10	12.75	12.57	13.60	13.39	13.18	13.51	13.45	13.11	13.90	12.88	
		Stride length (m)	6.03	6.13	6.13	6.07	6.34	6.27	6.20	6.28	6.09	6.22	6.19	6.09	
		Stride duration (s)	0.473	0.468	0.481	0.483	0.467	0.468	0.470	0.465	0.453	0.474	0.445	0.473	
		Stride efficiency (%)	56.79	58.79	58.70	57.62	62.88	61.38	60.01	61.61	58.00	60.38	59.81	57.87	
		Stride count	33.18	32.61	32.63	32.94	31.53	31.91	32.27	31.85	32.83	32.18	32.33	427.23	

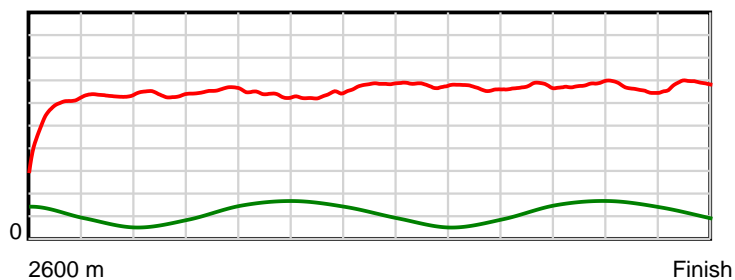
10 m Stride length



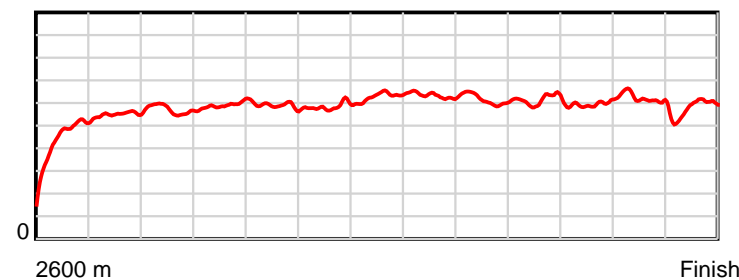
0.6 s Stride duration



20 m/sec Speed



100 % Stride efficiency



Note: Horizontal distance axis grid lines are 200m furlongs.

## Disclaimer.

HRNZ and NZMTC and Thoroughbred Ratings Pty Ltd accepts no responsibility for the completeness or accuracy of any of the information contained herein, and makes no representations about its suitability for any particular purpose. Users should make their own judgements about those matters and/or seek independent advice. You assume all risks associated with use of the data provided on this page.



# Race Results



August 22, 2025, Race 4, VIP INSTALLED TROT, Distance 2600m, Addington - Survey 3200m

Result	TAB no.	Horse (Barrier)	2600 to	2400m to
2nd	2	<b>Donna's Boy (3)</b>	<b>2400m</b>	<b>2200m</b>
		Position in running (margin)	-	1(0.0)
		Sectional time (s)	16.01	15.85
		Cumulative time (s)	201.98	185.97
		Speed (m/s)	12.49	12.62
		Stride length (m)	5.90	6.23
		Stride duration (s)	0.471	0.494
		Stride efficiency (%)	54.48	60.61
		Stride count	33.87	32.11

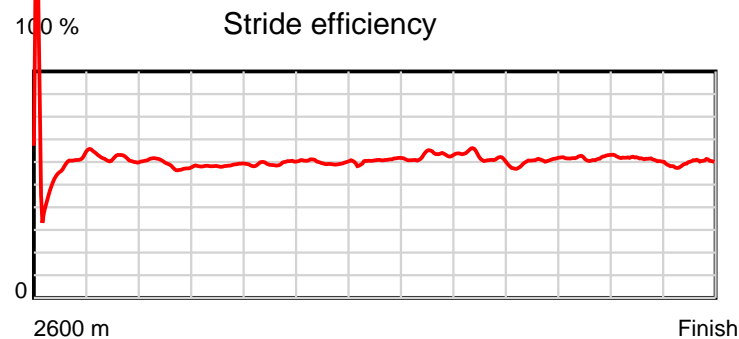
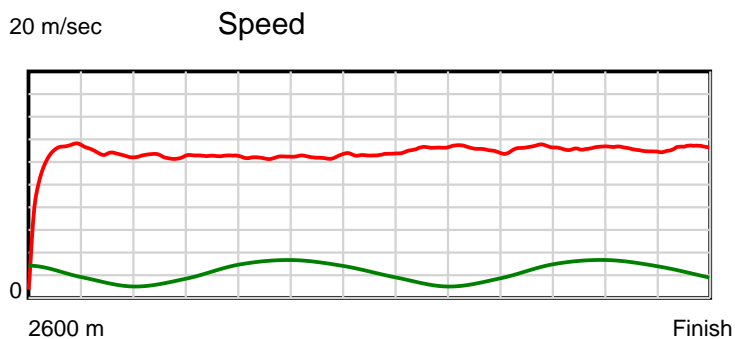
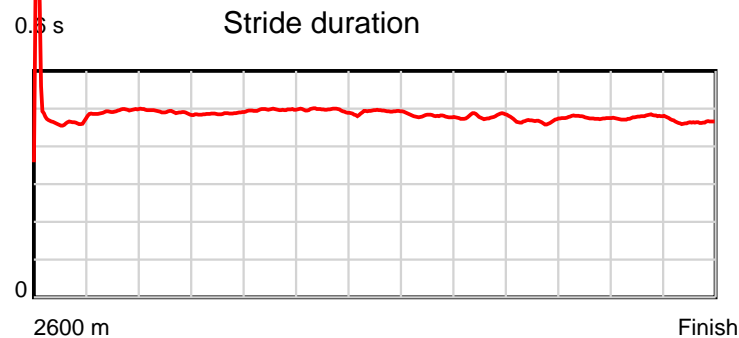
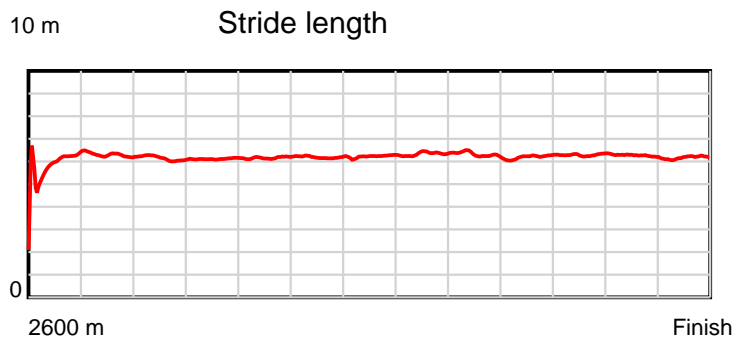
#### Disclaimer.

HRNZ and NZMTC and Thoroughbred Ratings Pty Ltd accepts no responsibility for the completeness or accuracy of any of the information contained herein, and makes no representations about its suitability for any particular purpose. Users should make their own judgements about those matters and/or seek independent advice. You assume all risks associated with use of the data provided on this page.

# Race Results

August 22, 2025, Race 4, VIP INSTALLED TROT, Distance 2600m, Addington - Survey 3200m

Result	TAB no.	Horse (Barrier)	2200m to	2000m to	1800m to	1600m to	1400m to	1200m to	1000m to	800m to	600m to	400m to	200m to	Total or	Margin
2nd	2	<b>Donna's Boy (3)</b>	<b>2000m</b>	<b>1800m</b>	<b>1600m</b>	<b>1400m</b>	<b>1200m</b>	<b>1000m</b>	<b>800m</b>	<b>600m</b>	<b>400m</b>	<b>200m</b>	<b>WP</b>	<b>Average</b>	
		Position in running (margin)	1(0.0)	1(0.0)	1(0.0)	1(0.0)	1(0.0)	1(0.0)	1(0.0)	1(0.0)	1(0.0)	1(0.0)	1(0.0)		0.40
		Sectional time (s)	15.93	15.69	16.23	16.04	15.70	15.13	15.14	14.73	15.19	15.37	14.97		
		Cumulative time (s)	170.12	154.19	138.50	122.27	106.23	90.53	75.40	60.26	45.53	30.34	14.97	3:21.98	
		Speed (m/s)	12.55	12.75	12.32	12.47	12.74	13.22	13.21	13.58	13.17	13.01	13.36	12.87	
		Stride length (m)	6.16	6.21	6.13	6.19	6.26	6.35	6.34	6.34	6.27	6.22	6.20	6.21	
		Stride duration (s)	0.491	0.487	0.497	0.496	0.492	0.480	0.480	0.467	0.476	0.478	0.464	0.483	
		Stride efficiency (%)	59.39	60.23	58.66	59.81	61.25	62.98	62.77	62.82	61.38	60.38	60.10	60.32	
		Stride count	32.44	32.21	32.64	32.33	31.95	31.50	31.56	31.54	31.91	32.17	32.25	418.48	



Note: Horizontal distance axis grid lines are 200m furlongs.

#### Disclaimer.

HRNZ and NZMTC and Thoroughbred Ratings Pty Ltd accepts no responsibility for the completeness or accuracy of any of the information contained herein, and makes no representations about its suitability for any particular purpose. Users should make their own judgements about those matters and/or seek independent advice. You assume all risks associated with use of the data provided on this page.



# Race Results



August 22, 2025, Race 4, VIP INSTALLED TROT, Distance 2600m, Addington - Survey 3200m

Result	TAB no.	Horse (Barrier)	2600 to	2400m to
3rd	12	<b>Something Else (11)</b>	<b>2400m</b>	<b>2200m</b>
		Position in running (margin)	-	5(13.7)
		Sectional time (s)	18.38	15.46
		Cumulative time (s)	204.76	186.38
		Speed (m/s)	10.88	12.94
		Stride length (m)	5.79	6.28
		Stride duration (s)	0.473	0.485
		Stride efficiency (%)	52.32	61.56
		Stride count	34.57	31.86

#### Disclaimer.

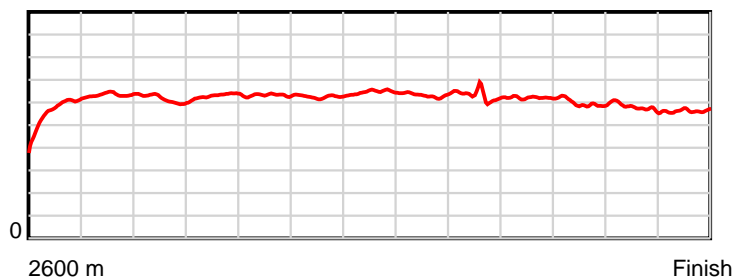
HRNZ and NZMTC and Thoroughbred Ratings Pty Ltd accepts no responsibility for the completeness or accuracy of any of the information contained herein, and makes no representations about its suitability for any particular purpose. Users should make their own judgements about those matters and/or seek independent advice. You assume all risks associated with use of the data provided on this page.

# Race Results

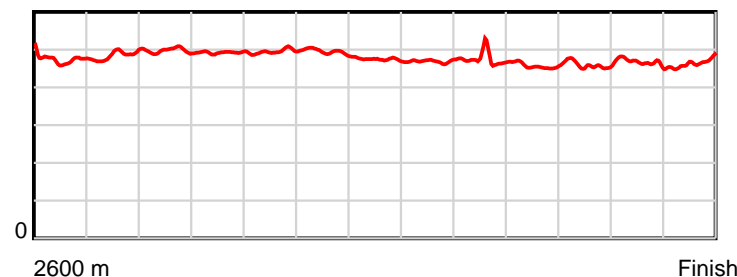
August 22, 2025, Race 4, VIP INSTALLED TROT, Distance 2600m, Addington - Survey 3200m

Result	TAB no.	Horse (Barrier)	2200m to	2000m to	1800m to	1600m to	1400m to	1200m to	1000m to	800m to	600m to	400m to	200m to	Total or	Margin
3rd	12	<b>Something Else (11)</b>	<b>2000m</b>	<b>1800m</b>	<b>1600m</b>	<b>1400m</b>	<b>1200m</b>	<b>1000m</b>	<b>800m</b>	<b>600m</b>	<b>400m</b>	<b>200m</b>	<b>WP</b>	<b>Average</b>	
		Position in running (margin)	5(11.4)	5(12.7)	5(11.9)	5(8.8)	5(8.7)	2(2.3)	2(1.9)	2(1.7)	2(2.0)	3(3.6)	3(7.3)		15.00
		Sectional time (s)	16.15	15.56	15.71	16.02	14.65	15.05	15.11	14.77	15.45	15.98	16.47		
		Cumulative time (s)	170.92	154.77	139.21	123.50	107.48	92.83	77.78	62.67	47.90	32.45	16.47	3:24.76	
		Speed (m/s)	12.38	12.85	12.73	12.48	13.65	13.29	13.24	13.54	12.94	12.52	12.14	12.70	
		Stride length (m)	6.16	6.33	6.30	6.17	6.47	6.24	6.25	6.19	5.94	5.84	5.65	6.11	
		Stride duration (s)	0.497	0.493	0.495	0.494	0.474	0.469	0.472	0.457	0.459	0.467	0.466	0.482	
		Stride efficiency (%)	59.23	62.64	62.03	59.53	65.50	60.76	61.05	59.79	55.23	53.29	49.94	58.43	
		Stride count	32.49	31.59	31.74	32.40	30.89	32.07	32.00	32.33	33.64	34.25	35.38	425.21	

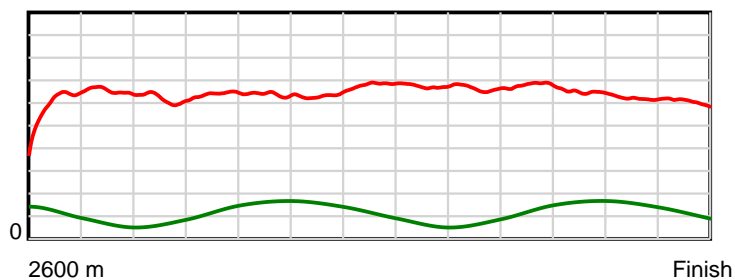
10 m Stride length



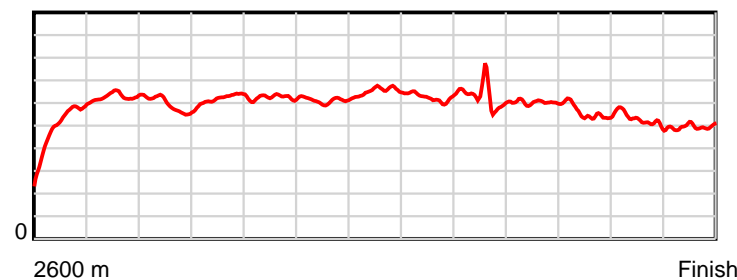
0.6 s Stride duration



20 m/sec Speed



100 % Stride efficiency



Note: Horizontal distance axis grid lines are 200m furlongs.

**Disclaimer.**

HRNZ and NZMTC and Thoroughbred Ratings Pty Ltd accepts no responsibility for the completeness or accuracy of any of the information contained herein, and makes no representations about its suitability for any particular purpose. Users should make their own judgements about those matters and/or seek independent advice. You assume all risks associated with use of the data provided on this page.



# Race Results



August 22, 2025, Race 4, VIP INSTALLED TROT, Distance 2600m, Addington - Survey 3200m

Result	TAB no.	Horse (Barrier)	2600 to	2400m to
4th	3	<b>Bacardi Doll (4)</b>	<b>2400m</b>	<b>2200m</b>
		Position in running (margin)	-	3(5.0)
		Sectional time (s)	16.95	16.04
		Cumulative time (s)	205.38	188.43
		Speed (m/s)	11.80	12.47
		Stride length (m)	5.55	5.88
		Stride duration (s)	0.467	0.472
		Stride efficiency (%)	48.15	54.09
		Stride count	36.03	33.99

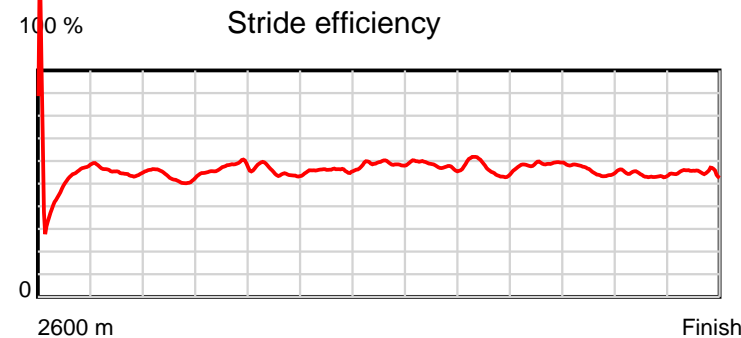
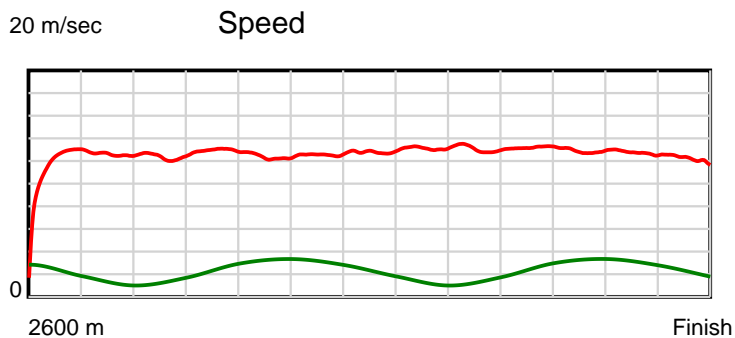
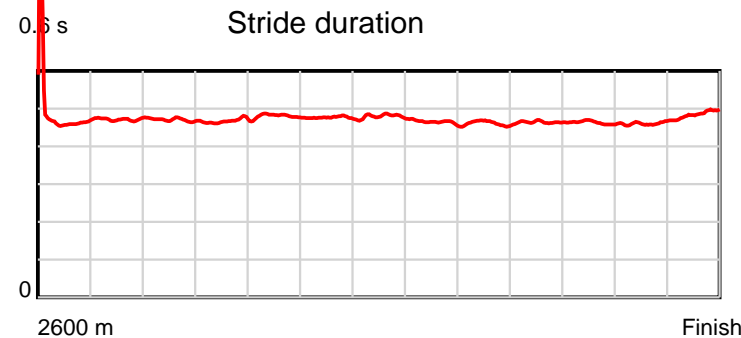
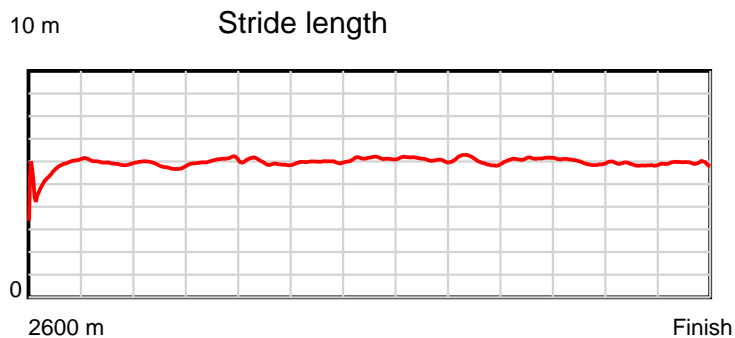
#### Disclaimer.

HRNZ and NZMTC and Thoroughbred Ratings Pty Ltd accepts no responsibility for the completeness or accuracy of any of the information contained herein, and makes no representations about its suitability for any particular purpose. Users should make their own judgements about those matters and/or seek independent advice. You assume all risks associated with use of the data provided on this page.

# Race Results

August 22, 2025, Race 4, VIP INSTALLED TROT, Distance 2600m, Addington - Survey 3200m

Result	TAB no.	Horse (Barrier)	2200m to	2000m to	1800m to	1600m to	1400m to	1200m to	1000m to	800m to	600m to	400m to	200m to	Total or	Margin
4th	3	Bacardi Doll (4)	2000m	1800m	1600m	1400m	1200m	1000m	800m	600m	400m	200m	WP	Average	
		Position in running (margin)	3(6.1)	3(7.0)	3(5.1)	3(4.2)	3(4.8)	4(4.2)	5(4.8)	5(5.0)	5(7.0)	5(8.4)	4(11.5)		18.30
		Sectional time (s)	16.07	15.37	16.08	16.15	15.61	15.22	15.17	15.08	15.41	15.88	16.35		
		Cumulative time (s)	172.39	156.32	140.95	124.87	108.72	93.11	77.89	62.72	47.64	32.23	16.35	3:25.38	
		Speed (m/s)	12.45	13.01	12.44	12.38	12.81	13.14	13.18	13.26	12.98	12.59	12.23	12.66	
		Stride length (m)	5.85	6.08	5.98	5.90	6.14	6.10	6.08	6.16	6.01	5.81	5.94	5.96	
		Stride duration (s)	0.470	0.467	0.481	0.476	0.479	0.464	0.461	0.464	0.463	0.461	0.486	0.470	
		Stride efficiency (%)	53.54	57.70	55.90	54.36	58.94	58.10	57.85	59.23	56.39	52.67	55.18	55.42	
		Stride count	34.17	32.91	33.44	33.91	32.57	32.80	32.87	32.49	33.29	34.45	33.66	436.58	



Note: Horizontal distance axis grid lines are 200m furlongs.

#### Disclaimer.

HRNZ and NZMTC and Thoroughbred Ratings Pty Ltd accepts no responsibility for the completeness or accuracy of any of the information contained herein, and makes no representations about its suitability for any particular purpose. Users should make their own judgements about those matters and/or seek independent advice. You assume all risks associated with use of the data provided on this page.



# Race Results



August 22, 2025, Race 4, VIP INSTALLED TROT, Distance 2600m, Addington - Survey 3200m

Result	TAB no.	Horse (Barrier)	2600 to	2400m to
5th	4	Lady Lucinda (5)	2400m	2200m
		Position in running (margin)	-	2(0.5)
		Sectional time (s)	15.96	16.15
		Cumulative time (s)	207.86	191.90
		Speed (m/s)	12.53	12.38
		Stride length (m)	5.60	5.83
		Stride duration (s)	0.455	0.471
		Stride efficiency (%)	49.06	53.15
		Stride count	35.69	34.29

## Disclaimer.

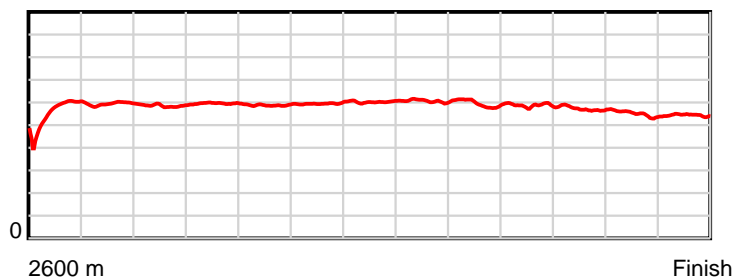
HRNZ and NZMTC and Thoroughbred Ratings Pty Ltd accepts no responsibility for the completeness or accuracy of any of the information contained herein, and makes no representations about its suitability for any particular purpose. Users should make their own judgements about those matters and/or seek independent advice. You assume all risks associated with use of the data provided on this page.

# Race Results

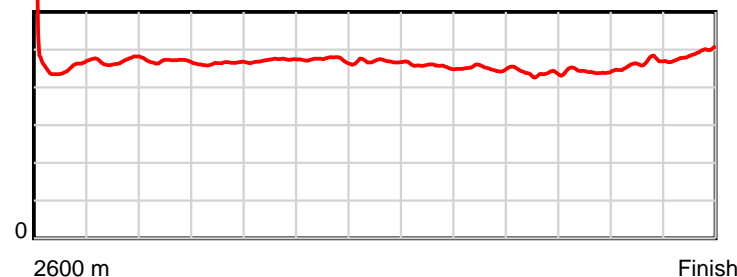
August 22, 2025, Race 4, VIP INSTALLED TROT, Distance 2600m, Addington - Survey 3200m

Result	TAB no.	Horse (Barrier)	2200m to	2000m to	1800m to	1600m to	1400m to	1200m to	1000m to	800m to	600m to	400m to	200m to	Total or	Margin
5th	4	Lady Lucinda (5)	2000m	1800m	1600m	1400m	1200m	1000m	800m	600m	400m	200m	WP	Average	
		Position in running (margin)	2(2.3)	2(2.6)	2(2.2)	2(2.4)	2(2.2)	3(2.3)	3(2.1)	3(1.8)	3(3.9)	4(6.4)	5(15.7)		31.30
		Sectional time (s)	15.97	15.64	16.26	16.00	15.73	15.08	15.09	15.08	15.60	16.92	18.38		
		Cumulative time (s)	175.75	159.78	144.14	127.88	111.88	96.15	81.07	65.98	50.90	35.30	18.38	3:27.86	
		Speed (m/s)	12.52	12.79	12.30	12.50	12.71	13.26	13.25	13.26	12.82	11.82	10.88	12.51	
		Stride length (m)	5.88	5.93	5.80	5.92	5.97	6.06	5.97	5.81	5.67	5.48	5.32	5.78	
		Stride duration (s)	0.470	0.464	0.472	0.473	0.469	0.457	0.450	0.438	0.442	0.463	0.488	0.462	
		Stride efficiency (%)	54.00	55.01	52.66	54.73	55.67	57.34	55.65	52.82	50.26	46.85	44.17	52.21	
		Stride count	34.02	33.71	34.45	33.80	33.51	33.02	33.51	34.40	35.26	36.53	37.62	449.81	

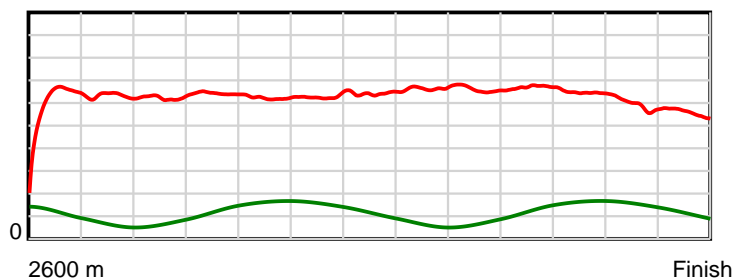
10 m Stride length



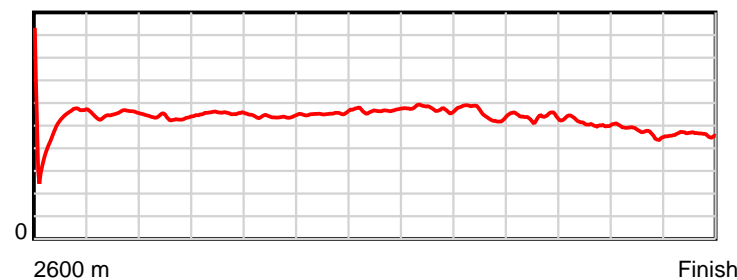
0.6 s Stride duration



20 m/sec Speed



100 % Stride efficiency



Note: Horizontal distance axis grid lines are 200m furlongs.

## Disclaimer.

HRNZ and NZMTC and Thoroughbred Ratings Pty Ltd accepts no responsibility for the completeness or accuracy of any of the information contained herein, and makes no representations about its suitability for any particular purpose. Users should make their own judgements about those matters and/or seek independent advice. You assume all risks associated with use of the data provided on this page.



# Race Results



August 22, 2025, Race 4, VIP INSTALLED TROT, Distance 2600m, Addington - Survey 3200m

Result	TAB no.	Horse (Barrier)	2600 to	2400m to
6th	6	<b>Superfast Lady (7)</b>	<b>2400m</b>	<b>2200m</b>
		Position in running (margin)	-	4(9.2)
		Sectional time (s)	17.61	15.85
		Cumulative time (s)	208.47	190.86
		Speed (m/s)	11.36	12.62
		Stride length (m)	5.29	5.67
		Stride duration (s)	0.449	0.449
		Stride efficiency (%)	43.65	50.17
		Stride count	37.84	35.30

#### Disclaimer.

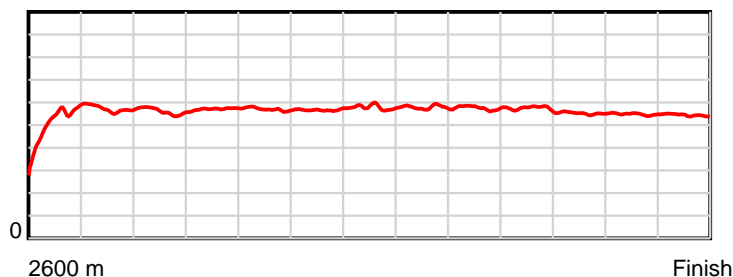
HRNZ and NZMTC and Thoroughbred Ratings Pty Ltd accepts no responsibility for the completeness or accuracy of any of the information contained herein, and makes no representations about its suitability for any particular purpose. Users should make their own judgements about those matters and/or seek independent advice. You assume all risks associated with use of the data provided on this page.

# Race Results

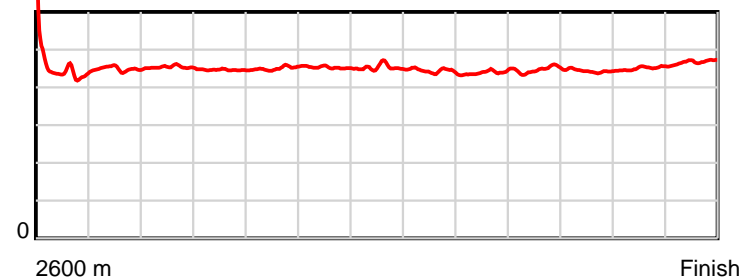
August 22, 2025, Race 4, VIP INSTALLED TROT, Distance 2600m, Addington - Survey 3200m

Result	TAB no.	Horse (Barrier)	2200m to	2000m to	1800m to	1600m to	1400m to	1200m to	1000m to	800m to	600m to	400m to	200m to	Total or	Margin
6th	6	<b>Superfast Lady (7)</b>	<b>2000m</b>	<b>1800m</b>	<b>1600m</b>	<b>1400m</b>	<b>1200m</b>	<b>1000m</b>	<b>800m</b>	<b>600m</b>	<b>400m</b>	<b>200m</b>	<b>WP</b>	<b>Average</b>	
		Position in running (margin)	4(9.2)	4(10.4)	4(9.6)	4(7.1)	4(6.4)	6(5.9)	7(7.4)	6(8.3)	6(13.1)	6(18.4)	6(25.4)		34.50
		Sectional time (s)	16.14	15.56	15.80	15.93	15.62	15.38	15.29	15.53	16.07	16.53	17.16		
		Cumulative time (s)	175.01	158.87	143.31	127.51	111.58	95.96	80.58	65.29	49.76	33.69	17.16	3:28.47	
		Speed (m/s)	12.39	12.85	12.66	12.55	12.80	13.00	13.08	12.88	12.45	12.10	11.66	12.47	
		Stride length (m)	5.62	5.73	5.70	5.68	5.80	5.77	5.75	5.75	5.52	5.45	5.45	5.63	
		Stride duration (s)	0.453	0.446	0.450	0.453	0.453	0.444	0.439	0.447	0.444	0.451	0.468	0.451	
		Stride efficiency (%)	49.35	51.37	50.78	50.48	52.52	52.10	51.58	51.71	47.68	46.41	46.41	49.45	
		Stride count	35.59	34.88	35.08	35.19	34.50	34.64	34.81	34.77	36.21	36.70	36.70	462.21	

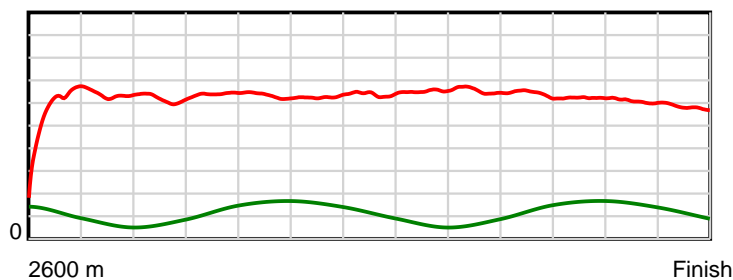
10 m Stride length



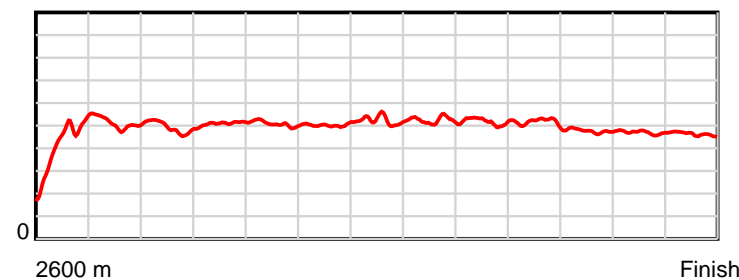
0.6 s Stride duration



20 m/sec Speed



100 % Stride efficiency



Note: Horizontal distance axis grid lines are 200m furlongs.

**Disclaimer.**

HRNZ and NZMTC and Thoroughbred Ratings Pty Ltd accepts no responsibility for the completeness or accuracy of any of the information contained herein, and makes no representations about its suitability for any particular purpose. Users should make their own judgements about those matters and/or seek independent advice. You assume all risks associated with use of the data provided on this page.



# Race Results



August 22, 2025, Race 4, VIP INSTALLED TROT, Distance 2600m, Addington - Survey 3200m

Result	TAB no.	Horse (Barrier)	2600 to	2400m to
7th	7	<b>Starstruck (8)</b>	<b>2400m</b>	<b>2200m</b>
		Position in running (margin)	-	8(18.8)
		Sectional time (s)	19.28	20.44
		Cumulative time (s)	210.77	191.49
		Speed (m/s)	10.37	9.78
		Stride length (m)	4.91	4.74
		Stride duration (s)	0.468	0.485
		Stride efficiency (%)	37.74	35.15
		Stride count	40.70	42.17

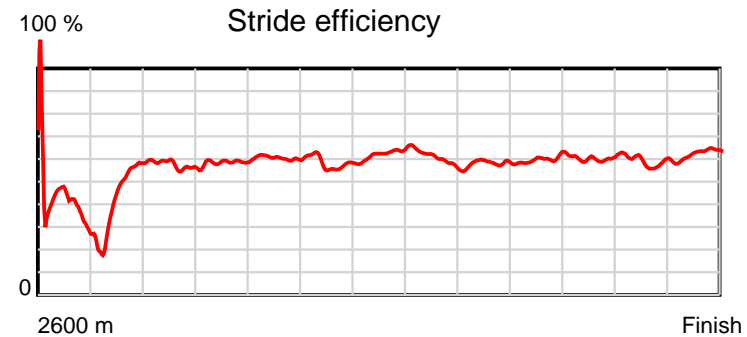
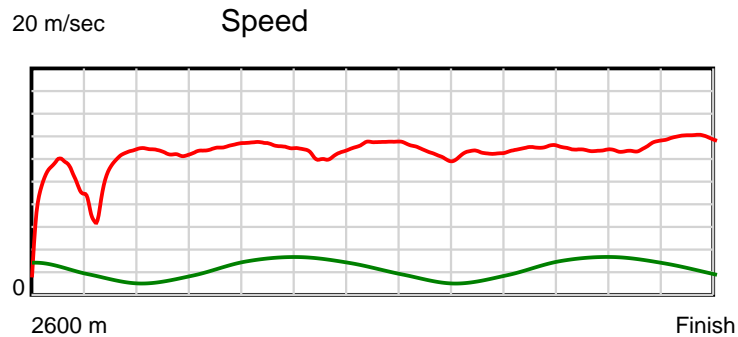
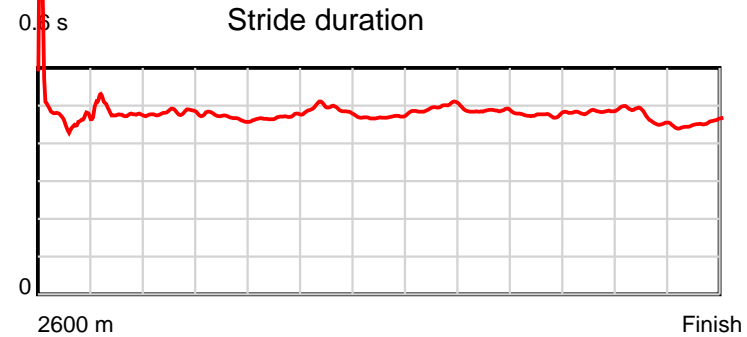
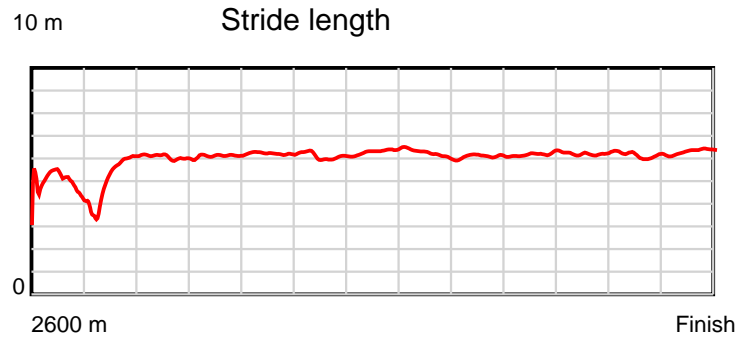
#### Disclaimer.

HRNZ and NZMTC and Thoroughbred Ratings Pty Ltd accepts no responsibility for the completeness or accuracy of any of the information contained herein, and makes no representations about its suitability for any particular purpose. Users should make their own judgements about those matters and/or seek independent advice. You assume all risks associated with use of the data provided on this page.

# Race Results

August 22, 2025, Race 4, VIP INSTALLED TROT, Distance 2600m, Addington - Survey 3200m

Result	TAB no.	Horse (Barrier)	2200m to	2000m to	1800m to	1600m to	1400m to	1200m to	1000m to	800m to	600m to	400m to	200m to	Total or	Margin
7th	7	Starstruck (8)	2000m	1800m	1600m	1400m	1200m	1000m	800m	600m	400m	200m	WP	Average	
		Position in running (margin)	10(46.4)	10(47.3)	10(45.4)	10(39.2)	10(39.8)	10(34.7)	10(41.2)	10(46.8)	10(50.5)	10(54.5)	8(55.8)		46.60
		Sectional time (s)	16.08	15.38	15.19	16.15	14.85	16.21	16.07	15.34	15.86	15.57	14.35		
		Cumulative time (s)	171.05	154.97	139.59	124.40	108.25	93.40	77.19	61.12	45.78	29.92	14.35	3:30.77	
		Speed (m/s)	12.44	13.00	13.17	12.38	13.47	12.34	12.45	13.04	12.61	12.85	13.94	12.34	
		Stride length (m)	5.98	6.11	6.19	6.09	6.33	6.11	6.05	6.20	6.11	6.04	6.31	5.89	
		Stride duration (s)	0.481	0.470	0.470	0.491	0.470	0.496	0.486	0.476	0.484	0.470	0.453	0.478	
		Stride efficiency (%)	55.97	58.27	59.88	57.86	62.65	58.42	57.16	60.13	58.29	57.02	62.26	54.23	
		Stride count	33.42	32.75	32.31	32.87	31.59	32.71	33.07	32.24	32.75	33.11	31.68	441.37	



Note: Horizontal distance axis grid lines are 200m furlongs.

#### Disclaimer.

HRNZ and NZMTC and Thoroughbred Ratings Pty Ltd accepts no responsibility for the completeness or accuracy of any of the information contained herein, and makes no representations about its suitability for any particular purpose. Users should make their own judgements about those matters and/or seek independent advice. You assume all risks associated with use of the data provided on this page.



# Race Results



August 22, 2025, Race 4, VIP INSTALLED TROT, Distance 2600m, Addington - Survey 3200m

Result	TAB no.	Horse (Barrier)	2600 to	2400m to
8th	11	<b>Which Way (10)</b>	<b>2400m</b>	<b>2200m</b>
		Position in running (margin)	-	11(48.8)
		Sectional time (s)	24.24	16.49
		Cumulative time (s)	211.22	186.98
		Speed (m/s)	8.25	12.13
		Stride length (m)	4.80	5.69
		Stride duration (s)	0.487	0.469
		Stride efficiency (%)	35.93	50.56
		Stride count	41.71	35.16

#### Disclaimer.

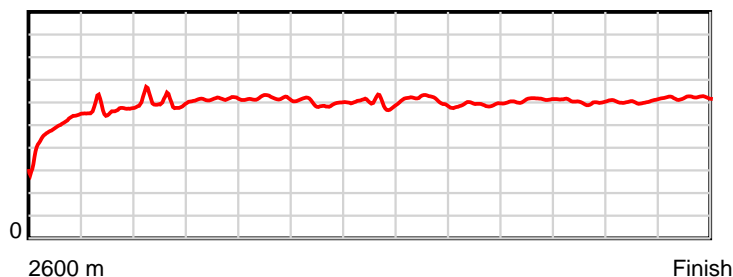
HRNZ and NZMTC and Thoroughbred Ratings Pty Ltd accepts no responsibility for the completeness or accuracy of any of the information contained herein, and makes no representations about its suitability for any particular purpose. Users should make their own judgements about those matters and/or seek independent advice. You assume all risks associated with use of the data provided on this page.

# Race Results

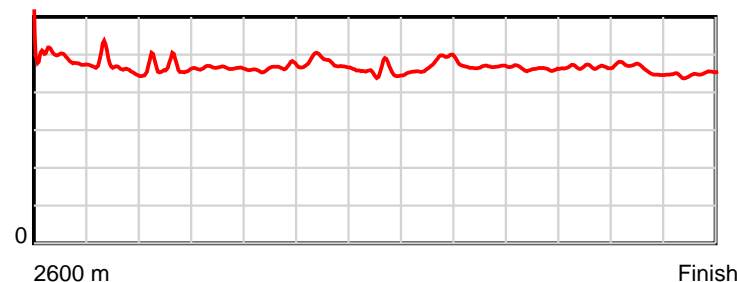
August 22, 2025, Race 4, VIP INSTALLED TROT, Distance 2600m, Addington - Survey 3200m

Result	TAB no.	Horse (Barrier)	2200m to	2000m to	1800m to	1600m to	1400m to	1200m to	1000m to	800m to	600m to	400m to	200m to	Total or	Margin
8th	11	Which Way (10)	2000m	1800m	1600m	1400m	1200m	1000m	800m	600m	400m	200m	WP	Average	
		Position in running (margin)	11(52.7)	11(50.1)	11(47.2)	11(40.7)	11(41.9)	11(39.7)	11(43.3)	11(48.3)	11(52.0)	11(55.9)	11(57.8)		49.00
		Sectional time (s)	15.50	15.21	15.13	16.25	15.34	15.72	15.98	15.35	15.84	15.68	14.49		
		Cumulative time (s)	170.49	154.99	139.78	124.65	108.40	93.06	77.34	61.36	46.01	30.17	14.49	3:31.22	
		Speed (m/s)	12.90	13.15	13.22	12.31	13.04	12.72	12.52	13.03	12.63	12.76	13.80	12.31	
		Stride length (m)	5.98	6.10	6.14	5.89	5.93	6.05	5.84	6.02	5.90	5.88	6.19	5.86	
		Stride duration (s)	0.463	0.464	0.465	0.479	0.455	0.475	0.467	0.462	0.467	0.461	0.449	0.476	
		Stride efficiency (%)	55.81	58.14	58.91	54.29	55.04	57.15	53.36	56.71	54.38	54.03	59.94	53.58	
		Stride count	33.47	32.79	32.57	33.93	33.70	33.07	34.23	33.20	33.90	34.01	32.29	444.03	

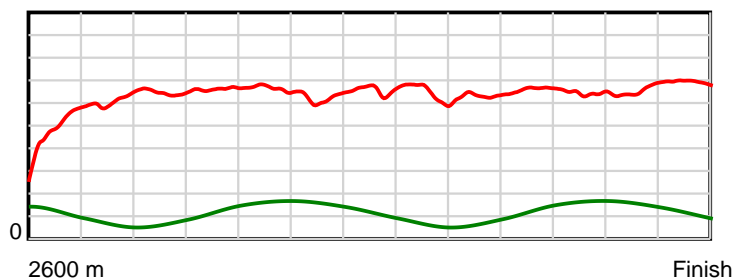
10 m Stride length



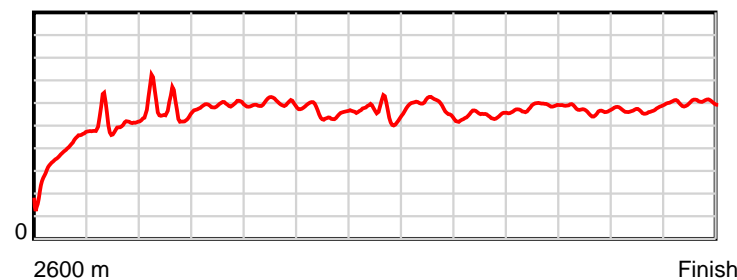
0.6 s Stride duration



20 m/sec Speed



100 % Stride efficiency



Note: Horizontal distance axis grid lines are 200m furlongs.

## Disclaimer.

HRNZ and NZMTC and Thoroughbred Ratings Pty Ltd accepts no responsibility for the completeness or accuracy of any of the information contained herein, and makes no representations about its suitability for any particular purpose. Users should make their own judgements about those matters and/or seek independent advice. You assume all risks associated with use of the data provided on this page.



# Race Results



August 22, 2025, Race 4, VIP INSTALLED TROT, Distance 2600m, Addington - Survey 3200m

Result	TAB no.	Horse (Barrier)	2600 to	2400m to
9th	9	<b>Della's Fella (9)</b>	<b>2400m</b>	<b>2200m</b>
		Position in running (margin)	-	6(15.5)
		Sectional time (s)	18.69	16.67
		Cumulative time (s)	211.22	192.53
		Speed (m/s)	10.70	12.00
		Stride length (m)	5.09	5.46
		Stride duration (s)	0.458	0.455
		Stride efficiency (%)	40.45	46.63
		Stride count	39.31	36.61

#### Disclaimer.

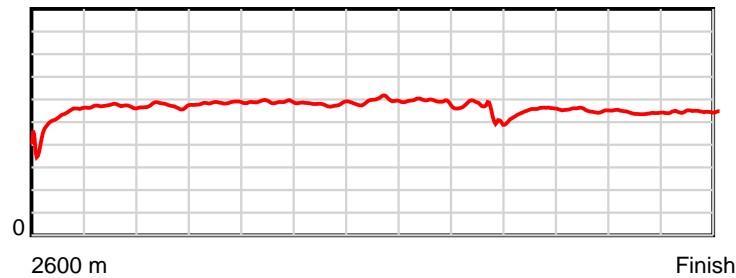
HRNZ and NZMTC and Thoroughbred Ratings Pty Ltd accepts no responsibility for the completeness or accuracy of any of the information contained herein, and makes no representations about its suitability for any particular purpose. Users should make their own judgements about those matters and/or seek independent advice. You assume all risks associated with use of the data provided on this page.

# Race Results

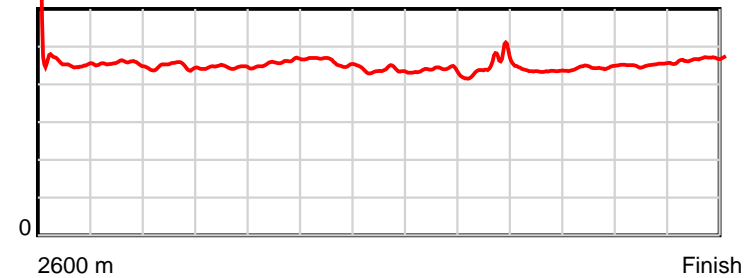
August 22, 2025, Race 4, VIP INSTALLED TROT, Distance 2600m, Addington - Survey 3200m

Result	TAB no.	Horse (Barrier)	2200m to	2000m to	1800m to	1600m to	1400m to	1200m to	1000m to	800m to	600m to	400m to	200m to	Total or	Margin
9th	9	Della's Fella (9)	2000m	1800m	1600m	1400m	1200m	1000m	800m	600m	400m	200m	WP	Average	
		Position in running (margin)	7(20.4)	7(19.6)	7(16.5)	7(13.2)	7(12.8)	7(6.5)	6(6.7)	7(19.7)	7(26.2)	7(33.1)	7(41.8)		49.00
		Sectional time (s)	15.80	15.17	15.68	15.97	14.65	15.17	17.30	15.82	16.33	16.81	17.16		
		Cumulative time (s)	175.86	160.06	144.89	129.21	113.24	98.59	83.42	66.12	50.30	33.97	17.16	3:31.22	
		Speed (m/s)	12.66	13.18	12.76	12.52	13.65	13.18	11.56	12.64	12.25	11.90	11.66	12.31	
		Stride length (m)	5.67	5.87	5.85	5.76	5.96	5.76	5.19	5.51	5.46	5.37	5.46	5.56	
		Stride duration (s)	0.448	0.445	0.459	0.460	0.437	0.437	0.449	0.436	0.446	0.452	0.468	0.452	
		Stride efficiency (%)	50.17	53.88	53.49	51.81	55.56	51.92	42.05	47.37	46.62	45.09	46.55	48.27	
		Stride count	35.30	34.06	34.18	34.74	33.54	34.70	38.55	36.33	36.62	37.23	36.64	467.81	

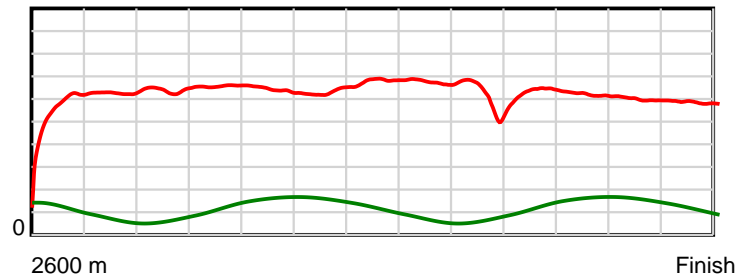
10 m Stride length



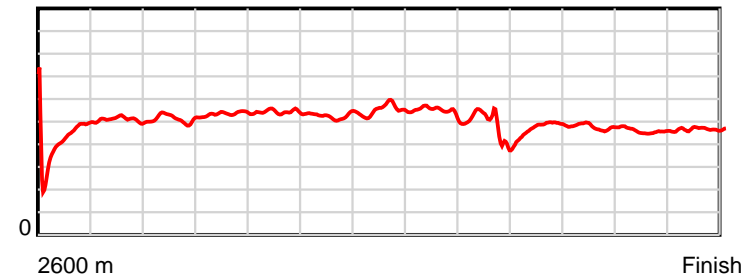
0.6 s Stride duration



20 m/sec Speed



100 % Stride efficiency



Note: Horizontal distance axis grid lines are 200m furlongs.

## Disclaimer.

HRNZ and NZMTC and Thoroughbred Ratings Pty Ltd accepts no responsibility for the completeness or accuracy of any of the information contained herein, and makes no representations about its suitability for any particular purpose. Users should make their own judgements about those matters and/or seek independent advice. You assume all risks associated with use of the data provided on this page.



# Race Results



August 22, 2025, Race 4, VIP INSTALLED TROT, Distance 2600m, Addington - Survey 3200m

Result	TAB no.	Horse (Barrier)	2600 to	2400m to
10th	5	<b>Kowhai Sunburs... (6)</b>	<b>2400m</b>	<b>2200m</b>
		Position in running (margin)	-	12(55.0)
		Sectional time (s)	25.43	16.30
		Cumulative time (s)	211.89	186.46
		Speed (m/s)	7.87	12.27
		Stride length (m)	3.99	5.70
		Stride duration (s)	0.498	0.464
		Stride efficiency (%)	24.88	50.79
		Stride count	50.13	35.08

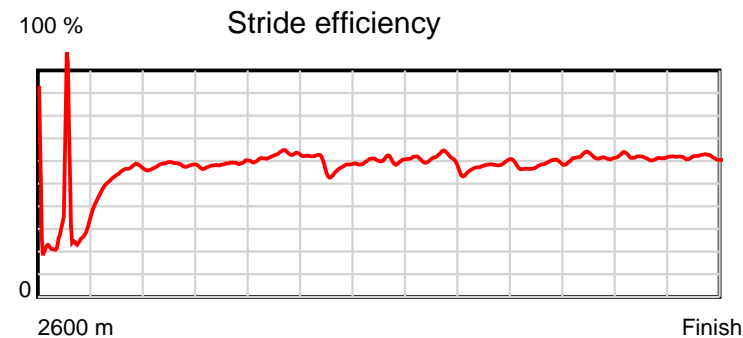
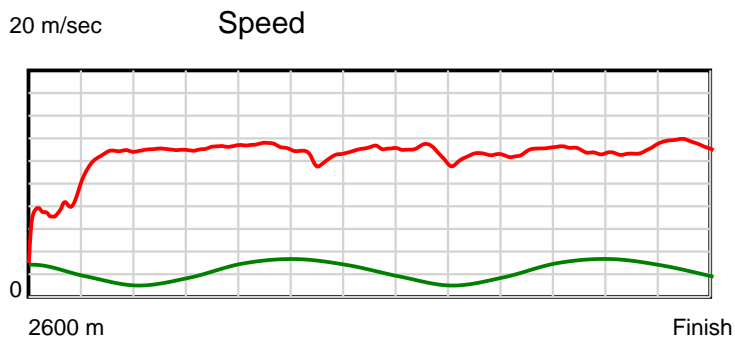
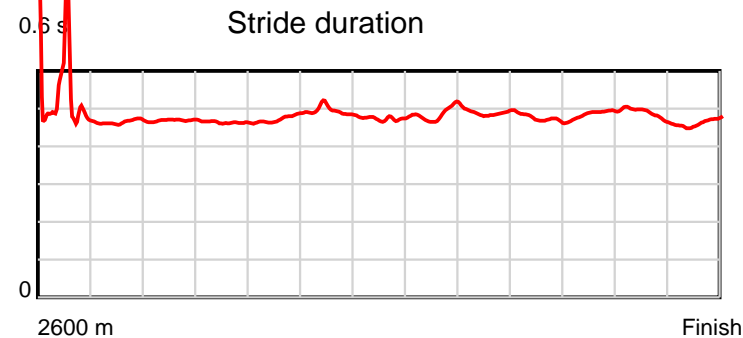
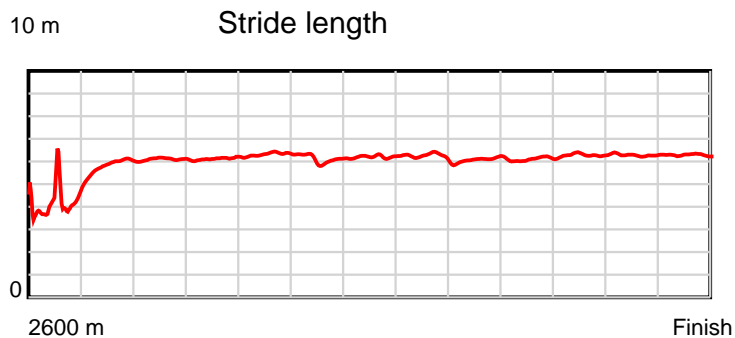
#### Disclaimer.

HRNZ and NZMTC and Thoroughbred Ratings Pty Ltd accepts no responsibility for the completeness or accuracy of any of the information contained herein, and makes no representations about its suitability for any particular purpose. Users should make their own judgements about those matters and/or seek independent advice. You assume all risks associated with use of the data provided on this page.

# Race Results

August 22, 2025, Race 4, VIP INSTALLED TROT, Distance 2600m, Addington - Survey 3200m

Result	TAB no.	Horse (Barrier)	2200m to	2000m to	1800m to	1600m to	1400m to	1200m to	1000m to	800m to	600m to	400m to	200m to	Total or	Margin
10th	5	<b>Kowhai Sunburs... (6)</b>	<b>2000m</b>	<b>1800m</b>	<b>1600m</b>	<b>1400m</b>	<b>1200m</b>	<b>1000m</b>	<b>800m</b>	<b>600m</b>	<b>400m</b>	<b>200m</b>	<b>WP</b>	<b>Average</b>	
		Position in running (margin)	12(57.7)	12(54.6)	12(50.7)	12(43.4)	12(44.3)	12(41.3)	12(45.7)	12(50.7)	12(55.1)	12(58.0)	12(59.8)		52.50
		Sectional time (s)	15.41	15.03	15.01	16.19	15.20	15.86	15.97	15.46	15.66	15.68	14.69		
		Cumulative time (s)	170.16	154.75	139.72	124.71	108.52	93.32	77.46	61.49	46.03	30.37	14.69	3:31.89	
		Speed (m/s)	12.98	13.31	13.32	12.35	13.16	12.61	12.52	12.94	12.77	12.76	13.61	12.27	
		Stride length (m)	6.08	6.16	6.31	6.10	6.23	6.15	6.12	6.12	6.23	6.19	6.32	5.89	
		Stride duration (s)	0.469	0.463	0.474	0.494	0.474	0.488	0.489	0.473	0.488	0.485	0.464	0.480	
		Stride efficiency (%)	57.81	59.38	62.26	58.18	60.65	59.18	58.51	58.53	60.59	59.84	62.41	54.30	
		Stride count	32.88	32.44	31.69	32.78	32.10	32.50	32.69	32.68	32.12	32.32	31.65	441.06	



Note: Horizontal distance axis grid lines are 200m furlongs.

#### Disclaimer.

HRNZ and NZMTC and Thoroughbred Ratings Pty Ltd accepts no responsibility for the completeness or accuracy of any of the information contained herein, and makes no representations about its suitability for any particular purpose. Users should make their own judgements about those matters and/or seek independent advice. You assume all risks associated with use of the data provided on this page.



# Race Results



August 22, 2025, Race 4, VIP INSTALLED TROT, Distance 2600m, Addington - Survey 3200m

Result	TAB no.	Horse (Barrier)	2600 to	2400m to
11th	1	Hoofn It (2)	2400m	2200m
		Position in running (margin)	-	10(41.6)
		Sectional time (s)	23.03	16.10
		Cumulative time (s)	212.24	189.21
		Speed (m/s)	8.68	12.42
		Stride length (m)	4.60	5.91
		Stride duration (s)	0.515	0.476
		Stride efficiency (%)	33.07	54.66
		Stride count	43.47	33.82

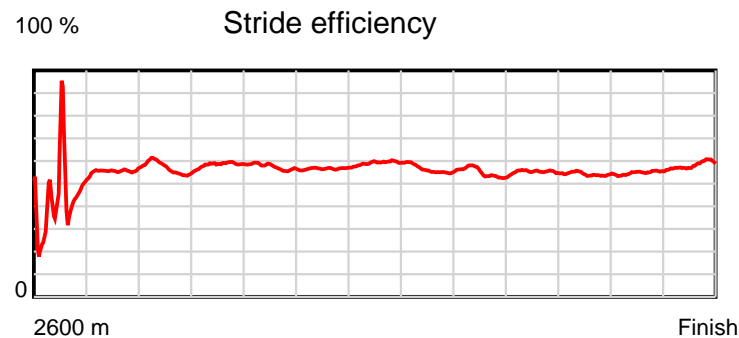
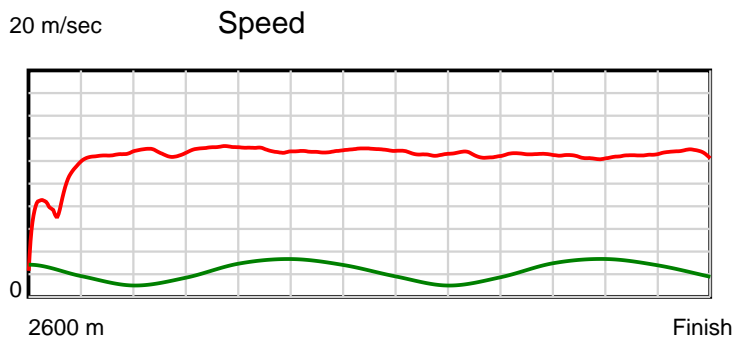
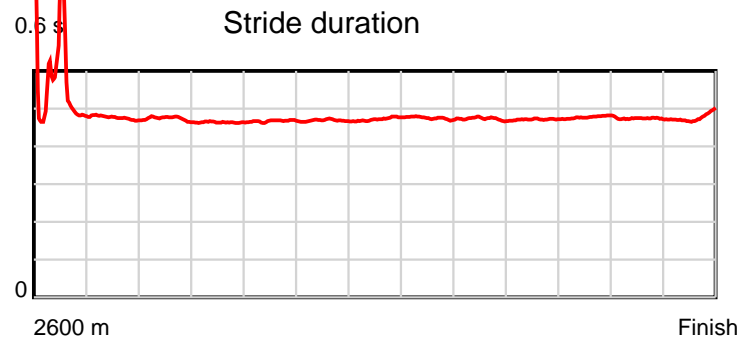
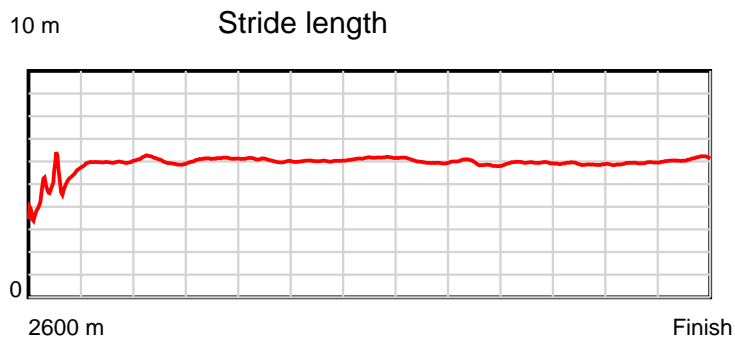
#### Disclaimer.

HRNZ and NZMTC and Thoroughbred Ratings Pty Ltd accepts no responsibility for the completeness or accuracy of any of the information contained herein, and makes no representations about its suitability for any particular purpose. Users should make their own judgements about those matters and/or seek independent advice. You assume all risks associated with use of the data provided on this page.

# Race Results

August 22, 2025, Race 4, VIP INSTALLED TROT, Distance 2600m, Addington - Survey 3200m

Result	TAB no.	Horse (Barrier)	2200m to	2000m to	1800m to	1600m to	1400m to	1200m to	1000m to	800m to	600m to	400m to	200m to	Total or	Margin
11th	1	Hoofn It (2)	2000m	1800m	1600m	1400m	1200m	1000m	800m	600m	400m	200m	WP	Average	
		Position in running (margin)	8(43.1)	8(41.6)	8(38.7)	8(33.7)	8(30.6)	8(28.7)	8(34.0)	8(38.9)	8(46.0)	8(52.2)	10(56.4)		54.40
		Sectional time (s)	15.67	15.22	15.40	15.52	15.39	16.01	15.95	15.91	16.22	16.06	15.76		
		Cumulative time (s)	173.11	157.44	142.22	126.82	111.30	95.91	79.90	63.95	48.04	31.82	15.76	3:32.24	
		Speed (m/s)	12.76	13.14	12.99	12.89	13.00	12.49	12.54	12.57	12.33	12.45	12.69	12.25	
		Stride length (m)	6.04	6.09	6.06	6.04	6.13	5.94	5.92	5.93	5.88	5.89	6.07	5.86	
		Stride duration (s)	0.473	0.463	0.467	0.469	0.472	0.475	0.473	0.471	0.477	0.473	0.478	0.478	
		Stride efficiency (%)	57.06	57.91	57.45	56.97	58.78	55.07	54.85	54.90	54.06	54.22	57.52	53.57	
		Stride count	33.10	32.85	32.98	33.12	32.61	33.69	33.76	33.74	34.00	33.95	32.97	444.06	



Note: Horizontal distance axis grid lines are 200m furlongs.

#### Disclaimer.

HRNZ and NZMTC and Thoroughbred Ratings Pty Ltd accepts no responsibility for the completeness or accuracy of any of the information contained herein, and makes no representations about its suitability for any particular purpose. Users should make their own judgements about those matters and/or seek independent advice. You assume all risks associated with use of the data provided on this page.



# Race Results



August 22, 2025, Race 4, VIP INSTALLED TROT, Distance 2600m, Addington - Survey 3200m

Result	TAB no.	Horse (Barrier)	2600 to	2400m to
12th	14	<b>Highly Rated (1)</b>	<b>2400m</b>	<b>2200m</b>
		Position in running (margin)	-	9(33.2)
		Sectional time (s)	21.76	17.58
		Cumulative time (s)	212.28	190.52
		Speed (m/s)	9.19	11.38
		Stride length (m)	4.68	5.08
		Stride duration (s)	0.458	0.446
		Stride efficiency (%)	34.21	40.29
		Stride count	42.74	39.39

#### Disclaimer.

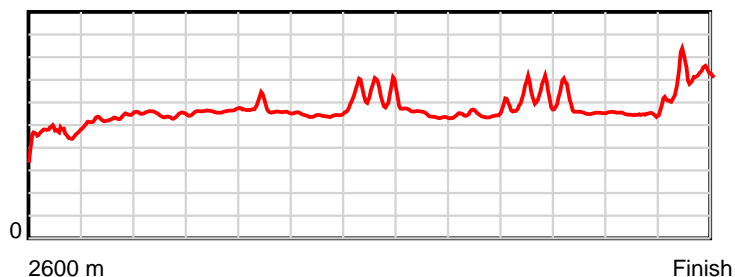
HRNZ and NZMTC and Thoroughbred Ratings Pty Ltd accepts no responsibility for the completeness or accuracy of any of the information contained herein, and makes no representations about its suitability for any particular purpose. Users should make their own judgements about those matters and/or seek independent advice. You assume all risks associated with use of the data provided on this page.

# Race Results

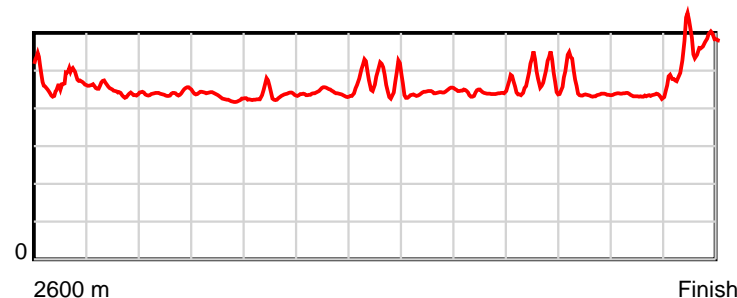
August 22, 2025, Race 4, VIP INSTALLED TROT, Distance 2600m, Addington - Survey 3200m

Result	TAB no.	Horse (Barrier)	2200m to	2000m to	1800m to	1600m to	1400m to	1200m to	1000m to	800m to	600m to	400m to	200m to	Total or	Margin
12th	14	<b>Highly Rated (1)</b>	<b>2000m</b>	<b>1800m</b>	<b>1600m</b>	<b>1400m</b>	<b>1200m</b>	<b>1000m</b>	<b>800m</b>	<b>600m</b>	<b>400m</b>	<b>200m</b>	<b>WP</b>	<b>Average</b>	
		Position in running (margin)	9(43.7)	9(45.4)	9(42.6)	9(36.7)	9(38.0)	9(32.8)	9(39.0)	9(44.7)	9(48.5)	9(52.5)	9(56.3)		54.60
		Sectional time (s)	16.22	15.23	15.24	16.25	14.83	16.17	16.09	15.36	15.84	16.01	15.70		
		Cumulative time (s)	172.94	156.72	141.49	126.25	110.00	95.17	79.00	62.91	47.55	31.71	15.70	3:32.28	
		Speed (m/s)	12.33	13.13	13.12	12.31	13.49	12.37	12.43	13.02	12.63	12.49	12.74	12.25	
		Stride length (m)	5.42	5.65	5.69	5.42	6.19	5.49	5.51	5.94	5.61	5.42	6.65	5.56	
		Stride duration (s)	0.439	0.430	0.434	0.441	0.459	0.443	0.444	0.456	0.444	0.434	0.522	0.454	
		Stride efficiency (%)	45.87	49.84	50.67	45.98	59.87	47.02	47.51	55.16	49.10	45.94	69.15	48.27	
		Stride count	36.92	35.42	35.12	36.87	32.31	36.46	36.27	33.66	35.68	36.89	30.06	467.79	

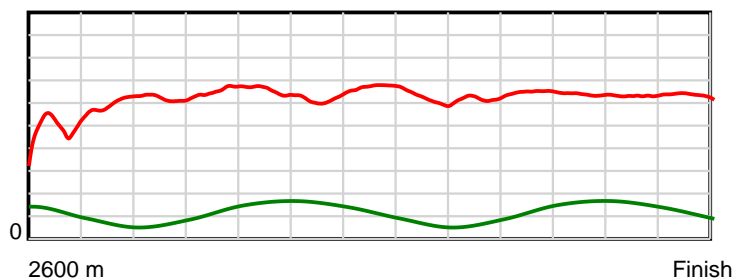
10 m Stride length



0.6 s Stride duration



20 m/sec Speed



100 % Stride efficiency



Note: Horizontal distance axis grid lines are 200m furlongs.

**Disclaimer.**

HRNZ and NZMTC and Thoroughbred Ratings Pty Ltd accepts no responsibility for the completeness or accuracy of any of the information contained herein, and makes no representations about its suitability for any particular purpose. Users should make their own judgements about those matters and/or seek independent advice. You assume all risks associated with use of the data provided on this page.