



Race Results

NZ Metropolitan Trotting Club Inc, HRNZ, August 29, 2025

Compilation date: August 29, 2025, 5:36:16 PM (NZST)

Copyright © 2025 HRNZ and NZMTC. All rights reserved.

Trademarks.

StrideMASTER is a registered trademark of Thoroughbred Ratings Pty Ltd.

Disclaimer.

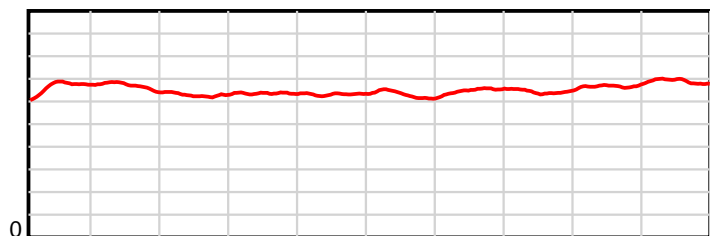
HRNZ and NZMTC and Thoroughbred Ratings Pty Ltd accepts no responsibility for the completeness or accuracy of any of the information contained herein, and makes no representations about its suitability for any particular purpose. Users should make their own judgements about those matters and/or seek independent advice. You assume all risks associated with use of the data provided on this page.

Race Results

August 29, 2025, Race 1, STEVO'S 75 AND STILL FLYING MOBILE PACE, Distance 1980m, Addington - Survey 1980m

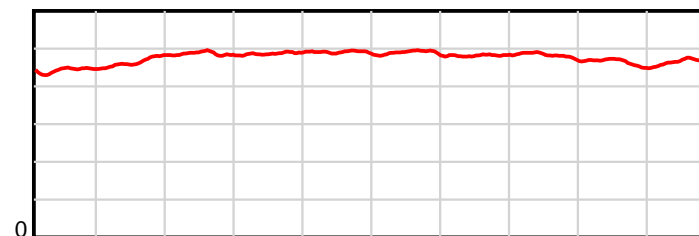
| Result | TAB no. | Horse (Barrier) | 1980 to | 1800m to | 1600m to | 1400m to | 1200m to | 1000m to | 800m to | 600m to | 400m to | 200m to | Total or | Margin |
|--------|---------|------------------------------|---------|----------|----------|----------|----------|----------|---------|---------|---------|---------|----------|--------|
| 1st | 5 | Tact Teva (5) | 1800m | 1600m | 1400m | 1200m | 1000m | 800m | 600m | 400m | 200m | WP | Average | |
| | | Position in running (margin) | - | 1(0.0) | 1(0.0) | 1(0.0) | 1(0.0) | 1(0.0) | 1(0.0) | 1(0.0) | 1(0.0) | 1(0.0) | | 0.00 |
| | | Sectional time (s) | 12.16 | 14.03 | 15.25 | 15.25 | 15.46 | 15.81 | 14.88 | 14.91 | 13.57 | 13.70 | | |
| | | Cumulative time (s) | 145.02 | 132.86 | 118.83 | 103.58 | 88.33 | 72.87 | 57.06 | 42.18 | 27.27 | 13.70 | 2:25.02 | |
| | | Speed (m/s) | 14.80 | 14.26 | 13.11 | 13.11 | 12.94 | 12.65 | 13.44 | 13.41 | 14.74 | 14.60 | 13.65 | |
| | | Stride length (m) | 6.62 | 6.66 | 6.38 | 6.38 | 6.35 | 6.19 | 6.47 | 6.45 | 6.82 | 6.83 | 6.51 | |
| | | Stride duration (s) | 0.443 | 0.467 | 0.486 | 0.487 | 0.491 | 0.489 | 0.482 | 0.481 | 0.463 | 0.468 | 0.477 | |
| | | Stride efficiency (%) | 68.53 | 69.23 | 63.58 | 63.67 | 62.91 | 59.79 | 65.49 | 65.08 | 72.77 | 72.93 | 66.19 | |
| | | Stride count | 27.18 | 30.05 | 31.35 | 31.33 | 31.52 | 32.33 | 30.89 | 30.99 | 29.31 | 29.28 | 304.23 | |

10 m Stride length



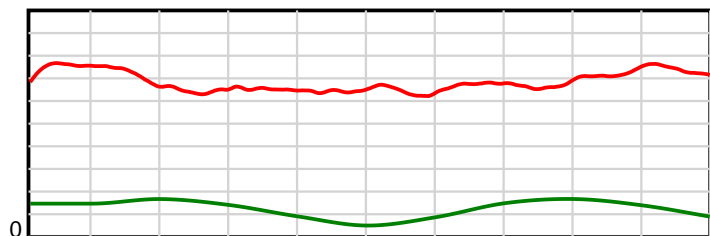
1980 m Finish

0.6 s Stride duration



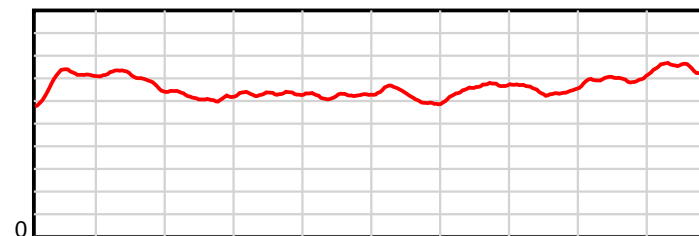
1980 m Finish

20 m/sec Speed



1980 m Finish

100 % Stride efficiency



1980 m Finish

Note: Horizontal distance axis grid lines are 200m furlongs.

Disclaimer.

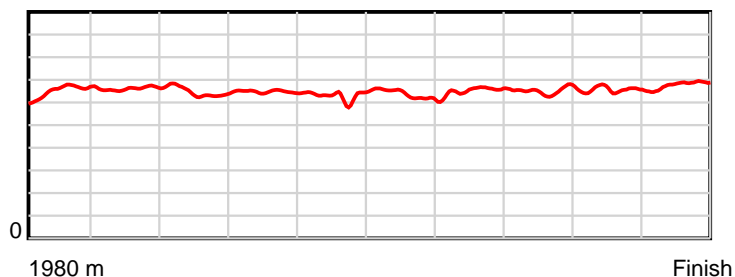
HRNZ and NZMTC and Thoroughbred Ratings Pty Ltd accepts no responsibility for the completeness or accuracy of any of the information contained herein, and makes no representations about its suitability for any particular purpose. Users should make their own judgements about those matters and/or seek independent advice. You assume all risks associated with use of the data provided on this page.

Race Results

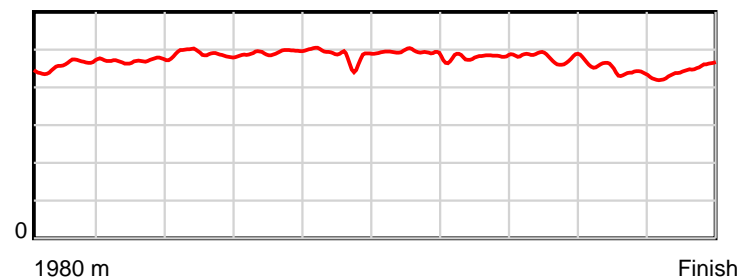
August 29, 2025, Race 1, STEVO'S 75 AND STILL FLYING MOBILE PACE, Distance 1980m, Addington - Survey 1980m

| Result | TAB no. | Horse (Barrier) | 1980 to | 1800m to | 1600m to | 1400m to | 1200m to | 1000m to | 800m to | 600m to | 400m to | 200m to | Total or | Margin |
|--------|---------|------------------------------|--------------|--------------|--------------|--------------|--------------|-------------|-------------|-------------|-------------|-----------|----------------|--------|
| 2nd | 10 | Berrettini (10) | 1800m | 1600m | 1400m | 1200m | 1000m | 800m | 600m | 400m | 200m | WP | Average | |
| | | Position in running (margin) | - | 8(6.2) | 7(7.3) | 7(5.5) | 7(5.4) | 7(5.6) | 7(5.9) | 7(5.4) | 7(5.3) | 6(4.5) | | 1.40 |
| | | Sectional time (s) | 13.27 | 14.21 | 14.95 | 15.23 | 15.50 | 15.86 | 14.79 | 14.90 | 13.43 | 13.14 | | |
| | | Cumulative time (s) | 145.28 | 132.01 | 117.80 | 102.85 | 87.62 | 72.12 | 56.26 | 41.47 | 26.57 | 13.14 | 2:25.28 | |
| | | Speed (m/s) | 13.57 | 14.07 | 13.38 | 13.13 | 12.90 | 12.61 | 13.52 | 13.42 | 14.89 | 15.22 | 13.63 | |
| | | Stride length (m) | 6.51 | 6.62 | 6.55 | 6.47 | 6.26 | 6.20 | 6.52 | 6.43 | 6.62 | 6.79 | 6.49 | |
| | | Stride duration (s) | 0.461 | 0.470 | 0.490 | 0.493 | 0.485 | 0.492 | 0.482 | 0.479 | 0.445 | 0.446 | 0.476 | |
| | | Stride efficiency (%) | 66.29 | 68.48 | 67.11 | 65.51 | 61.17 | 60.16 | 66.37 | 64.65 | 68.47 | 71.99 | 65.89 | |
| | | Stride count | 27.64 | 30.21 | 30.52 | 30.89 | 31.97 | 32.23 | 30.69 | 31.09 | 30.21 | 29.47 | 304.92 | |

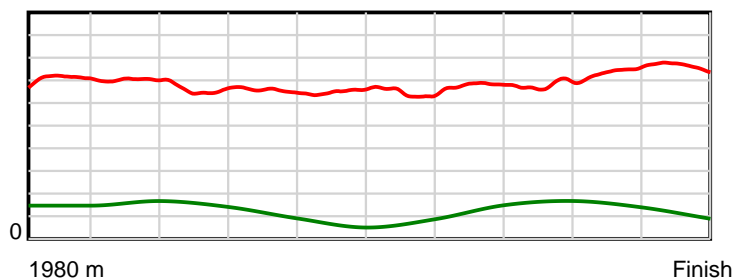
10 m Stride length



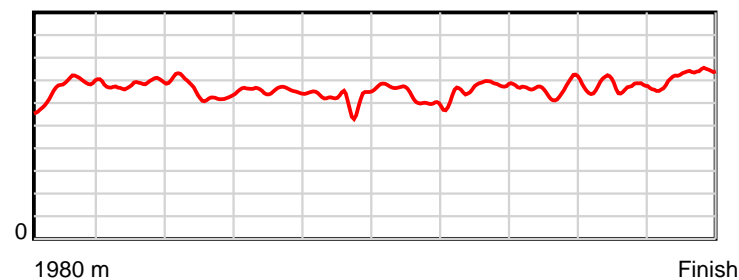
0.6 s Stride duration



20 m/sec Speed



100 % Stride efficiency



Note: Horizontal distance axis grid lines are 200m furlongs.

Disclaimer.

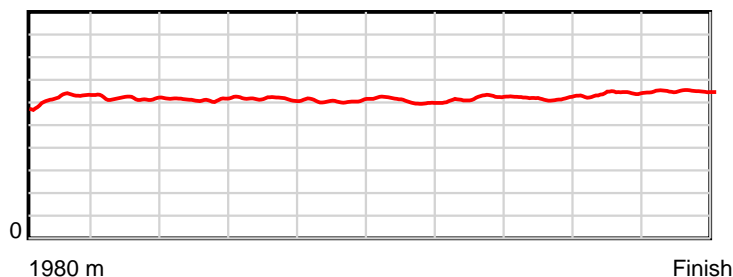
HRNZ and NZMTC and Thoroughbred Ratings Pty Ltd accepts no responsibility for the completeness or accuracy of any of the information contained herein, and makes no representations about its suitability for any particular purpose. Users should make their own judgements about those matters and/or seek independent advice. You assume all risks associated with use of the data provided on this page.

Race Results

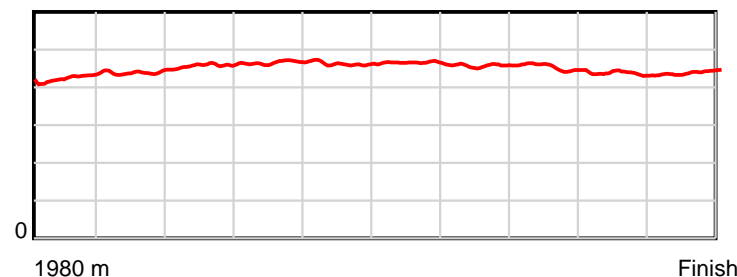
August 29, 2025, Race 1, STEVO'S 75 AND STILL FLYING MOBILE PACE, Distance 1980m, Addington - Survey 1980m

| Result | TAB no. | Horse (Barrier) | 1980 to | 1800m to | 1600m to | 1400m to | 1200m to | 1000m to | 800m to | 600m to | 400m to | 200m to | Total or | Margin |
|--------|---------|------------------------------|---------|----------|----------|----------|----------|----------|---------|---------|---------|---------|----------|--------|
| 3rd | 7 | Riptide (7) | 1800m | 1600m | 1400m | 1200m | 1000m | 800m | 600m | 400m | 200m | WP | Average | |
| | | Position in running (margin) | - | 4(3.9) | 5(6.7) | 4(3.0) | 4(2.7) | 3(2.5) | 4(3.1) | 4(3.1) | 5(3.9) | 4(2.6) | | 2.60 |
| | | Sectional time (s) | 13.00 | 14.49 | 14.65 | 15.19 | 15.43 | 15.92 | 14.88 | 15.05 | 13.37 | 13.53 | | |
| | | Cumulative time (s) | 145.51 | 132.51 | 118.02 | 103.37 | 88.18 | 72.75 | 56.83 | 41.95 | 26.90 | 13.53 | 2:25.51 | |
| | | Speed (m/s) | 13.85 | 13.80 | 13.65 | 13.17 | 12.96 | 12.56 | 13.44 | 13.29 | 14.96 | 14.78 | 13.61 | |
| | | Stride length (m) | 6.04 | 6.07 | 6.25 | 6.13 | 5.99 | 5.84 | 6.15 | 6.01 | 6.52 | 6.50 | 6.15 | |
| | | Stride duration (s) | 0.424 | 0.440 | 0.458 | 0.465 | 0.462 | 0.465 | 0.457 | 0.452 | 0.436 | 0.440 | 0.452 | |
| | | Stride efficiency (%) | 57.09 | 57.60 | 61.06 | 58.71 | 56.13 | 53.38 | 59.08 | 56.49 | 66.45 | 65.99 | 59.02 | |
| | | Stride count | 29.78 | 32.94 | 32.00 | 32.63 | 33.37 | 34.22 | 32.53 | 33.26 | 30.67 | 30.78 | 322.18 | |

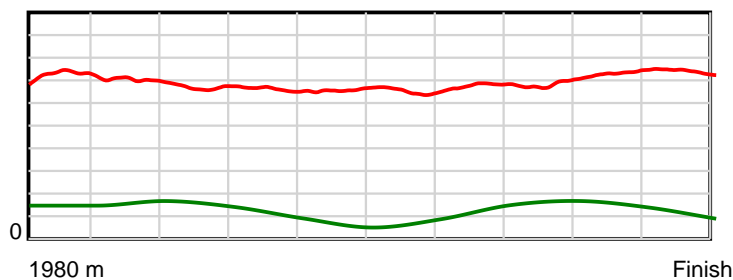
10 m Stride length



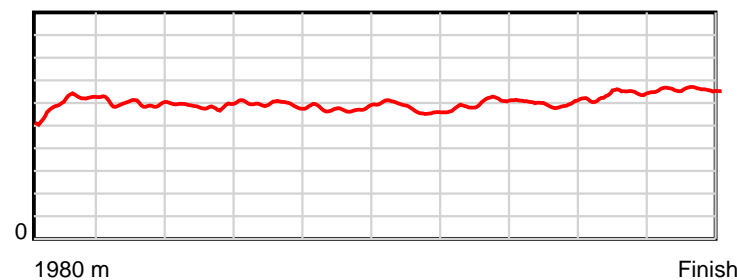
0.6 s Stride duration



20 m/sec Speed



100 % Stride efficiency



Note: Horizontal distance axis grid lines are 200m furlongs.

Disclaimer.

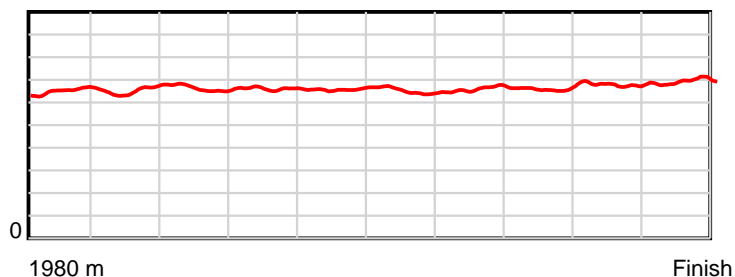
HRNZ and NZMTC and Thoroughbred Ratings Pty Ltd accepts no responsibility for the completeness or accuracy of any of the information contained herein, and makes no representations about its suitability for any particular purpose. Users should make their own judgements about those matters and/or seek independent advice. You assume all risks associated with use of the data provided on this page.

Race Results

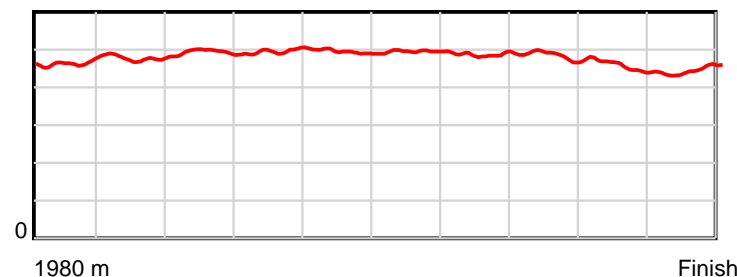
August 29, 2025, Race 1, STEVO'S 75 AND STILL FLYING MOBILE PACE, Distance 1980m, Addington - Survey 1980m

| Result | TAB no. | Horse (Barrier) | 1980 to | 1800m to | 1600m to | 1400m to | 1200m to | 1000m to | 800m to | 600m to | 400m to | 200m to | Total or | Margin |
|--------|---------|------------------------------|---------|----------|----------|----------|----------|----------|---------|---------|---------|---------|----------|--------|
| 4th | 8 | Spirit Downund... (8) | 1800m | 1600m | 1400m | 1200m | 1000m | 800m | 600m | 400m | 200m | WP | Average | |
| | | Position in running (margin) | - | 7(5.8) | 9(11.4) | 9(9.5) | 9(8.4) | 10(8.3) | 10(8.3) | 10(7.6) | 10(8.0) | 10(7.5) | | 3.20 |
| | | Sectional time (s) | 13.21 | 14.96 | 14.93 | 15.06 | 15.44 | 15.81 | 14.77 | 14.98 | 13.49 | 12.98 | | |
| | | Cumulative time (s) | 145.63 | 132.42 | 117.46 | 102.53 | 87.47 | 72.03 | 56.22 | 41.45 | 26.47 | 12.98 | 2:25.63 | |
| | | Speed (m/s) | 13.63 | 13.37 | 13.40 | 13.28 | 12.95 | 12.65 | 13.54 | 13.35 | 14.83 | 15.41 | 13.60 | |
| | | Stride length (m) | 6.45 | 6.39 | 6.61 | 6.59 | 6.40 | 6.26 | 6.59 | 6.46 | 6.74 | 6.89 | 6.53 | |
| | | Stride duration (s) | 0.464 | 0.478 | 0.494 | 0.496 | 0.494 | 0.495 | 0.487 | 0.484 | 0.455 | 0.447 | 0.481 | |
| | | Stride efficiency (%) | 65.04 | 63.72 | 68.34 | 67.80 | 64.10 | 61.29 | 67.88 | 65.21 | 71.02 | 74.16 | 66.73 | |
| | | Stride count | 27.90 | 31.32 | 30.24 | 30.36 | 31.23 | 31.94 | 30.34 | 30.96 | 29.67 | 29.03 | 302.99 | |

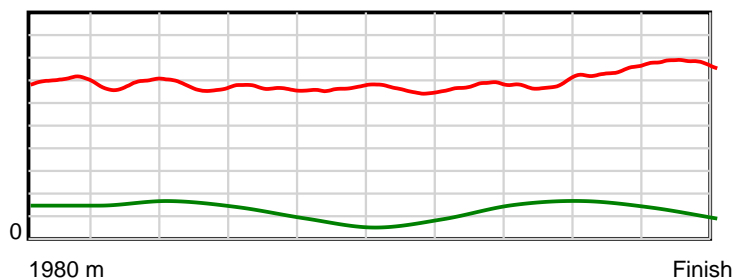
10 m Stride length



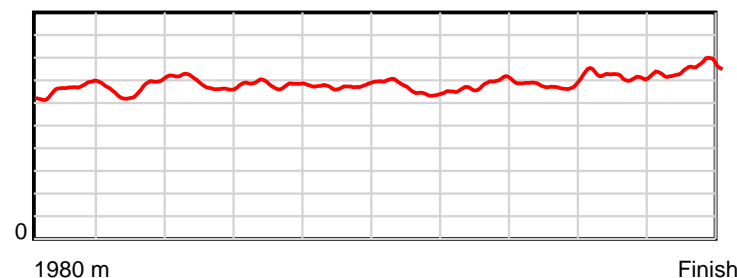
0.6 s Stride duration



20 m/sec Speed



100 % Stride efficiency



Note: Horizontal distance axis grid lines are 200m furlongs.

Disclaimer.

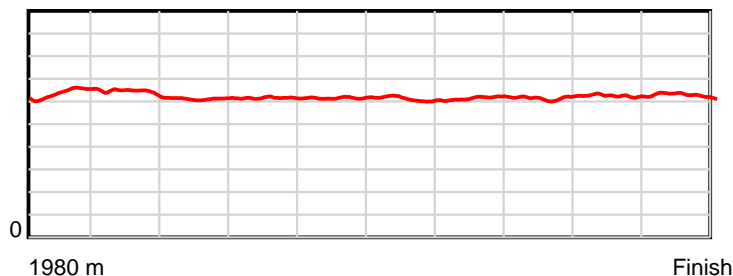
HRNZ and NZMTC and Thoroughbred Ratings Pty Ltd accepts no responsibility for the completeness or accuracy of any of the information contained herein, and makes no representations about its suitability for any particular purpose. Users should make their own judgements about those matters and/or seek independent advice. You assume all risks associated with use of the data provided on this page.

Race Results

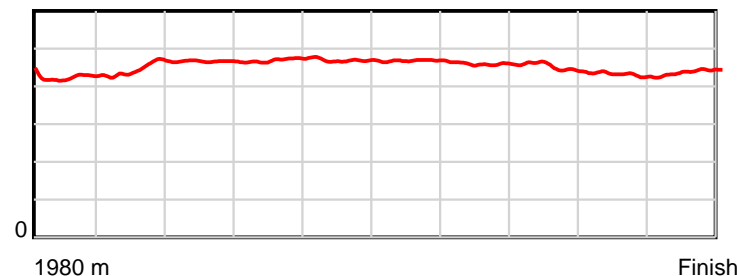
August 29, 2025, Race 1, STEVO'S 75 AND STILL FLYING MOBILE PACE, Distance 1980m, Addington - Survey 1980m

| Result | TAB no. | Horse (Barrier) | 1980 to | 1800m to | 1600m to | 1400m to | 1200m to | 1000m to | 800m to | 600m to | 400m to | 200m to | Total or | Margin |
|--------|---------|------------------------------|--------------|--------------|--------------|--------------|--------------|-------------|-------------|-------------|-------------|-----------|----------------|--------|
| 5th | 9 | Delightful Peg (9) | 1800m | 1600m | 1400m | 1200m | 1000m | 800m | 600m | 400m | 200m | WP | Average | |
| | | Position in running (margin) | - | 2(0.0) | 2(1.3) | 2(0.9) | 2(0.9) | 2(1.4) | 2(1.1) | 2(0.7) | 2(0.3) | 2(1.0) | | 3.40 |
| | | Sectional time (s) | 12.22 | 14.24 | 15.18 | 15.24 | 15.56 | 15.75 | 14.82 | 14.84 | 13.70 | 14.11 | | |
| | | Cumulative time (s) | 145.66 | 133.44 | 119.20 | 104.02 | 88.78 | 73.22 | 57.47 | 42.65 | 27.81 | 14.11 | 2:25.66 | |
| | | Speed (m/s) | 14.73 | 14.04 | 13.18 | 13.12 | 12.85 | 12.70 | 13.50 | 13.48 | 14.60 | 14.17 | 13.59 | |
| | | Stride length (m) | 6.32 | 6.28 | 6.14 | 6.16 | 6.03 | 5.94 | 6.19 | 6.08 | 6.28 | 6.23 | 6.16 | |
| | | Stride duration (s) | 0.423 | 0.447 | 0.466 | 0.469 | 0.469 | 0.468 | 0.459 | 0.451 | 0.430 | 0.439 | 0.453 | |
| | | Stride efficiency (%) | 62.38 | 61.58 | 58.90 | 59.24 | 56.79 | 55.16 | 59.92 | 57.68 | 61.71 | 60.66 | 59.31 | |
| | | Stride count | 28.49 | 31.86 | 32.58 | 32.48 | 33.18 | 33.66 | 32.30 | 32.92 | 31.83 | 32.10 | 321.40 | |

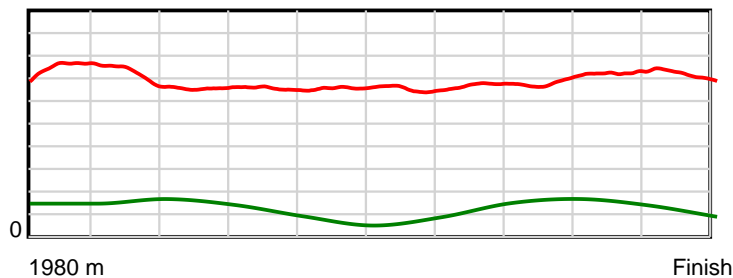
10 m Stride length



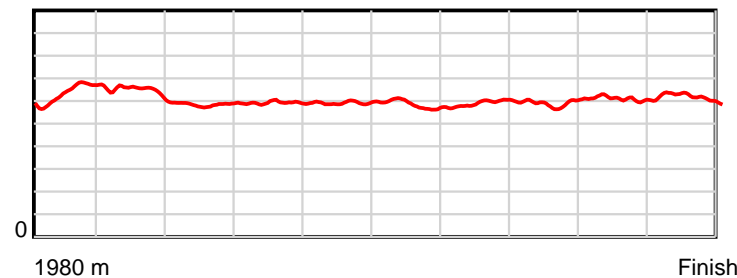
0.6 s Stride duration



20 m/sec Speed



100 % Stride efficiency



Note: Horizontal distance axis grid lines are 200m furlongs.

Disclaimer.

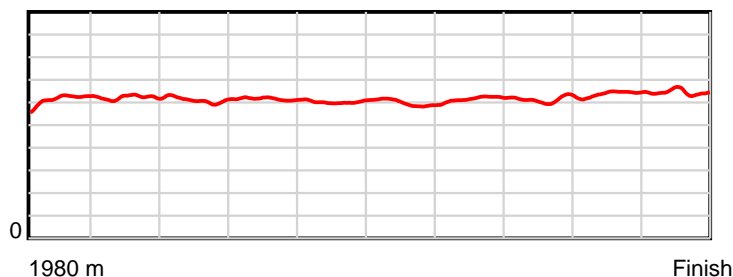
HRNZ and NZMTC and Thoroughbred Ratings Pty Ltd accepts no responsibility for the completeness or accuracy of any of the information contained herein, and makes no representations about its suitability for any particular purpose. Users should make their own judgements about those matters and/or seek independent advice. You assume all risks associated with use of the data provided on this page.

Race Results

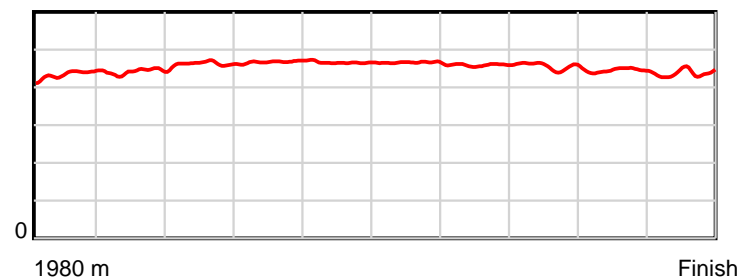
August 29, 2025, Race 1, STEVO'S 75 AND STILL FLYING MOBILE PACE, Distance 1980m, Addington - Survey 1980m

| Result | TAB no. | Horse (Barrier) | 1980 to | 1800m to | 1600m to | 1400m to | 1200m to | 1000m to | 800m to | 600m to | 400m to | 200m to | Total or | Margin |
|--------|---------|------------------------------|--------------|--------------|--------------|--------------|--------------|-------------|-------------|-------------|-------------|-----------|----------------|--------|
| 6th | 1 | Burnham Girl (1) | 1800m | 1600m | 1400m | 1200m | 1000m | 800m | 600m | 400m | 200m | WP | Average | |
| | | Position in running (margin) | - | 5(4.7) | 4(5.6) | 5(3.5) | 5(3.4) | 5(3.4) | 5(3.9) | 5(3.8) | 4(3.5) | 5(4.3) | | 3.50 |
| | | Sectional time (s) | 13.02 | 14.19 | 14.89 | 15.24 | 15.46 | 15.89 | 14.86 | 14.88 | 13.70 | 13.55 | | |
| | | Cumulative time (s) | 145.68 | 132.66 | 118.47 | 103.58 | 88.34 | 72.88 | 56.99 | 42.13 | 27.25 | 13.55 | 2:25.68 | |
| | | Speed (m/s) | 13.83 | 14.09 | 13.43 | 13.12 | 12.94 | 12.59 | 13.46 | 13.44 | 14.60 | 14.76 | 13.59 | |
| | | Stride length (m) | 6.18 | 6.22 | 6.23 | 6.13 | 6.03 | 5.86 | 6.18 | 6.13 | 6.49 | 6.47 | 6.19 | |
| | | Stride duration (s) | 0.437 | 0.442 | 0.464 | 0.467 | 0.466 | 0.465 | 0.459 | 0.456 | 0.445 | 0.438 | 0.455 | |
| | | Stride efficiency (%) | 59.60 | 60.55 | 60.56 | 58.76 | 56.80 | 53.58 | 59.70 | 58.74 | 65.76 | 65.44 | 59.80 | |
| | | Stride count | 29.15 | 32.13 | 32.13 | 32.61 | 33.17 | 34.16 | 32.36 | 32.62 | 30.83 | 30.91 | 320.07 | |

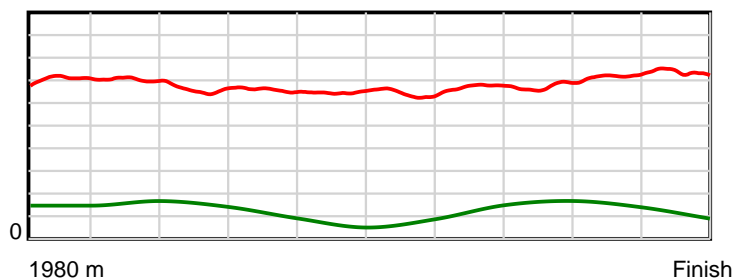
10 m Stride length



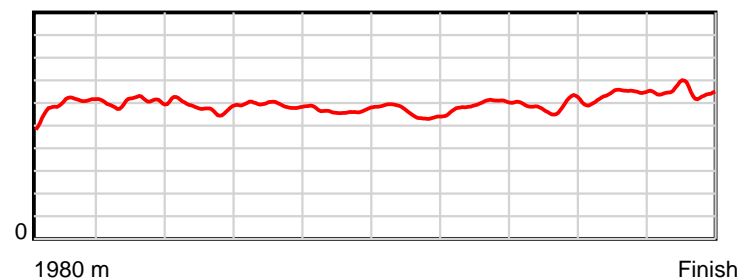
0.6 s Stride duration



20 m/sec Speed



100 % Stride efficiency



Note: Horizontal distance axis grid lines are 200m furlongs.

Disclaimer.

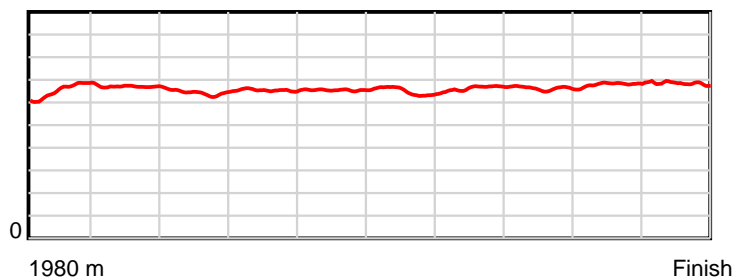
HRNZ and NZMTC and Thoroughbred Ratings Pty Ltd accepts no responsibility for the completeness or accuracy of any of the information contained herein, and makes no representations about its suitability for any particular purpose. Users should make their own judgements about those matters and/or seek independent advice. You assume all risks associated with use of the data provided on this page.

Race Results

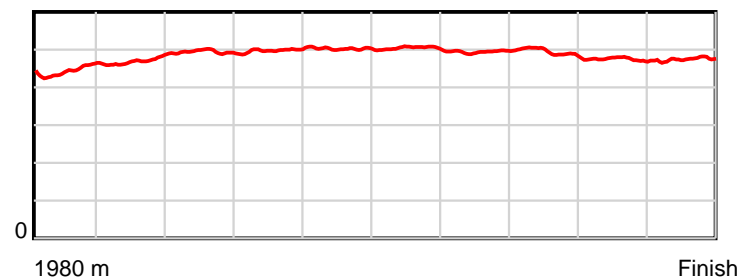
August 29, 2025, Race 1, STEVO'S 75 AND STILL FLYING MOBILE PACE, Distance 1980m, Addington - Survey 1980m

| Result | TAB no. | Horse (Barrier) | 1980 to | 1800m to | 1600m to | 1400m to | 1200m to | 1000m to | 800m to | 600m to | 400m to | 200m to | Total or | Margin |
|--------|---------|------------------------------|--------------|--------------|--------------|--------------|--------------|-------------|-------------|-------------|-------------|-----------|----------------|--------|
| 7th | 4 | Stylish Lustre (4) | 1800m | 1600m | 1400m | 1200m | 1000m | 800m | 600m | 400m | 200m | WP | Average | |
| | | Position in running (margin) | - | 3(1.7) | 3(1.5) | 3(1.7) | 3(2.1) | 4(2.5) | 3(1.6) | 3(1.6) | 3(1.4) | 3(2.3) | | 3.60 |
| | | Sectional time (s) | 12.30 | 14.01 | 15.27 | 15.31 | 15.54 | 15.65 | 14.88 | 14.88 | 13.73 | 14.12 | | |
| | | Cumulative time (s) | 145.69 | 133.39 | 119.38 | 104.11 | 88.80 | 73.26 | 57.61 | 42.73 | 27.85 | 14.12 | 2:25.69 | |
| | | Speed (m/s) | 14.64 | 14.28 | 13.10 | 13.06 | 12.87 | 12.78 | 13.44 | 13.44 | 14.57 | 14.16 | 13.59 | |
| | | Stride length (m) | 6.49 | 6.71 | 6.47 | 6.50 | 6.46 | 6.44 | 6.65 | 6.63 | 6.90 | 6.71 | 6.59 | |
| | | Stride duration (s) | 0.445 | 0.470 | 0.494 | 0.498 | 0.502 | 0.504 | 0.494 | 0.493 | 0.474 | 0.474 | 0.485 | |
| | | Stride efficiency (%) | 65.86 | 70.34 | 65.38 | 66.04 | 65.28 | 64.78 | 69.01 | 68.63 | 74.43 | 70.33 | 67.94 | |
| | | Stride count | 27.73 | 29.81 | 30.92 | 30.76 | 30.94 | 31.06 | 30.10 | 30.18 | 28.98 | 29.81 | 300.29 | |

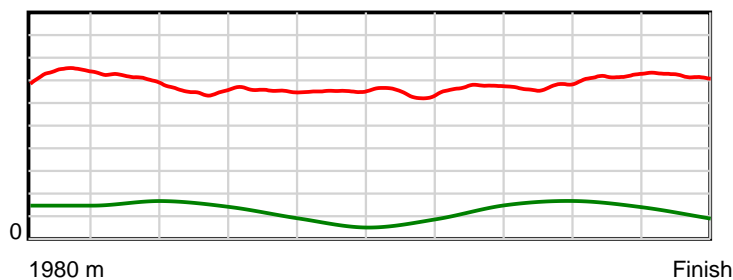
10 m Stride length



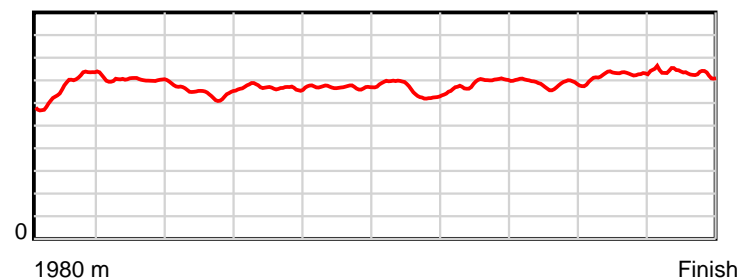
0.6 s Stride duration



20 m/sec Speed



100 % Stride efficiency



Note: Horizontal distance axis grid lines are 200m furlongs.

Disclaimer.

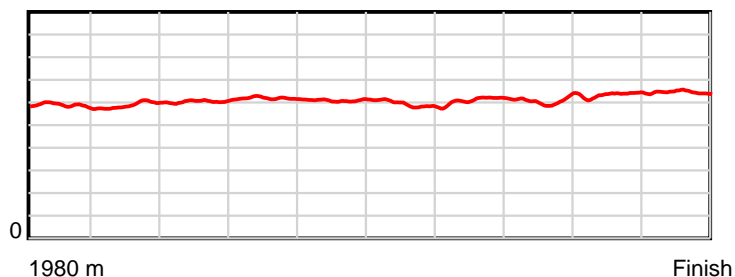
HRNZ and NZMTC and Thoroughbred Ratings Pty Ltd accepts no responsibility for the completeness or accuracy of any of the information contained herein, and makes no representations about its suitability for any particular purpose. Users should make their own judgements about those matters and/or seek independent advice. You assume all risks associated with use of the data provided on this page.

Race Results

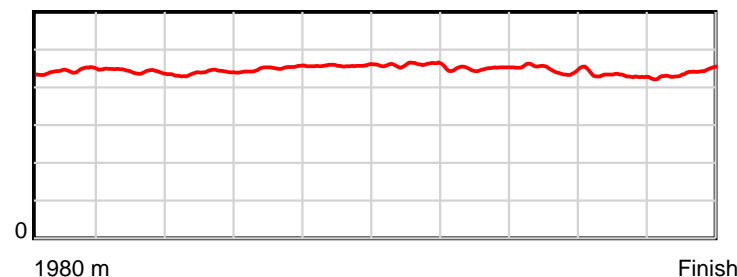
August 29, 2025, Race 1, STEVO'S 75 AND STILL FLYING MOBILE PACE, Distance 1980m, Addington - Survey 1980m

| Result | TAB no. | Horse (Barrier) | 1980 to | 1800m to | 1600m to | 1400m to | 1200m to | 1000m to | 800m to | 600m to | 400m to | 200m to | Total or | Margin |
|--------|---------|------------------------------|---------|----------|----------|----------|----------|----------|---------|---------|---------|---------|----------|--------|
| 8th | 6 | Delightful Dre... (6) | 1800m | 1600m | 1400m | 1200m | 1000m | 800m | 600m | 400m | 200m | WP | Average | |
| | | Position in running (margin) | - | 12(10.9) | 12(18.5) | 11(13.3) | 10(9.1) | 9(7.4) | 9(7.9) | 9(7.1) | 9(6.8) | 8(6.1) | | 5.70 |
| | | Sectional time (s) | 13.84 | 15.29 | 14.39 | 14.55 | 15.18 | 15.90 | 14.75 | 14.87 | 13.44 | 13.90 | | |
| | | Cumulative time (s) | 146.11 | 132.27 | 116.98 | 102.59 | 88.04 | 72.86 | 56.96 | 42.21 | 27.34 | 13.90 | 2:26.11 | |
| | | Speed (m/s) | 13.01 | 13.08 | 13.90 | 13.75 | 13.18 | 12.58 | 13.56 | 13.45 | 14.88 | 14.39 | 13.55 | |
| | | Stride length (m) | 5.80 | 5.80 | 6.09 | 6.19 | 6.03 | 5.78 | 6.10 | 6.04 | 6.39 | 6.33 | 6.05 | |
| | | Stride duration (s) | 0.444 | 0.443 | 0.438 | 0.450 | 0.458 | 0.460 | 0.450 | 0.449 | 0.430 | 0.440 | 0.447 | |
| | | Stride efficiency (%) | 52.61 | 52.51 | 57.98 | 59.94 | 56.85 | 52.21 | 58.21 | 56.96 | 63.87 | 62.71 | 57.24 | |
| | | Stride count | 31.02 | 34.50 | 32.84 | 32.29 | 33.16 | 34.60 | 32.77 | 33.13 | 31.28 | 31.57 | 327.16 | |

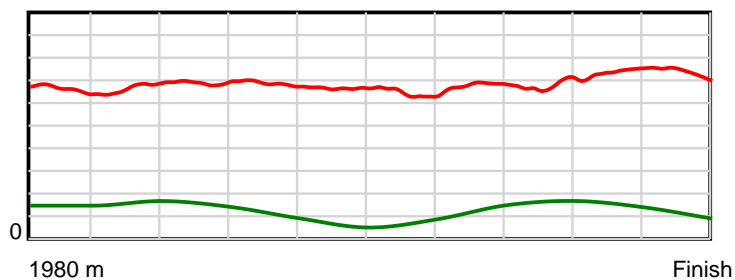
10 m Stride length



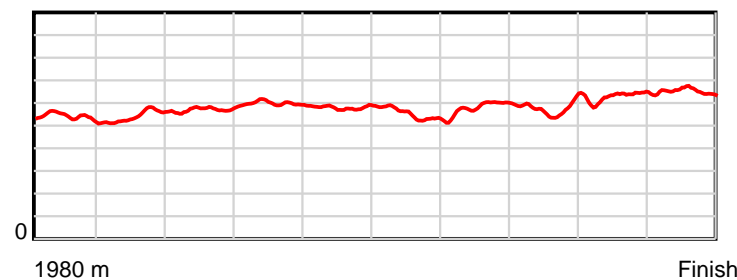
0.6 s Stride duration



20 m/sec Speed



100 % Stride efficiency



Note: Horizontal distance axis grid lines are 200m furlongs.

Disclaimer.

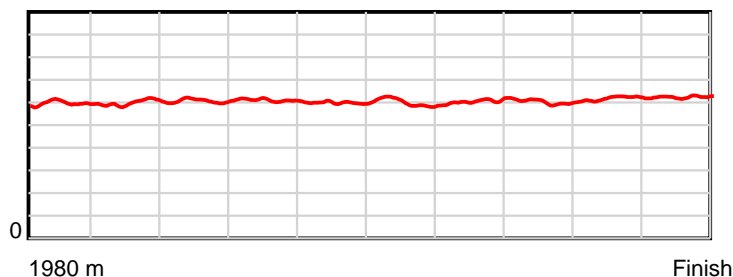
HRNZ and NZMTC and Thoroughbred Ratings Pty Ltd accepts no responsibility for the completeness or accuracy of any of the information contained herein, and makes no representations about its suitability for any particular purpose. Users should make their own judgements about those matters and/or seek independent advice. You assume all risks associated with use of the data provided on this page.

Race Results

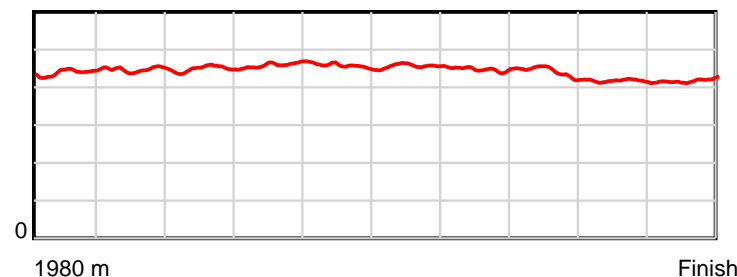
August 29, 2025, Race 1, STEVO'S 75 AND STILL FLYING MOBILE PACE, Distance 1980m, Addington - Survey 1980m

| Result | TAB no. | Horse (Barrier) | 1980 to | 1800m to | 1600m to | 1400m to | 1200m to | 1000m to | 800m to | 600m to | 400m to | 200m to | Total or | Margin |
|--------|---------|------------------------------|--------------|--------------|--------------|--------------|--------------|-------------|-------------|-------------|-------------|-----------|----------------|--------|
| 9th | 12 | Samvasa (12) | 1800m | 1600m | 1400m | 1200m | 1000m | 800m | 600m | 400m | 200m | WP | Average | |
| | | Position in running (margin) | - | 11(10.2) | 11(17.1) | 12(14.3) | 12(13.1) | 12(13.3) | 12(12.8) | 12(11.9) | 12(11.5) | 11(9.7) | | 7.80 |
| | | Sectional time (s) | 13.90 | 15.18 | 14.78 | 15.05 | 15.49 | 15.72 | 14.74 | 14.84 | 13.29 | 13.51 | | |
| | | Cumulative time (s) | 146.50 | 132.60 | 117.42 | 102.64 | 87.59 | 72.10 | 56.38 | 41.64 | 26.80 | 13.51 | 2:26.50 | |
| | | Speed (m/s) | 12.95 | 13.18 | 13.53 | 13.29 | 12.91 | 12.72 | 13.57 | 13.48 | 15.05 | 14.80 | 13.52 | |
| | | Stride length (m) | 5.92 | 5.90 | 6.06 | 6.11 | 5.89 | 5.82 | 6.07 | 5.92 | 6.27 | 6.20 | 6.01 | |
| | | Stride duration (s) | 0.438 | 0.448 | 0.448 | 0.460 | 0.457 | 0.457 | 0.447 | 0.439 | 0.416 | 0.419 | 0.445 | |
| | | Stride efficiency (%) | 54.79 | 54.41 | 57.43 | 58.40 | 54.30 | 52.87 | 57.50 | 54.69 | 61.36 | 60.16 | 56.52 | |
| | | Stride count | 30.40 | 33.89 | 32.99 | 32.72 | 33.93 | 34.38 | 32.97 | 33.81 | 31.92 | 32.23 | 329.24 | |

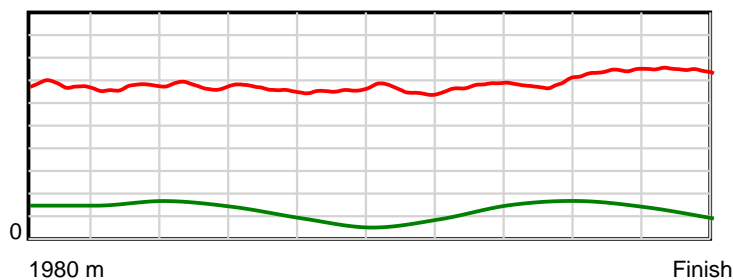
10 m Stride length



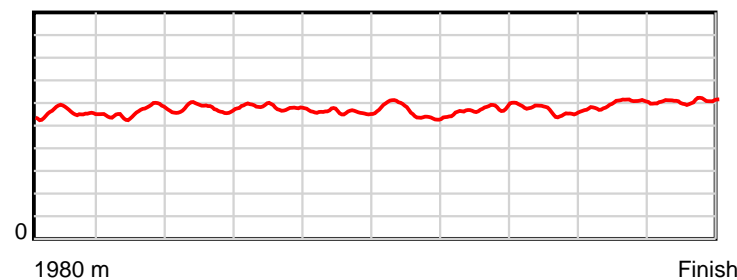
0.6 s Stride duration



20 m/sec Speed



100 % Stride efficiency



Note: Horizontal distance axis grid lines are 200m furlongs.

Disclaimer.

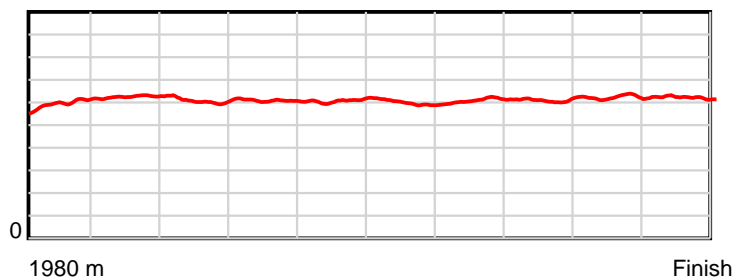
HRNZ and NZMTC and Thoroughbred Ratings Pty Ltd accepts no responsibility for the completeness or accuracy of any of the information contained herein, and makes no representations about its suitability for any particular purpose. Users should make their own judgements about those matters and/or seek independent advice. You assume all risks associated with use of the data provided on this page.

Race Results

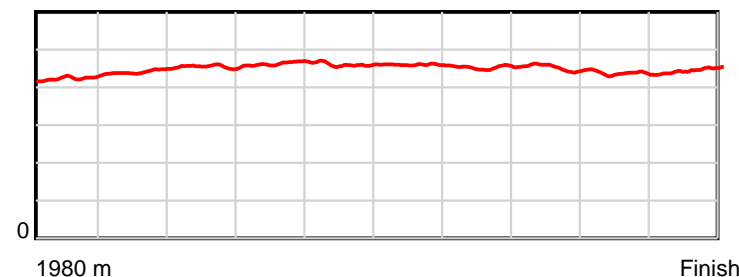
August 29, 2025, Race 1, STEVO'S 75 AND STILL FLYING MOBILE PACE, Distance 1980m, Addington - Survey 1980m

| Result | TAB no. | Horse (Barrier) | 1980 to | 1800m to | 1600m to | 1400m to | 1200m to | 1000m to | 800m to | 600m to | 400m to | 200m to | Total or | Margin |
|--------|---------|------------------------------|--------------|--------------|--------------|--------------|--------------|-------------|-------------|-------------|-------------|-----------|----------------|--------|
| 10th | 2 | Sugar Babe (2) | 1800m | 1600m | 1400m | 1200m | 1000m | 800m | 600m | 400m | 200m | WP | Average | |
| | | Position in running (margin) | - | 6(5.2) | 6(7.0) | 6(5.3) | 6(4.7) | 6(4.6) | 6(4.5) | 6(4.3) | 6(4.5) | 7(5.8) | | 8.60 |
| | | Sectional time (s) | 13.18 | 14.32 | 14.97 | 15.15 | 15.46 | 15.79 | 14.84 | 14.95 | 13.79 | 14.20 | | |
| | | Cumulative time (s) | 146.65 | 133.47 | 119.15 | 104.18 | 89.03 | 73.57 | 57.78 | 42.94 | 27.99 | 14.20 | 2:26.65 | |
| | | Speed (m/s) | 13.66 | 13.97 | 13.36 | 13.20 | 12.94 | 12.67 | 13.48 | 13.38 | 14.50 | 14.08 | 13.50 | |
| | | Stride length (m) | 5.95 | 6.17 | 6.07 | 6.11 | 5.96 | 5.82 | 6.10 | 6.05 | 6.33 | 6.28 | 6.08 | |
| | | Stride duration (s) | 0.424 | 0.442 | 0.455 | 0.463 | 0.460 | 0.460 | 0.453 | 0.452 | 0.436 | 0.446 | 0.450 | |
| | | Stride efficiency (%) | 55.32 | 59.42 | 57.65 | 58.38 | 55.44 | 52.97 | 58.14 | 57.12 | 62.53 | 61.69 | 57.79 | |
| | | Stride count | 30.25 | 32.43 | 32.93 | 32.72 | 33.58 | 34.35 | 32.79 | 33.08 | 31.62 | 31.83 | 325.58 | |

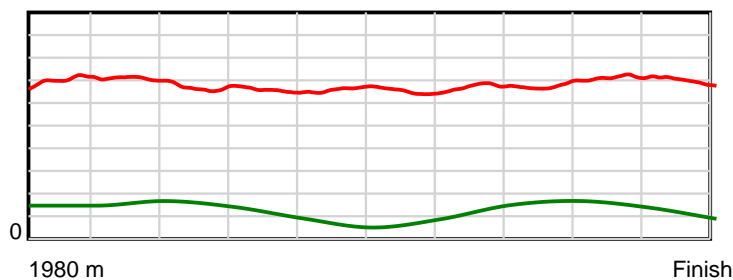
10 m Stride length



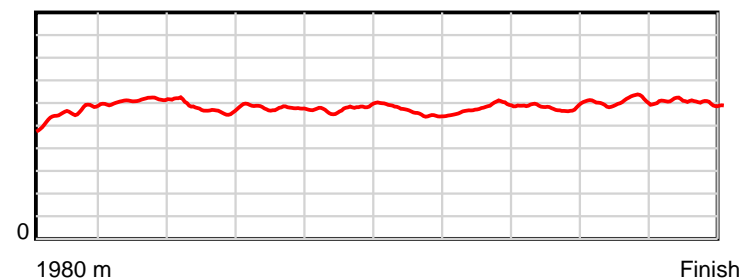
0.6 s Stride duration



20 m/sec Speed



100 % Stride efficiency



Note: Horizontal distance axis grid lines are 200m furlongs.

Disclaimer.

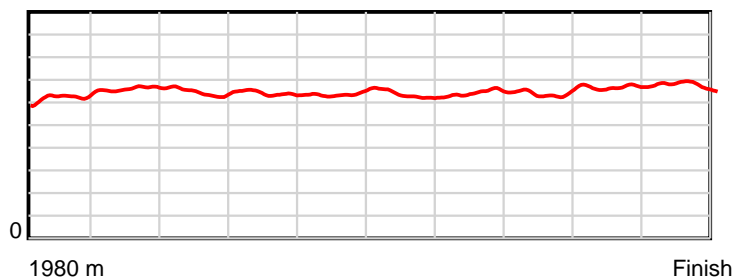
HRNZ and NZMTC and Thoroughbred Ratings Pty Ltd accepts no responsibility for the completeness or accuracy of any of the information contained herein, and makes no representations about its suitability for any particular purpose. Users should make their own judgements about those matters and/or seek independent advice. You assume all risks associated with use of the data provided on this page.

Race Results

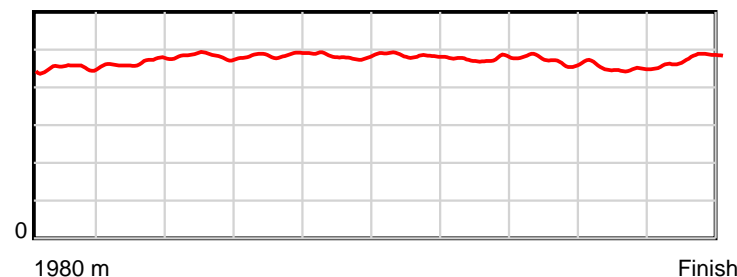
August 29, 2025, Race 1, STEVO'S 75 AND STILL FLYING MOBILE PACE, Distance 1980m, Addington - Survey 1980m

| Result | TAB no. | Horse (Barrier) | 1980 to | 1800m to | 1600m to | 1400m to | 1200m to | 1000m to | 800m to | 600m to | 400m to | 200m to | Total or | Margin |
|--------|---------|------------------------------|---------|----------|----------|----------|----------|----------|---------|---------|---------|---------|----------|--------|
| 11th | 3 | Dontelltheboy... (3) | 1800m | 1600m | 1400m | 1200m | 1000m | 800m | 600m | 400m | 200m | WP | Average | |
| | | Position in running (margin) | - | 9(7.1) | 8(8.8) | 8(7.2) | 8(6.6) | 8(6.2) | 8(6.4) | 8(6.1) | 8(6.1) | 9(6.4) | | 8.60 |
| | | Sectional time (s) | 13.38 | 14.31 | 14.98 | 15.14 | 15.40 | 15.84 | 14.83 | 14.92 | 13.62 | 14.24 | | |
| | | Cumulative time (s) | 146.66 | 133.28 | 118.97 | 103.99 | 88.85 | 73.45 | 57.61 | 42.78 | 27.86 | 14.24 | 2:26.66 | |
| | | Speed (m/s) | 13.45 | 13.98 | 13.35 | 13.21 | 12.99 | 12.63 | 13.49 | 13.40 | 14.68 | 14.04 | 13.50 | |
| | | Stride length (m) | 6.18 | 6.52 | 6.44 | 6.42 | 6.26 | 6.11 | 6.41 | 6.32 | 6.60 | 6.71 | 6.39 | |
| | | Stride duration (s) | 0.452 | 0.466 | 0.483 | 0.486 | 0.483 | 0.484 | 0.475 | 0.471 | 0.449 | 0.478 | 0.474 | |
| | | Stride efficiency (%) | 59.70 | 66.35 | 64.83 | 64.34 | 61.33 | 58.34 | 64.19 | 62.36 | 67.98 | 70.30 | 63.88 | |
| | | Stride count | 29.12 | 30.69 | 31.05 | 31.17 | 31.92 | 32.73 | 31.21 | 31.66 | 30.32 | 29.82 | 309.69 | |

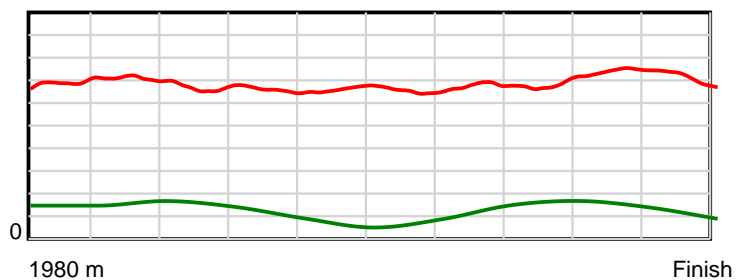
10 m Stride length



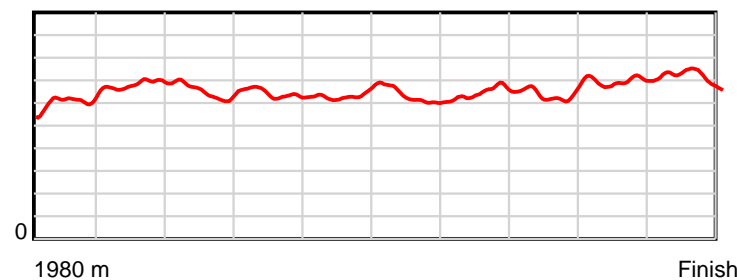
0.6 s Stride duration



20 m/sec Speed



100 % Stride efficiency



Note: Horizontal distance axis grid lines are 200m furlongs.

Disclaimer.

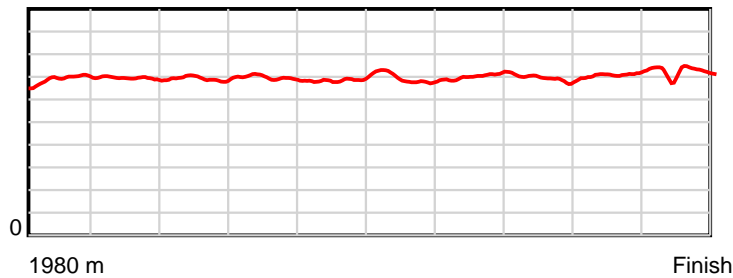
HRNZ and NZMTC and Thoroughbred Ratings Pty Ltd accepts no responsibility for the completeness or accuracy of any of the information contained herein, and makes no representations about its suitability for any particular purpose. Users should make their own judgements about those matters and/or seek independent advice. You assume all risks associated with use of the data provided on this page.

Race Results

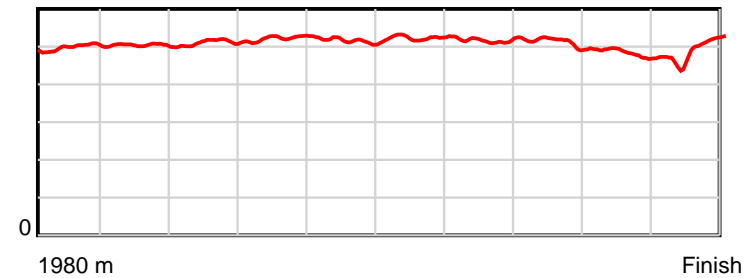
August 29, 2025, Race 1, STEVO'S 75 AND STILL FLYING MOBILE PACE, Distance 1980m, Addington - Survey 1980m

| Result | TAB no. | Horse (Barrier) | 1980 to | 1800m to | 1600m to | 1400m to | 1200m to | 1000m to | 800m to | 600m to | 400m to | 200m to | Total or | Margin |
|--------|---------|------------------------------|--------------|--------------|--------------|--------------|--------------|-------------|-------------|-------------|-------------|-----------|----------------|--------|
| 12th | 11 | Captain Cool (11) | 1800m | 1600m | 1400m | 1200m | 1000m | 800m | 600m | 400m | 200m | WP | Average | |
| | | Position in running (margin) | - | 10(9.7) | 10(15.0) | 10(12.0) | 11(10.8) | 11(10.8) | 11(10.2) | 11(9.7) | 11(10.8) | 12(11.0) | | 10.70 |
| | | Sectional time (s) | 13.87 | 14.91 | 14.75 | 15.05 | 15.46 | 15.72 | 14.78 | 15.11 | 13.61 | 13.80 | | |
| | | Cumulative time (s) | 147.06 | 133.19 | 118.28 | 103.53 | 88.48 | 73.02 | 57.30 | 42.52 | 27.41 | 13.80 | 2:27.06 | |
| | | Speed (m/s) | 12.98 | 13.41 | 13.56 | 13.29 | 12.94 | 12.72 | 13.53 | 13.24 | 14.70 | 14.49 | 13.46 | |
| | | Stride length (m) | 6.80 | 6.75 | 6.93 | 6.94 | 6.66 | 6.67 | 6.98 | 6.74 | 7.08 | 7.15 | 6.87 | |
| | | Stride duration (s) | 0.499 | 0.503 | 0.511 | 0.522 | 0.515 | 0.524 | 0.516 | 0.509 | 0.482 | 0.494 | 0.510 | |
| | | Stride efficiency (%) | 72.26 | 71.25 | 75.13 | 75.28 | 69.38 | 69.56 | 76.11 | 70.93 | 78.24 | 79.96 | 73.71 | |
| | | Stride count | 26.47 | 29.62 | 28.84 | 28.81 | 30.01 | 29.98 | 28.66 | 29.69 | 28.26 | 27.96 | 288.30 | |

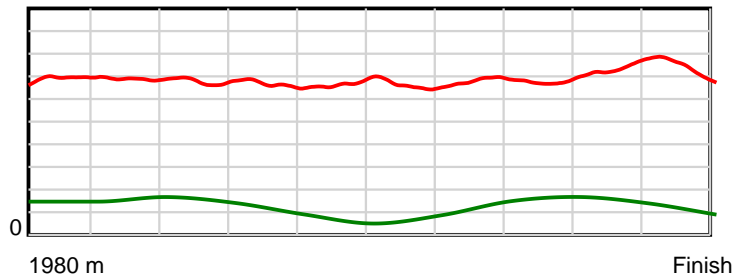
10 m Stride length



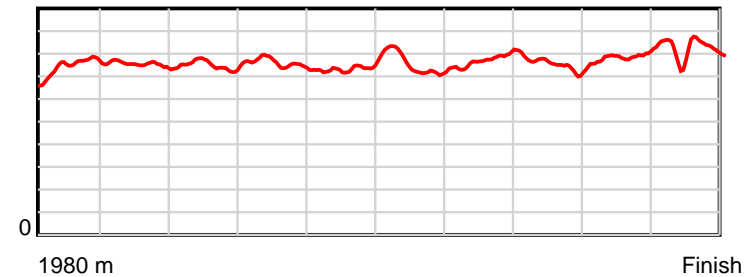
0.6 s Stride duration



20 m/sec Speed



100 % Stride efficiency



Note: Horizontal distance axis grid lines are 200m furlongs.

Disclaimer.

HRNZ and NZMTC and Thoroughbred Ratings Pty Ltd accepts no responsibility for the completeness or accuracy of any of the information contained herein, and makes no representations about its suitability for any particular purpose. Users should make their own judgements about those matters and/or seek independent advice. You assume all risks associated with use of the data provided on this page.