



Race Results

NZ Metropolitan Trotting Club Inc, HRNZ, August 29, 2025

Compilation date: August 29, 2025, 8:17:47 PM (NZST)

Copyright © 2025 HRNZ and NZMTC. All rights reserved.

Trademarks.

StrideMASTER is a registered trademark of Thoroughbred Ratings Pty Ltd.

Disclaimer.

HRNZ and NZMTC and Thoroughbred Ratings Pty Ltd accepts no responsibility for the completeness or accuracy of any of the information contained herein, and makes no representations about its suitability for any particular purpose. Users should make their own judgements about those matters and/or seek independent advice. You assume all risks associated with use of the data provided on this page.



Race Results



August 29, 2025, Race 6, , Distance 2600m, Addington - Survey 3200m

Result	TAB no.	Horse (Barrier)	2600 to	2400m to
1st	4	Moonlite Blood (7)	2400m	2200m
		Position in running (margin)	-	13(13.4)
		Sectional time (s)	17.93	14.90
		Cumulative time (s)	196.42	178.49
		Speed (m/s)	11.16	13.42
		Stride length (m)	5.17	6.00
		Stride duration (s)	0.451	0.447
		Stride efficiency (%)	41.70	56.26
		Stride count	38.72	33.33

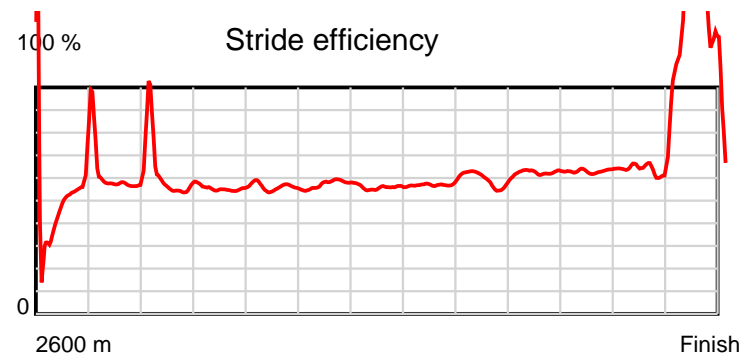
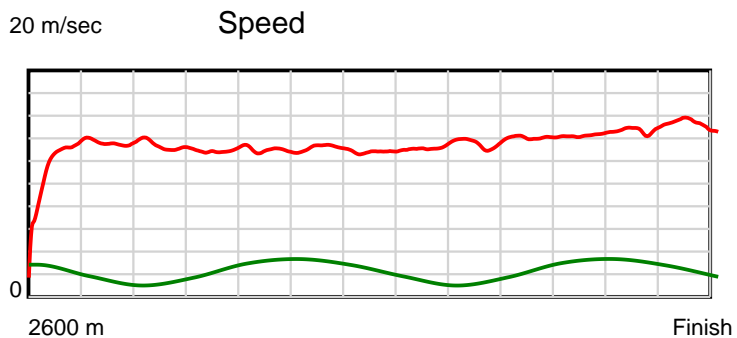
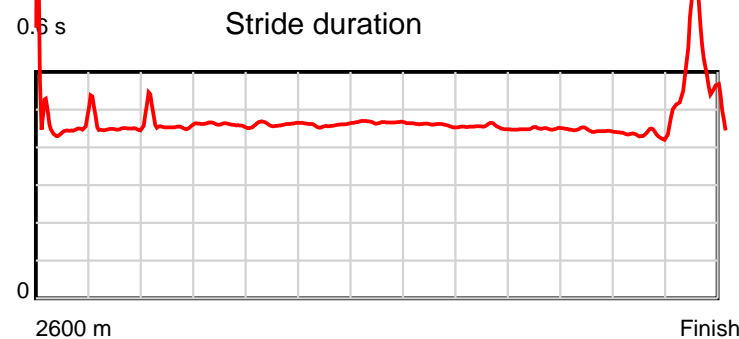
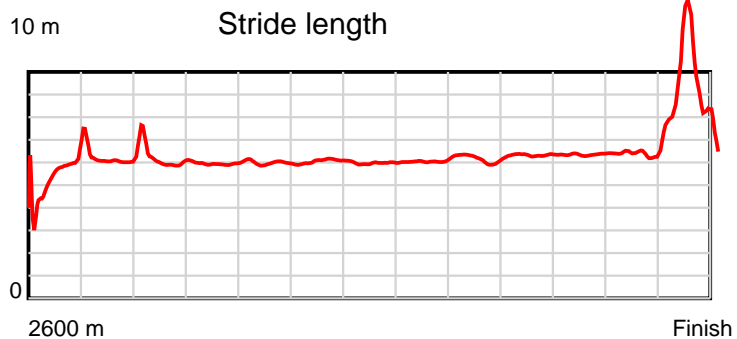
Disclaimer.

HRNZ and NZMTC and Thoroughbred Ratings Pty Ltd accepts no responsibility for the completeness or accuracy of any of the information contained herein, and makes no representations about its suitability for any particular purpose. Users should make their own judgements about those matters and/or seek independent advice. You assume all risks associated with use of the data provided on this page.

Race Results

August 29, 2025, Race 6, , Distance 2600m, Addington - Survey 3200m

Result	TAB no.	Horse (Barrier)	2200m to	2000m to	1800m to	1600m to	1400m to	1200m to	1000m to	800m to	600m to	400m to	200m to	Total or	Margin
1st	4	Moonlite Blood (7)	2000m	1800m	1600m	1400m	1200m	1000m	800m	600m	400m	200m	WP	Average	
		Position in running (margin)	12(14.3)	12(12.6)	12(12.4)	12(11.8)	11(9.7)	12(10.9)	12(11.2)	12(10.4)	12(9.9)	12(8.7)	10(4.4)		0.00
		Sectional time (s)	15.12	15.49	15.73	15.49	15.63	15.33	14.84	14.26	14.39	14.00	13.31		
		Cumulative time (s)	163.59	148.47	132.98	117.25	101.76	86.13	70.80	55.96	41.70	27.31	13.31	3:16.42	
		Speed (m/s)	13.23	12.91	12.71	12.91	12.80	13.05	13.48	14.03	13.90	14.29	15.03	13.24	
		Stride length (m)	6.08	5.94	5.87	5.93	5.97	5.99	6.12	6.30	6.17	6.22	8.24	6.10	
		Stride duration (s)	0.460	0.460	0.462	0.460	0.467	0.459	0.454	0.449	0.444	0.435	0.549	0.461	
		Stride efficiency (%)	57.79	55.17	53.89	55.04	55.70	56.15	58.51	62.09	59.57	60.37	106.21	58.08	
		Stride count	32.89	33.66	34.06	33.70	33.50	33.37	32.68	31.73	32.39	32.18	24.26	426.47	



Note: Horizontal distance axis grid lines are 200m furlongs.

Disclaimer.

HRNZ and NZMTC and Thoroughbred Ratings Pty Ltd accepts no responsibility for the completeness or accuracy of any of the information contained herein, and makes no representations about its suitability for any particular purpose. Users should make their own judgements about those matters and/or seek independent advice. You assume all risks associated with use of the data provided on this page.



Race Results



August 29, 2025, Race 6, , Distance 2600m, Addington - Survey 3200m

Result	TAB no.	Horse (Barrier)	2600 to	2400m to
2nd	2	Miki's Courage (4)	2400m	2200m
		Position in running (margin)	-	2(0.5)
		Sectional time (s)	15.81	14.66
		Cumulative time (s)	196.42	180.61
		Speed (m/s)	12.65	13.64
		Stride length (m)	5.73	6.29
		Stride duration (s)	0.449	0.461
		Stride efficiency (%)	51.35	61.83
		Stride count	34.89	31.80

Disclaimer.

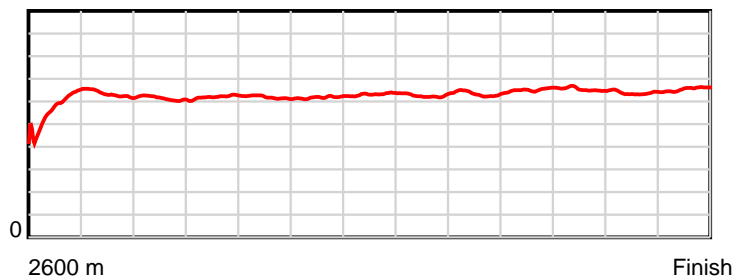
HRNZ and NZMTC and Thoroughbred Ratings Pty Ltd accepts no responsibility for the completeness or accuracy of any of the information contained herein, and makes no representations about its suitability for any particular purpose. Users should make their own judgements about those matters and/or seek independent advice. You assume all risks associated with use of the data provided on this page.

Race Results

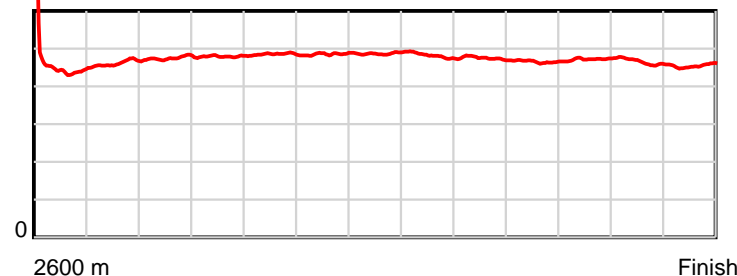
August 29, 2025, Race 6, , Distance 2600m, Addington - Survey 3200m

Result	TAB no.	Horse (Barrier)	2200m to	2000m to	1800m to	1600m to	1400m to	1200m to	1000m to	800m to	600m to	400m to	200m to	Total or	Margin
2nd	2	Miki's Courage (4)	2000m	1800m	1600m	1400m	1200m	1000m	800m	600m	400m	200m	WP	Average	
		Position in running (margin)	1(0.0)	1(0.0)	1(0.0)	1(0.0)	1(0.0)	1(0.0)	1(0.0)	1(0.0)	1(0.0)	1(0.0)	1(0.0)		0.00
		Sectional time (s)	15.40	15.52	15.84	15.85	15.43	15.28	14.97	14.35	14.60	14.71	14.00		
		Cumulative time (s)	165.95	150.55	135.03	119.19	103.34	87.91	72.63	57.66	43.31	28.71	14.00	3:16.42	
		Speed (m/s)	12.99	12.89	12.63	12.62	12.96	13.09	13.36	13.94	13.70	13.60	14.29	13.24	
		Stride length (m)	6.17	6.17	6.13	6.12	6.31	6.30	6.35	6.49	6.46	6.32	6.50	6.25	
		Stride duration (s)	0.475	0.479	0.486	0.485	0.487	0.481	0.475	0.466	0.471	0.465	0.455	0.472	
		Stride efficiency (%)	59.46	59.49	58.77	58.61	62.29	62.04	63.03	65.88	65.16	62.50	66.01	61.08	
		Stride count	32.42	32.41	32.61	32.66	31.68	31.74	31.49	30.80	30.97	31.63	30.77	415.87	

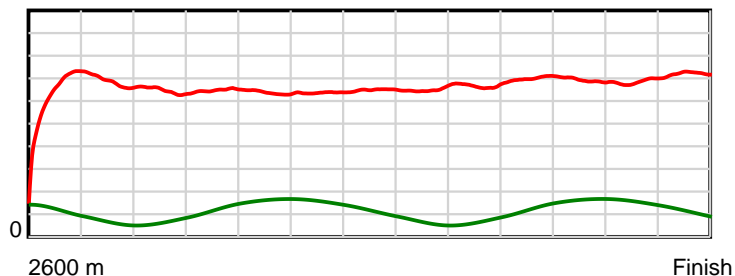
10 m Stride length



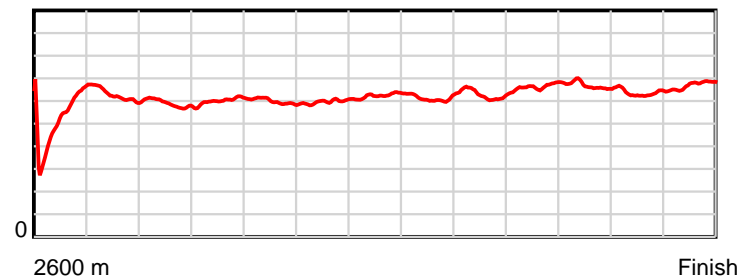
0.6 s Stride duration



20 m/sec Speed



100 % Stride efficiency



Note: Horizontal distance axis grid lines are 200m furlongs.

Disclaimer.

HRNZ and NZMTC and Thoroughbred Ratings Pty Ltd accepts no responsibility for the completeness or accuracy of any of the information contained herein, and makes no representations about its suitability for any particular purpose. Users should make their own judgements about those matters and/or seek independent advice. You assume all risks associated with use of the data provided on this page.



Race Results



August 29, 2025, Race 6, , Distance 2600m, Addington - Survey 3200m

Result	TAB no.	Horse (Barrier)	2600 to	2400m to
3rd	8	Shepherds Deli... (1)	2400m	2200m
		Position in running (margin)	-	3(1.8)
		Sectional time (s)	16.18	15.04
		Cumulative time (s)	196.43	180.25
		Speed (m/s)	12.36	13.30
		Stride length (m)	5.69	5.95
		Stride duration (s)	0.424	0.447
		Stride efficiency (%)	50.54	55.28
		Stride count	35.17	33.63

Disclaimer.

HRNZ and NZMTC and Thoroughbred Ratings Pty Ltd accepts no responsibility for the completeness or accuracy of any of the information contained herein, and makes no representations about its suitability for any particular purpose. Users should make their own judgements about those matters and/or seek independent advice. You assume all risks associated with use of the data provided on this page.

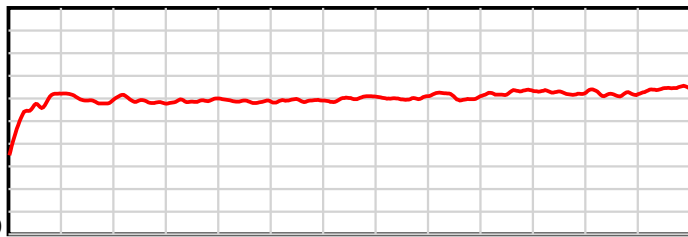
Race Results

August 29, 2025, Race 6, , Distance 2600m, Addington - Survey 3200m

Result	TAB no.	Horse (Barrier)	2200m to	2000m to	1800m to	1600m to	1400m to	1200m to	1000m to	800m to	600m to	400m to	200m to	Total or	Margin
3rd	8	Shepherds Deli... (1)	2000m	1800m	1600m	1400m	1200m	1000m	800m	600m	400m	200m	WP	Average	
		Position in running (margin)	3(3.6)	4(3.9)	4(3.4)	5(4.5)	4(3.3)	5(3.5)	5(3.5)	5(3.8)	5(3.3)	6(4.0)	6(2.6)		0.10
		Sectional time (s)	15.45	15.44	16.00	15.66	15.45	15.28	15.02	14.27	14.71	14.47	13.46		
		Cumulative time (s)	165.21	149.76	134.32	118.32	102.66	87.21	71.93	56.91	42.64	27.93	13.46	3:16.43	
		Speed (m/s)	12.94	12.95	12.50	12.77	12.94	13.09	13.32	14.02	13.60	13.82	14.86	13.24	
		Stride length (m)	5.87	5.91	5.75	5.91	5.98	6.03	6.03	6.32	6.16	6.19	6.45	6.01	
		Stride duration (s)	0.453	0.456	0.460	0.463	0.462	0.461	0.453	0.451	0.453	0.448	0.434	0.454	
		Stride efficiency (%)	53.78	54.53	51.67	54.52	55.91	56.77	56.84	62.51	59.38	59.85	65.00	56.46	
		Stride count	34.09	33.86	34.78	33.86	33.44	33.18	33.16	31.62	32.44	32.32	31.01	432.56	

10 m

Stride length

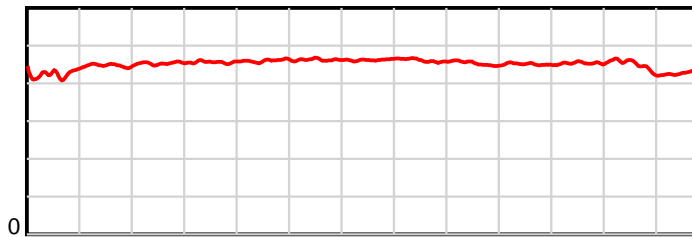


2600 m

Finish

0.6 s

Stride duration

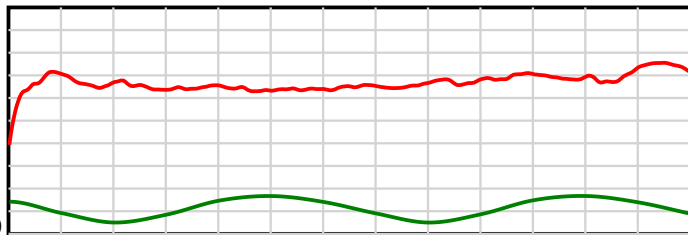


2600 m

Finish

20 m/sec

Speed

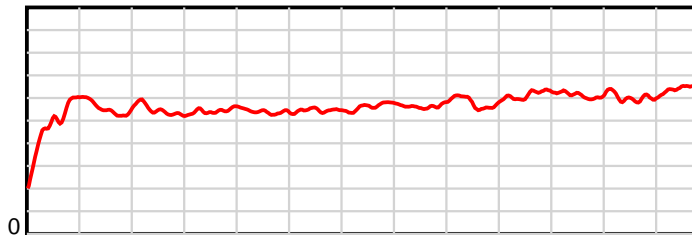


2600 m

Finish

100 %

Stride efficiency



2600 m

Finish

Note: Horizontal distance axis grid lines are 200m furlongs.

Disclaimer.

HRNZ and NZMTC and Thoroughbred Ratings Pty Ltd accepts no responsibility for the completeness or accuracy of any of the information contained herein, and makes no representations about its suitability for any particular purpose. Users should make their own judgements about those matters and/or seek independent advice. You assume all risks associated with use of the data provided on this page.



Race Results



August 29, 2025, Race 6, , Distance 2600m, Addington - Survey 3200m

Result	TAB no.	Horse (Barrier)	2600 to	2400m to
4th	5	Woodbine Rocks (9)	2400m	2200m
		Position in running (margin)	-	4(3.9)
		Sectional time (s)	16.46	14.79
		Cumulative time (s)	196.50	180.04
		Speed (m/s)	12.15	13.52
		Stride length (m)	5.31	5.81
		Stride duration (s)	0.421	0.430
		Stride efficiency (%)	44.03	52.69
		Stride count	37.68	34.44

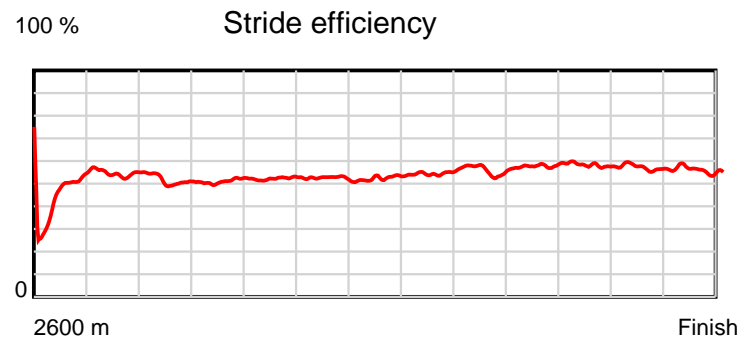
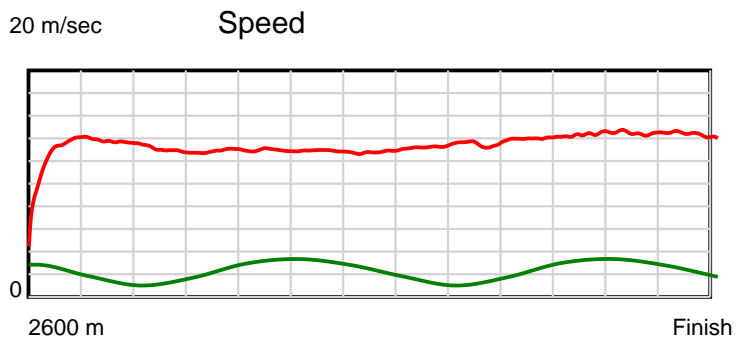
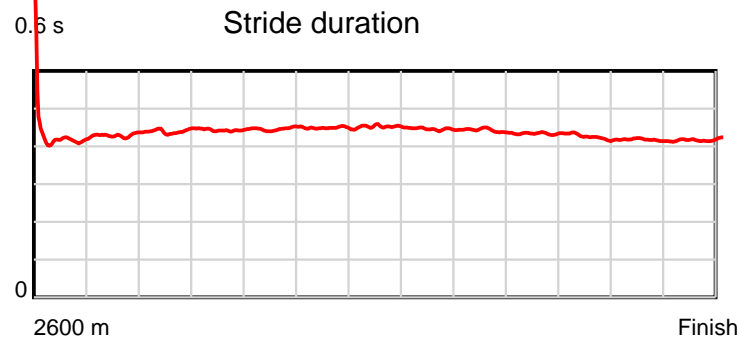
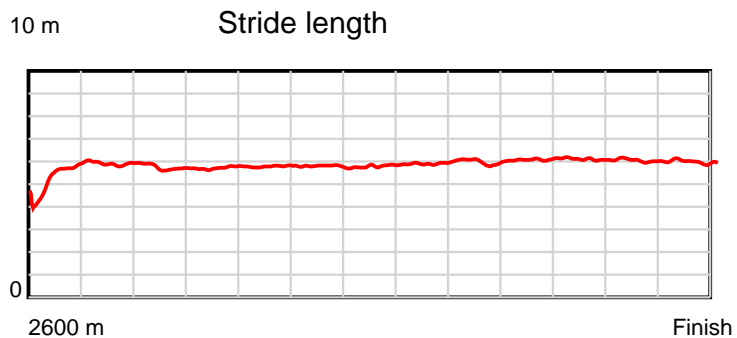
Disclaimer.

HRNZ and NZMTC and Thoroughbred Ratings Pty Ltd accepts no responsibility for the completeness or accuracy of any of the information contained herein, and makes no representations about its suitability for any particular purpose. Users should make their own judgements about those matters and/or seek independent advice. You assume all risks associated with use of the data provided on this page.

Race Results

August 29, 2025, Race 6, , Distance 2600m, Addington - Survey 3200m

Result	TAB no.	Horse (Barrier)	2200m to	2000m to	1800m to	1600m to	1400m to	1200m to	1000m to	800m to	600m to	400m to	200m to	Total or	Margin
4th	5	Woodbine Rocks (9)	2000m	1800m	1600m	1400m	1200m	1000m	800m	600m	400m	200m	WP	Average	
		Position in running (margin)	5(4.2)	5(4.3)	5(4.5)	4(4.0)	5(4.1)	6(5.3)	6(5.3)	6(5.1)	6(4.7)	4(3.3)	2(0.3)		0.40
		Sectional time (s)	15.43	15.55	15.76	15.86	15.63	15.28	14.94	14.28	14.35	14.22	13.95		
		Cumulative time (s)	165.25	149.82	134.27	118.51	102.65	87.02	71.74	56.80	42.52	28.17	13.95	3:16.50	
		Speed (m/s)	12.96	12.86	12.69	12.61	12.80	13.09	13.39	14.01	13.94	14.06	14.34	13.23	
		Stride length (m)	5.70	5.70	5.67	5.66	5.79	5.84	5.92	6.07	5.91	5.87	5.99	5.78	
		Stride duration (s)	0.440	0.443	0.446	0.449	0.452	0.446	0.442	0.434	0.424	0.417	0.418	0.437	
		Stride efficiency (%)	50.85	50.81	50.18	49.97	52.40	53.28	54.71	57.66	54.53	53.77	56.05	52.22	
		Stride count	35.06	35.08	35.29	35.37	34.54	34.25	33.80	32.92	33.86	34.09	33.40	449.78	



Note: Horizontal distance axis grid lines are 200m furlongs.

Disclaimer.

HRNZ and NZMTC and Thoroughbred Ratings Pty Ltd accepts no responsibility for the completeness or accuracy of any of the information contained herein, and makes no representations about its suitability for any particular purpose. Users should make their own judgements about those matters and/or seek independent advice. You assume all risks associated with use of the data provided on this page.



Race Results



August 29, 2025, Race 6, , Distance 2600m, Addington - Survey 3200m

Result	TAB no.	Horse (Barrier)	2600 to	2400m to
5th	10	Next Level (6)	2400m	2200m
		Position in running (margin)	-	9(11.0)
		Sectional time (s)	17.54	14.70
		Cumulative time (s)	196.55	179.01
		Speed (m/s)	11.40	13.61
		Stride length (m)	5.92	6.54
		Stride duration (s)	0.473	0.481
		Stride efficiency (%)	54.70	66.90
		Stride count	33.80	30.57

Disclaimer.

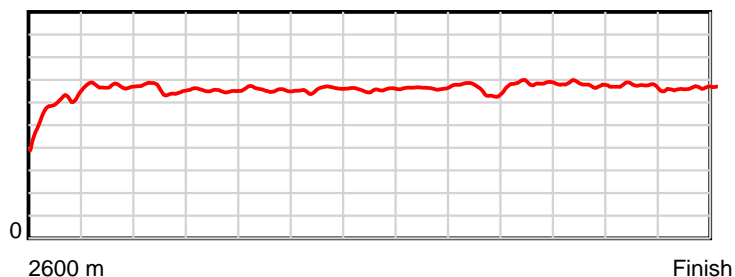
HRNZ and NZMTC and Thoroughbred Ratings Pty Ltd accepts no responsibility for the completeness or accuracy of any of the information contained herein, and makes no representations about its suitability for any particular purpose. Users should make their own judgements about those matters and/or seek independent advice. You assume all risks associated with use of the data provided on this page.

Race Results

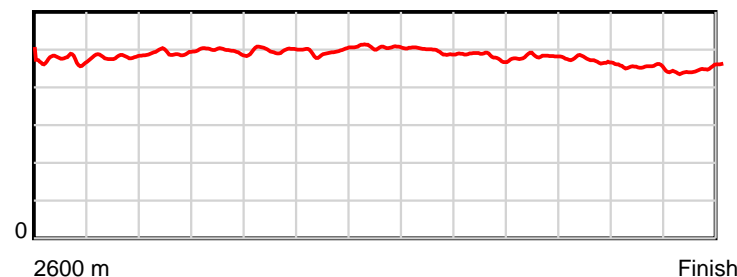
August 29, 2025, Race 6, , Distance 2600m, Addington - Survey 3200m

Result	TAB no.	Horse (Barrier)	2200m to	2000m to	1800m to	1600m to	1400m to	1200m to	1000m to	800m to	600m to	400m to	200m to	Total or	Margin
5th	10	Next Level (6)	2000m	1800m	1600m	1400m	1200m	1000m	800m	600m	400m	200m	WP	Average	
		Position in running (margin)	10(10.7)	10(10.4)	10(10.1)	10(9.9)	10(7.7)	10(8.7)	10(8.4)	10(8.4)	10(8.1)	10(7.1)	8(3.2)		0.70
		Sectional time (s)	15.35	15.47	15.80	15.48	15.60	15.23	14.96	14.28	14.45	14.06	13.63		
		Cumulative time (s)	164.31	148.96	133.49	117.69	102.21	86.61	71.38	56.42	42.14	27.69	13.63	3:16.55	
		Speed (m/s)	13.03	12.93	12.66	12.92	12.82	13.13	13.37	14.01	13.84	14.22	14.67	13.23	
		Stride length (m)	6.40	6.43	6.32	6.39	6.50	6.51	6.44	6.75	6.50	6.42	6.59	6.43	
		Stride duration (s)	0.491	0.497	0.499	0.495	0.507	0.496	0.482	0.482	0.470	0.452	0.449	0.486	
		Stride efficiency (%)	63.91	64.59	62.41	63.90	66.02	66.27	64.81	71.12	66.09	64.48	67.84	64.69	
		Stride count	31.27	31.11	31.65	31.28	30.77	30.71	31.06	29.65	30.75	31.13	30.35	404.10	

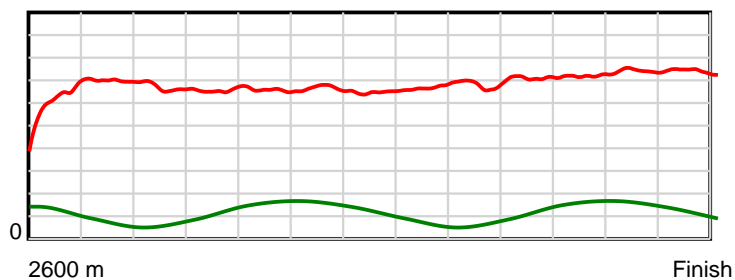
10 m Stride length



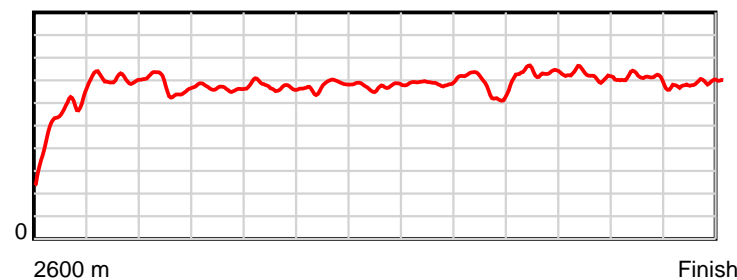
0.6 s Stride duration



20 m/sec Speed



100 % Stride efficiency



Note: Horizontal distance axis grid lines are 200m furlongs.

Disclaimer.

HRNZ and NZMTC and Thoroughbred Ratings Pty Ltd accepts no responsibility for the completeness or accuracy of any of the information contained herein, and makes no representations about its suitability for any particular purpose. Users should make their own judgements about those matters and/or seek independent advice. You assume all risks associated with use of the data provided on this page.



Race Results



August 29, 2025, Race 6, , Distance 2600m, Addington - Survey 3200m

Result	TAB no.	Horse (Barrier)	2600 to	2400m to
6th	1	Bettor Be Shar... (2)	2400m	2200m
		Position in running (margin)	-	1(0.0)
		Sectional time (s)	15.63	15.23
		Cumulative time (s)	196.77	181.14
		Speed (m/s)	12.80	13.13
		Stride length (m)	5.55	6.06
		Stride duration (s)	0.436	0.461
		Stride efficiency (%)	48.12	57.38
		Stride count	36.04	33.00

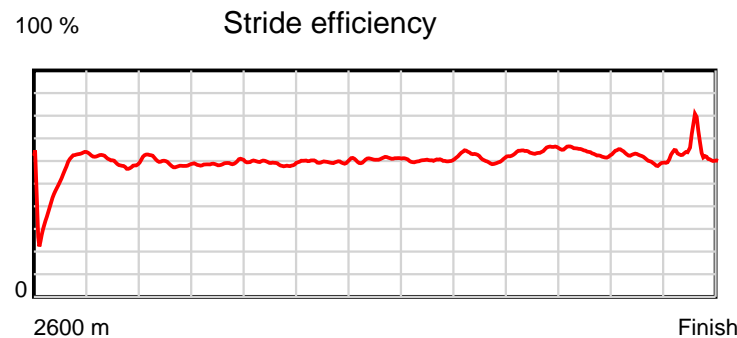
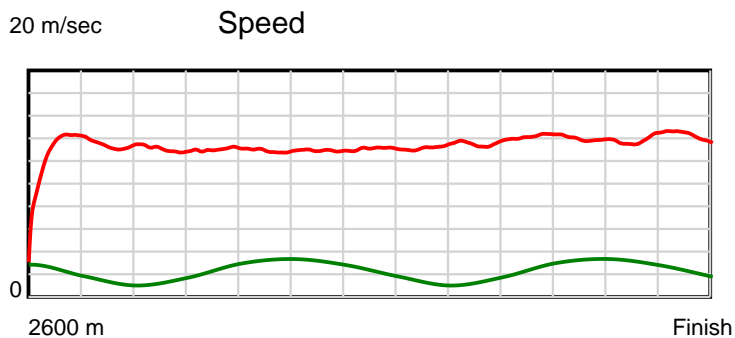
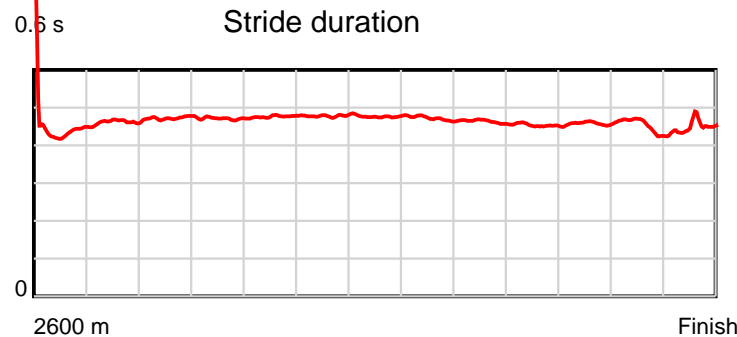
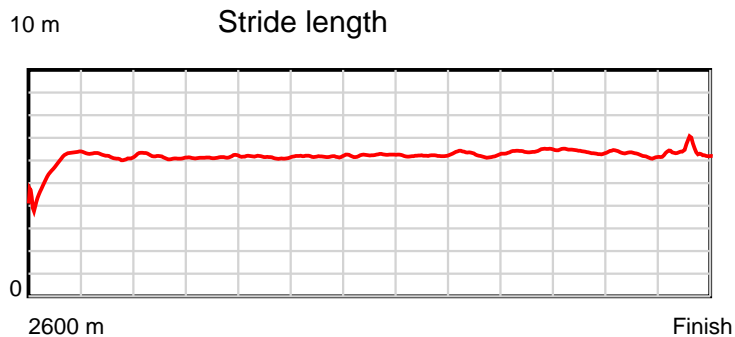
Disclaimer.

HRNZ and NZMTC and Thoroughbred Ratings Pty Ltd accepts no responsibility for the completeness or accuracy of any of the information contained herein, and makes no representations about its suitability for any particular purpose. Users should make their own judgements about those matters and/or seek independent advice. You assume all risks associated with use of the data provided on this page.

Race Results

August 29, 2025, Race 6, , Distance 2600m, Addington - Survey 3200m

Result	TAB no.	Horse (Barrier)	2200m to	2000m to	1800m to	1600m to	1400m to	1200m to	1000m to	800m to	600m to	400m to	200m to	Total or	Margin
6th	1	Bettor Be Shar... (2)	2000m	1800m	1600m	1400m	1200m	1000m	800m	600m	400m	200m	WP	Average	
		Position in running (margin)	2(2.9)	3(2.8)	2(2.1)	3(2.9)	2(1.9)	3(2.0)	3(2.9)	3(2.3)	3(1.6)	3(3.0)	3(1.4)		1.80
		Sectional time (s)	15.38	15.41	15.97	15.67	15.46	15.43	14.86	14.23	14.84	14.45	14.21		
		Cumulative time (s)	165.91	150.53	135.12	119.15	103.48	88.02	72.59	57.73	43.50	28.66	14.21	3:16.77	
		Speed (m/s)	13.00	12.98	12.52	12.76	12.94	12.96	13.46	14.05	13.48	13.84	14.07	13.21	
		Stride length (m)	6.15	6.11	5.96	6.10	6.16	6.11	6.24	6.37	6.17	6.24	6.30	6.11	
		Stride duration (s)	0.473	0.471	0.476	0.478	0.476	0.471	0.463	0.453	0.458	0.451	0.448	0.463	
		Stride efficiency (%)	59.13	58.38	55.60	58.18	59.36	58.27	60.77	63.45	59.58	60.90	62.10	58.37	
		Stride count	32.51	32.72	33.53	32.78	32.45	32.75	32.07	31.39	32.39	32.04	31.73	425.40	



Note: Horizontal distance axis grid lines are 200m furlongs.

Disclaimer.

HRNZ and NZMTC and Thoroughbred Ratings Pty Ltd accepts no responsibility for the completeness or accuracy of any of the information contained herein, and makes no representations about its suitability for any particular purpose. Users should make their own judgements about those matters and/or seek independent advice. You assume all risks associated with use of the data provided on this page.



Race Results



August 29, 2025, Race 6, , Distance 2600m, Addington - Survey 3200m

Result	TAB no.	Horse (Barrier)	2600 to	2400m to
7th	7	Deceptive Lee (13)	2400m	2200m
		Position in running (margin)	-	5(4.4)
		Sectional time (s)	16.65	14.69
		Cumulative time (s)	196.89	180.24
		Speed (m/s)	12.01	13.61
		Stride length (m)	5.58	6.00
		Stride duration (s)	0.447	0.440
		Stride efficiency (%)	48.62	56.21
		Stride count	35.86	33.35

Disclaimer.

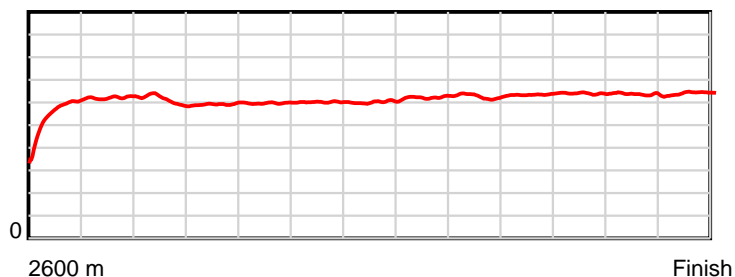
HRNZ and NZMTC and Thoroughbred Ratings Pty Ltd accepts no responsibility for the completeness or accuracy of any of the information contained herein, and makes no representations about its suitability for any particular purpose. Users should make their own judgements about those matters and/or seek independent advice. You assume all risks associated with use of the data provided on this page.

Race Results

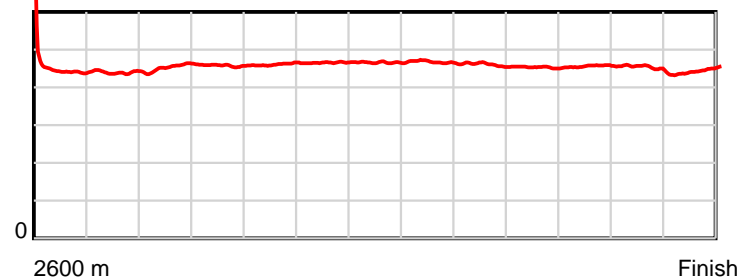
August 29, 2025, Race 6, , Distance 2600m, Addington - Survey 3200m

Result	TAB no.	Horse (Barrier)	2200m to	2000m to	1800m to	1600m to	1400m to	1200m to	1000m to	800m to	600m to	400m to	200m to	Total or	Margin
7th	7	Deceptive Lee (13)	2000m	1800m	1600m	1400m	1200m	1000m	800m	600m	400m	200m	WP	Average	
		Position in running (margin)	4(4.0)	2(2.1)	3(2.2)	2(2.2)	3(2.2)	4(3.4)	4(3.0)	4(2.7)	4(2.8)	5(3.6)	7(2.9)		2.50
		Sectional time (s)	15.07	15.55	15.83	15.84	15.63	15.22	14.92	14.36	14.74	14.59	13.80		
		Cumulative time (s)	165.55	150.48	134.93	119.10	103.26	87.63	72.41	57.49	43.13	28.39	13.80	3:16.89	
		Speed (m/s)	13.27	12.86	12.63	12.63	12.80	13.14	13.40	13.93	13.57	13.71	14.49	13.21	
		Stride length (m)	6.01	5.89	5.83	5.88	5.96	6.14	6.17	6.31	6.19	6.17	6.46	6.04	
		Stride duration (s)	0.453	0.458	0.461	0.466	0.466	0.467	0.460	0.453	0.456	0.451	0.445	0.457	
		Stride efficiency (%)	56.50	54.16	53.02	54.05	55.47	58.87	59.50	62.30	59.81	59.58	65.12	56.94	
		Stride count	33.26	33.97	34.33	34.01	33.57	32.58	32.41	31.68	32.33	32.39	30.98	430.72	

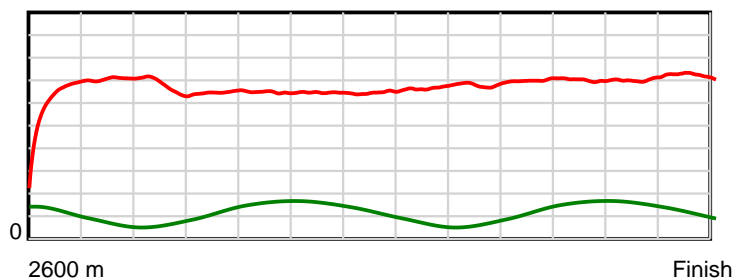
10 m Stride length



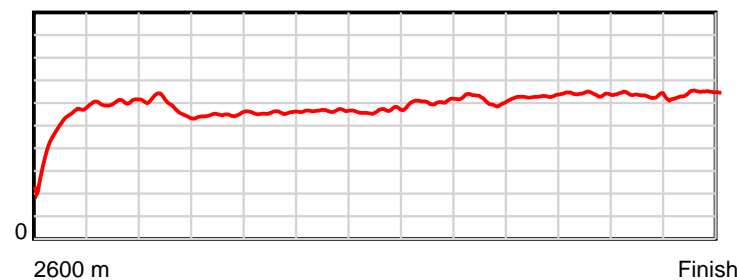
0.6 s Stride duration



20 m/sec Speed



100 % Stride efficiency



Note: Horizontal distance axis grid lines are 200m furlongs.

Disclaimer.

HRNZ and NZMTC and Thoroughbred Ratings Pty Ltd accepts no responsibility for the completeness or accuracy of any of the information contained herein, and makes no representations about its suitability for any particular purpose. Users should make their own judgements about those matters and/or seek independent advice. You assume all risks associated with use of the data provided on this page.



Race Results



August 29, 2025, Race 6, , Distance 2600m, Addington - Survey 3200m

Result	TAB no.	Horse (Barrier)	2600 to	2400m to
8th	6	Follow Your Dr... (12)	2400m	2200m
		Position in running (margin)	-	7(6.3)
		Sectional time (s)	16.70	14.77
		Cumulative time (s)	196.89	180.19
		Speed (m/s)	11.98	13.54
		Stride length (m)	5.43	6.02
		Stride duration (s)	0.436	0.444
		Stride efficiency (%)	46.16	56.58
		Stride count	36.80	33.24

Disclaimer.

HRNZ and NZMTC and Thoroughbred Ratings Pty Ltd accepts no responsibility for the completeness or accuracy of any of the information contained herein, and makes no representations about its suitability for any particular purpose. Users should make their own judgements about those matters and/or seek independent advice. You assume all risks associated with use of the data provided on this page.

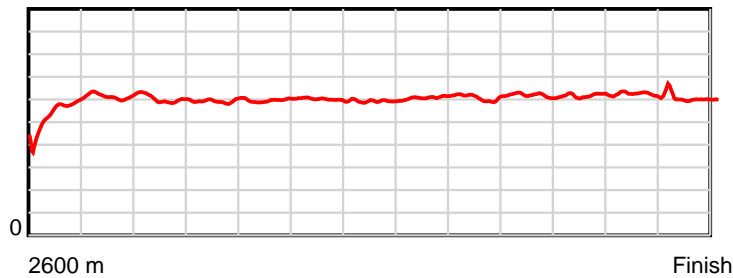


Race Results

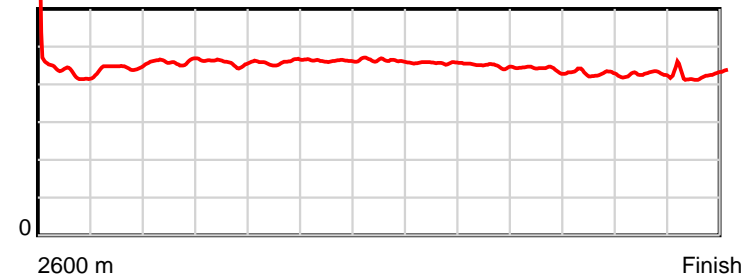
August 29, 2025, Race 6, , Distance 2600m, Addington - Survey 3200m

Result	TAB no.	Horse (Barrier)	2200m to	2000m to	1800m to	1600m to	1400m to	1200m to	1000m to	800m to	600m to	400m to	200m to	Total or	Margin
8th	6	Follow Your Dr... (12)	2000m	1800m	1600m	1400m	1200m	1000m	800m	600m	400m	200m	WP	Average	
		Position in running (margin)	7(6.4)	7(6.7)	7(6.4)	7(6.7)	8(6.4)	8(7.4)	8(7.2)	8(6.9)	8(6.4)	8(5.8)	5(2.3)		2.50
		Sectional time (s)	15.45	15.46	15.89	15.80	15.59	15.26	14.91	14.25	14.50	14.14	14.17		
		Cumulative time (s)	165.42	149.97	134.51	118.62	102.82	87.23	71.97	57.06	42.81	28.31	14.17	3:16.89	
		Speed (m/s)	12.94	12.94	12.59	12.66	12.83	13.11	13.41	14.04	13.79	14.14	14.11	13.21	
		Stride length (m)	5.96	5.91	5.78	5.85	5.95	5.98	6.02	6.17	5.91	6.07	5.98	5.92	
		Stride duration (s)	0.461	0.457	0.459	0.462	0.464	0.457	0.449	0.440	0.428	0.429	0.423	0.448	
		Stride efficiency (%)	55.50	54.60	52.22	53.48	55.29	55.97	56.62	59.49	54.54	57.55	55.83	54.77	
		Stride count	33.56	33.83	34.60	34.19	33.62	33.42	33.23	32.41	33.85	32.96	33.46	439.17	

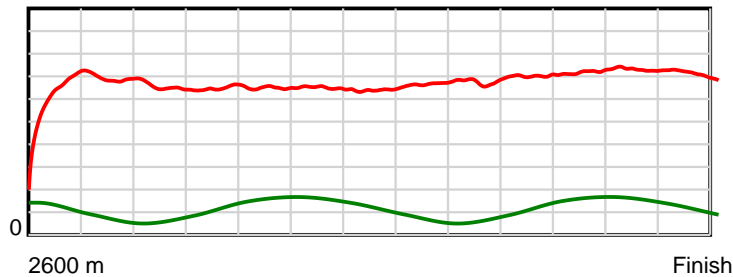
10 m Stride length



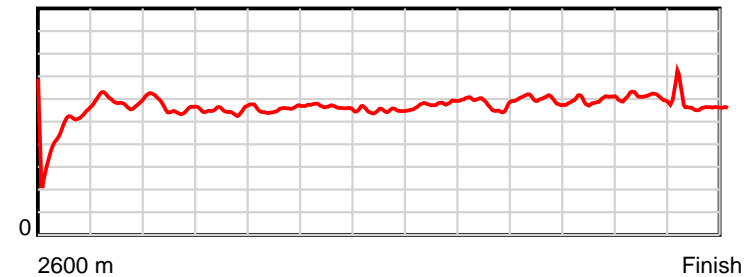
0.6 s Stride duration



20 m/sec Speed



100 % Stride efficiency



Note: Horizontal distance axis grid lines are 200m furlongs.

Disclaimer.

HRNZ and NZMTC and Thoroughbred Ratings Pty Ltd accepts no responsibility for the completeness or accuracy of any of the information contained herein, and makes no representations about its suitability for any particular purpose. Users should make their own judgements about those matters and/or seek independent advice. You assume all risks associated with use of the data provided on this page.



Race Results



August 29, 2025, Race 6, , Distance 2600m, Addington - Survey 3200m

Result	TAB no.	Horse (Barrier)	2600 to	2400m to
9th	13	Bryce's Meddle (11)	2400m	2200m
		Position in running (margin)	-	11(11.6)
		Sectional time (s)	17.84	15.65
		Cumulative time (s)	197.06	179.22
		Speed (m/s)	11.21	12.78
		Stride length (m)	5.90	6.17
		Stride duration (s)	0.475	0.483
		Stride efficiency (%)	54.44	59.50
		Stride count	33.89	32.41

Disclaimer.

HRNZ and NZMTC and Thoroughbred Ratings Pty Ltd accepts no responsibility for the completeness or accuracy of any of the information contained herein, and makes no representations about its suitability for any particular purpose. Users should make their own judgements about those matters and/or seek independent advice. You assume all risks associated with use of the data provided on this page.

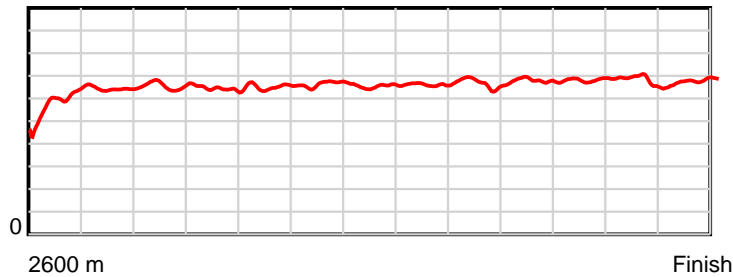


Race Results

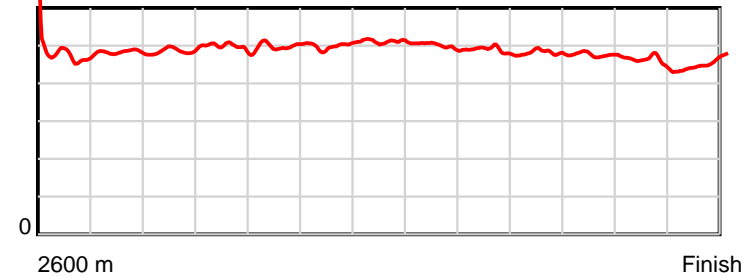
August 29, 2025, Race 6, , Distance 2600m, Addington - Survey 3200m

Result	TAB no.	Horse (Barrier)	2200m to	2000m to	1800m to	1600m to	1400m to	1200m to	1000m to	800m to	600m to	400m to	200m to	Total or	Margin
9th	13	Bryce's Meddle (11)	2000m	1800m	1600m	1400m	1200m	1000m	800m	600m	400m	200m	WP	Average	
		Position in running (margin)	13(17.0)	13(14.4)	13(14.3)	13(13.5)	13(11.6)	13(12.8)	13(13.6)	13(12.4)	13(11.7)	13(10.3)	12(6.7)		3.40
		Sectional time (s)	14.97	15.51	15.69	15.53	15.63	15.41	14.77	14.22	14.37	14.12	13.35		
		Cumulative time (s)	163.57	148.60	133.09	117.40	101.87	86.24	70.83	56.06	41.84	27.47	13.35	3:17.06	
		Speed (m/s)	13.36	12.89	12.75	12.88	12.80	12.98	13.54	14.06	13.92	14.16	14.98	13.19	
		Stride length (m)	6.50	6.41	6.37	6.43	6.54	6.48	6.60	6.77	6.61	6.46	6.82	6.46	
		Stride duration (s)	0.487	0.497	0.500	0.499	0.511	0.499	0.487	0.481	0.475	0.456	0.455	0.489	
		Stride efficiency (%)	66.07	64.16	63.38	64.56	66.88	65.62	68.05	71.61	68.36	65.22	72.59	65.17	
		Stride count	30.76	31.21	31.40	31.12	30.57	30.86	30.31	29.54	30.24	30.96	29.34	402.61	

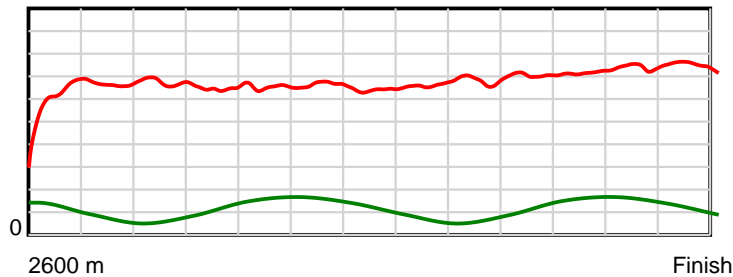
10 m Stride length



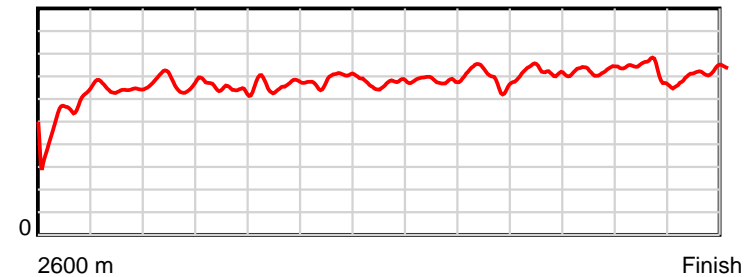
0.6 s Stride duration



20 m/sec Speed



100 % Stride efficiency



Note: Horizontal distance axis grid lines are 200m furlongs.

Disclaimer.

HRNZ and NZMTC and Thoroughbred Ratings Pty Ltd accepts no responsibility for the completeness or accuracy of any of the information contained herein, and makes no representations about its suitability for any particular purpose. Users should make their own judgements about those matters and/or seek independent advice. You assume all risks associated with use of the data provided on this page.



Race Results



August 29, 2025, Race 6, , Distance 2600m, Addington - Survey 3200m

Result	TAB no.	Horse (Barrier)	2600 to	2400m to
10th	9	Got You Covere... (3)	2400m	2200m
		Position in running (margin)	-	8(8.8)
		Sectional time (s)	17.13	14.73
		Cumulative time (s)	197.09	179.96
		Speed (m/s)	11.68	13.58
		Stride length (m)	5.58	5.98
		Stride duration (s)	0.440	0.440
		Stride efficiency (%)	48.58	55.84
		Stride count	35.87	33.46

Disclaimer.

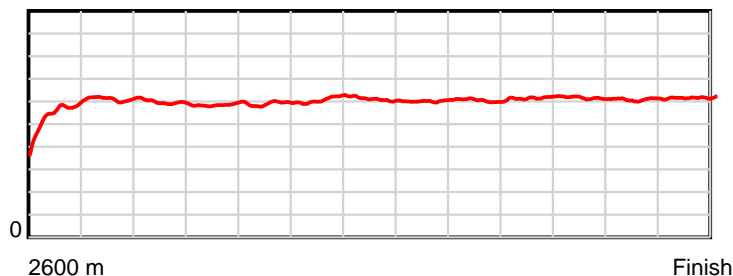
HRNZ and NZMTC and Thoroughbred Ratings Pty Ltd accepts no responsibility for the completeness or accuracy of any of the information contained herein, and makes no representations about its suitability for any particular purpose. Users should make their own judgements about those matters and/or seek independent advice. You assume all risks associated with use of the data provided on this page.

Race Results

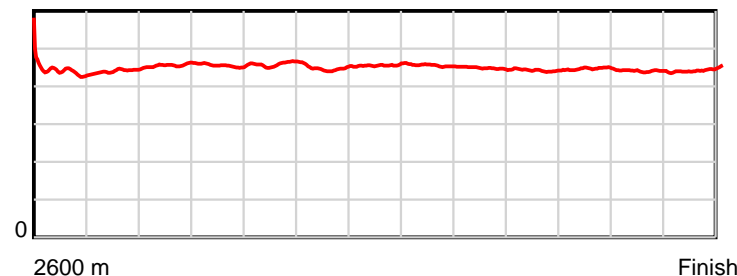
August 29, 2025, Race 6, , Distance 2600m, Addington - Survey 3200m

Result	TAB no.	Horse (Barrier)	2200m to	2000m to	1800m to	1600m to	1400m to	1200m to	1000m to	800m to	600m to	400m to	200m to	Total or	Margin
10th	9	Got You Covere... (3)	2000m	1800m	1600m	1400m	1200m	1000m	800m	600m	400m	200m	WP	Average	
		Position in running (margin)	8(8.7)	8(8.5)	8(8.3)	8(8.0)	6(4.1)	2(1.5)	2(1.7)	2(0.7)	2(0.2)	2(1.6)	4(1.6)		3.50
		Sectional time (s)	15.37	15.50	15.78	15.20	14.98	15.31	14.80	14.27	14.83	14.71	14.48		
		Cumulative time (s)	165.23	149.86	134.36	118.58	103.38	88.40	73.09	58.29	44.02	29.19	14.48	3:17.09	
		Speed (m/s)	13.01	12.90	12.67	13.16	13.35	13.06	13.51	14.02	13.49	13.60	13.81	13.19	
		Stride length (m)	5.93	5.88	5.82	5.89	6.09	5.94	6.05	6.20	6.02	5.98	6.14	5.96	
		Stride duration (s)	0.456	0.455	0.459	0.448	0.456	0.455	0.448	0.442	0.446	0.440	0.444	0.452	
		Stride efficiency (%)	55.02	53.95	52.94	54.27	57.87	55.17	57.24	60.08	56.64	55.94	58.89	55.46	
		Stride count	33.70	34.04	34.36	33.94	32.87	33.66	33.05	32.26	33.22	33.43	32.58	436.44	

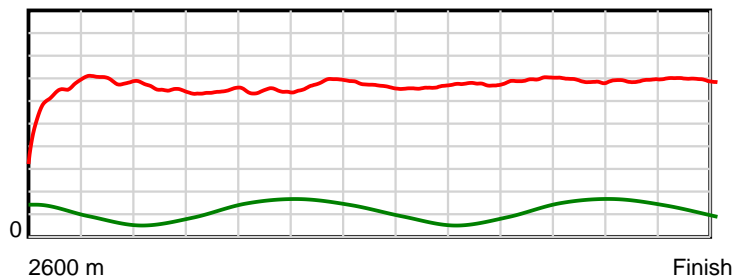
10 m Stride length



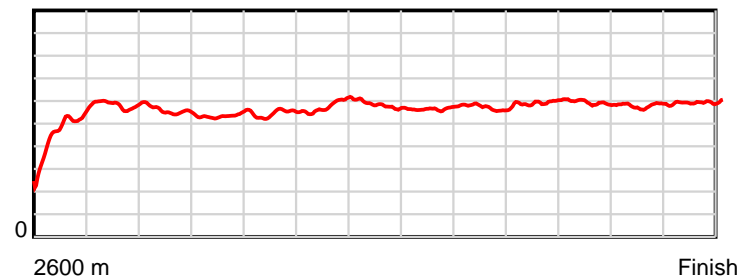
0.6 s Stride duration



20 m/sec Speed



100 % Stride efficiency



Note: Horizontal distance axis grid lines are 200m furlongs.

Disclaimer.

HRNZ and NZMTC and Thoroughbred Ratings Pty Ltd accepts no responsibility for the completeness or accuracy of any of the information contained herein, and makes no representations about its suitability for any particular purpose. Users should make their own judgements about those matters and/or seek independent advice. You assume all risks associated with use of the data provided on this page.



Race Results



August 29, 2025, Race 6, , Distance 2600m, Addington - Survey 3200m

Result	TAB no.	Horse (Barrier)	2600 to	2400m to
11th	11	Tokyo Rose (8)	2400m	2200m
		Position in running (margin)	-	10(11.0)
		Sectional time (s)	17.72	14.67
		Cumulative time (s)	197.10	179.38
		Speed (m/s)	11.29	13.63
		Stride length (m)	5.75	6.21
		Stride duration (s)	0.445	0.455
		Stride efficiency (%)	51.61	60.28
		Stride count	34.80	32.20

Disclaimer.

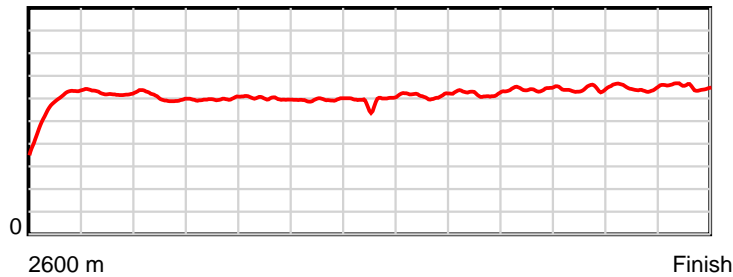
HRNZ and NZMTC and Thoroughbred Ratings Pty Ltd accepts no responsibility for the completeness or accuracy of any of the information contained herein, and makes no representations about its suitability for any particular purpose. Users should make their own judgements about those matters and/or seek independent advice. You assume all risks associated with use of the data provided on this page.

Race Results

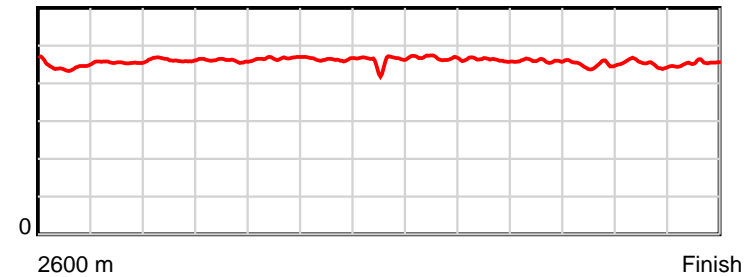
August 29, 2025, Race 6, , Distance 2600m, Addington - Survey 3200m

Result	TAB no.	Horse (Barrier)	2200m to	2000m to	1800m to	1600m to	1400m to	1200m to	1000m to	800m to	600m to	400m to	200m to	Total or	Margin
11th	11	Tokyo Rose (8)	2000m	1800m	1600m	1400m	1200m	1000m	800m	600m	400m	200m	WP	Average	
		Position in running (margin)	9(10.6)	9(9.3)	9(8.6)	9(8.1)	9(7.4)	9(8.1)	9(8.4)	9(7.7)	9(7.8)	9(6.3)	9(4.0)		3.60
		Sectional time (s)	15.19	15.41	15.74	15.74	15.54	15.33	14.85	14.36	14.34	14.33	13.88		
		Cumulative time (s)	164.71	149.52	134.11	118.37	102.63	87.09	71.76	56.91	42.55	28.21	13.88	3:17.10	
		Speed (m/s)	13.17	12.98	12.71	12.71	12.87	13.05	13.47	13.93	13.95	13.96	14.41	13.19	
		Stride length (m)	6.09	5.98	5.92	5.89	5.91	6.10	6.23	6.41	6.26	6.31	6.54	6.11	
		Stride duration (s)	0.462	0.461	0.466	0.464	0.459	0.468	0.463	0.460	0.449	0.452	0.454	0.464	
		Stride efficiency (%)	57.93	55.84	54.86	54.27	54.63	58.13	60.66	64.13	61.28	62.17	66.81	58.43	
		Stride count	32.85	33.46	33.76	33.94	33.83	32.79	32.10	31.22	31.94	31.71	30.59	425.19	

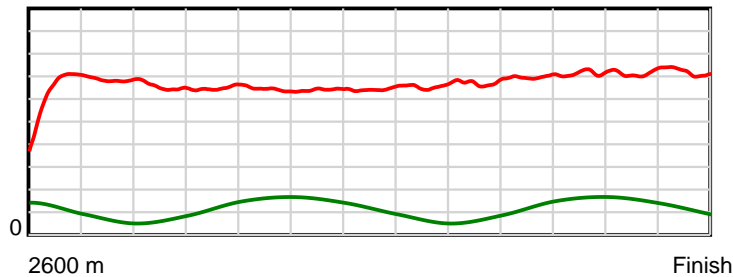
10 m Stride length



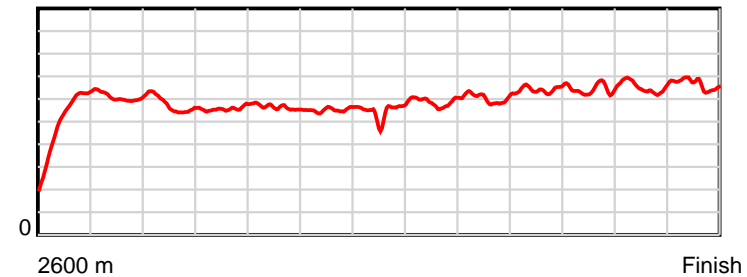
0.6 s Stride duration



20 m/sec Speed



100 % Stride efficiency



Note: Horizontal distance axis grid lines are 200m furlongs.

Disclaimer.

HRNZ and NZMTC and Thoroughbred Ratings Pty Ltd accepts no responsibility for the completeness or accuracy of any of the information contained herein, and makes no representations about its suitability for any particular purpose. Users should make their own judgements about those matters and/or seek independent advice. You assume all risks associated with use of the data provided on this page.



Race Results



August 29, 2025, Race 6, , Distance 2600m, Addington - Survey 3200m

Result	TAB no.	Horse (Barrier)	2600 to	2400m to
12th	12	Tempo Warrior (10)	2400m	2200m
		Position in running (margin)	-	12(13.4)
		Sectional time (s)	18.05	14.83
		Cumulative time (s)	197.46	179.41
		Speed (m/s)	11.08	13.49
		Stride length (m)	5.24	6.06
		Stride duration (s)	0.435	0.450
		Stride efficiency (%)	42.95	57.48
		Stride count	38.15	32.98

Disclaimer.

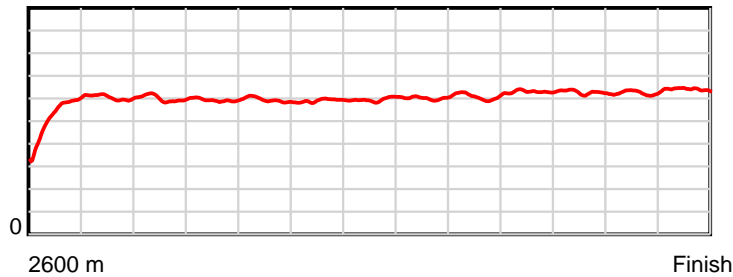
HRNZ and NZMTC and Thoroughbred Ratings Pty Ltd accepts no responsibility for the completeness or accuracy of any of the information contained herein, and makes no representations about its suitability for any particular purpose. Users should make their own judgements about those matters and/or seek independent advice. You assume all risks associated with use of the data provided on this page.

Race Results

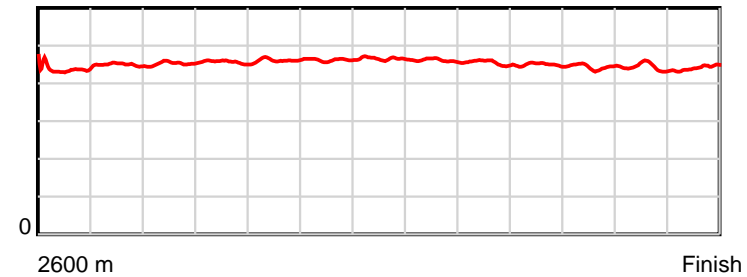
August 29, 2025, Race 6, , Distance 2600m, Addington - Survey 3200m

Result	TAB no.	Horse (Barrier)	2200m to	2000m to	1800m to	1600m to	1400m to	1200m to	1000m to	800m to	600m to	400m to	200m to	Total or	Margin
12th	12	Tempo Warrior (10)	2000m	1800m	1600m	1400m	1200m	1000m	800m	600m	400m	200m	WP	Average	
		Position in running (margin)	11(13.9)	11(11.7)	11(10.9)	11(9.9)	12(9.7)	11(10.1)	11(10.1)	11(9.6)	11(9.3)	11(8.6)	13(6.9)		5.50
		Sectional time (s)	15.04	15.39	15.67	15.81	15.48	15.28	14.89	14.29	14.49	14.43	13.81		
		Cumulative time (s)	164.58	149.54	134.15	118.48	102.67	87.19	71.91	57.02	42.73	28.24	13.81	3:17.46	
		Speed (m/s)	13.30	13.00	12.76	12.65	12.92	13.09	13.43	14.00	13.80	13.86	14.48	13.17	
		Stride length (m)	6.02	5.93	5.88	5.84	6.01	6.03	6.11	6.28	6.13	6.13	6.42	6.00	
		Stride duration (s)	0.453	0.457	0.461	0.462	0.465	0.461	0.455	0.449	0.444	0.442	0.443	0.455	
		Stride efficiency (%)	56.63	55.03	54.11	53.34	56.48	56.82	58.43	61.69	58.75	58.80	64.34	56.18	
		Stride count	33.22	33.70	33.99	34.23	33.27	33.17	32.71	31.83	32.62	32.60	31.17	433.64	

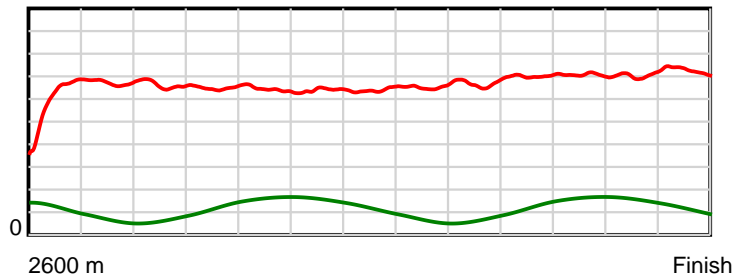
10 m Stride length



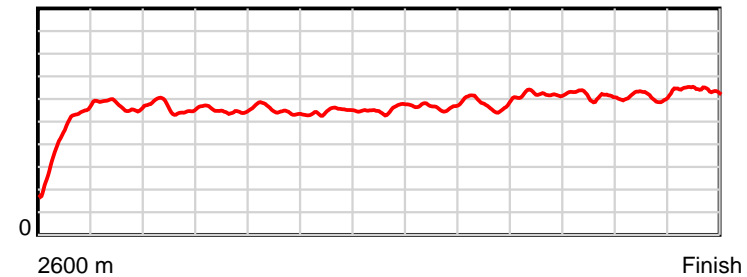
0.6 s Stride duration



20 m/sec Speed



100 % Stride efficiency



Note: Horizontal distance axis grid lines are 200m furlongs.

Disclaimer.

HRNZ and NZMTC and Thoroughbred Ratings Pty Ltd accepts no responsibility for the completeness or accuracy of any of the information contained herein, and makes no representations about its suitability for any particular purpose. Users should make their own judgements about those matters and/or seek independent advice. You assume all risks associated with use of the data provided on this page.



Race Results



August 29, 2025, Race 6, , Distance 2600m, Addington - Survey 3200m

Result	TAB no.	Horse (Barrier)	2600 to	2400m to
13th	3	Ebury Street (5)	2400m	2200m
		Position in running (margin)	-	6(4.8)
		Sectional time (s)	16.63	14.97
		Cumulative time (s)	197.71	181.08
		Speed (m/s)	12.03	13.36
		Stride length (m)	5.41	5.82
		Stride duration (s)	0.438	0.435
		Stride efficiency (%)	45.74	52.88
		Stride count	36.97	34.38

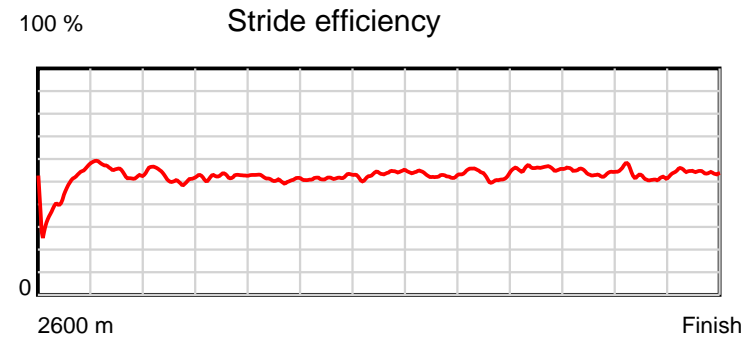
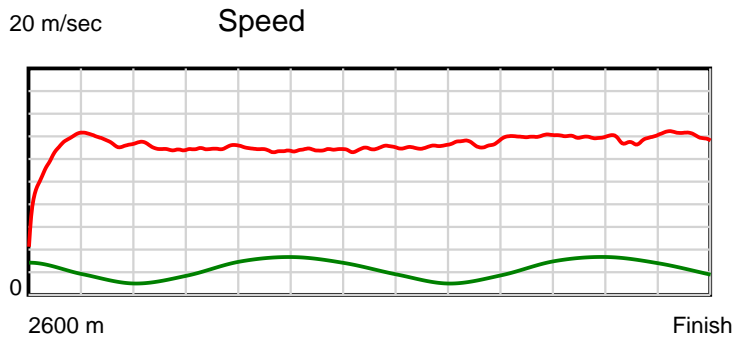
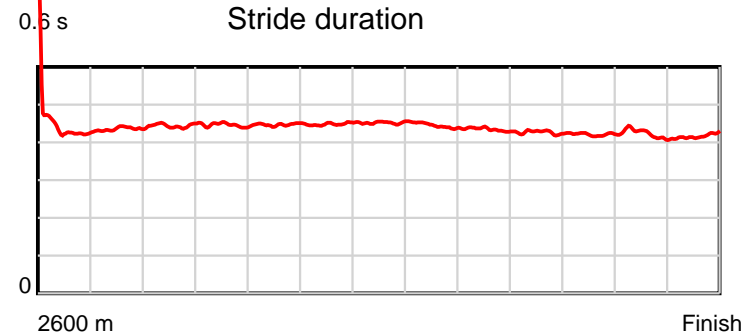
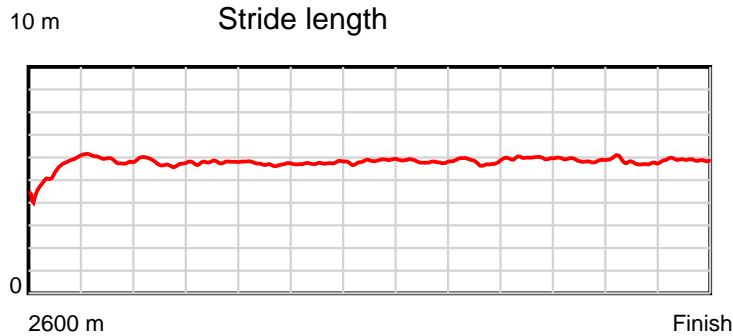
Disclaimer.

HRNZ and NZMTC and Thoroughbred Ratings Pty Ltd accepts no responsibility for the completeness or accuracy of any of the information contained herein, and makes no representations about its suitability for any particular purpose. Users should make their own judgements about those matters and/or seek independent advice. You assume all risks associated with use of the data provided on this page.

Race Results

August 29, 2025, Race 6, , Distance 2600m, Addington - Survey 3200m

Result	TAB no.	Horse (Barrier)	2200m to	2000m to	1800m to	1600m to	1400m to	1200m to	1000m to	800m to	600m to	400m to	200m to	Total or	Margin
13th	3	Ebury Street (5)	2000m	1800m	1600m	1400m	1200m	1000m	800m	600m	400m	200m	WP	Average	
		Position in running (margin)	6(6.2)	6(6.1)	6(5.8)	6(5.5)	7(5.4)	7(5.5)	7(6.0)	7(5.6)	7(5.6)	7(5.0)	11(5.8)		6.80
		Sectional time (s)	15.39	15.47	15.79	15.83	15.45	15.37	14.90	14.33	14.50	14.85	14.23		
		Cumulative time (s)	166.11	150.72	135.25	119.46	103.63	88.18	72.81	57.91	43.58	29.08	14.23	3:17.71	
		Speed (m/s)	13.00	12.93	12.67	12.63	12.94	13.01	13.42	13.96	13.79	13.47	14.05	13.15	
		Stride length (m)	5.78	5.76	5.67	5.67	5.85	5.79	5.83	5.95	5.81	5.70	5.87	5.76	
		Stride duration (s)	0.445	0.446	0.447	0.448	0.452	0.445	0.434	0.426	0.421	0.423	0.418	0.438	
		Stride efficiency (%)	52.18	51.86	50.18	50.19	53.50	52.34	53.06	55.34	52.71	50.76	53.92	51.82	
		Stride count	34.61	34.72	35.29	35.29	34.18	34.56	34.32	33.61	34.44	35.09	34.05	451.51	



Note: Horizontal distance axis grid lines are 200m furlongs.

Disclaimer.

HRNZ and NZMTC and Thoroughbred Ratings Pty Ltd accepts no responsibility for the completeness or accuracy of any of the information contained herein, and makes no representations about its suitability for any particular purpose. Users should make their own judgements about those matters and/or seek independent advice. You assume all risks associated with use of the data provided on this page.