



## Race Results

NZ Metropolitan Trotting Club Inc, HRNZ, August 29, 2025

Compilation date: August 29, 2025, 8:36:40 PM (NZST)

Copyright © 2025 HRNZ and NZMTC. All rights reserved.

### Trademarks.

StrideMASTER is a registered trademark of Thoroughbred Ratings Pty Ltd.

### Disclaimer.

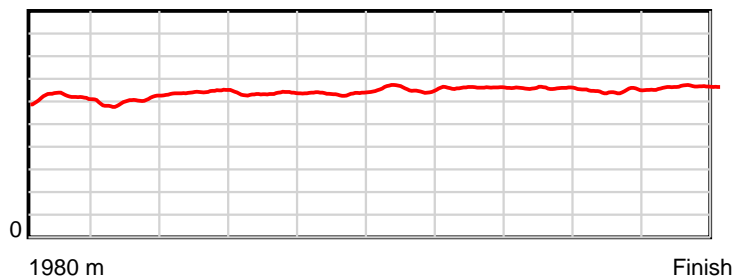
HRNZ and NZMTC and Thoroughbred Ratings Pty Ltd accepts no responsibility for the completeness or accuracy of any of the information contained herein, and makes no representations about its suitability for any particular purpose. Users should make their own judgements about those matters and/or seek independent advice. You assume all risks associated with use of the data provided on this page.

# Race Results

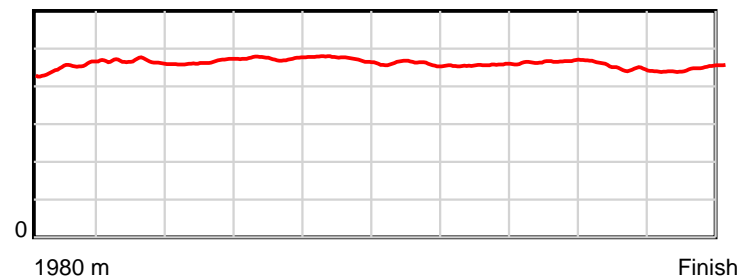
August 29, 2025, Race 7, , Distance 1980m, Addington - Survey 1980m

Result	TAB no.	Horse (Barrier)	1980 to	1800m to	1600m to	1400m to	1200m to	1000m to	800m to	600m to	400m to	200m to	Total or	Margin
1st	8	<b>Always B You (8)</b>	<b>1800m</b>	<b>1600m</b>	<b>1400m</b>	<b>1200m</b>	<b>1000m</b>	<b>800m</b>	<b>600m</b>	<b>400m</b>	<b>200m</b>	<b>WP</b>	<b>Average</b>	
		Position in running (margin)	-	8(7.3)	9(13.2)	8(9.1)	7(6.3)	7(7.1)	7(7.6)	7(6.0)	7(5.6)	5(3.9)		0.00
		Sectional time (s)	13.44	15.75	14.79	14.96	15.04	14.24	13.77	14.49	14.27	13.45		
		Cumulative time (s)	144.20	130.76	115.01	100.22	85.26	70.22	55.98	42.21	27.72	13.45	2:24.20	
		Speed (m/s)	13.39	12.70	13.52	13.37	13.30	14.04	14.52	13.80	14.02	14.87	13.73	
		Stride length (m)	6.15	5.92	6.29	6.34	6.28	6.46	6.63	6.44	6.28	6.66	6.34	
		Stride duration (s)	0.452	0.466	0.465	0.474	0.472	0.460	0.456	0.466	0.448	0.448	0.462	
		Stride efficiency (%)	59.02	54.75	61.80	62.87	61.65	65.24	68.66	64.75	61.70	69.38	62.82	
		Stride count	29.29	33.79	31.80	31.53	31.84	30.95	30.17	31.07	31.83	30.02	312.29	

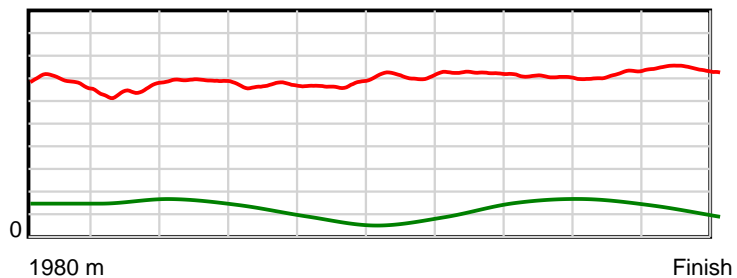
10 m Stride length



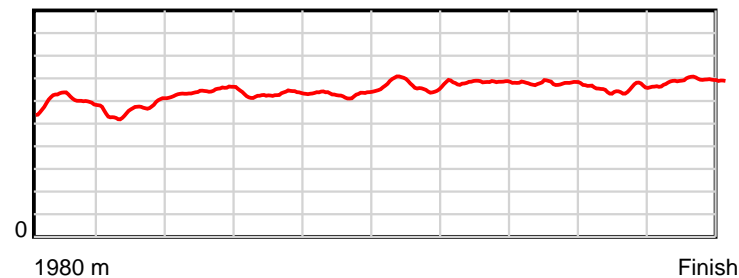
0.6 s Stride duration



20 m/sec Speed



100 % Stride efficiency



Note: Horizontal distance axis grid lines are 200m furlongs.

## Disclaimer.

HRNZ and NZMTC and Thoroughbred Ratings Pty Ltd accepts no responsibility for the completeness or accuracy of any of the information contained herein, and makes no representations about its suitability for any particular purpose. Users should make their own judgements about those matters and/or seek independent advice. You assume all risks associated with use of the data provided on this page.

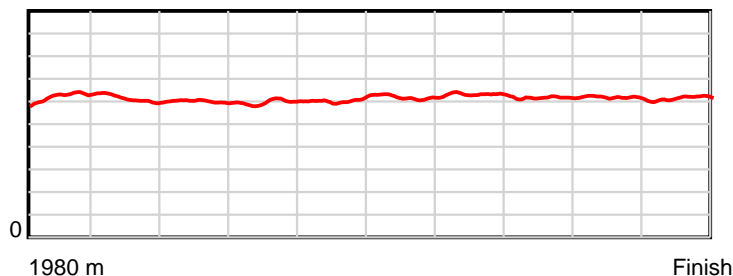


# Race Results

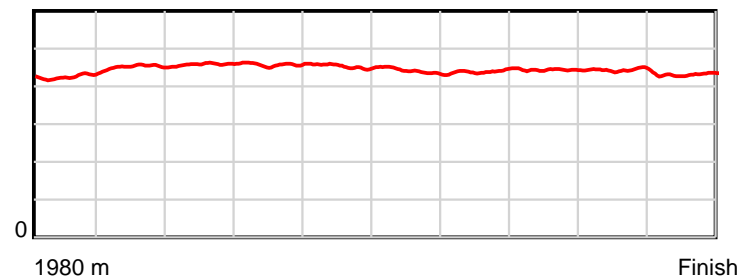
August 29, 2025, Race 7, , Distance 1980m, Addington - Survey 1980m

Result	TAB no.	Horse (Barrier)	1980 to	1800m to	1600m to	1400m to	1200m to	1000m to	800m to	600m to	400m to	200m to	Total or	Margin
2nd	1	<b>Classie Linc (1)</b>	<b>1800m</b>	<b>1600m</b>	<b>1400m</b>	<b>1200m</b>	<b>1000m</b>	<b>800m</b>	<b>600m</b>	<b>400m</b>	<b>200m</b>	<b>WP</b>	<b>Average</b>	
		Position in running (margin)	-	2(2.0)	2(3.4)	2(3.0)	2(1.6)	2(2.2)	2(2.7)	3(2.3)	3(2.4)	2(1.6)		0.40
		Sectional time (s)	12.50	15.00	15.40	15.19	15.02	14.23	13.96	14.59	14.41	13.97		
		Cumulative time (s)	144.27	131.77	116.77	101.37	86.18	71.16	56.93	42.97	28.38	13.97	2:24.27	
		Speed (m/s)	14.40	13.33	12.99	13.17	13.32	14.05	14.33	13.71	13.88	14.32	13.72	
		Stride length (m)	6.19	6.03	5.95	6.03	6.03	6.19	6.30	6.07	6.15	6.18	6.11	
		Stride duration (s)	0.426	0.452	0.458	0.458	0.453	0.440	0.440	0.443	0.443	0.432	0.445	
		Stride efficiency (%)	59.81	56.77	55.38	56.75	56.78	59.82	62.11	57.66	59.04	59.69	58.32	
		Stride count	29.10	33.18	33.59	33.19	33.18	32.33	31.72	32.93	32.54	32.36	324.12	

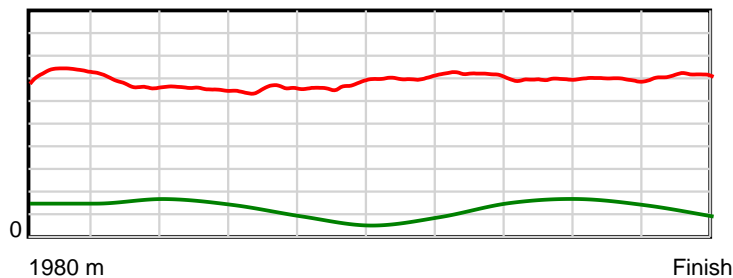
10 m Stride length



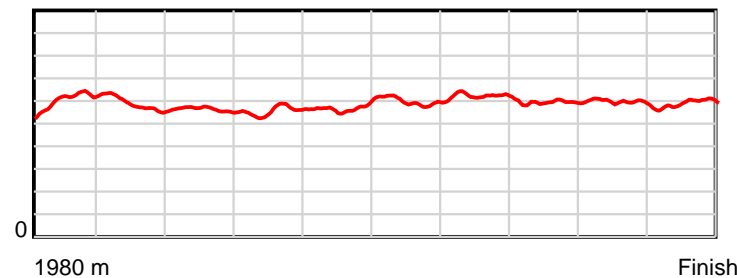
0.6 s Stride duration



20 m/sec Speed



100 % Stride efficiency



Note: Horizontal distance axis grid lines are 200m furlongs.

## Disclaimer.

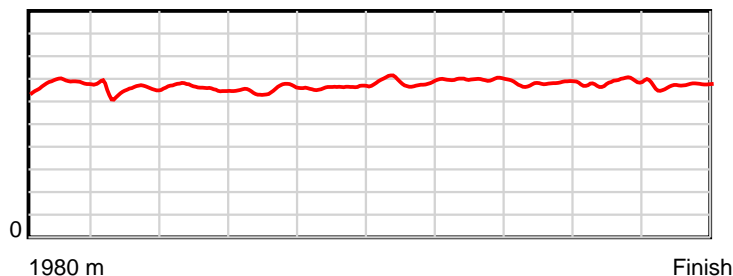
HRNZ and NZMTC and Thoroughbred Ratings Pty Ltd accepts no responsibility for the completeness or accuracy of any of the information contained herein, and makes no representations about its suitability for any particular purpose. Users should make their own judgements about those matters and/or seek independent advice. You assume all risks associated with use of the data provided on this page.

# Race Results

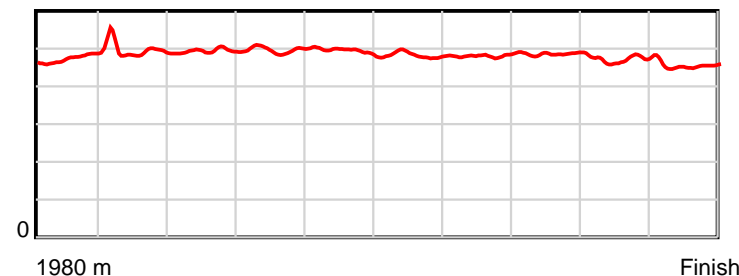
August 29, 2025, Race 7, , Distance 1980m, Addington - Survey 1980m

Result	TAB no.	Horse (Barrier)	1980 to	1800m to	1600m to	1400m to	1200m to	1000m to	800m to	600m to	400m to	200m to	Total or	Margin
3rd	10	Lakelsa (10)	1800m	1600m	1400m	1200m	1000m	800m	600m	400m	200m	WP	Average	
		Position in running (margin)	-	7(6.3)	6(10.3)	7(8.8)	8(8.2)	8(8.7)	8(8.2)	8(7.3)	9(7.8)	9(5.7)		1.60
		Sectional time (s)	13.10	15.44	15.23	15.31	15.00	14.06	13.88	14.65	14.19	13.64		
		Cumulative time (s)	144.50	131.40	115.96	100.73	85.42	70.42	56.36	42.48	27.83	13.64	2:24.50	
		Speed (m/s)	13.74	12.95	13.13	13.06	13.33	14.22	14.41	13.65	14.09	14.66	13.70	
		Stride length (m)	6.71	6.42	6.48	6.49	6.58	6.87	6.93	6.63	6.66	6.64	6.64	
		Stride duration (s)	0.475	0.495	0.494	0.497	0.494	0.483	0.481	0.486	0.472	0.453	0.484	
		Stride efficiency (%)	70.26	64.37	65.72	65.90	67.71	73.71	75.05	68.69	69.28	68.86	68.83	
		Stride count	26.84	31.16	30.84	30.80	30.38	29.12	28.86	30.17	30.04	30.13	298.34	

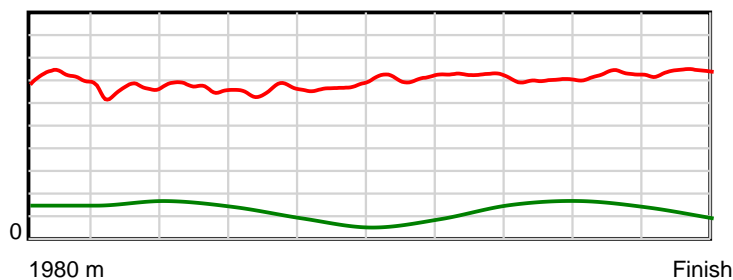
10 m Stride length



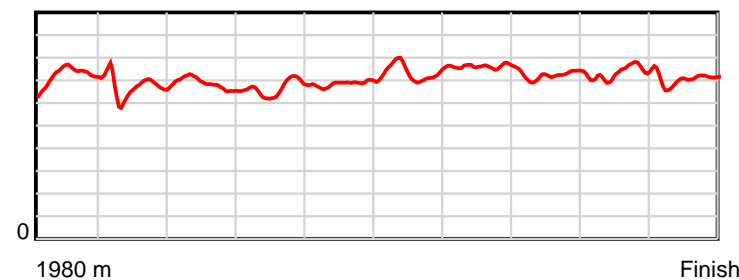
0.6 s Stride duration



20 m/sec Speed



100 % Stride efficiency



Note: Horizontal distance axis grid lines are 200m furlongs.

## Disclaimer.

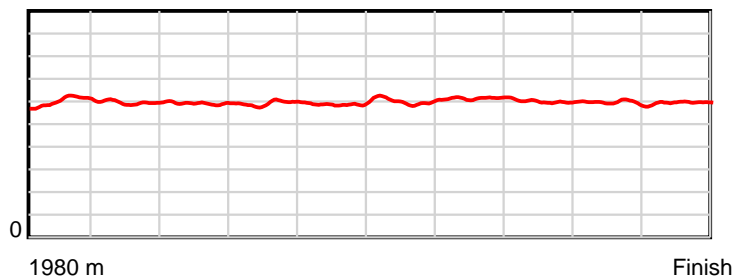
HRNZ and NZMTC and Thoroughbred Ratings Pty Ltd accepts no responsibility for the completeness or accuracy of any of the information contained herein, and makes no representations about its suitability for any particular purpose. Users should make their own judgements about those matters and/or seek independent advice. You assume all risks associated with use of the data provided on this page.

# Race Results

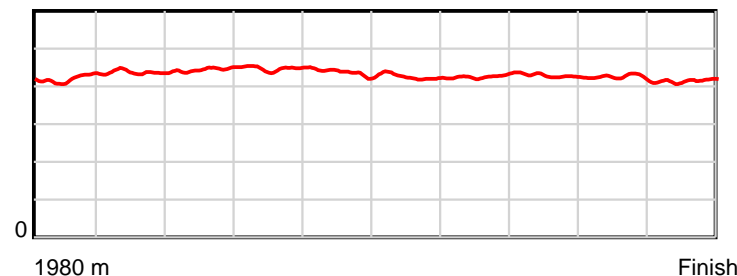
August 29, 2025, Race 7, , Distance 1980m, Addington - Survey 1980m

Result	TAB no.	Horse (Barrier)	1980 to	1800m to	1600m to	1400m to	1200m to	1000m to	800m to	600m to	400m to	200m to	Total or	Margin
4th	3	Amaretto Franc... (3)	1800m	1600m	1400m	1200m	1000m	800m	600m	400m	200m	WP	Average	
		Position in running (margin)	-	5(4.2)	3(5.2)	3(4.4)	4(3.7)	4(3.9)	4(4.2)	4(3.7)	4(3.5)	3(3.0)		1.90
		Sectional time (s)	12.89	14.94	15.33	15.31	14.95	14.20	13.95	14.54	14.45	14.00		
		Cumulative time (s)	144.56	131.67	116.73	101.40	86.09	71.14	56.94	42.99	28.45	14.00	2:24.56	
		Speed (m/s)	13.96	13.39	13.05	13.06	13.38	14.08	14.34	13.76	13.84	14.29	13.70	
		Stride length (m)	5.93	5.85	5.80	5.85	5.84	5.99	6.11	5.89	5.86	5.93	5.90	
		Stride duration (s)	0.420	0.437	0.445	0.447	0.436	0.425	0.426	0.428	0.424	0.415	0.431	
		Stride efficiency (%)	54.92	53.46	52.61	53.41	53.27	56.02	58.40	54.15	53.71	54.96	54.45	
		Stride count	30.36	34.19	34.47	34.21	34.26	33.40	32.72	33.98	34.11	33.72	335.42	

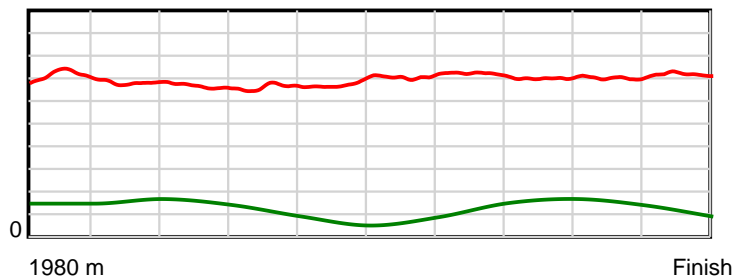
10 m Stride length



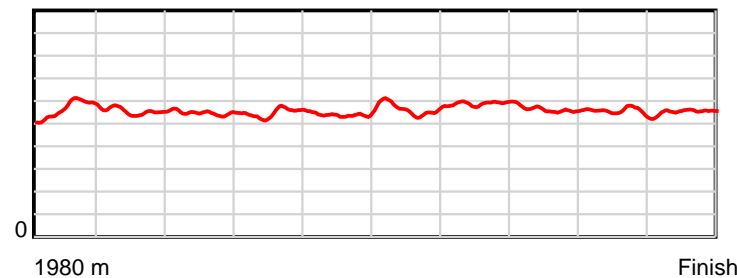
0.6 s Stride duration



20 m/sec Speed



100 % Stride efficiency



Note: Horizontal distance axis grid lines are 200m furlongs.

**Disclaimer.**

HRNZ and NZMTC and Thoroughbred Ratings Pty Ltd accepts no responsibility for the completeness or accuracy of any of the information contained herein, and makes no representations about its suitability for any particular purpose. Users should make their own judgements about those matters and/or seek independent advice. You assume all risks associated with use of the data provided on this page.



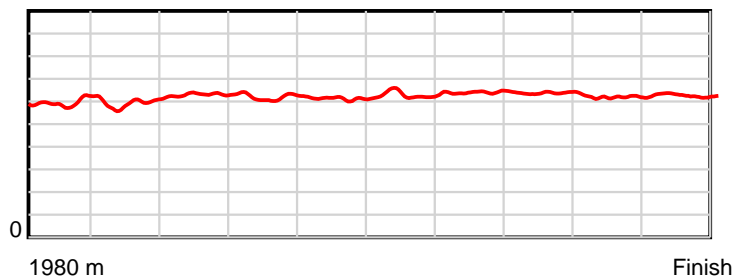
# Race Results



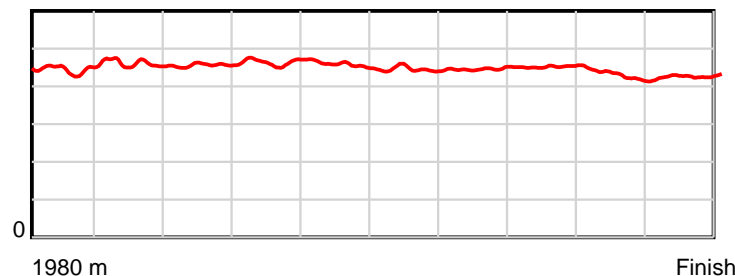
August 29, 2025, Race 7, , Distance 1980m, Addington - Survey 1980m

Result	TAB no.	Horse (Barrier)	1980 to	1800m to	1600m to	1400m to	1200m to	1000m to	800m to	600m to	400m to	200m to	Total or	Margin
5th	9	Treacherous Ga... (9)	1800m	1600m	1400m	1200m	1000m	800m	600m	400m	200m	WP	Average	
		Position in running (margin)	-	10(8.9)	10(15.6)	10(11.4)	9(8.5)	9(9.1)	9(9.4)	9(8.3)	8(7.5)	8(5.4)		2.00
		Sectional time (s)	13.70	15.89	14.76	14.94	15.02	14.20	13.85	14.43	14.19	13.59		
		Cumulative time (s)	144.57	130.87	114.98	100.22	85.28	70.26	56.06	42.21	27.78	13.59	2:24.57	
		Speed (m/s)	13.14	12.59	13.55	13.39	13.32	14.08	14.44	13.86	14.09	14.72	13.70	
		Stride length (m)	5.92	5.81	6.18	6.23	6.09	6.27	6.45	6.26	6.03	6.29	6.15	
		Stride duration (s)	0.445	0.462	0.456	0.465	0.457	0.445	0.446	0.452	0.427	0.427	0.449	
		Stride efficiency (%)	54.75	52.73	59.69	60.60	57.94	61.46	64.94	61.29	56.73	61.78	59.08	
		Stride count	30.41	34.43	32.36	32.12	32.84	31.89	31.03	31.93	33.19	31.81	322.01	

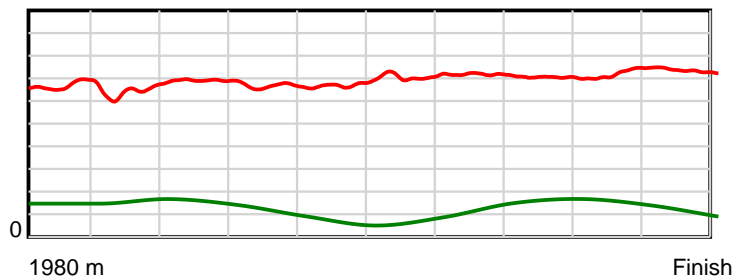
10 m Stride length



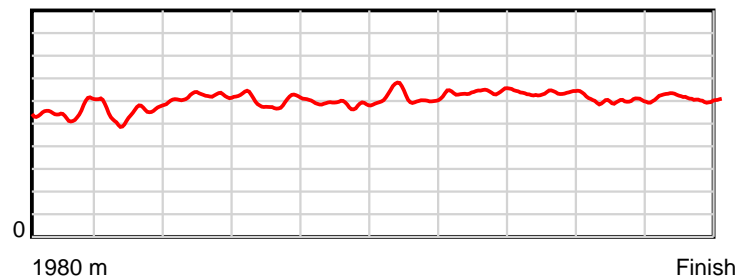
0.6 s Stride duration



20 m/sec Speed



100 % Stride efficiency



Note: Horizontal distance axis grid lines are 200m furlongs.

## Disclaimer.

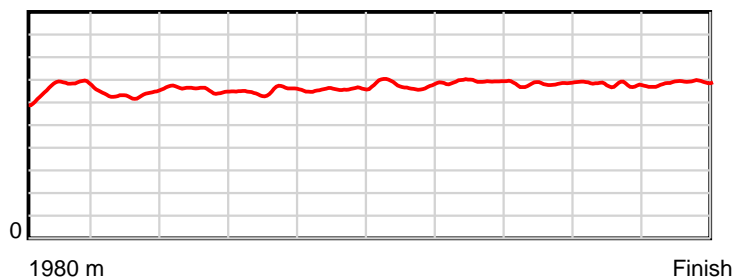
HRNZ and NZMTC and Thoroughbred Ratings Pty Ltd accepts no responsibility for the completeness or accuracy of any of the information contained herein, and makes no representations about its suitability for any particular purpose. Users should make their own judgements about those matters and/or seek independent advice. You assume all risks associated with use of the data provided on this page.

# Race Results

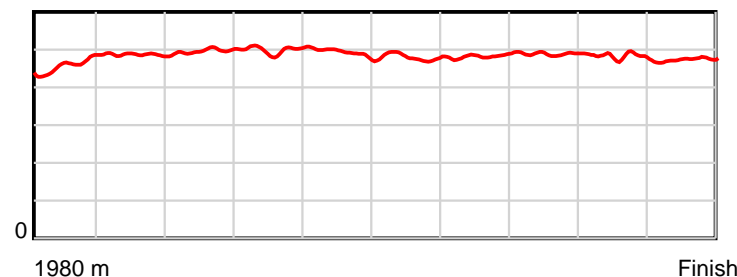
August 29, 2025, Race 7, , Distance 1980m, Addington - Survey 1980m

Result	TAB no.	Horse (Barrier)	1980 to	1800m to	1600m to	1400m to	1200m to	1000m to	800m to	600m to	400m to	200m to	Total or	Margin
6th	4	<b>Our Shangri La... (4)</b>	<b>1800m</b>	<b>1600m</b>	<b>1400m</b>	<b>1200m</b>	<b>1000m</b>	<b>800m</b>	<b>600m</b>	<b>400m</b>	<b>200m</b>	<b>WP</b>	<b>Average</b>	
		Position in running (margin)	-	3(2.1)	4(7.1)	5(6.8)	6(6.1)	6(6.0)	6(5.9)	6(5.2)	6(5.2)	7(4.8)		2.00
		Sectional time (s)	12.57	15.60	15.41	15.30	14.90	14.13	13.91	14.58	14.47	13.71		
		Cumulative time (s)	144.58	132.01	116.41	101.00	85.70	70.80	56.67	42.76	28.18	13.71	2:24.58	
		Speed (m/s)	14.32	12.82	12.98	13.07	13.42	14.15	14.38	13.72	13.82	14.59	13.69	
		Stride length (m)	6.64	6.24	6.45	6.54	6.58	6.81	6.94	6.70	6.66	6.92	6.64	
		Stride duration (s)	0.460	0.487	0.497	0.500	0.490	0.481	0.483	0.489	0.482	0.474	0.485	
		Stride efficiency (%)	68.81	60.83	65.03	66.75	67.69	72.36	75.23	70.18	69.28	74.75	68.89	
		Stride count	27.13	32.06	31.00	30.60	30.39	29.39	28.83	29.84	30.04	28.92	298.20	

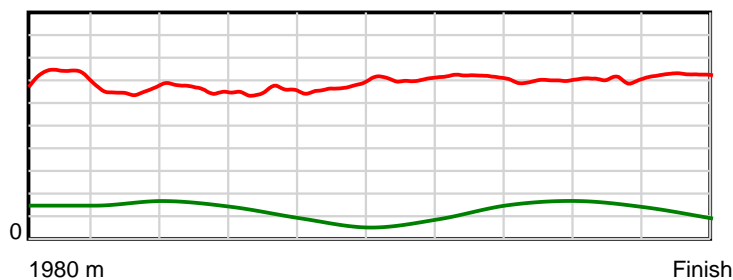
10 m Stride length



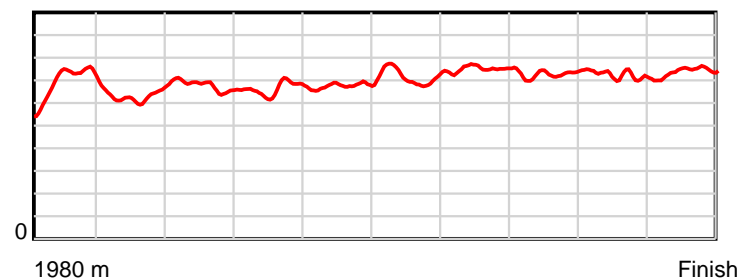
0.6 s Stride duration



20 m/sec Speed



100 % Stride efficiency



Note: Horizontal distance axis grid lines are 200m furlongs.

## Disclaimer.

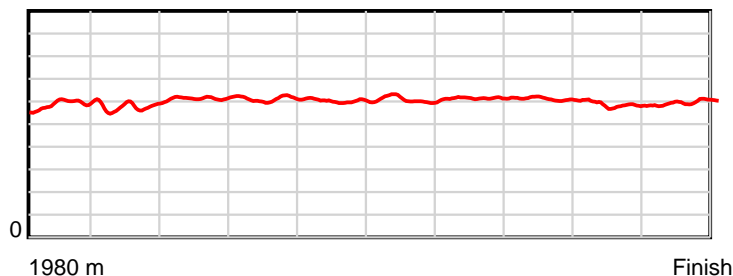
HRNZ and NZMTC and Thoroughbred Ratings Pty Ltd accepts no responsibility for the completeness or accuracy of any of the information contained herein, and makes no representations about its suitability for any particular purpose. Users should make their own judgements about those matters and/or seek independent advice. You assume all risks associated with use of the data provided on this page.

# Race Results

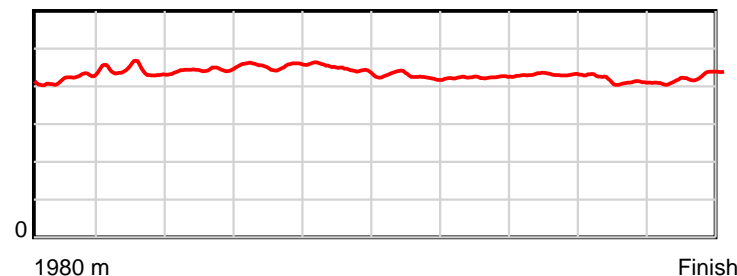
August 29, 2025, Race 7, , Distance 1980m, Addington - Survey 1980m

Result	TAB no.	Horse (Barrier)	1980 to	1800m to	1600m to	1400m to	1200m to	1000m to	800m to	600m to	400m to	200m to	Total or	Margin
7th	5	<b>Boudica (5)</b>	<b>1800m</b>	<b>1600m</b>	<b>1400m</b>	<b>1200m</b>	<b>1000m</b>	<b>800m</b>	<b>600m</b>	<b>400m</b>	<b>200m</b>	<b>WP</b>	<b>Average</b>	
		Position in running (margin)	-	6(5.8)	7(11.2)	6(7.1)	5(4.2)	5(5.0)	5(5.3)	5(4.3)	5(3.6)	4(3.7)		4.00
		Sectional time (s)	13.04	15.66	14.80	14.93	15.05	14.20	13.85	14.46	14.56	14.40		
		Cumulative time (s)	144.95	131.91	116.25	101.45	86.52	71.47	57.27	43.42	28.96	14.40	2:24.95	
		Speed (m/s)	13.80	12.77	13.51	13.40	13.29	14.08	14.44	13.83	13.74	13.89	13.66	
		Stride length (m)	5.83	5.63	6.02	6.09	5.91	6.02	6.12	5.97	5.68	5.91	5.92	
		Stride duration (s)	0.421	0.441	0.445	0.455	0.445	0.427	0.424	0.431	0.414	0.426	0.433	
		Stride efficiency (%)	53.12	49.51	56.59	58.01	54.64	56.58	58.59	55.65	50.42	54.59	54.67	
		Stride count	30.87	35.53	33.24	32.82	33.82	33.24	32.66	33.51	35.21	33.84	334.74	

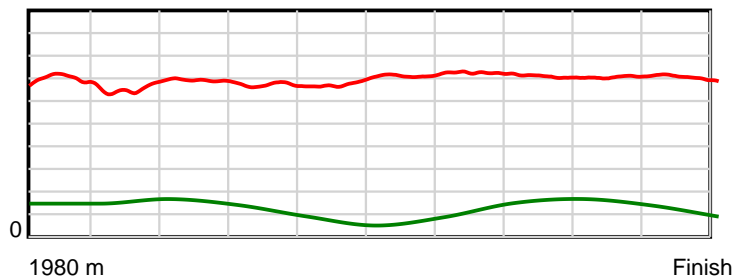
10 m Stride length



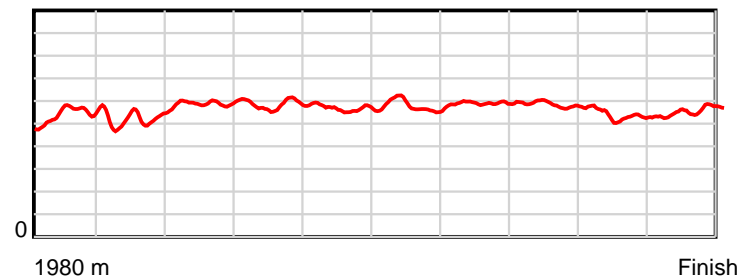
0.6 s Stride duration



20 m/sec Speed



100 % Stride efficiency



Note: Horizontal distance axis grid lines are 200m furlongs.

## Disclaimer.

HRNZ and NZMTC and Thoroughbred Ratings Pty Ltd accepts no responsibility for the completeness or accuracy of any of the information contained herein, and makes no representations about its suitability for any particular purpose. Users should make their own judgements about those matters and/or seek independent advice. You assume all risks associated with use of the data provided on this page.

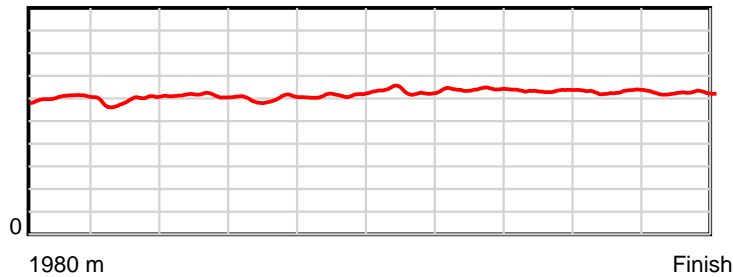


# Race Results

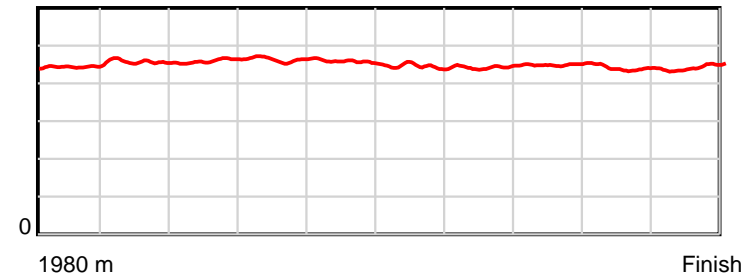
August 29, 2025, Race 7, , Distance 1980m, Addington - Survey 1980m

Result	TAB no.	Horse (Barrier)	1980 to	1800m to	1600m to	1400m to	1200m to	1000m to	800m to	600m to	400m to	200m to	Total or	Margin
8th	7	Dance Till Daw... (7)	1800m	1600m	1400m	1200m	1000m	800m	600m	400m	200m	WP	Average	
		Position in running (margin)	-	9(8.2)	8(12.9)	9(10.8)	10(10.6)	10(10.9)	10(11.3)	10(9.6)	10(8.9)	10(6.5)		5.90
		Sectional time (s)	13.37	15.56	15.12	15.37	14.97	14.23	13.73	14.47	14.15	14.34		
		Cumulative time (s)	145.31	131.94	116.38	101.26	85.89	70.92	56.69	42.96	28.49	14.34	2:25.31	
		Speed (m/s)	13.46	12.85	13.23	13.01	13.36	14.05	14.57	13.82	14.13	13.95	13.63	
		Stride length (m)	6.00	5.88	6.07	6.03	6.12	6.25	6.45	6.22	6.21	6.17	6.14	
		Stride duration (s)	0.444	0.458	0.459	0.463	0.458	0.445	0.443	0.450	0.439	0.442	0.450	
		Stride efficiency (%)	56.19	54.08	57.65	56.84	58.47	61.07	64.95	60.46	60.25	59.50	58.87	
		Stride count	30.02	34.00	32.93	33.16	32.70	31.99	31.02	32.15	32.21	32.41	322.59	

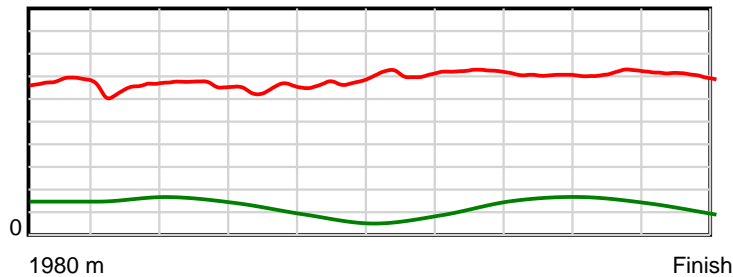
10 m Stride length



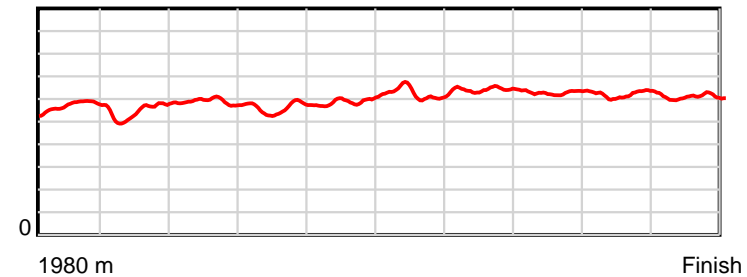
0.6 s Stride duration



20 m/sec Speed



100 % Stride efficiency



Note: Horizontal distance axis grid lines are 200m furlongs.

## Disclaimer.

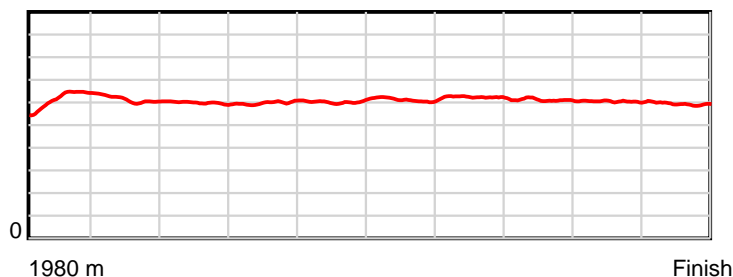
HRNZ and NZMTC and Thoroughbred Ratings Pty Ltd accepts no responsibility for the completeness or accuracy of any of the information contained herein, and makes no representations about its suitability for any particular purpose. Users should make their own judgements about those matters and/or seek independent advice. You assume all risks associated with use of the data provided on this page.

# Race Results

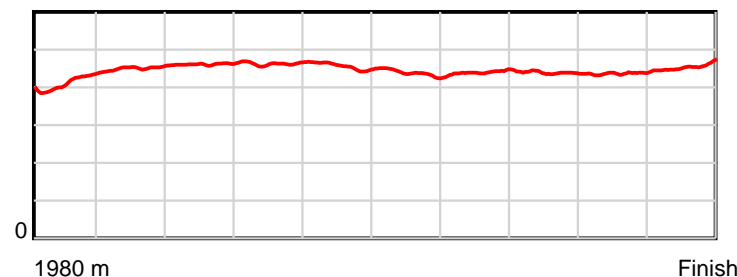
August 29, 2025, Race 7, , Distance 1980m, Addington - Survey 1980m

Result	TAB no.	Horse (Barrier)	1980 to	1800m to	1600m to	1400m to	1200m to	1000m to	800m to	600m to	400m to	200m to	Total or	Margin
9th	2	Cardi B (2)	1800m	1600m	1400m	1200m	1000m	800m	600m	400m	200m	WP	Average	
		Position in running (margin)	-	1(0.0)	1(0.0)	1(0.0)	1(0.0)	1(0.0)	1(0.0)	1(0.0)	1(0.0)	1(0.0)		5.90
		Sectional time (s)	12.11	14.78	15.47	15.41	14.92	14.15	14.03	14.57	14.54	15.35		
		Cumulative time (s)	145.33	133.22	118.44	102.97	87.56	72.64	58.49	44.46	29.89	15.35	2:25.33	
		Speed (m/s)	14.86	13.53	12.93	12.98	13.40	14.13	14.26	13.73	13.76	13.03	13.62	
		Stride length (m)	6.14	6.10	5.97	6.00	6.11	6.19	6.27	6.02	6.01	5.94	6.07	
		Stride duration (s)	0.413	0.451	0.462	0.463	0.455	0.438	0.440	0.438	0.437	0.456	0.446	
		Stride efficiency (%)	58.92	58.22	55.68	56.34	58.27	59.83	61.48	56.56	56.45	55.22	57.64	
		Stride count	29.31	32.77	33.51	33.31	32.75	32.32	31.88	33.24	33.27	33.64	326.00	

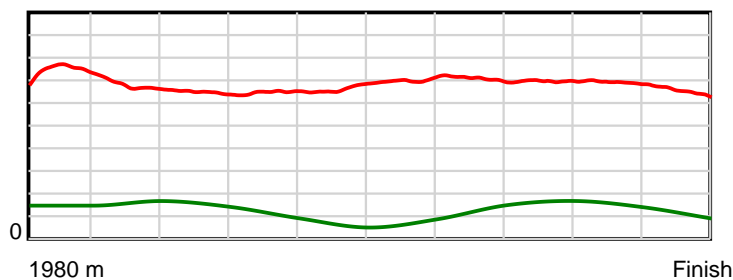
10 m Stride length



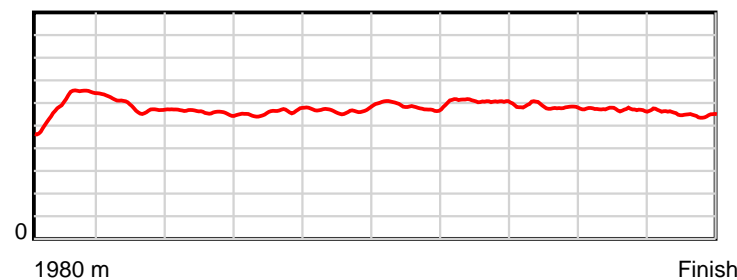
0.6 s Stride duration



20 m/sec Speed



100 % Stride efficiency



Note: Horizontal distance axis grid lines are 200m furlongs.

**Disclaimer.**

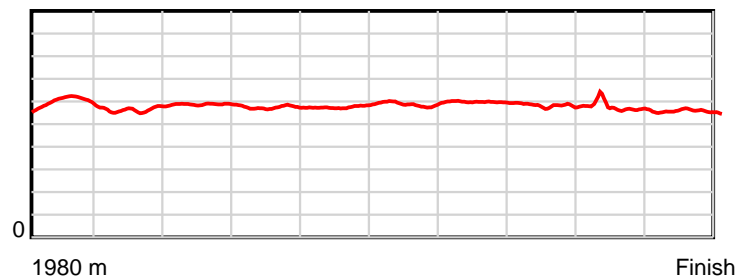
HRNZ and NZMTC and Thoroughbred Ratings Pty Ltd accepts no responsibility for the completeness or accuracy of any of the information contained herein, and makes no representations about its suitability for any particular purpose. Users should make their own judgements about those matters and/or seek independent advice. You assume all risks associated with use of the data provided on this page.

# Race Results

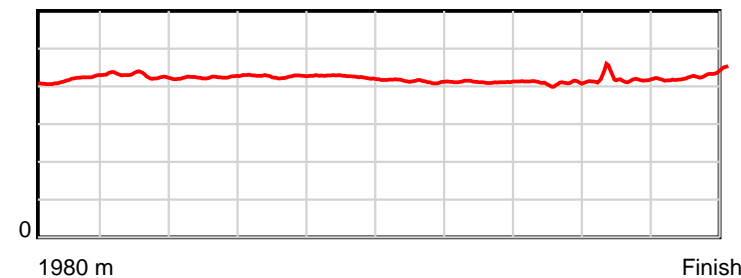
August 29, 2025, Race 7, , Distance 1980m, Addington - Survey 1980m

Result	TAB no.	Horse (Barrier)	1980 to	1800m to	1600m to	1400m to	1200m to	1000m to	800m to	600m to	400m to	200m to	Total or	Margin
10th	6	Akatea (6)	1800m	1600m	1400m	1200m	1000m	800m	600m	400m	200m	WP	Average	
		Position in running (margin)	-	4(4.1)	5(9.5)	4(5.8)	3(2.8)	3(2.9)	3(3.6)	2(2.2)	2(1.9)	6(4.4)		10.60
		Sectional time (s)	12.90	15.69	14.84	14.93	14.94	14.25	13.81	14.51	14.96	15.38		
		Cumulative time (s)	146.21	133.31	117.62	102.78	87.85	72.91	58.66	44.85	30.34	15.38	2:26.21	
		Speed (m/s)	13.95	12.75	13.48	13.40	13.39	14.04	14.48	13.78	13.37	13.00	13.54	
		Stride length (m)	5.92	5.47	5.72	5.72	5.69	5.80	5.96	5.64	5.59	5.59	5.71	
		Stride duration (s)	0.419	0.429	0.424	0.427	0.425	0.413	0.412	0.410	0.418	0.430	0.421	
		Stride efficiency (%)	54.84	46.71	51.13	51.08	50.57	52.60	55.55	49.77	48.86	48.92	50.87	
		Stride count	30.39	36.58	34.96	34.98	35.16	34.47	33.54	35.44	35.77	35.75	347.04	

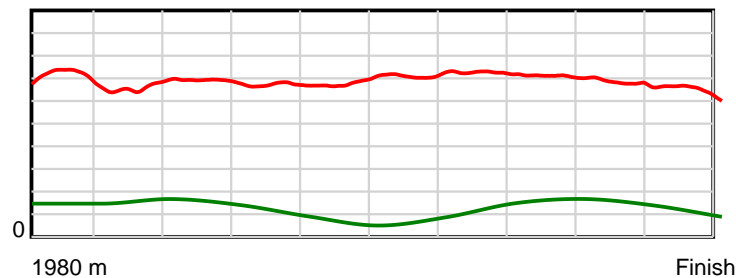
10 m Stride length



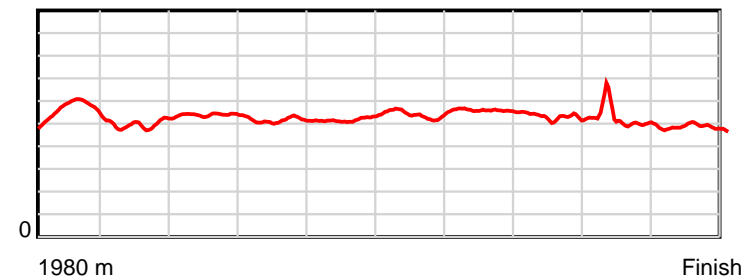
0.6 s Stride duration



20 m/sec Speed



100 % Stride efficiency



Note: Horizontal distance axis grid lines are 200m furlongs.

**Disclaimer.**

HRNZ and NZMTC and Thoroughbred Ratings Pty Ltd accepts no responsibility for the completeness or accuracy of any of the information contained herein, and makes no representations about its suitability for any particular purpose. Users should make their own judgements about those matters and/or seek independent advice. You assume all risks associated with use of the data provided on this page.