



## Race Results

NZ Metropolitan Trotting Club Inc, HRNZ, August 29, 2025

Compilation date: August 29, 2025, 9:11:27 PM (NZST)

Copyright © 2025 HRNZ and NZMTC. All rights reserved.

### Trademarks.

StrideMASTER is a registered trademark of Thoroughbred Ratings Pty Ltd.

### Disclaimer.

HRNZ and NZMTC and Thoroughbred Ratings Pty Ltd accepts no responsibility for the completeness or accuracy of any of the information contained herein, and makes no representations about its suitability for any particular purpose. Users should make their own judgements about those matters and/or seek independent advice. You assume all risks associated with use of the data provided on this page.



# Race Results



August 29, 2025, Race 8, THERMO KING HANDICAP TROT, Distance 2600m, Addington - Survey 3200m

Result	TAB no.	Horse (Barrier)	2600 to	2400m to
1st	12	<b>Bounce N Beyon... (1)</b>	<b>2400m</b>	<b>2200m</b>
		Position in running (margin)	-	11(12.0)
		Sectional time (s)	18.85	15.15
		Cumulative time (s)	200.01	181.16
		Speed (m/s)	10.61	13.20
		Stride length (m)	5.67	5.96
		Stride duration (s)	0.446	0.452
		Stride efficiency (%)	50.21	55.52
		Stride count	35.28	33.55

#### Disclaimer.

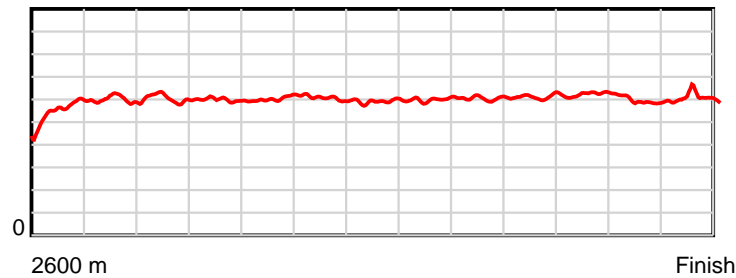
HRNZ and NZMTC and Thoroughbred Ratings Pty Ltd accepts no responsibility for the completeness or accuracy of any of the information contained herein, and makes no representations about its suitability for any particular purpose. Users should make their own judgements about those matters and/or seek independent advice. You assume all risks associated with use of the data provided on this page.

# Race Results

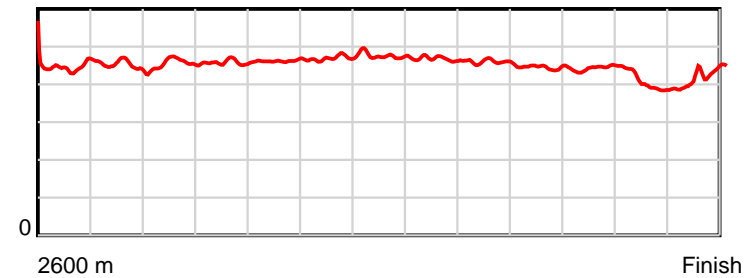
August 29, 2025, Race 8, THERMO KING HANDICAP TROT, Distance 2600m, Addington - Survey 3200m

Result	TAB no.	Horse (Barrier)	2200m to	2000m to	1800m to	1600m to	1400m to	1200m to	1000m to	800m to	600m to	400m to	200m to	Total or	Margin
1st	12	<b>Bounce N Beyon... (1)</b>	<b>2000m</b>	<b>1800m</b>	<b>1600m</b>	<b>1400m</b>	<b>1200m</b>	<b>1000m</b>	<b>800m</b>	<b>600m</b>	<b>400m</b>	<b>200m</b>	<b>WP</b>	<b>Average</b>	
		Position in running (margin)	10(12.9)	10(14.6)	10(12.8)	10(13.2)	10(12.2)	10(11.7)	10(10.4)	9(8.7)	8(7.4)	8(6.2)	5(3.0)		0.00
		Sectional time (s)	15.15	15.17	15.72	16.05	15.98	15.70	15.07	14.55	14.43	14.25	13.94		
		Cumulative time (s)	166.01	150.86	135.69	119.97	103.92	87.94	72.24	57.17	42.62	28.19	13.94	3:20.01	
		Speed (m/s)	13.20	13.18	12.72	12.46	12.52	12.74	13.27	13.75	13.86	14.04	14.35	13.00	
		Stride length (m)	6.00	6.05	5.88	5.86	5.95	5.95	6.09	6.12	6.15	5.63	6.06	5.95	
		Stride duration (s)	0.455	0.458	0.462	0.470	0.476	0.467	0.459	0.445	0.443	0.401	0.422	0.458	
		Stride efficiency (%)	56.31	57.11	54.09	53.58	55.37	55.35	57.98	58.60	59.03	49.51	57.35	55.28	
		Stride count	33.32	33.08	33.99	34.15	33.60	33.61	32.83	32.66	32.54	35.53	33.01	437.15	

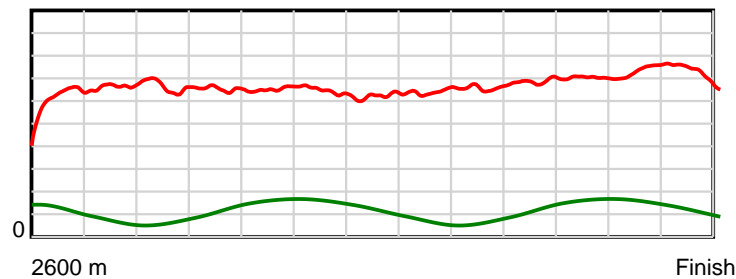
10 m Stride length



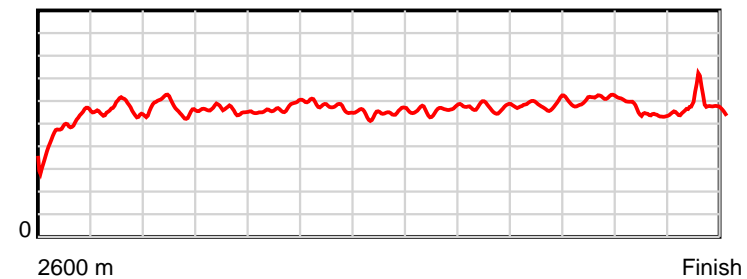
0.6 s Stride duration



20 m/sec Speed



100 % Stride efficiency



Note: Horizontal distance axis grid lines are 200m furlongs.

## Disclaimer.

HRNZ and NZMTC and Thoroughbred Ratings Pty Ltd accepts no responsibility for the completeness or accuracy of any of the information contained herein, and makes no representations about its suitability for any particular purpose. Users should make their own judgements about those matters and/or seek independent advice. You assume all risks associated with use of the data provided on this page.



# Race Results



August 29, 2025, Race 8, THERMO KING HANDICAP TROT, Distance 2600m, Addington - Survey 3200m

Result	TAB no.	Horse (Barrier)	2600 to	2400m to
2nd	1	<b>Brett's Mate (3)</b>	<b>2400m</b>	<b>2200m</b>
		Position in running (margin)	-	3(3.5)
		Sectional time (s)	17.53	14.59
		Cumulative time (s)	200.39	182.86
		Speed (m/s)	11.41	13.71
		Stride length (m)	5.94	6.53
		Stride duration (s)	0.501	0.476
		Stride efficiency (%)	55.08	66.67
		Stride count	33.69	30.62

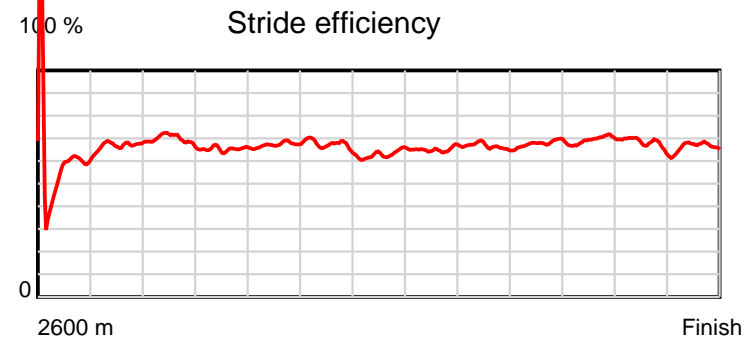
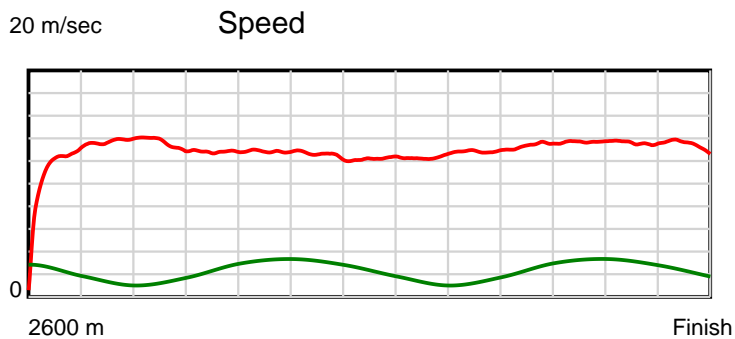
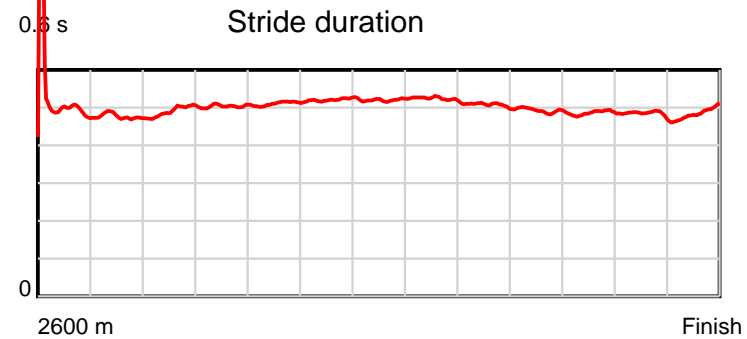
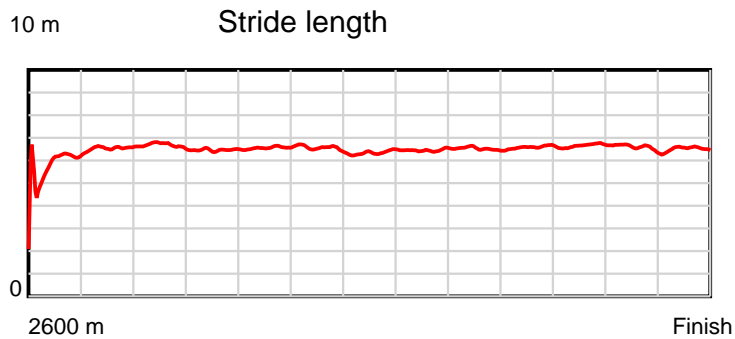
#### Disclaimer.

HRNZ and NZMTC and Thoroughbred Ratings Pty Ltd accepts no responsibility for the completeness or accuracy of any of the information contained herein, and makes no representations about its suitability for any particular purpose. Users should make their own judgements about those matters and/or seek independent advice. You assume all risks associated with use of the data provided on this page.

# Race Results

August 29, 2025, Race 8, THERMO KING HANDICAP TROT, Distance 2600m, Addington - Survey 3200m

Result	TAB no.	Horse (Barrier)	2200m to	2000m to	1800m to	1600m to	1400m to	1200m to	1000m to	800m to	600m to	400m to	200m to	Total or	Margin
2nd	1	<b>Brett's Mate (3)</b>	<b>2000m</b>	<b>1800m</b>	<b>1600m</b>	<b>1400m</b>	<b>1200m</b>	<b>1000m</b>	<b>800m</b>	<b>600m</b>	<b>400m</b>	<b>200m</b>	<b>WP</b>	<b>Average</b>	
		Position in running (margin)	2(1.0)	1(0.0)	1(0.0)	1(0.0)	1(0.0)	1(0.0)	1(0.0)	1(0.0)	1(0.0)	1(0.0)	1(0.0)		2.00
		Sectional time (s)	14.70	15.48	15.65	16.20	16.07	15.91	15.37	14.75	14.63	14.78	14.73		
		Cumulative time (s)	168.27	153.57	138.09	122.44	106.24	90.17	74.26	58.89	44.14	29.51	14.73	3:20.39	
		Speed (m/s)	13.61	12.92	12.78	12.35	12.45	12.57	13.01	13.56	13.67	13.53	13.58	12.97	
		Stride length (m)	6.69	6.51	6.52	6.44	6.47	6.58	6.60	6.68	6.64	6.53	6.62	6.51	
		Stride duration (s)	0.492	0.504	0.510	0.521	0.520	0.523	0.507	0.493	0.486	0.483	0.488	0.502	
		Stride efficiency (%)	69.98	66.26	66.49	64.74	65.39	67.68	67.97	69.78	68.97	66.63	68.47	66.30	
		Stride count	29.89	30.71	30.66	31.07	30.92	30.39	30.32	29.93	30.11	30.63	30.21	399.15	



Note: Horizontal distance axis grid lines are 200m furlongs.

#### Disclaimer.

HRNZ and NZMTC and Thoroughbred Ratings Pty Ltd accepts no responsibility for the completeness or accuracy of any of the information contained herein, and makes no representations about its suitability for any particular purpose. Users should make their own judgements about those matters and/or seek independent advice. You assume all risks associated with use of the data provided on this page.



# Race Results



August 29, 2025, Race 8, THERMO KING HANDICAP TROT, Distance 2600m, Addington - Survey 3200m

Result	TAB no.	Horse (Barrier)	2600 to	2400m to
3rd	6	<b>Tu Tangata (13)</b>	<b>2400m</b>	<b>2200m</b>
		Position in running (margin)	-	5(6.0)
		Sectional time (s)	18.05	15.78
		Cumulative time (s)	200.41	182.36
		Speed (m/s)	11.08	12.67
		Stride length (m)	11.71	28.19
		Stride duration (s)	1.013	2.225
		Stride efficiency (%)	214.26	1242.02
		Stride count	17.08	7.09

#### Disclaimer.

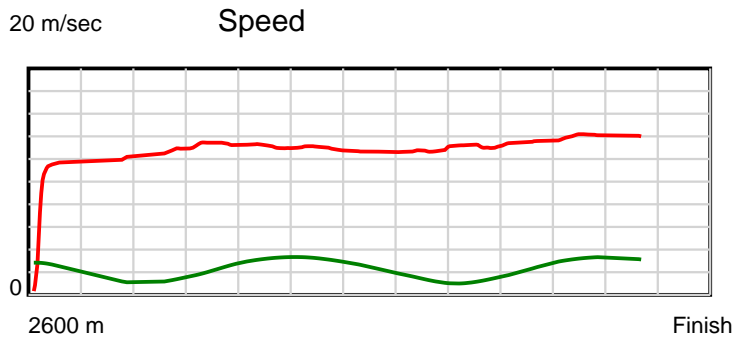
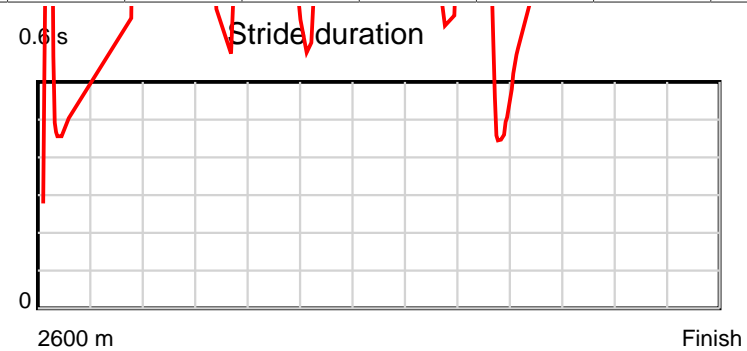
HRNZ and NZMTC and Thoroughbred Ratings Pty Ltd accepts no responsibility for the completeness or accuracy of any of the information contained herein, and makes no representations about its suitability for any particular purpose. Users should make their own judgements about those matters and/or seek independent advice. You assume all risks associated with use of the data provided on this page.



# Race Results

August 29, 2025, Race 8, THERMO KING HANDICAP TROT, Distance 2600m, Addington - Survey 3200m

Result	TAB no.	Horse (Barrier)	2200m to	2000m to	1800m to	1600m to	1400m to	1200m to	1000m to	800m to	600m to	400m to	200m to	Total or	Margin
3rd	6	Tu Tangata (13)	2000m	1800m	1600m	1400m	1200m	1000m	800m	600m	400m	200m	WP	Average	
		Position in running (margin)	8(10.7)	9(13.1)	9(10.8)	9(11.3)	9(10.1)	8(9.1)	8(8.0)	7(6.9)	7(5.6)	6(5.1)	7(4.6)		2.10
		Sectional time (s)	15.26	15.11	15.72	16.00	15.91	15.72	15.19	14.53	14.56	14.69	13.89		
		Cumulative time (s)	166.58	151.32	136.21	120.49	104.49	88.58	72.86	57.67	43.14	28.58	13.89	3:20.41	
		Speed (m/s)	13.11	13.24	12.72	12.50	12.57	12.72	13.17	13.76	13.74	13.61	14.40	12.97	
		Stride length (m)	17.76	10.59	11.65	11.18	16.41	9.67	7.15	7.87	8.87	6.87	9.43	10.46	
		Stride duration (s)	1.354	0.800	0.916	0.895	1.305	0.759	0.543	0.571	0.646	0.505	0.655	0.806	
		Stride efficiency (%)	492.64	175.32	212.15	195.43	420.91	145.99	79.83	96.69	122.85	73.79	139.07	171.06	
		Stride count	11.26	18.88	17.16	17.88	12.19	20.69	27.98	25.43	22.56	29.10	21.20	248.50	



Note: Horizontal distance axis grid lines are 200m furlongs.

### Disclaimer.

HRNZ and NZMTC and Thoroughbred Ratings Pty Ltd accepts no responsibility for the completeness or accuracy of any of the information contained herein, and makes no representations about its suitability for any particular purpose. Users should make their own judgements about those matters and/or seek independent advice. You assume all risks associated with use of the data provided on this page.



# Race Results



August 29, 2025, Race 8, THERMO KING HANDICAP TROT, Distance 2600m, Addington - Survey 3200m

Result	TAB no.	Horse (Barrier)	2600 to	2400m to
4th	9	Ti Amo Belle (8)	2400m	2200m
		Position in running (margin)	-	7(8.0)
		Sectional time (s)	18.17	15.11
		Cumulative time (s)	200.50	182.33
		Speed (m/s)	11.01	13.24
		Stride length (m)	5.68	6.08
		Stride duration (s)	0.470	0.459
		Stride efficiency (%)	50.42	57.73
		Stride count	35.21	32.90

#### Disclaimer.

HRNZ and NZMTC and Thoroughbred Ratings Pty Ltd accepts no responsibility for the completeness or accuracy of any of the information contained herein, and makes no representations about its suitability for any particular purpose. Users should make their own judgements about those matters and/or seek independent advice. You assume all risks associated with use of the data provided on this page.

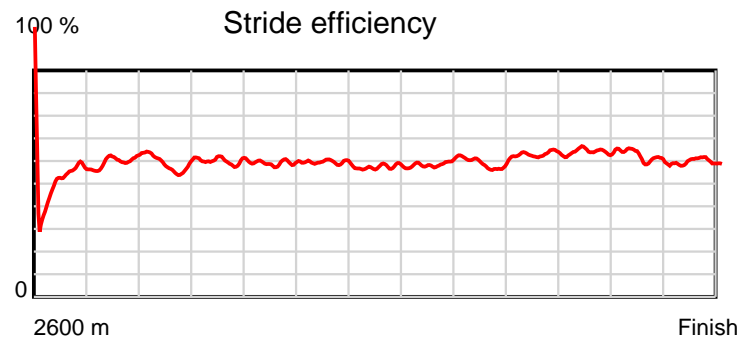
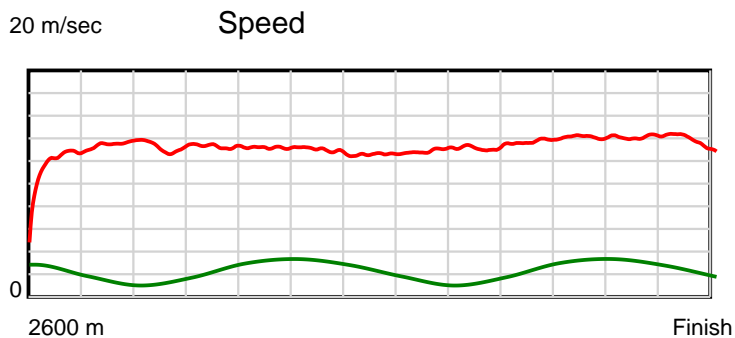
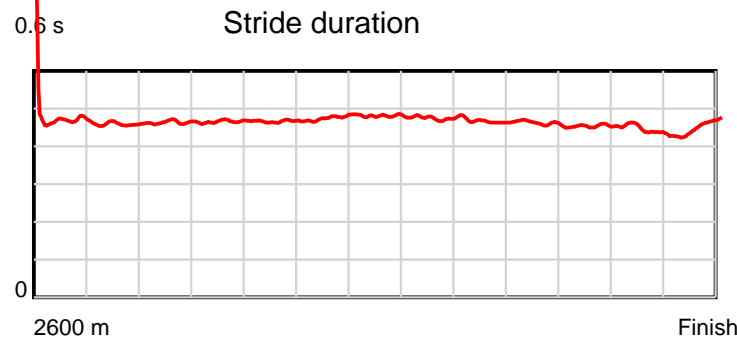
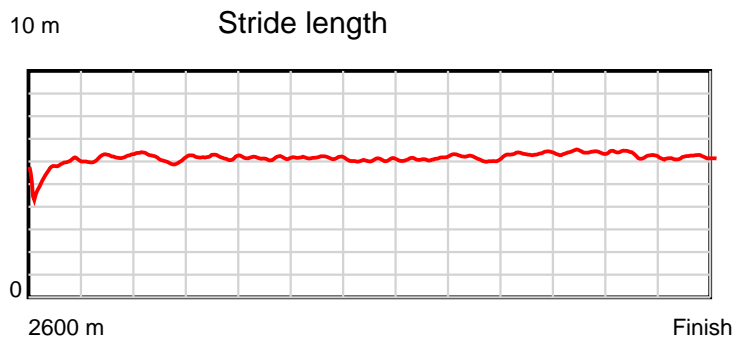


# Race Results



August 29, 2025, Race 8, THERMO KING HANDICAP TROT, Distance 2600m, Addington - Survey 3200m

Result	TAB no.	Horse (Barrier)	2200m to	2000m to	1800m to	1600m to	1400m to	1200m to	1000m to	800m to	600m to	400m to	200m to	Total or	Margin
4th	9	Ti Amo Belle (8)	2000m	1800m	1600m	1400m	1200m	1000m	800m	600m	400m	200m	WP	Average	
		Position in running (margin)	7(8.6)	7(11.4)	7(9.5)	7(8.9)	6(7.6)	6(7.2)	6(6.3)	5(5.5)	5(4.2)	4(3.2)	3(2.4)		2.60
		Sectional time (s)	15.33	15.16	15.54	15.98	16.01	15.75	15.24	14.55	14.46	14.65	14.55		
		Cumulative time (s)	167.22	151.89	136.73	121.19	105.21	89.20	73.45	58.21	43.66	29.20	14.55	3:20.50	
		Speed (m/s)	13.05	13.19	12.87	12.52	12.49	12.70	13.12	13.75	13.83	13.65	13.75	12.97	
		Stride length (m)	6.05	6.14	6.00	5.94	6.01	6.04	6.12	6.35	6.28	6.05	6.21	6.07	
		Stride duration (s)	0.463	0.466	0.466	0.475	0.481	0.475	0.466	0.462	0.454	0.443	0.452	0.468	
		Stride efficiency (%)	57.11	58.92	56.29	55.21	56.43	56.98	58.49	62.99	61.67	57.26	60.21	57.55	
		Stride count	33.08	32.57	33.32	33.65	33.28	33.12	32.69	31.50	31.84	33.04	32.22	428.42	



Note: Horizontal distance axis grid lines are 200m furlongs.

#### Disclaimer.

HRNZ and NZMTC and Thoroughbred Ratings Pty Ltd accepts no responsibility for the completeness or accuracy of any of the information contained herein, and makes no representations about its suitability for any particular purpose. Users should make their own judgements about those matters and/or seek independent advice. You assume all risks associated with use of the data provided on this page.



# Race Results



August 29, 2025, Race 8, THERMO KING HANDICAP TROT, Distance 2600m, Addington - Survey 3200m

Result	TAB no.	Horse (Barrier)	2600 to	2400m to
5th	13	<b>Gold Bullion (4)</b>	<b>2400m</b>	<b>2200m</b>
		Position in running (margin)	-	12(14.7)
		Sectional time (s)	19.22	15.12
		Cumulative time (s)	200.52	181.30
		Speed (m/s)	10.41	13.23
		Stride length (m)	6.26	6.29
		Stride duration (s)	0.468	0.476
		Stride efficiency (%)	61.15	61.84
		Stride count	31.97	31.79

#### Disclaimer.

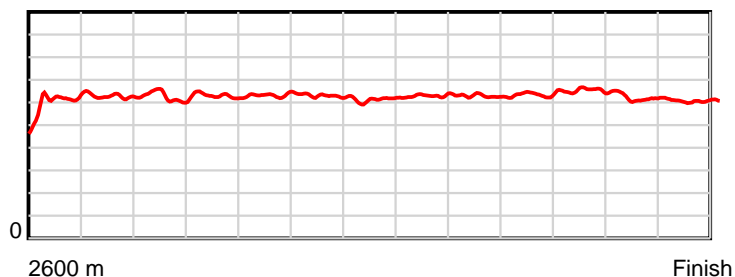
HRNZ and NZMTC and Thoroughbred Ratings Pty Ltd accepts no responsibility for the completeness or accuracy of any of the information contained herein, and makes no representations about its suitability for any particular purpose. Users should make their own judgements about those matters and/or seek independent advice. You assume all risks associated with use of the data provided on this page.

# Race Results

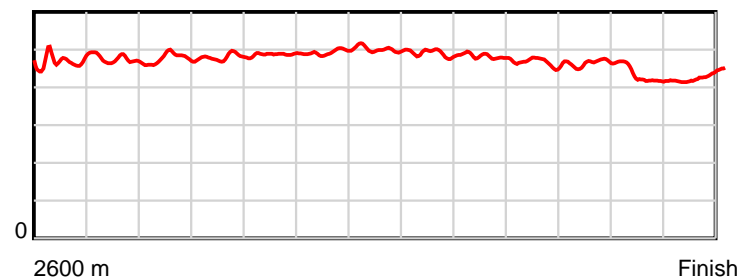
August 29, 2025, Race 8, THERMO KING HANDICAP TROT, Distance 2600m, Addington - Survey 3200m

Result	TAB no.	Horse (Barrier)	2200m to	2000m to	1800m to	1600m to	1400m to	1200m to	1000m to	800m to	600m to	400m to	200m to	Total or	Margin
5th	13	<b>Gold Bullion (4)</b>	<b>2000m</b>	<b>1800m</b>	<b>1600m</b>	<b>1400m</b>	<b>1200m</b>	<b>1000m</b>	<b>800m</b>	<b>600m</b>	<b>400m</b>	<b>200m</b>	<b>WP</b>	<b>Average</b>	
		Position in running (margin)	12(15.4)	11(17.3)	11(14.6)	11(16.2)	11(14.5)	11(14.1)	11(12.8)	11(11.1)	10(9.3)	10(9.2)	8(6.1)		2.70
		Sectional time (s)	15.17	15.03	15.92	15.91	16.01	15.68	15.08	14.45	14.61	14.28	14.04		
		Cumulative time (s)	166.18	151.01	135.98	120.06	104.15	88.14	72.46	57.38	42.93	28.32	14.04	3:20.52	
		Speed (m/s)	13.18	13.31	12.56	12.57	12.49	12.76	13.26	13.84	13.69	14.01	14.25	12.97	
		Stride length (m)	6.28	6.39	6.12	6.21	6.26	6.24	6.38	6.45	6.36	5.96	6.13	6.25	
		Stride duration (s)	0.476	0.480	0.487	0.494	0.501	0.489	0.481	0.466	0.464	0.425	0.430	0.482	
		Stride efficiency (%)	61.58	63.78	58.58	60.29	61.19	60.81	63.55	65.00	63.12	55.51	58.66	61.09	
		Stride count	31.86	31.30	32.66	32.20	31.96	32.06	31.36	31.01	31.47	33.56	32.64	415.84	

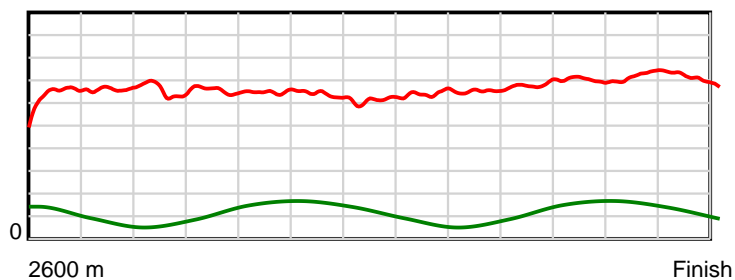
10 m Stride length



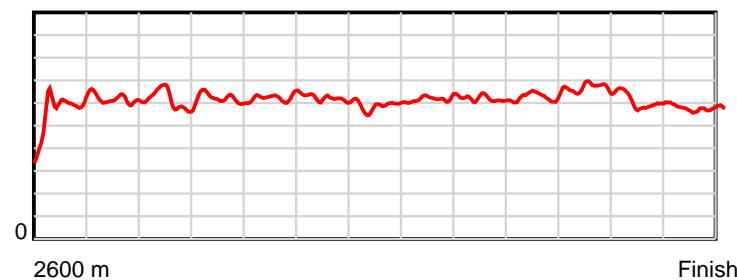
0.6 s Stride duration



20 m/sec Speed



100 % Stride efficiency



Note: Horizontal distance axis grid lines are 200m furlongs.

## Disclaimer.

HRNZ and NZMTC and Thoroughbred Ratings Pty Ltd accepts no responsibility for the completeness or accuracy of any of the information contained herein, and makes no representations about its suitability for any particular purpose. Users should make their own judgements about those matters and/or seek independent advice. You assume all risks associated with use of the data provided on this page.



# Race Results



August 29, 2025, Race 8, THERMO KING HANDICAP TROT, Distance 2600m, Addington - Survey 3200m

Result	TAB no.	Horse (Barrier)	2600 to	2400m to
6th	2	<b>Holly Highland... (6)</b>	<b>2400m</b>	<b>2200m</b>
		Position in running (margin)	-	2(2.3)
		Sectional time (s)	17.35	15.01
		Cumulative time (s)	200.97	183.62
		Speed (m/s)	11.53	13.32
		Stride length (m)	5.05	5.57
		Stride duration (s)	0.424	0.418
		Stride efficiency (%)	39.87	48.45
		Stride count	39.59	35.92

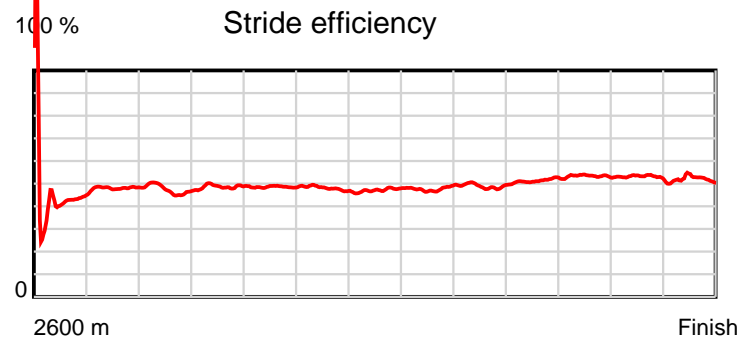
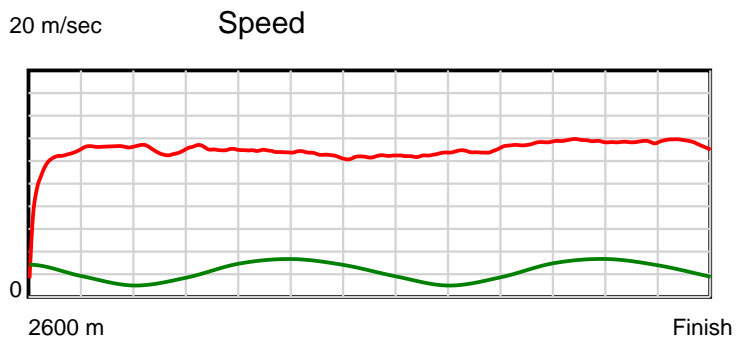
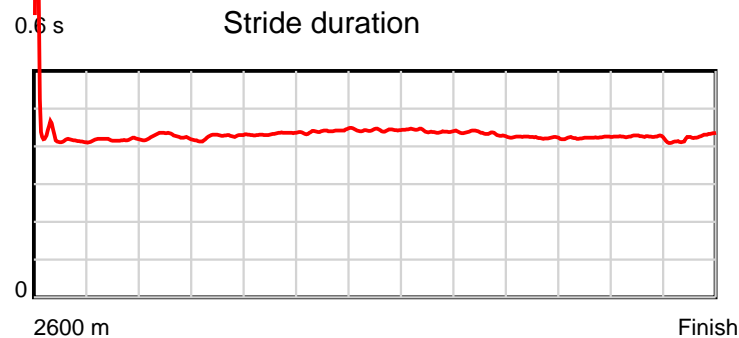
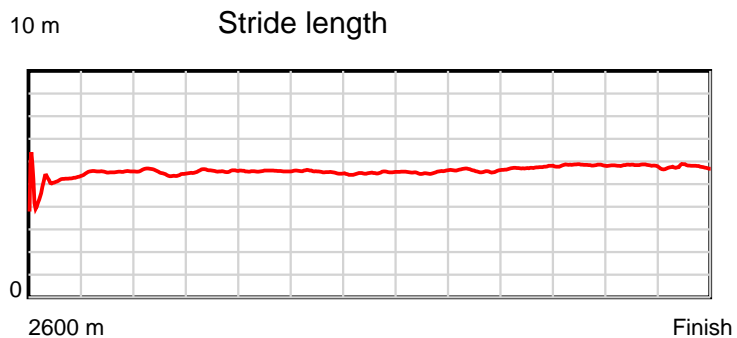
#### Disclaimer.

HRNZ and NZMTC and Thoroughbred Ratings Pty Ltd accepts no responsibility for the completeness or accuracy of any of the information contained herein, and makes no representations about its suitability for any particular purpose. Users should make their own judgements about those matters and/or seek independent advice. You assume all risks associated with use of the data provided on this page.

# Race Results

August 29, 2025, Race 8, THERMO KING HANDICAP TROT, Distance 2600m, Addington - Survey 3200m

Result	TAB no.	Horse (Barrier)	2200m to	2000m to	1800m to	1600m to	1400m to	1200m to	1000m to	800m to	600m to	400m to	200m to	Total or	Margin
6th	2	Holly Highland... (6)	2000m	1800m	1600m	1400m	1200m	1000m	800m	600m	400m	200m	WP	Average	
		Position in running (margin)	3(2.4)	3(5.1)	3(3.8)	3(4.4)	3(4.1)	3(3.7)	3(3.8)	4(3.7)	4(3.7)	5(3.8)	6(4.0)		5.10
		Sectional time (s)	15.32	15.26	15.74	16.15	16.01	15.91	15.36	14.75	14.64	14.81	14.66		
		Cumulative time (s)	168.61	153.29	138.03	122.29	106.14	90.13	74.22	58.86	44.11	29.47	14.66	3:20.97	
		Speed (m/s)	13.05	13.11	12.71	12.38	12.49	12.57	13.02	13.56	13.66	13.50	13.64	12.94	
		Stride length (m)	5.57	5.58	5.50	5.45	5.53	5.54	5.66	5.74	5.78	5.74	5.77	5.57	
		Stride duration (s)	0.427	0.425	0.433	0.440	0.443	0.441	0.434	0.423	0.423	0.425	0.422	0.430	
		Stride efficiency (%)	48.49	48.57	47.24	46.45	47.81	48.01	49.99	51.51	52.16	51.51	51.94	48.45	
		Stride count	35.90	35.87	36.38	36.68	36.16	36.08	35.36	34.84	34.62	34.84	34.69	466.93	



Note: Horizontal distance axis grid lines are 200m furlongs.

#### Disclaimer.

HRNZ and NZMTC and Thoroughbred Ratings Pty Ltd accepts no responsibility for the completeness or accuracy of any of the information contained herein, and makes no representations about its suitability for any particular purpose. Users should make their own judgements about those matters and/or seek independent advice. You assume all risks associated with use of the data provided on this page.



# Race Results



August 29, 2025, Race 8, THERMO KING HANDICAP TROT, Distance 2600m, Addington - Survey 3200m

Result	TAB no.	Horse (Barrier)	2600 to	2400m to
7th	3	<b>El Conqueror (7)</b>	<b>2400m</b>	<b>2200m</b>
		Position in running (margin)	-	4(6.0)
		Sectional time (s)	18.00	15.09
		Cumulative time (s)	200.99	182.99
		Speed (m/s)	11.11	13.25
		Stride length (m)	5.52	6.22
		Stride duration (s)	0.479	0.469
		Stride efficiency (%)	47.63	60.36
		Stride count	36.23	32.18

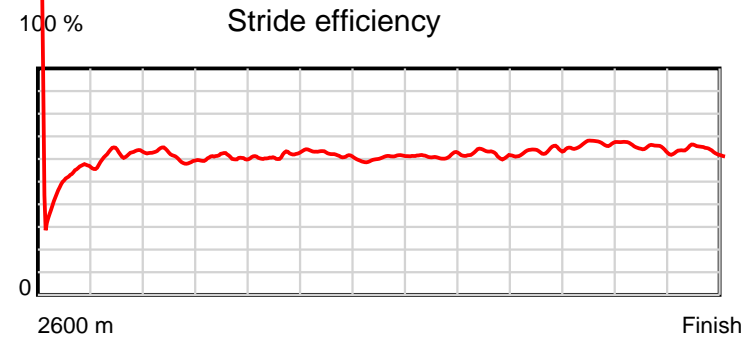
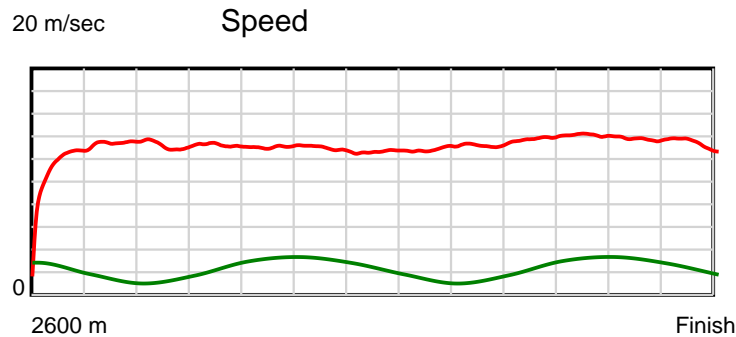
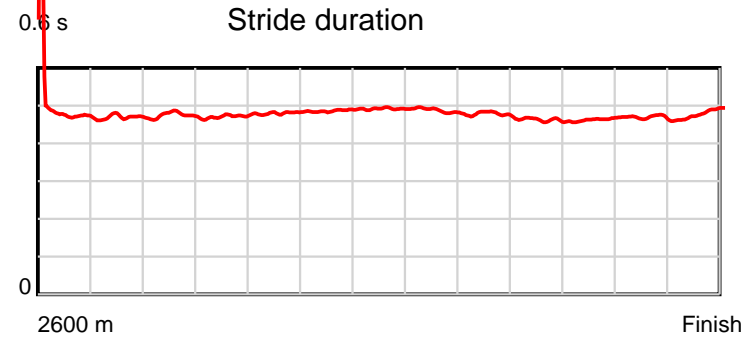
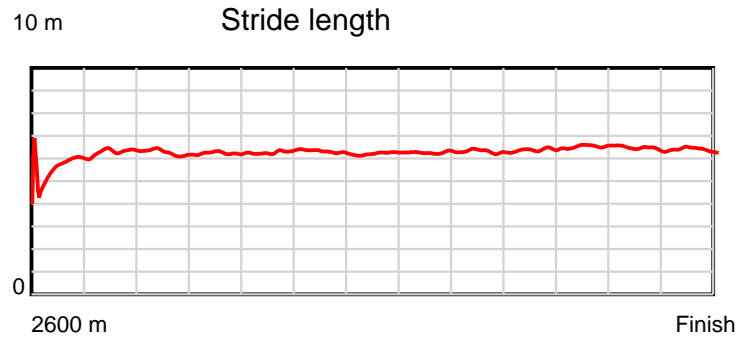
#### Disclaimer.

HRNZ and NZMTC and Thoroughbred Ratings Pty Ltd accepts no responsibility for the completeness or accuracy of any of the information contained herein, and makes no representations about its suitability for any particular purpose. Users should make their own judgements about those matters and/or seek independent advice. You assume all risks associated with use of the data provided on this page.

# Race Results

August 29, 2025, Race 8, THERMO KING HANDICAP TROT, Distance 2600m, Addington - Survey 3200m

Result	TAB no.	Horse (Barrier)	2200m to	2000m to	1800m to	1600m to	1400m to	1200m to	1000m to	800m to	600m to	400m to	200m to	Total or	Margin
7th	3	<b>El Conqueror (7)</b>	<b>2000m</b>	<b>1800m</b>	<b>1600m</b>	<b>1400m</b>	<b>1200m</b>	<b>1000m</b>	<b>800m</b>	<b>600m</b>	<b>400m</b>	<b>200m</b>	<b>WP</b>	<b>Average</b>	
		Position in running (margin)	5(6.5)	5(8.9)	5(6.8)	5(7.3)	5(6.3)	4(5.3)	4(4.3)	3(3.1)	2(1.8)	2(1.2)	2(1.9)		5.20
		Sectional time (s)	15.24	15.13	15.74	16.03	15.91	15.74	15.16	14.54	14.53	14.90	14.98		
		Cumulative time (s)	167.90	152.66	137.53	121.79	105.76	89.85	74.11	58.95	44.41	29.88	14.98	3:20.99	
		Speed (m/s)	13.12	13.22	12.71	12.48	12.57	12.71	13.19	13.76	13.76	13.42	13.35	12.94	
		Stride length (m)	6.23	6.22	6.10	6.07	6.18	6.19	6.29	6.35	6.38	6.29	6.41	6.18	
		Stride duration (s)	0.475	0.470	0.480	0.486	0.491	0.487	0.477	0.462	0.463	0.468	0.481	0.478	
		Stride efficiency (%)	60.66	60.46	58.15	57.53	59.63	59.81	61.91	63.05	63.52	61.74	64.30	59.67	
		Stride count	32.10	32.15	32.79	32.96	32.38	32.33	31.78	31.49	31.37	31.82	31.18	420.76	



Note: Horizontal distance axis grid lines are 200m furlongs.

#### Disclaimer.

HRNZ and NZMTC and Thoroughbred Ratings Pty Ltd accepts no responsibility for the completeness or accuracy of any of the information contained herein, and makes no representations about its suitability for any particular purpose. Users should make their own judgements about those matters and/or seek independent advice. You assume all risks associated with use of the data provided on this page.



# Race Results



August 29, 2025, Race 8, THERMO KING HANDICAP TROT, Distance 2600m, Addington - Survey 3200m

Result	TAB no.	Horse (Barrier)	2600 to	2400m to
8th	8	<b>It's So Easy (5)</b>	<b>2400m</b>	<b>2200m</b>
		Position in running (margin)	-	8(8.9)
		Sectional time (s)	18.37	14.72
		Cumulative time (s)	201.21	182.84
		Speed (m/s)	10.89	13.59
		Stride length (m)	0.00	0.00
		Stride duration (s)	0.000	0.000
		Stride efficiency (%)	0.00	0.00
		Stride count	0.00	0.00

## Disclaimer.

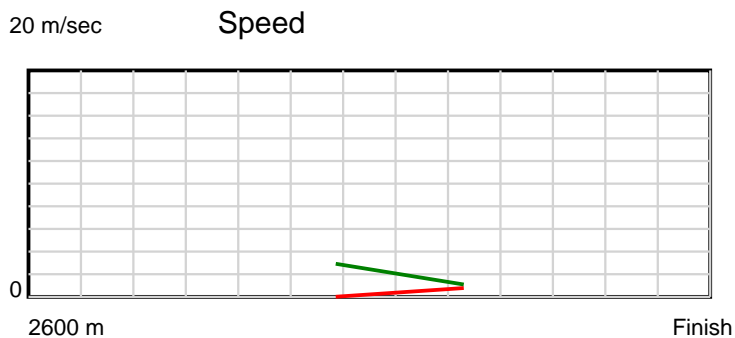
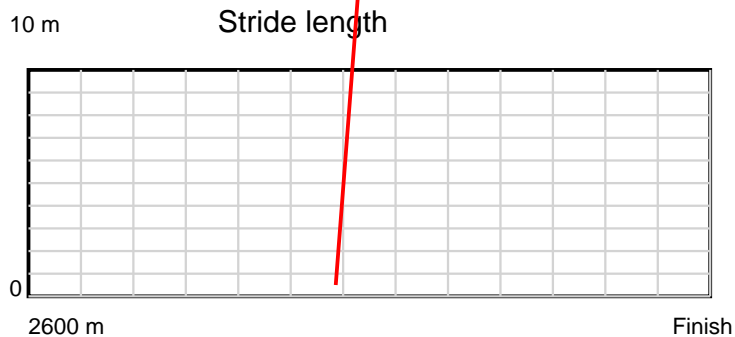
HRNZ and NZMTC and Thoroughbred Ratings Pty Ltd accepts no responsibility for the completeness or accuracy of any of the information contained herein, and makes no representations about its suitability for any particular purpose. Users should make their own judgements about those matters and/or seek independent advice. You assume all risks associated with use of the data provided on this page.



# Race Results

August 29, 2025, Race 8, THERMO KING HANDICAP TROT, Distance 2600m, Addington - Survey 3200m

Result	TAB no.	Horse (Barrier)	2200m to	2000m to	1800m to	1600m to	1400m to	1200m to	1000m to	800m to	600m to	400m to	200m to	Total or	Margin
8th	8	It's So Easy (5)	2000m	1800m	1600m	1400m	1200m	1000m	800m	600m	400m	200m	WP	Average	
		Position in running (margin)	6(7.2)	6(9.5)	6(8.1)	6(8.3)	7(8.4)	7(8.6)	7(7.9)	8(7.7)	9(8.2)	9(7.5)	10(7.1)		6.40
		Sectional time (s)	15.24	15.25	15.67	16.23	16.10	15.80	15.33	14.83	14.52	14.71	14.44		
		Cumulative time (s)	168.12	152.88	137.63	121.96	105.73	89.63	73.83	58.50	43.67	29.15	14.44	3:21.21	
		Speed (m/s)	13.12	13.11	12.76	12.32	12.42	12.66	13.05	13.49	13.77	13.60	13.85	12.92	
		Stride length (m)	0.00	0.00	0.00	7966.06	1184.49	1206.79	620.17	525.64	536.64	529.80	539.75	1187.21	
		Stride duration (s)	0.000	0.000	0.000	646.296	95.344	95.344	47.544	38.970	38.970	38.970	38.970	91.876	
		Stride efficiency (%)	0.00	0.00	0.00	99163152.00	2192419.25	2275752.50	601008.88	431765.97	450014.75	438616.69	455249.94	2202530.25	
		Stride count	0.00	0.00	0.00	0.03	0.17	0.17	0.32	0.38	0.37	0.38	0.37	2.19	



Note: Horizontal distance axis grid lines are 200m furlongs.

#### Disclaimer.

HRNZ and NZMTC and Thoroughbred Ratings Pty Ltd accepts no responsibility for the completeness or accuracy of any of the information contained herein, and makes no representations about its suitability for any particular purpose. Users should make their own judgements about those matters and/or seek independent advice. You assume all risks associated with use of the data provided on this page.



# Race Results



August 29, 2025, Race 8, THERMO KING HANDICAP TROT, Distance 2600m, Addington - Survey 3200m

Result	TAB no.	Horse (Barrier)	2600 to	2400m to
9th	11	<b>Cormoran Strik... (11)</b>	<b>2400m</b>	<b>2200m</b>
		Position in running (margin)	-	9(9.0)
		Sectional time (s)	18.50	15.66
		Cumulative time (s)	201.30	182.80
		Speed (m/s)	10.81	12.77
		Stride length (m)	5.72	5.92
		Stride duration (s)	0.470	0.463
		Stride efficiency (%)	51.07	54.70
		Stride count	34.99	33.80

#### Disclaimer.

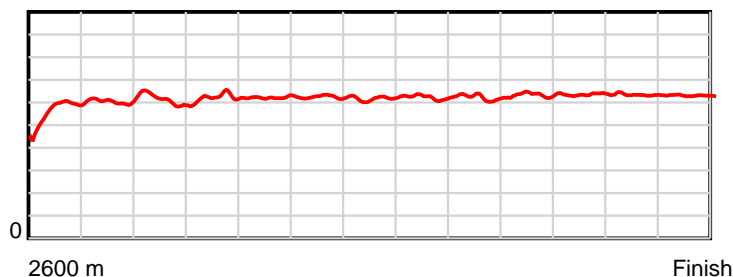
HRNZ and NZMTC and Thoroughbred Ratings Pty Ltd accepts no responsibility for the completeness or accuracy of any of the information contained herein, and makes no representations about its suitability for any particular purpose. Users should make their own judgements about those matters and/or seek independent advice. You assume all risks associated with use of the data provided on this page.

# Race Results

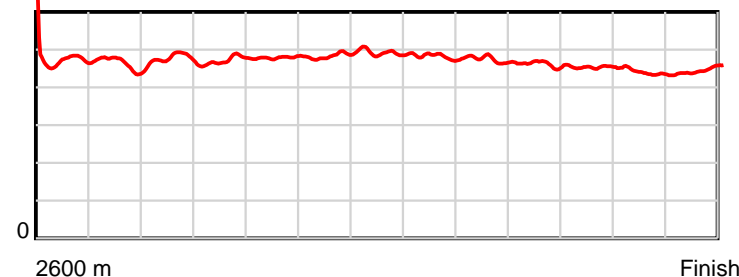
August 29, 2025, Race 8, THERMO KING HANDICAP TROT, Distance 2600m, Addington - Survey 3200m

Result	TAB no.	Horse (Barrier)	2200m to	2000m to	1800m to	1600m to	1400m to	1200m to	1000m to	800m to	600m to	400m to	200m to	Total or	Margin
9th	11	<b>Cormoran Strik... (11)</b>	<b>2000m</b>	<b>1800m</b>	<b>1600m</b>	<b>1400m</b>	<b>1200m</b>	<b>1000m</b>	<b>800m</b>	<b>600m</b>	<b>400m</b>	<b>200m</b>	<b>WP</b>	<b>Average</b>	
		Position in running (margin)	11(13.0)	12(19.3)	12(17.1)	12(16.8)	12(16.3)	12(16.2)	12(14.0)	12(12.7)	12(11.5)	12(10.4)	12(8.2)		6.80
		Sectional time (s)	15.91	15.12	15.59	16.12	16.05	15.55	15.15	14.56	14.44	14.41	14.24		
		Cumulative time (s)	167.14	151.23	136.11	120.52	104.40	88.35	72.80	57.65	43.09	28.65	14.24	3:21.30	
		Speed (m/s)	12.57	13.23	12.83	12.41	12.46	12.86	13.20	13.74	13.85	13.88	14.04	12.92	
		Stride length (m)	5.99	6.24	6.14	6.01	6.13	6.19	6.26	6.34	6.26	6.09	6.28	6.11	
		Stride duration (s)	0.477	0.471	0.479	0.484	0.492	0.481	0.474	0.461	0.452	0.439	0.447	0.473	
		Stride efficiency (%)	56.14	60.75	58.93	56.37	58.74	59.80	61.18	62.71	61.22	58.01	61.64	58.43	
		Stride count	33.37	32.08	32.57	33.30	32.62	32.33	31.96	31.57	31.95	32.82	31.84	425.20	

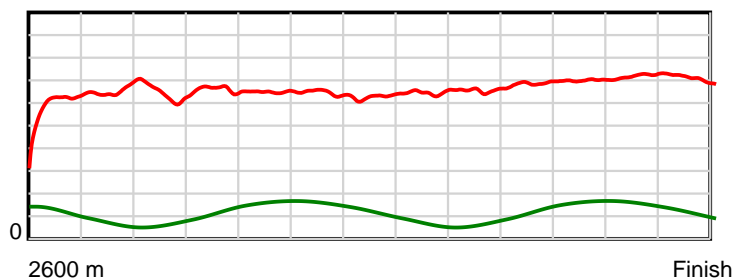
10 m Stride length



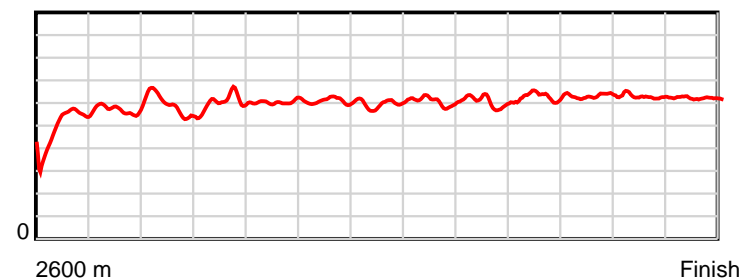
0.6 s Stride duration



20 m/sec Speed



100 % Stride efficiency



Note: Horizontal distance axis grid lines are 200m furlongs.

**Disclaimer.**

HRNZ and NZMTC and Thoroughbred Ratings Pty Ltd accepts no responsibility for the completeness or accuracy of any of the information contained herein, and makes no representations about its suitability for any particular purpose. Users should make their own judgements about those matters and/or seek independent advice. You assume all risks associated with use of the data provided on this page.



# Race Results



August 29, 2025, Race 8, THERMO KING HANDICAP TROT, Distance 2600m, Addington - Survey 3200m

Result	TAB no.	Horse (Barrier)	2600 to	2400m to
10th	7	Paige (2)	2400m	2200m
		Position in running (margin)	-	6(6.3)
		Sectional time (s)	18.02	14.79
		Cumulative time (s)	201.34	183.32
		Speed (m/s)	11.10	13.52
		Stride length (m)	45.53	49.74
		Stride duration (s)	3.678	3.678
		Stride efficiency (%)	3240.03	3865.80
		Stride count	4.39	4.02


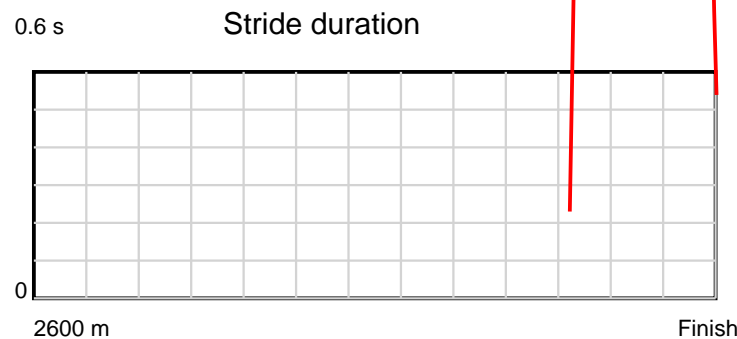
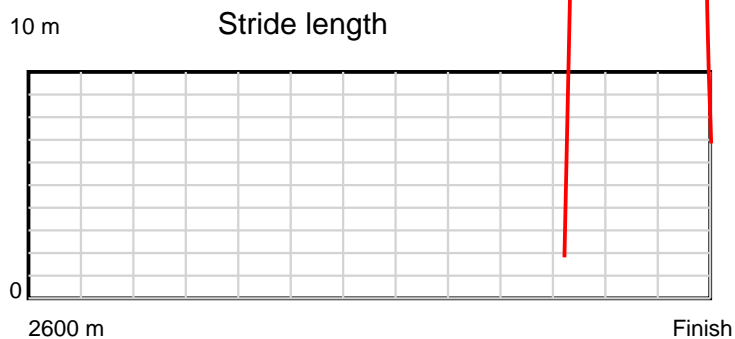
#### Disclaimer.

HRNZ and NZMTC and Thoroughbred Ratings Pty Ltd accepts no responsibility for the completeness or accuracy of any of the information contained herein, and makes no representations about its suitability for any particular purpose. Users should make their own judgements about those matters and/or seek independent advice. You assume all risks associated with use of the data provided on this page.

# Race Results

August 29, 2025, Race 8, THERMO KING HANDICAP TROT, Distance 2600m, Addington - Survey 3200m

Result	TAB no.	Horse (Barrier)	2200m to	2000m to	1800m to	1600m to	1400m to	1200m to	1000m to	800m to	600m to	400m to	200m to	Total or	Margin
10th	7	Paige (2)	2000m	1800m	1600m	1400m	1200m	1000m	800m	600m	400m	200m	WP	Average	
		Position in running (margin)	4(5.0)	4(7.6)	4(6.0)	4(6.0)	4(6.0)	5(5.8)	5(5.8)	6(5.5)	6(5.4)	7(5.5)	9(6.2)		7.00
		Sectional time (s)	15.30	15.20	15.65	16.20	16.03	15.91	15.31	14.74	14.65	14.89	14.65		
		Cumulative time (s)	168.53	153.23	138.03	122.38	106.18	90.15	74.24	58.93	44.19	29.54	14.65	3:21.34	
		Speed (m/s)	13.07	13.16	12.78	12.35	12.48	12.57	13.06	13.57	13.65	13.43	13.65	12.91	
		Stride length (m)	48.07	48.38	46.98	45.39	45.87	46.22	48.04	49.91	216.14	50.12	9.76	38.44	
		Stride duration (s)	3.678	3.678	3.678	3.678	3.678	3.678	3.678	3.678	15.831	3.731	0.715	2.977	
		Stride efficiency (%)	3610.56	3657.62	3449.23	3219.57	3288.20	3337.98	3606.44	3892.07	73002.66	3925.49	148.98	2309.57	
		Stride count	4.16	4.13	4.26	4.41	4.36	4.33	4.16	4.01	0.93	3.99	20.48	67.63	



Note: Horizontal distance axis grid lines are 200m furlongs.

**Disclaimer.**

HRNZ and NZMTC and Thoroughbred Ratings Pty Ltd accepts no responsibility for the completeness or accuracy of any of the information contained herein, and makes no representations about its suitability for any particular purpose. Users should make their own judgements about those matters and/or seek independent advice. You assume all risks associated with use of the data provided on this page.



# Race Results



August 29, 2025, Race 8, THERMO KING HANDICAP TROT, Distance 2600m, Addington - Survey 3200m

Result	TAB no.	Horse (Barrier)	2600 to	2400m to
11th	10	<b>The Royal Gamb... (9)</b>	<b>2400m</b>	<b>2200m</b>
		Position in running (margin)	-	10(9.8)
		Sectional time (s)	18.55	15.20
		Cumulative time (s)	201.41	182.86
		Speed (m/s)	10.78	13.16
		Stride length (m)	5.57	5.93
		Stride duration (s)	0.468	0.450
		Stride efficiency (%)	48.53	54.87
		Stride count	35.89	33.75

#### Disclaimer.

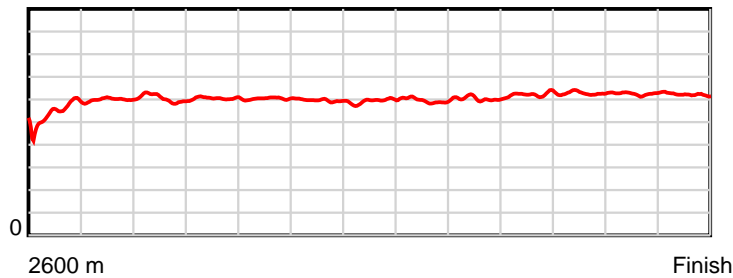
HRNZ and NZMTC and Thoroughbred Ratings Pty Ltd accepts no responsibility for the completeness or accuracy of any of the information contained herein, and makes no representations about its suitability for any particular purpose. Users should make their own judgements about those matters and/or seek independent advice. You assume all risks associated with use of the data provided on this page.

# Race Results

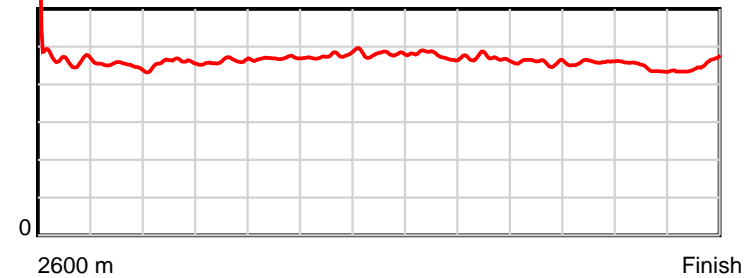
August 29, 2025, Race 8, THERMO KING HANDICAP TROT, Distance 2600m, Addington - Survey 3200m

Result	TAB no.	Horse (Barrier)	2200m to	2000m to	1800m to	1600m to	1400m to	1200m to	1000m to	800m to	600m to	400m to	200m to	Total or	Margin
11th	10	<b>The Royal Gamb... (9)</b>	<b>2000m</b>	<b>1800m</b>	<b>1600m</b>	<b>1400m</b>	<b>1200m</b>	<b>1000m</b>	<b>800m</b>	<b>600m</b>	<b>400m</b>	<b>200m</b>	<b>WP</b>	<b>Average</b>	
		Position in running (margin)	9(11.0)	8(12.2)	8(10.4)	8(10.4)	8(10.1)	9(10.4)	9(9.8)	10(9.8)	11(9.8)	11(10.3)	11(7.9)		7.40
		Sectional time (s)	15.06	15.19	15.65	16.14	16.12	15.81	15.36	14.76	14.71	14.38	14.48		
		Cumulative time (s)	167.66	152.60	137.41	121.76	105.62	89.50	73.69	58.33	43.57	28.86	14.48	3:21.41	
		Speed (m/s)	13.28	13.17	12.78	12.39	12.41	12.65	13.02	13.55	13.60	13.91	13.81	12.91	
		Stride length (m)	6.08	6.07	5.99	5.91	5.96	6.03	6.13	6.22	6.23	6.19	6.22	6.04	
		Stride duration (s)	0.458	0.461	0.469	0.477	0.481	0.477	0.471	0.459	0.458	0.445	0.451	0.468	
		Stride efficiency (%)	57.75	57.61	56.10	54.49	55.51	56.85	58.65	60.42	60.64	59.89	60.55	56.92	
		Stride count	32.90	32.94	33.38	33.87	33.56	33.16	32.65	32.17	32.10	32.31	32.13	430.81	

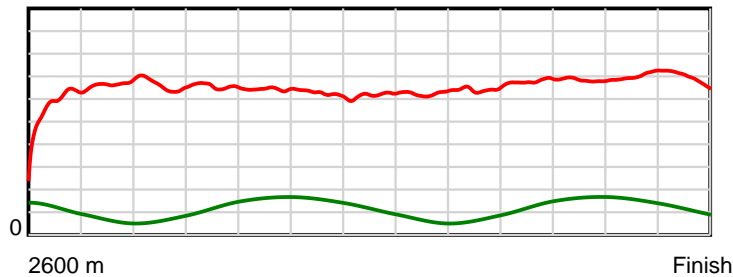
10 m Stride length



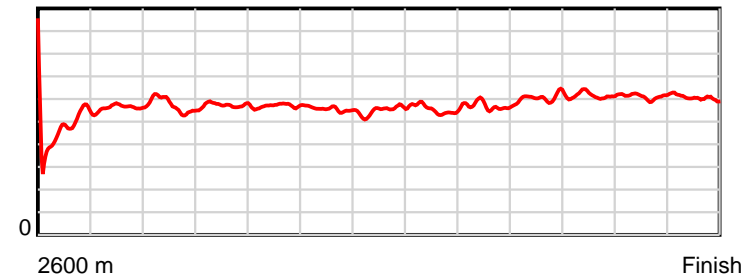
0.6 s Stride duration



20 m/sec Speed



100 % Stride efficiency



Note: Horizontal distance axis grid lines are 200m furlongs.

## Disclaimer.

HRNZ and NZMTC and Thoroughbred Ratings Pty Ltd accepts no responsibility for the completeness or accuracy of any of the information contained herein, and makes no representations about its suitability for any particular purpose. Users should make their own judgements about those matters and/or seek independent advice. You assume all risks associated with use of the data provided on this page.



# Race Results



August 29, 2025, Race 8, THERMO KING HANDICAP TROT, Distance 2600m, Addington - Survey 3200m

Result	TAB no.	Horse (Barrier)	2600 to	2400m to
12th	5	<b>Bullit Train (12)</b>	<b>2400m</b>	<b>2200m</b>
		Position in running (margin)	-	1(0.0)
		Sectional time (s)	16.83	15.01
		Cumulative time (s)	201.44	184.61
		Speed (m/s)	11.88	13.32
		Stride length (m)	5.26	6.06
		Stride duration (s)	0.440	0.455
		Stride efficiency (%)	43.28	57.35
		Stride count	38.00	33.01

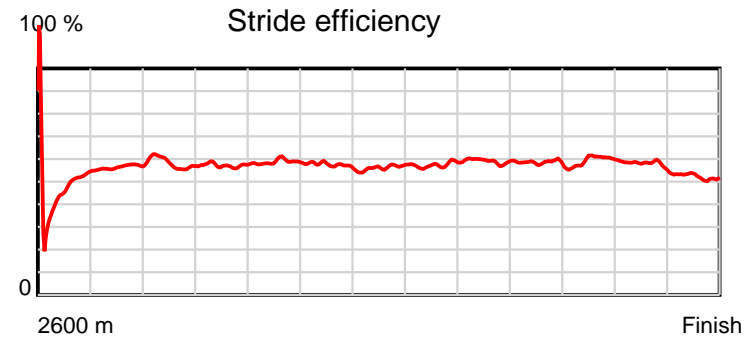
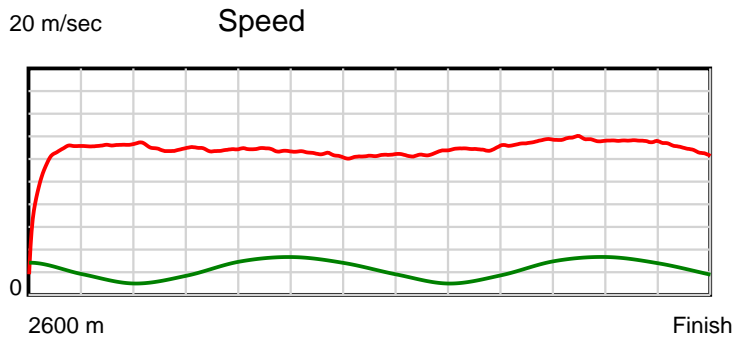
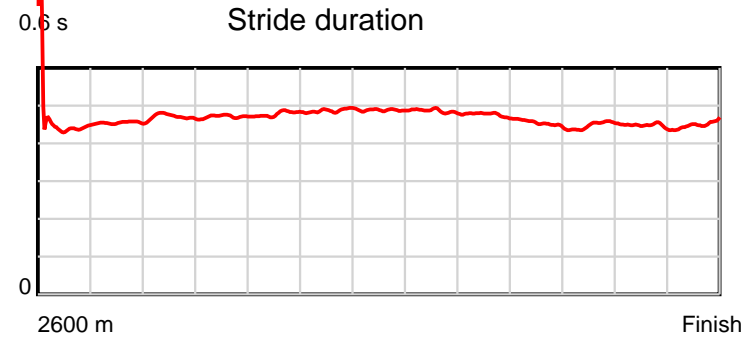
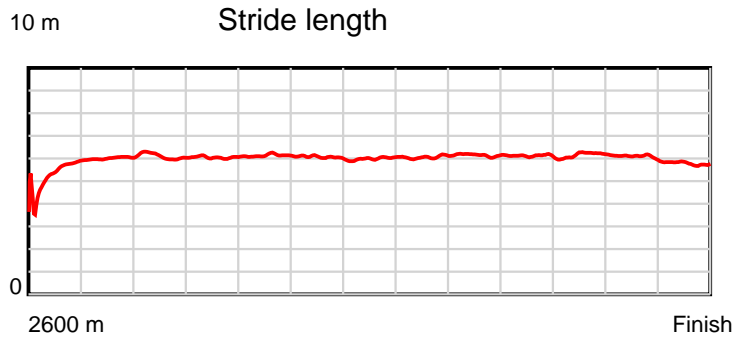
#### Disclaimer.

HRNZ and NZMTC and Thoroughbred Ratings Pty Ltd accepts no responsibility for the completeness or accuracy of any of the information contained herein, and makes no representations about its suitability for any particular purpose. Users should make their own judgements about those matters and/or seek independent advice. You assume all risks associated with use of the data provided on this page.

# Race Results

August 29, 2025, Race 8, THERMO KING HANDICAP TROT, Distance 2600m, Addington - Survey 3200m

Result	TAB no.	Horse (Barrier)	2200m to	2000m to	1800m to	1600m to	1400m to	1200m to	1000m to	800m to	600m to	400m to	200m to	Total or	Margin
12th	5	<b>Bullit Train (12)</b>	<b>2000m</b>	<b>1800m</b>	<b>1600m</b>	<b>1400m</b>	<b>1200m</b>	<b>1000m</b>	<b>800m</b>	<b>600m</b>	<b>400m</b>	<b>200m</b>	<b>WP</b>	<b>Average</b>	
		Position in running (margin)	1(0.0)	2(2.4)	2(1.9)	2(2.1)	2(2.4)	2(2.0)	2(2.1)	2(1.6)	3(1.9)	3(1.9)	4(2.5)		7.60
		Sectional time (s)	15.26	15.40	15.67	16.26	16.00	15.92	15.29	14.80	14.63	14.88	15.49		
		Cumulative time (s)	169.60	154.34	138.94	123.27	107.01	91.01	75.09	59.80	45.00	30.37	15.49	3:21.44	
		Speed (m/s)	13.11	12.99	12.76	12.30	12.50	12.56	13.08	13.51	13.67	13.44	12.91	12.91	
		Stride length (m)	6.17	6.12	6.10	5.99	6.10	6.10	6.23	6.13	6.12	6.01	5.83	6.01	
		Stride duration (s)	0.471	0.471	0.478	0.487	0.488	0.486	0.476	0.454	0.448	0.447	0.451	0.465	
		Stride efficiency (%)	59.58	58.47	58.19	56.04	58.06	58.22	60.57	58.80	58.49	56.49	53.03	56.38	
		Stride count	32.39	32.70	32.78	33.40	32.81	32.77	32.12	32.60	32.69	33.26	34.33	432.86	



Note: Horizontal distance axis grid lines are 200m furlongs.

#### Disclaimer.

HRNZ and NZMTC and Thoroughbred Ratings Pty Ltd accepts no responsibility for the completeness or accuracy of any of the information contained herein, and makes no representations about its suitability for any particular purpose. Users should make their own judgements about those matters and/or seek independent advice. You assume all risks associated with use of the data provided on this page.



# Race Results



August 29, 2025, Race 8, THERMO KING HANDICAP TROT, Distance 2600m, Addington - Survey 3200m

Result	TAB no.	Horse (Barrier)	2600 to	2400m to
13th	4	<b>Sandfly Bay (10)</b>	<b>2400m</b>	<b>2200m</b>
		Position in running (margin)	-	13(32.9)
		Sectional time (s)	22.27	15.19
		Cumulative time (s)	209.99	187.72
		Speed (m/s)	8.98	13.17
		Stride length (m)	4.27	6.01
		Stride duration (s)	0.471	0.457
		Stride efficiency (%)	28.53	56.44
		Stride count	46.80	33.28

#### Disclaimer.

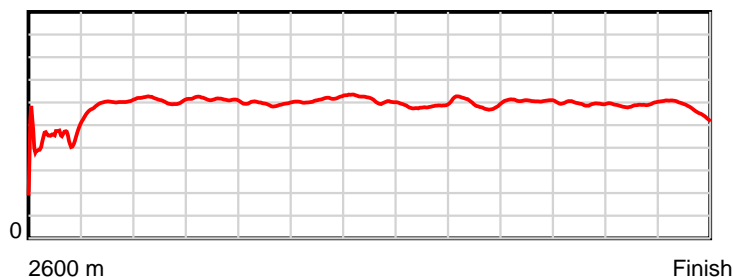
HRNZ and NZMTC and Thoroughbred Ratings Pty Ltd accepts no responsibility for the completeness or accuracy of any of the information contained herein, and makes no representations about its suitability for any particular purpose. Users should make their own judgements about those matters and/or seek independent advice. You assume all risks associated with use of the data provided on this page.

# Race Results

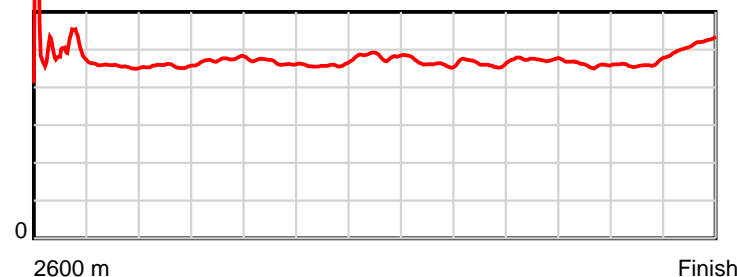
August 29, 2025, Race 8, THERMO KING HANDICAP TROT, Distance 2600m, Addington - Survey 3200m

Result	TAB no.	Horse (Barrier)	2200m to	2000m to	1800m to	1600m to	1400m to	1200m to	1000m to	800m to	600m to	400m to	200m to	Total or	Margin
13th	4	<b>Sandfly Bay (10)</b>	<b>2000m</b>	<b>1800m</b>	<b>1600m</b>	<b>1400m</b>	<b>1200m</b>	<b>1000m</b>	<b>800m</b>	<b>600m</b>	<b>400m</b>	<b>200m</b>	<b>WP</b>	<b>Average</b>	
		Position in running (margin)	13(34.1)	13(33.5)	13(32.4)	13(33.1)	13(26.9)	13(24.6)	13(23.5)	13(23.2)	13(27.8)	13(33.4)	13(39.5)		52.60
		Sectional time (s)	14.77	15.29	15.76	15.16	15.69	15.73	15.31	15.53	15.57	15.79	17.93		
		Cumulative time (s)	172.53	157.76	142.47	126.71	111.55	95.86	80.13	64.82	49.29	33.72	17.93	3:29.99	
		Speed (m/s)	13.54	13.08	12.69	13.19	12.75	12.71	13.06	12.88	12.85	12.67	11.15	12.38	
		Stride length (m)	6.18	6.19	5.93	6.05	6.16	5.90	6.06	6.11	5.92	5.85	5.73	5.82	
		Stride duration (s)	0.456	0.473	0.467	0.459	0.483	0.464	0.464	0.474	0.461	0.462	0.514	0.470	
		Stride efficiency (%)	59.67	59.87	54.92	57.23	59.28	54.38	57.39	58.34	54.82	53.55	51.32	52.99	
		Stride count	32.37	32.31	33.74	33.05	32.47	33.90	33.00	32.73	33.77	34.16	34.90	446.48	

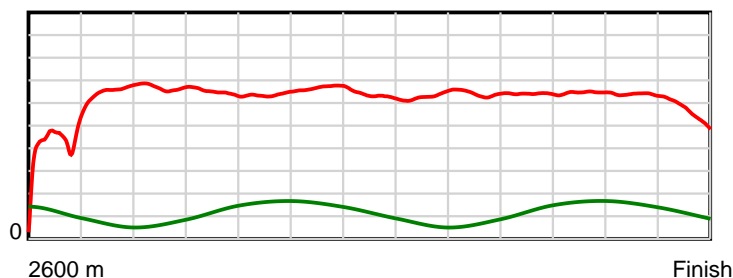
10 m Stride length



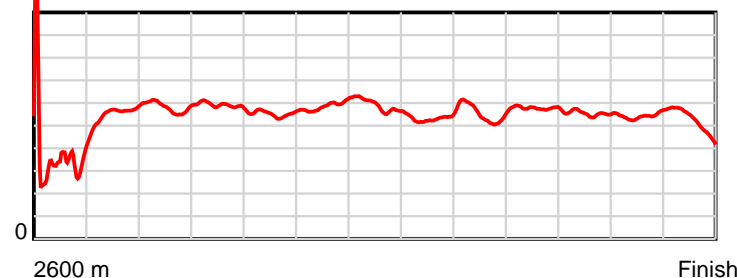
0.5 s Stride duration



20 m/sec Speed



100 % Stride efficiency



Note: Horizontal distance axis grid lines are 200m furlongs.

## Disclaimer.

HRNZ and NZMTC and Thoroughbred Ratings Pty Ltd accepts no responsibility for the completeness or accuracy of any of the information contained herein, and makes no representations about its suitability for any particular purpose. Users should make their own judgements about those matters and/or seek independent advice. You assume all risks associated with use of the data provided on this page.