



Race Results

NZ Metropolitan Trotting Club Inc, HRNZ, August 29, 2025

Compilation date: August 29, 2025, 9:37:57 PM (NZST)

Copyright © 2025 HRNZ and NZMTC. All rights reserved.

Trademarks.

StrideMASTER is a registered trademark of Thoroughbred Ratings Pty Ltd.

Disclaimer.

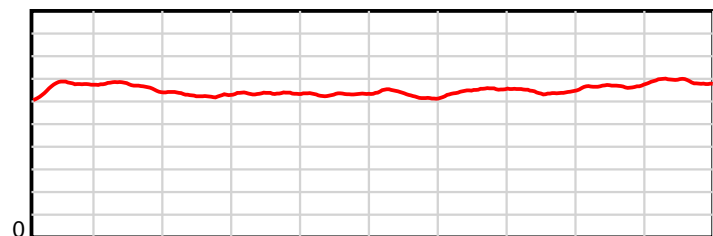
HRNZ and NZMTC and Thoroughbred Ratings Pty Ltd accepts no responsibility for the completeness or accuracy of any of the information contained herein, and makes no representations about its suitability for any particular purpose. Users should make their own judgements about those matters and/or seek independent advice. You assume all risks associated with use of the data provided on this page.

Race Results

August 29, 2025, Race 1, STEVO'S 75 AND STILL FLYING MOBILE PACE, Distance 1980m, Addington - Survey 1980m

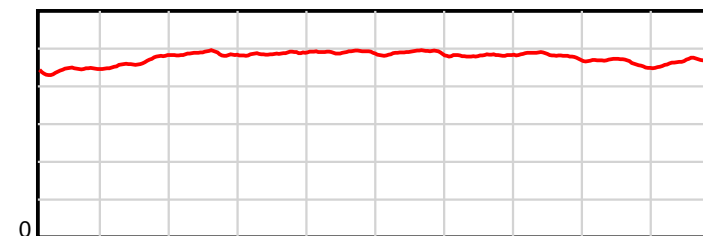
Result	TAB no.	Horse (Barrier)	1980 to	1800m to	1600m to	1400m to	1200m to	1000m to	800m to	600m to	400m to	200m to	Total or	Margin
1st	5	Tact Teva (5)	1800m	1600m	1400m	1200m	1000m	800m	600m	400m	200m	WP	Average	
		Position in running (margin)	-	1(0.0)	1(0.0)	1(0.0)	1(0.0)	1(0.0)	1(0.0)	1(0.0)	1(0.0)	1(0.0)		0.00
		Sectional time (s)	12.16	14.03	15.25	15.25	15.46	15.81	14.88	14.91	13.57	13.70		
		Cumulative time (s)	145.02	132.86	118.83	103.58	88.33	72.87	57.06	42.18	27.27	13.70	2:25.02	
		Speed (m/s)	14.80	14.26	13.11	13.11	12.94	12.65	13.44	13.41	14.74	14.60	13.65	
		Stride length (m)	6.62	6.66	6.38	6.38	6.35	6.19	6.47	6.45	6.82	6.83	6.51	
		Stride duration (s)	0.443	0.467	0.486	0.487	0.491	0.489	0.482	0.481	0.463	0.468	0.477	
		Stride efficiency (%)	68.53	69.23	63.58	63.67	62.91	59.79	65.49	65.08	72.77	72.93	66.19	
		Stride count	27.18	30.05	31.35	31.33	31.52	32.33	30.89	30.99	29.31	29.28	304.23	

10 m Stride length



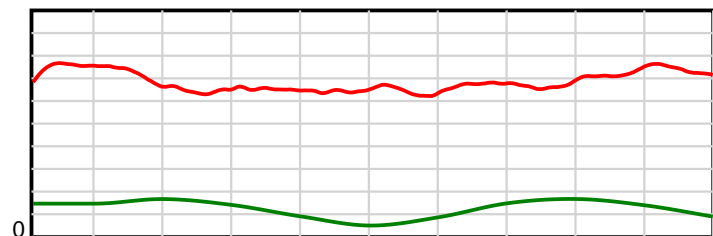
1980 m Finish

0.6 s Stride duration



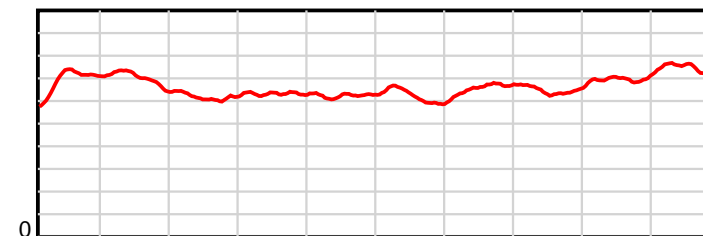
1980 m Finish

20 m/sec Speed



1980 m Finish

100 % Stride efficiency



1980 m Finish

Note: Horizontal distance axis grid lines are 200m furlongs.

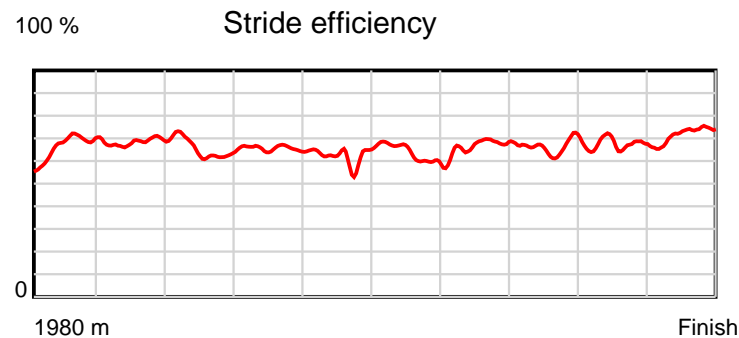
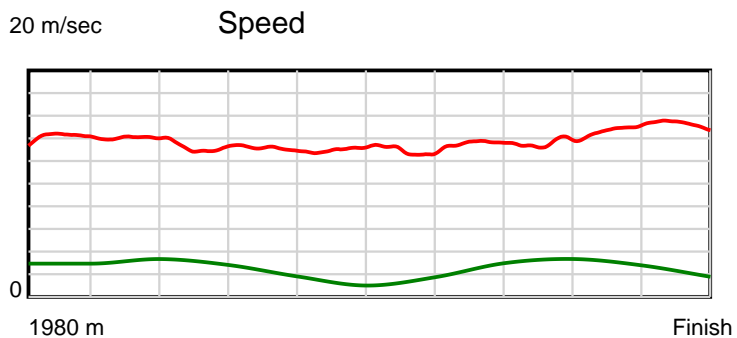
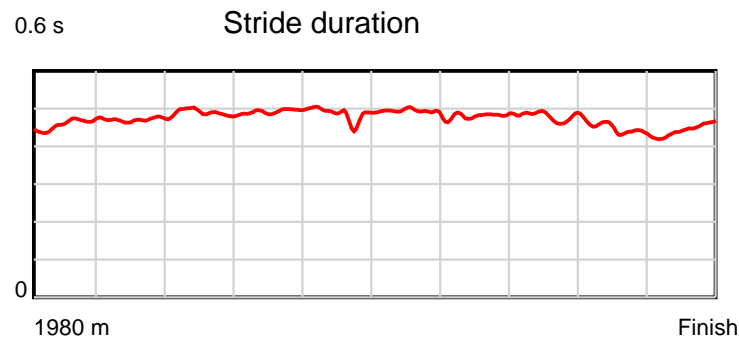
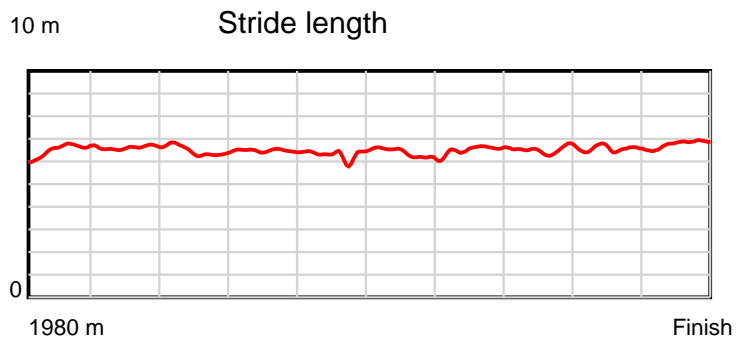
Disclaimer.

HRNZ and NZMTC and Thoroughbred Ratings Pty Ltd accepts no responsibility for the completeness or accuracy of any of the information contained herein, and makes no representations about its suitability for any particular purpose. Users should make their own judgements about those matters and/or seek independent advice. You assume all risks associated with use of the data provided on this page.

Race Results

August 29, 2025, Race 1, STEVO'S 75 AND STILL FLYING MOBILE PACE, Distance 1980m, Addington - Survey 1980m

Result	TAB no.	Horse (Barrier)	1980 to	1800m to	1600m to	1400m to	1200m to	1000m to	800m to	600m to	400m to	200m to	Total or	Margin
2nd	10	Berrettini (10)	1800m	1600m	1400m	1200m	1000m	800m	600m	400m	200m	WP	Average	
		Position in running (margin)	-	8(6.2)	7(7.3)	7(5.5)	7(5.4)	7(5.6)	7(5.9)	7(5.4)	7(5.3)	6(4.5)		1.40
		Sectional time (s)	13.27	14.21	14.95	15.23	15.50	15.86	14.79	14.90	13.43	13.14		
		Cumulative time (s)	145.28	132.01	117.80	102.85	87.62	72.12	56.26	41.47	26.57	13.14	2:25.28	
		Speed (m/s)	13.57	14.07	13.38	13.13	12.90	12.61	13.52	13.42	14.89	15.22	13.63	
		Stride length (m)	6.51	6.62	6.55	6.47	6.26	6.20	6.52	6.43	6.62	6.79	6.49	
		Stride duration (s)	0.461	0.470	0.490	0.493	0.485	0.492	0.482	0.479	0.445	0.446	0.476	
		Stride efficiency (%)	66.29	68.48	67.11	65.51	61.17	60.16	66.37	64.65	68.47	71.99	65.89	
		Stride count	27.64	30.21	30.52	30.89	31.97	32.23	30.69	31.09	30.21	29.47	304.92	



Note: Horizontal distance axis grid lines are 200m furlongs.

Disclaimer.

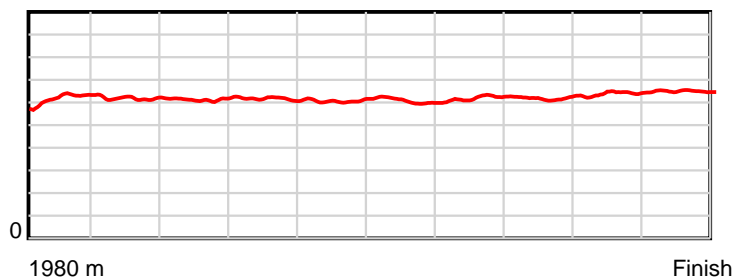
HRNZ and NZMTC and Thoroughbred Ratings Pty Ltd accepts no responsibility for the completeness or accuracy of any of the information contained herein, and makes no representations about its suitability for any particular purpose. Users should make their own judgements about those matters and/or seek independent advice. You assume all risks associated with use of the data provided on this page.

Race Results

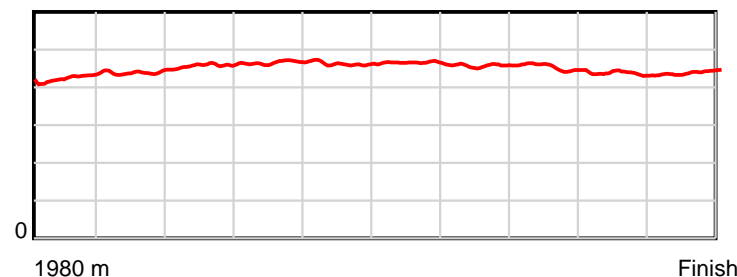
August 29, 2025, Race 1, STEVO'S 75 AND STILL FLYING MOBILE PACE, Distance 1980m, Addington - Survey 1980m

Result	TAB no.	Horse (Barrier)	1980 to	1800m to	1600m to	1400m to	1200m to	1000m to	800m to	600m to	400m to	200m to	Total or	Margin
3rd	7	Riptide (7)	1800m	1600m	1400m	1200m	1000m	800m	600m	400m	200m	WP	Average	
		Position in running (margin)	-	4(3.9)	5(6.7)	4(3.0)	4(2.7)	3(2.5)	4(3.1)	4(3.1)	5(3.9)	4(2.6)		2.60
		Sectional time (s)	13.00	14.49	14.65	15.19	15.43	15.92	14.88	15.05	13.37	13.53		
		Cumulative time (s)	145.51	132.51	118.02	103.37	88.18	72.75	56.83	41.95	26.90	13.53	2:25.51	
		Speed (m/s)	13.85	13.80	13.65	13.17	12.96	12.56	13.44	13.29	14.96	14.78	13.61	
		Stride length (m)	6.04	6.07	6.25	6.13	5.99	5.84	6.15	6.01	6.52	6.50	6.15	
		Stride duration (s)	0.424	0.440	0.458	0.465	0.462	0.465	0.457	0.452	0.436	0.440	0.452	
		Stride efficiency (%)	57.09	57.60	61.06	58.71	56.13	53.38	59.08	56.49	66.45	65.99	59.02	
		Stride count	29.78	32.94	32.00	32.63	33.37	34.22	32.53	33.26	30.67	30.78	322.18	

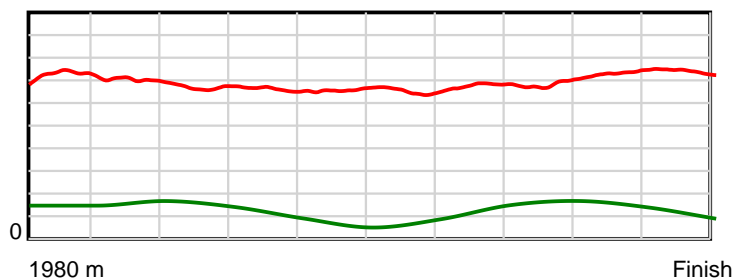
10 m Stride length



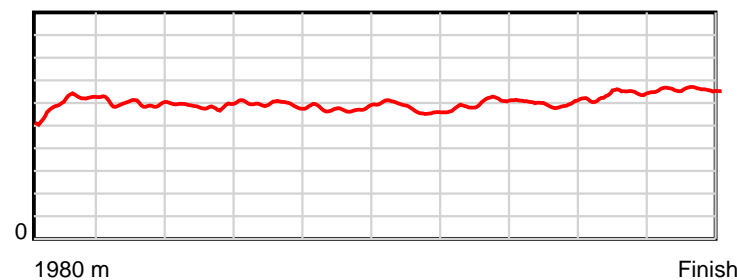
0.6 s Stride duration



20 m/sec Speed



100 % Stride efficiency



Note: Horizontal distance axis grid lines are 200m furlongs.

Disclaimer.

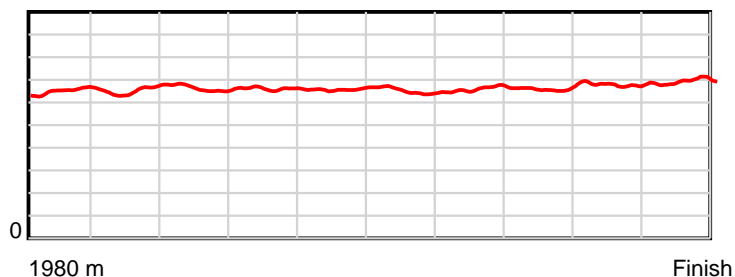
HRNZ and NZMTC and Thoroughbred Ratings Pty Ltd accepts no responsibility for the completeness or accuracy of any of the information contained herein, and makes no representations about its suitability for any particular purpose. Users should make their own judgements about those matters and/or seek independent advice. You assume all risks associated with use of the data provided on this page.

Race Results

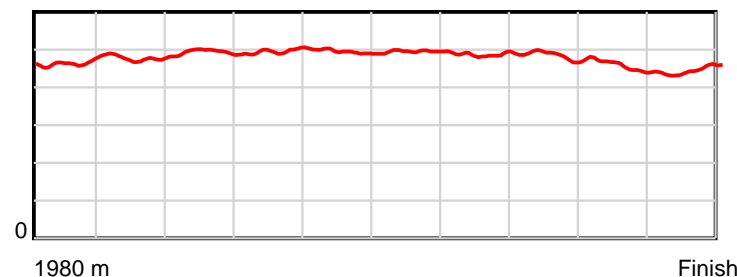
August 29, 2025, Race 1, STEVO'S 75 AND STILL FLYING MOBILE PACE, Distance 1980m, Addington - Survey 1980m

Result	TAB no.	Horse (Barrier)	1980 to	1800m to	1600m to	1400m to	1200m to	1000m to	800m to	600m to	400m to	200m to	Total or	Margin
4th	8	Spirit Downund... (8)	1800m	1600m	1400m	1200m	1000m	800m	600m	400m	200m	WP	Average	
		Position in running (margin)	-	7(5.8)	9(11.4)	9(9.5)	9(8.4)	10(8.3)	10(8.3)	10(7.6)	10(8.0)	10(7.5)		3.20
		Sectional time (s)	13.21	14.96	14.93	15.06	15.44	15.81	14.77	14.98	13.49	12.98		
		Cumulative time (s)	145.63	132.42	117.46	102.53	87.47	72.03	56.22	41.45	26.47	12.98	2:25.63	
		Speed (m/s)	13.63	13.37	13.40	13.28	12.95	12.65	13.54	13.35	14.83	15.41	13.60	
		Stride length (m)	6.45	6.39	6.61	6.59	6.40	6.26	6.59	6.46	6.74	6.89	6.53	
		Stride duration (s)	0.464	0.478	0.494	0.496	0.494	0.495	0.487	0.484	0.455	0.447	0.481	
		Stride efficiency (%)	65.04	63.72	68.34	67.80	64.10	61.29	67.88	65.21	71.02	74.16	66.73	
		Stride count	27.90	31.32	30.24	30.36	31.23	31.94	30.34	30.96	29.67	29.03	302.99	

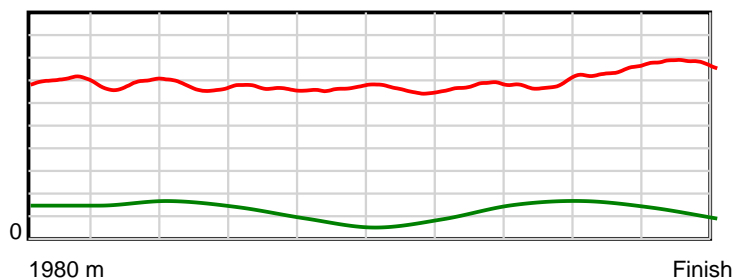
10 m Stride length



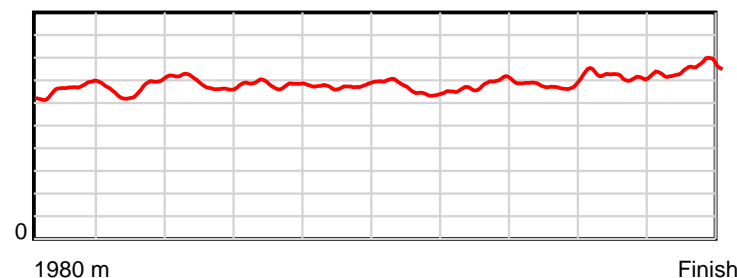
0.6 s Stride duration



20 m/sec Speed



100 % Stride efficiency



Note: Horizontal distance axis grid lines are 200m furlongs.

Disclaimer.

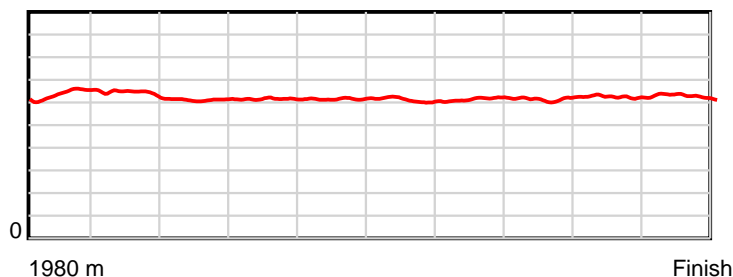
HRNZ and NZMTC and Thoroughbred Ratings Pty Ltd accepts no responsibility for the completeness or accuracy of any of the information contained herein, and makes no representations about its suitability for any particular purpose. Users should make their own judgements about those matters and/or seek independent advice. You assume all risks associated with use of the data provided on this page.

Race Results

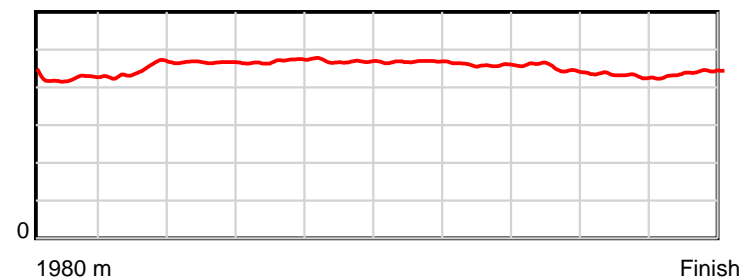
August 29, 2025, Race 1, STEVO'S 75 AND STILL FLYING MOBILE PACE, Distance 1980m, Addington - Survey 1980m

Result	TAB no.	Horse (Barrier)	1980 to	1800m to	1600m to	1400m to	1200m to	1000m to	800m to	600m to	400m to	200m to	Total or	Margin
5th	9	Delightful Peg (9)	1800m	1600m	1400m	1200m	1000m	800m	600m	400m	200m	WP	Average	
		Position in running (margin)	-	2(0.0)	2(1.3)	2(0.9)	2(0.9)	2(1.4)	2(1.1)	2(0.7)	2(0.3)	2(1.0)		3.40
		Sectional time (s)	12.22	14.24	15.18	15.24	15.56	15.75	14.82	14.84	13.70	14.11		
		Cumulative time (s)	145.66	133.44	119.20	104.02	88.78	73.22	57.47	42.65	27.81	14.11	2:25.66	
		Speed (m/s)	14.73	14.04	13.18	13.12	12.85	12.70	13.50	13.48	14.60	14.17	13.59	
		Stride length (m)	6.32	6.28	6.14	6.16	6.03	5.94	6.19	6.08	6.28	6.23	6.16	
		Stride duration (s)	0.423	0.447	0.466	0.469	0.469	0.468	0.459	0.451	0.430	0.439	0.453	
		Stride efficiency (%)	62.38	61.58	58.90	59.24	56.79	55.16	59.92	57.68	61.71	60.66	59.31	
		Stride count	28.49	31.86	32.58	32.48	33.18	33.66	32.30	32.92	31.83	32.10	321.40	

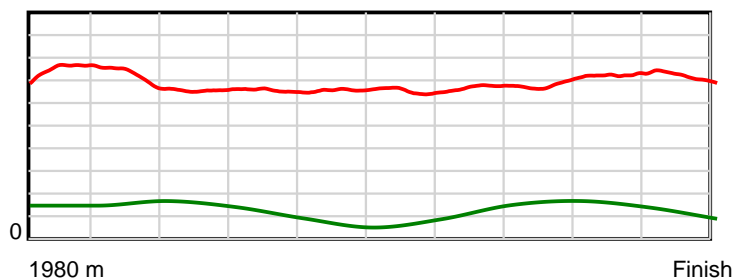
10 m Stride length



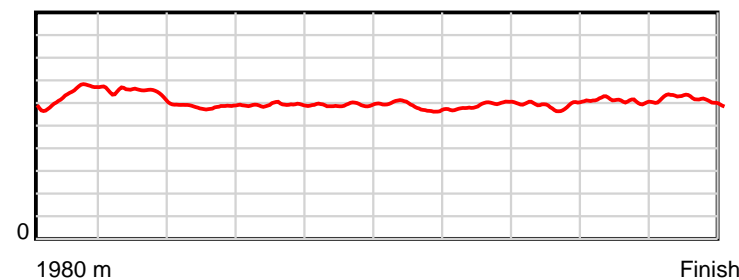
0.6 s Stride duration



20 m/sec Speed



100 % Stride efficiency



Note: Horizontal distance axis grid lines are 200m furlongs.

Disclaimer.

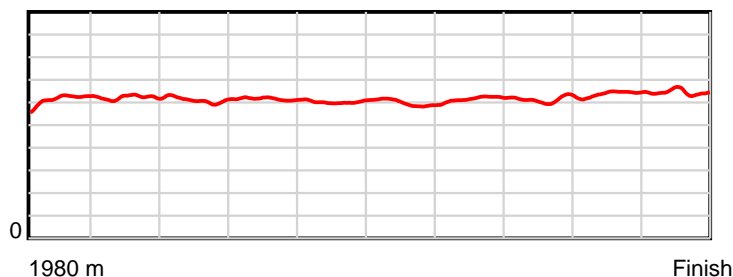
HRNZ and NZMTC and Thoroughbred Ratings Pty Ltd accepts no responsibility for the completeness or accuracy of any of the information contained herein, and makes no representations about its suitability for any particular purpose. Users should make their own judgements about those matters and/or seek independent advice. You assume all risks associated with use of the data provided on this page.

Race Results

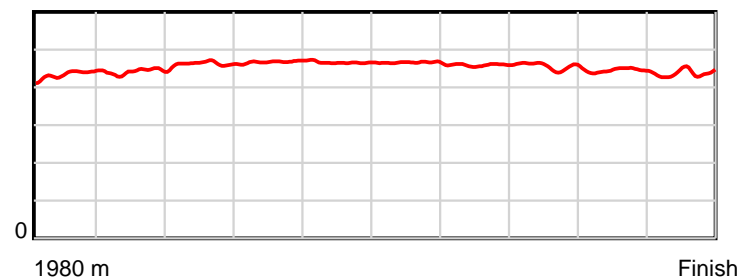
August 29, 2025, Race 1, STEVO'S 75 AND STILL FLYING MOBILE PACE, Distance 1980m, Addington - Survey 1980m

Result	TAB no.	Horse (Barrier)	1980 to	1800m to	1600m to	1400m to	1200m to	1000m to	800m to	600m to	400m to	200m to	Total or	Margin
6th	1	Burnham Girl (1)	1800m	1600m	1400m	1200m	1000m	800m	600m	400m	200m	WP	Average	
		Position in running (margin)	-	5(4.7)	4(5.6)	5(3.5)	5(3.4)	5(3.4)	5(3.9)	5(3.8)	4(3.5)	5(4.3)		3.50
		Sectional time (s)	13.02	14.19	14.89	15.24	15.46	15.89	14.86	14.88	13.70	13.55		
		Cumulative time (s)	145.68	132.66	118.47	103.58	88.34	72.88	56.99	42.13	27.25	13.55	2:25.68	
		Speed (m/s)	13.83	14.09	13.43	13.12	12.94	12.59	13.46	13.44	14.60	14.76	13.59	
		Stride length (m)	6.18	6.22	6.23	6.13	6.03	5.86	6.18	6.13	6.49	6.47	6.19	
		Stride duration (s)	0.437	0.442	0.464	0.467	0.466	0.465	0.459	0.456	0.445	0.438	0.455	
		Stride efficiency (%)	59.60	60.55	60.56	58.76	56.80	53.58	59.70	58.74	65.76	65.44	59.80	
		Stride count	29.15	32.13	32.13	32.61	33.17	34.16	32.36	32.62	30.83	30.91	320.07	

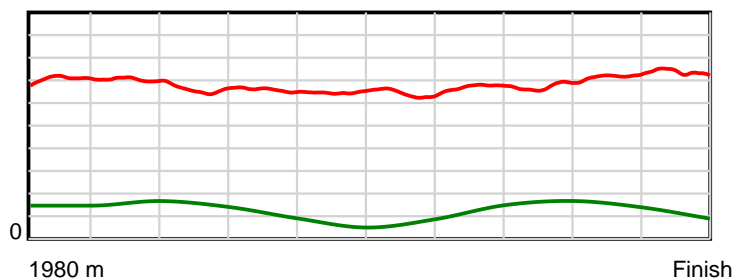
10 m Stride length



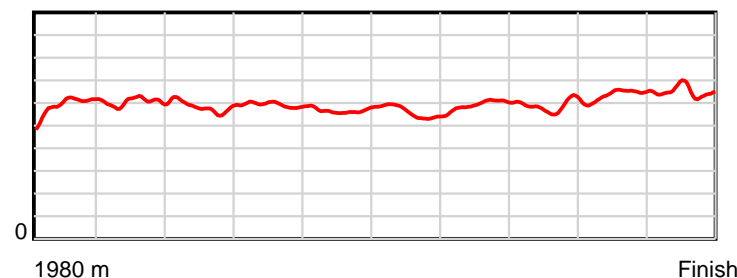
0.6 s Stride duration



20 m/sec Speed



100 % Stride efficiency



Note: Horizontal distance axis grid lines are 200m furlongs.

Disclaimer.

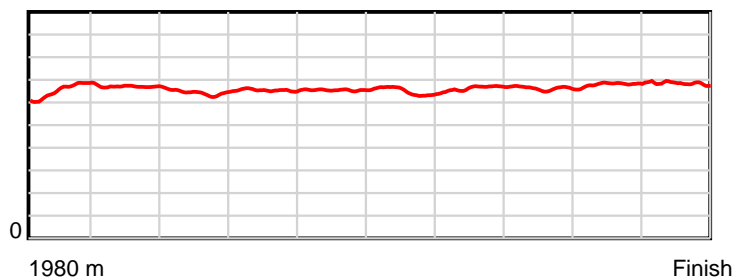
HRNZ and NZMTC and Thoroughbred Ratings Pty Ltd accepts no responsibility for the completeness or accuracy of any of the information contained herein, and makes no representations about its suitability for any particular purpose. Users should make their own judgements about those matters and/or seek independent advice. You assume all risks associated with use of the data provided on this page.

Race Results

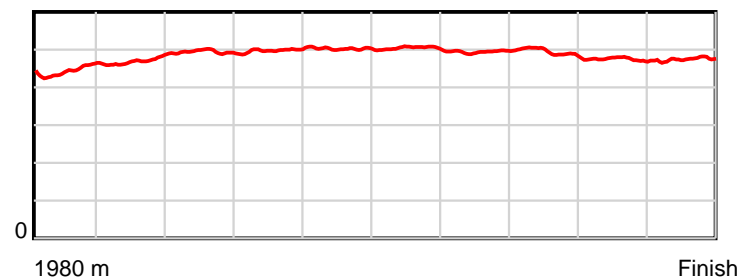
August 29, 2025, Race 1, STEVO'S 75 AND STILL FLYING MOBILE PACE, Distance 1980m, Addington - Survey 1980m

Result	TAB no.	Horse (Barrier)	1980 to	1800m to	1600m to	1400m to	1200m to	1000m to	800m to	600m to	400m to	200m to	Total or	Margin
7th	4	Stylish Lustre (4)	1800m	1600m	1400m	1200m	1000m	800m	600m	400m	200m	WP	Average	
		Position in running (margin)	-	3(1.7)	3(1.5)	3(1.7)	3(2.1)	4(2.5)	3(1.6)	3(1.6)	3(1.4)	3(2.3)		3.60
		Sectional time (s)	12.30	14.01	15.27	15.31	15.54	15.65	14.88	14.88	13.73	14.12		
		Cumulative time (s)	145.69	133.39	119.38	104.11	88.80	73.26	57.61	42.73	27.85	14.12	2:25.69	
		Speed (m/s)	14.64	14.28	13.10	13.06	12.87	12.78	13.44	13.44	14.57	14.16	13.59	
		Stride length (m)	6.49	6.71	6.47	6.50	6.46	6.44	6.65	6.63	6.90	6.71	6.59	
		Stride duration (s)	0.445	0.470	0.494	0.498	0.502	0.504	0.494	0.493	0.474	0.474	0.485	
		Stride efficiency (%)	65.86	70.34	65.38	66.04	65.28	64.78	69.01	68.63	74.43	70.33	67.94	
		Stride count	27.73	29.81	30.92	30.76	30.94	31.06	30.10	30.18	28.98	29.81	300.29	

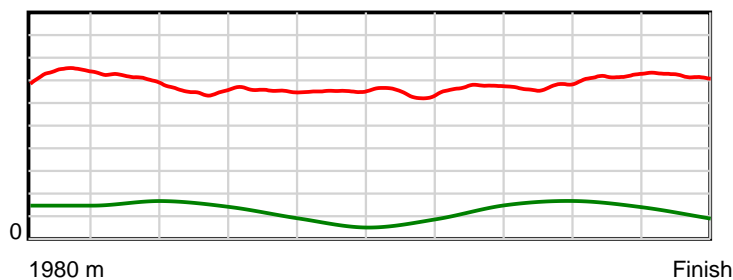
10 m Stride length



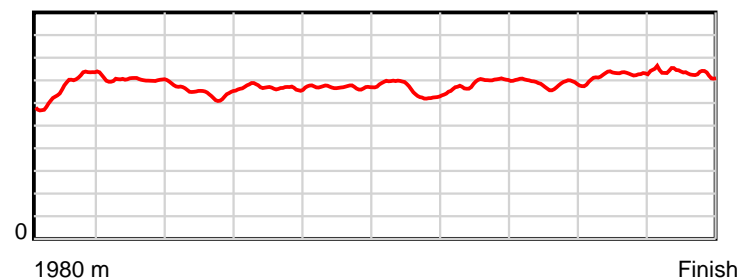
0.6 s Stride duration



20 m/sec Speed



100 % Stride efficiency



Note: Horizontal distance axis grid lines are 200m furlongs.

Disclaimer.

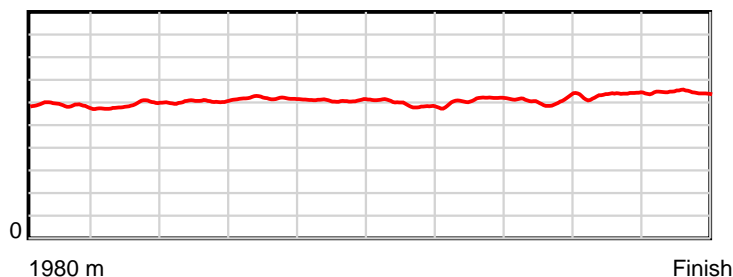
HRNZ and NZMTC and Thoroughbred Ratings Pty Ltd accepts no responsibility for the completeness or accuracy of any of the information contained herein, and makes no representations about its suitability for any particular purpose. Users should make their own judgements about those matters and/or seek independent advice. You assume all risks associated with use of the data provided on this page.

Race Results

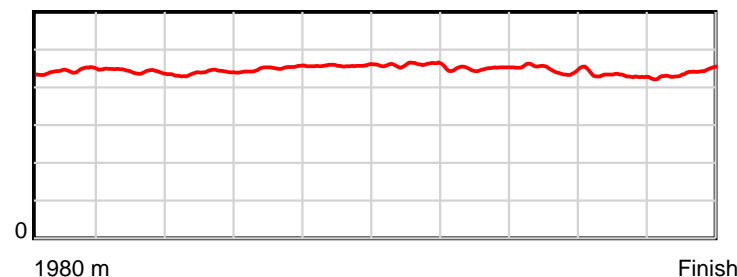
August 29, 2025, Race 1, STEVO'S 75 AND STILL FLYING MOBILE PACE, Distance 1980m, Addington - Survey 1980m

Result	TAB no.	Horse (Barrier)	1980 to	1800m to	1600m to	1400m to	1200m to	1000m to	800m to	600m to	400m to	200m to	Total or	Margin
8th	6	Delightful Dre... (6)	1800m	1600m	1400m	1200m	1000m	800m	600m	400m	200m	WP	Average	
		Position in running (margin)	-	12(10.9)	12(18.5)	11(13.3)	10(9.1)	9(7.4)	9(7.9)	9(7.1)	9(6.8)	8(6.1)		5.70
		Sectional time (s)	13.84	15.29	14.39	14.55	15.18	15.90	14.75	14.87	13.44	13.90		
		Cumulative time (s)	146.11	132.27	116.98	102.59	88.04	72.86	56.96	42.21	27.34	13.90	2:26.11	
		Speed (m/s)	13.01	13.08	13.90	13.75	13.18	12.58	13.56	13.45	14.88	14.39	13.55	
		Stride length (m)	5.80	5.80	6.09	6.19	6.03	5.78	6.10	6.04	6.39	6.33	6.05	
		Stride duration (s)	0.444	0.443	0.438	0.450	0.458	0.460	0.450	0.449	0.430	0.440	0.447	
		Stride efficiency (%)	52.61	52.51	57.98	59.94	56.85	52.21	58.21	56.96	63.87	62.71	57.24	
		Stride count	31.02	34.50	32.84	32.29	33.16	34.60	32.77	33.13	31.28	31.57	327.16	

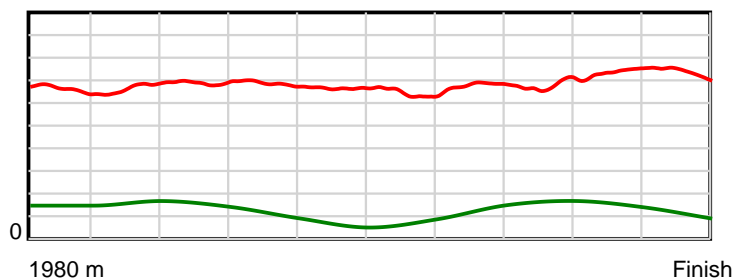
10 m Stride length



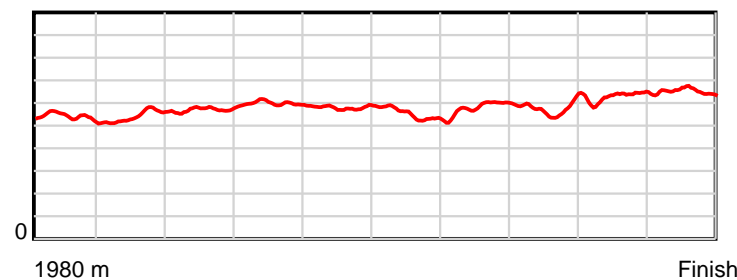
0.6 s Stride duration



20 m/sec Speed



100 % Stride efficiency



Note: Horizontal distance axis grid lines are 200m furlongs.

Disclaimer.

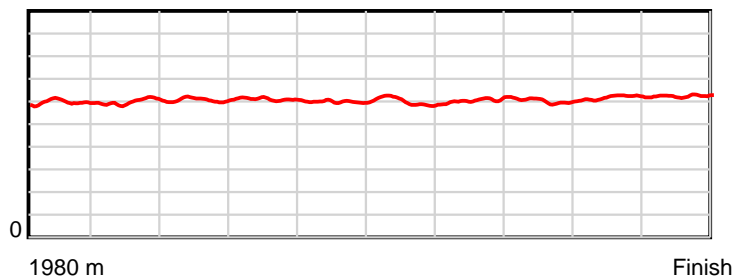
HRNZ and NZMTC and Thoroughbred Ratings Pty Ltd accepts no responsibility for the completeness or accuracy of any of the information contained herein, and makes no representations about its suitability for any particular purpose. Users should make their own judgements about those matters and/or seek independent advice. You assume all risks associated with use of the data provided on this page.

Race Results

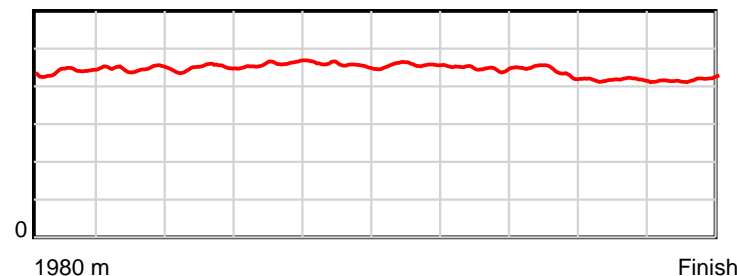
August 29, 2025, Race 1, STEVO'S 75 AND STILL FLYING MOBILE PACE, Distance 1980m, Addington - Survey 1980m

Result	TAB no.	Horse (Barrier)	1980 to	1800m to	1600m to	1400m to	1200m to	1000m to	800m to	600m to	400m to	200m to	Total or	Margin
9th	12	Samvasa (12)	1800m	1600m	1400m	1200m	1000m	800m	600m	400m	200m	WP	Average	
		Position in running (margin)	-	11(10.2)	11(17.1)	12(14.3)	12(13.1)	12(13.3)	12(12.8)	12(11.9)	12(11.5)	11(9.7)		7.80
		Sectional time (s)	13.90	15.18	14.78	15.05	15.49	15.72	14.74	14.84	13.29	13.51		
		Cumulative time (s)	146.50	132.60	117.42	102.64	87.59	72.10	56.38	41.64	26.80	13.51	2:26.50	
		Speed (m/s)	12.95	13.18	13.53	13.29	12.91	12.72	13.57	13.48	15.05	14.80	13.52	
		Stride length (m)	5.92	5.90	6.06	6.11	5.89	5.82	6.07	5.92	6.27	6.20	6.01	
		Stride duration (s)	0.438	0.448	0.448	0.460	0.457	0.457	0.447	0.439	0.416	0.419	0.445	
		Stride efficiency (%)	54.79	54.41	57.43	58.40	54.30	52.87	57.50	54.69	61.36	60.16	56.52	
		Stride count	30.40	33.89	32.99	32.72	33.93	34.38	32.97	33.81	31.92	32.23	329.24	

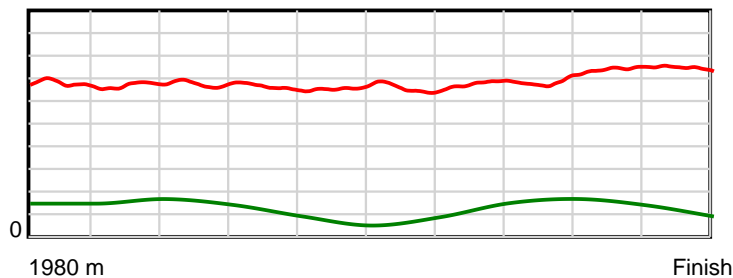
10 m Stride length



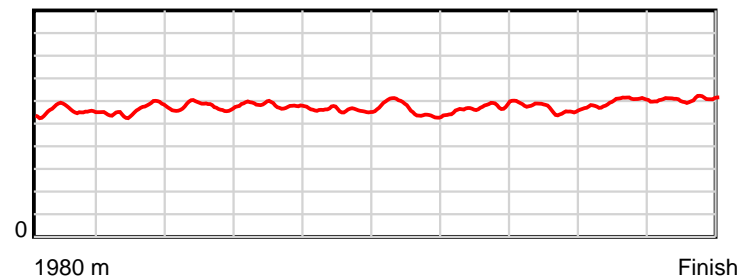
0.6 s Stride duration



20 m/sec Speed



100 % Stride efficiency



Note: Horizontal distance axis grid lines are 200m furlongs.

Disclaimer.

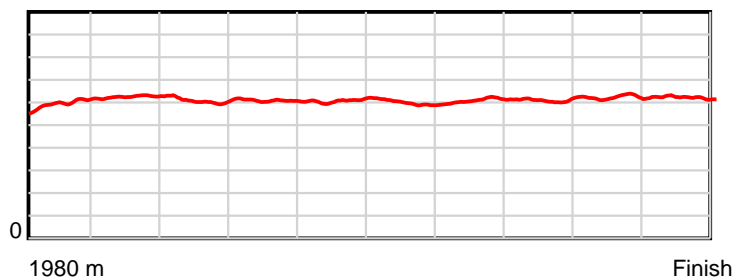
HRNZ and NZMTC and Thoroughbred Ratings Pty Ltd accepts no responsibility for the completeness or accuracy of any of the information contained herein, and makes no representations about its suitability for any particular purpose. Users should make their own judgements about those matters and/or seek independent advice. You assume all risks associated with use of the data provided on this page.

Race Results

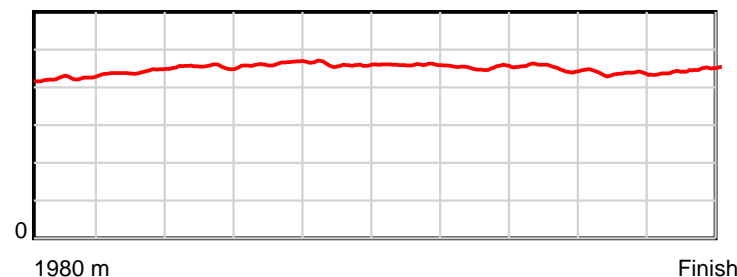
August 29, 2025, Race 1, STEVO'S 75 AND STILL FLYING MOBILE PACE, Distance 1980m, Addington - Survey 1980m

Result	TAB no.	Horse (Barrier)	1980 to	1800m to	1600m to	1400m to	1200m to	1000m to	800m to	600m to	400m to	200m to	Total or	Margin
10th	2	Sugar Babe (2)	1800m	1600m	1400m	1200m	1000m	800m	600m	400m	200m	WP	Average	
		Position in running (margin)	-	6(5.2)	6(7.0)	6(5.3)	6(4.7)	6(4.6)	6(4.5)	6(4.3)	6(4.5)	7(5.8)		8.60
		Sectional time (s)	13.18	14.32	14.97	15.15	15.46	15.79	14.84	14.95	13.79	14.20		
		Cumulative time (s)	146.65	133.47	119.15	104.18	89.03	73.57	57.78	42.94	27.99	14.20	2:26.65	
		Speed (m/s)	13.66	13.97	13.36	13.20	12.94	12.67	13.48	13.38	14.50	14.08	13.50	
		Stride length (m)	5.95	6.17	6.07	6.11	5.96	5.82	6.10	6.05	6.33	6.28	6.08	
		Stride duration (s)	0.424	0.442	0.455	0.463	0.460	0.460	0.453	0.452	0.436	0.446	0.450	
		Stride efficiency (%)	55.32	59.42	57.65	58.38	55.44	52.97	58.14	57.12	62.53	61.69	57.79	
		Stride count	30.25	32.43	32.93	32.72	33.58	34.35	32.79	33.08	31.62	31.83	325.58	

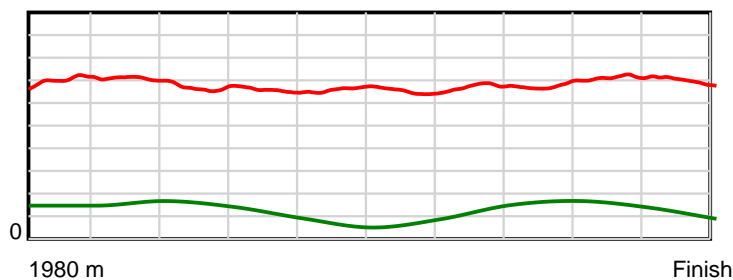
10 m Stride length



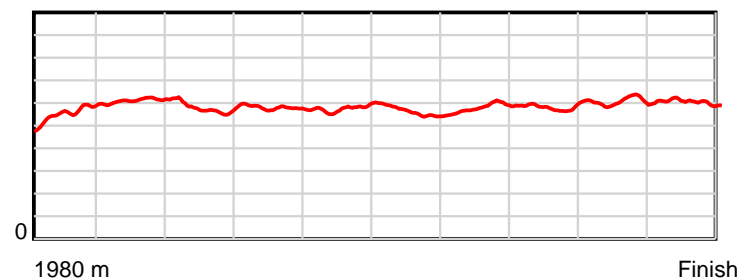
0.6 s Stride duration



20 m/sec Speed



100 % Stride efficiency



Note: Horizontal distance axis grid lines are 200m furlongs.

Disclaimer.

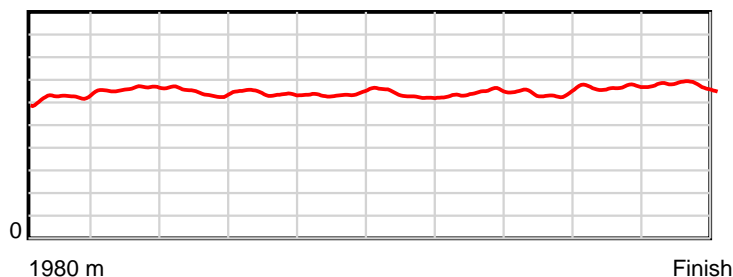
HRNZ and NZMTC and Thoroughbred Ratings Pty Ltd accepts no responsibility for the completeness or accuracy of any of the information contained herein, and makes no representations about its suitability for any particular purpose. Users should make their own judgements about those matters and/or seek independent advice. You assume all risks associated with use of the data provided on this page.

Race Results

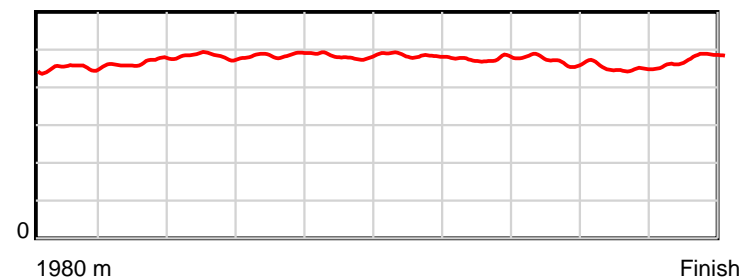
August 29, 2025, Race 1, STEVO'S 75 AND STILL FLYING MOBILE PACE, Distance 1980m, Addington - Survey 1980m

Result	TAB no.	Horse (Barrier)	1980 to	1800m to	1600m to	1400m to	1200m to	1000m to	800m to	600m to	400m to	200m to	Total or	Margin
11th	3	Dontelltheboy... (3)	1800m	1600m	1400m	1200m	1000m	800m	600m	400m	200m	WP	Average	
		Position in running (margin)	-	9(7.1)	8(8.8)	8(7.2)	8(6.6)	8(6.2)	8(6.4)	8(6.1)	8(6.1)	9(6.4)		8.60
		Sectional time (s)	13.38	14.31	14.98	15.14	15.40	15.84	14.83	14.92	13.62	14.24		
		Cumulative time (s)	146.66	133.28	118.97	103.99	88.85	73.45	57.61	42.78	27.86	14.24	2:26.66	
		Speed (m/s)	13.45	13.98	13.35	13.21	12.99	12.63	13.49	13.40	14.68	14.04	13.50	
		Stride length (m)	6.18	6.52	6.44	6.42	6.26	6.11	6.41	6.32	6.60	6.71	6.39	
		Stride duration (s)	0.452	0.466	0.483	0.486	0.483	0.484	0.475	0.471	0.449	0.478	0.474	
		Stride efficiency (%)	59.70	66.35	64.83	64.34	61.33	58.34	64.19	62.36	67.98	70.30	63.88	
		Stride count	29.12	30.69	31.05	31.17	31.92	32.73	31.21	31.66	30.32	29.82	309.69	

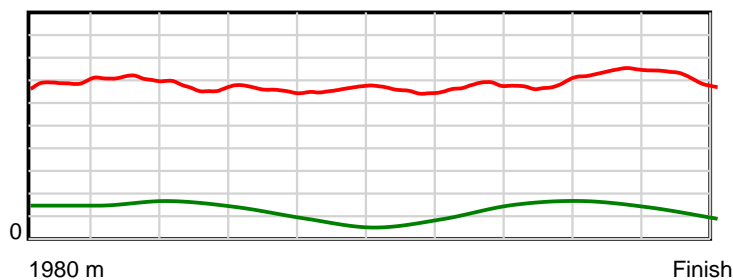
10 m Stride length



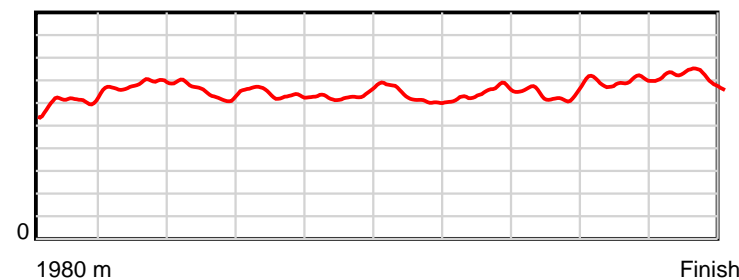
0.6 s Stride duration



20 m/sec Speed



100 % Stride efficiency



Note: Horizontal distance axis grid lines are 200m furlongs.

Disclaimer.

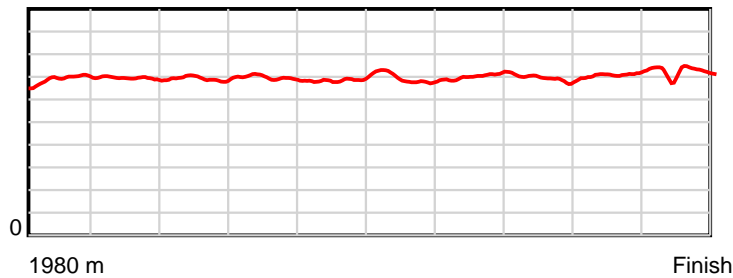
HRNZ and NZMTC and Thoroughbred Ratings Pty Ltd accepts no responsibility for the completeness or accuracy of any of the information contained herein, and makes no representations about its suitability for any particular purpose. Users should make their own judgements about those matters and/or seek independent advice. You assume all risks associated with use of the data provided on this page.

Race Results

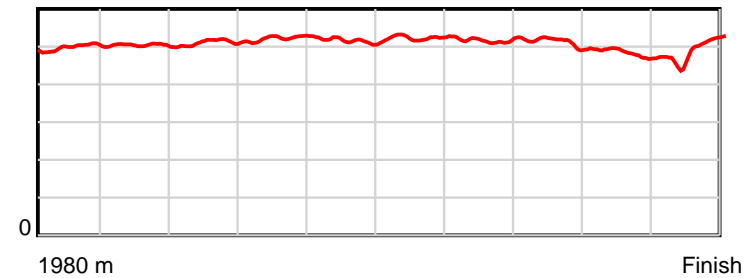
August 29, 2025, Race 1, STEVO'S 75 AND STILL FLYING MOBILE PACE, Distance 1980m, Addington - Survey 1980m

Result	TAB no.	Horse (Barrier)	1980 to	1800m to	1600m to	1400m to	1200m to	1000m to	800m to	600m to	400m to	200m to	Total or	Margin
12th	11	Captain Cool (11)	1800m	1600m	1400m	1200m	1000m	800m	600m	400m	200m	WP	Average	
		Position in running (margin)	-	10(9.7)	10(15.0)	10(12.0)	11(10.8)	11(10.8)	11(10.2)	11(9.7)	11(10.8)	12(11.0)		10.70
		Sectional time (s)	13.87	14.91	14.75	15.05	15.46	15.72	14.78	15.11	13.61	13.80		
		Cumulative time (s)	147.06	133.19	118.28	103.53	88.48	73.02	57.30	42.52	27.41	13.80	2:27.06	
		Speed (m/s)	12.98	13.41	13.56	13.29	12.94	12.72	13.53	13.24	14.70	14.49	13.46	
		Stride length (m)	6.80	6.75	6.93	6.94	6.66	6.67	6.98	6.74	7.08	7.15	6.87	
		Stride duration (s)	0.499	0.503	0.511	0.522	0.515	0.524	0.516	0.509	0.482	0.494	0.510	
		Stride efficiency (%)	72.26	71.25	75.13	75.28	69.38	69.56	76.11	70.93	78.24	79.96	73.71	
		Stride count	26.47	29.62	28.84	28.81	30.01	29.98	28.66	29.69	28.26	27.96	288.30	

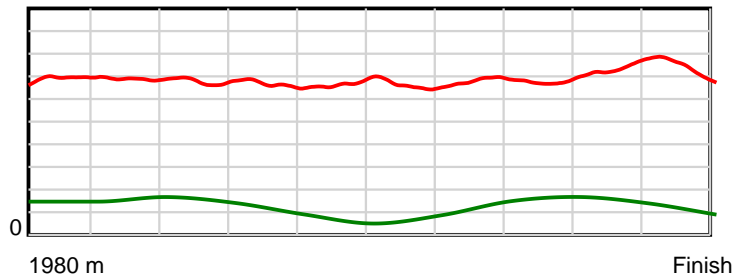
10 m Stride length



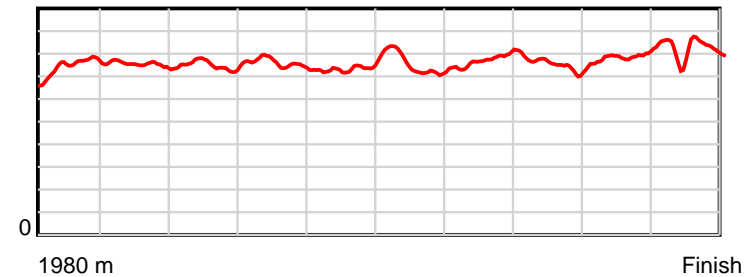
0.6 s Stride duration



20 m/sec Speed



100 % Stride efficiency



Note: Horizontal distance axis grid lines are 200m furlongs.

Disclaimer.

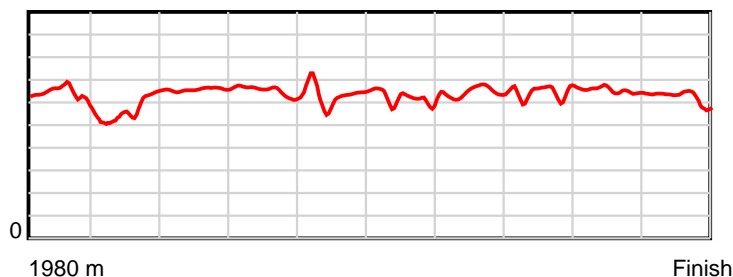
HRNZ and NZMTC and Thoroughbred Ratings Pty Ltd accepts no responsibility for the completeness or accuracy of any of the information contained herein, and makes no representations about its suitability for any particular purpose. Users should make their own judgements about those matters and/or seek independent advice. You assume all risks associated with use of the data provided on this page.

Race Results

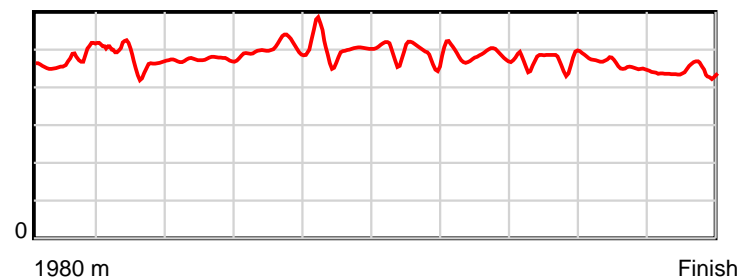
August 29, 2025, Race 2, JOHN JONES STEEL MOBILE TROT, Distance 1980m, Addington - Survey 1980m

Result	TAB no.	Horse (Barrier)	1980 to	1800m to	1600m to	1400m to	1200m to	1000m to	800m to	600m to	400m to	200m to	Total or	Margin
1st	11	Tactical Bid (11)	1800m	1600m	1400m	1200m	1000m	800m	600m	400m	200m	WP	Average	
		Position in running (margin)	-	12(10.7)	14(24.6)	14(19.5)	14(16.2)	13(12.0)	13(12.4)	11(7.7)	8(6.2)	6(3.2)		0.00
		Sectional time (s)	14.12	16.88	14.06	15.51	15.98	16.49	15.05	15.10	14.06	14.27		
		Cumulative time (s)	151.52	137.40	120.52	106.46	90.95	74.97	58.48	43.43	28.33	14.27	2:31.52	
		Speed (m/s)	12.75	11.85	14.22	12.89	12.52	12.13	13.29	13.25	14.22	14.02	13.07	
		Stride length (m)	6.22	5.55	6.74	6.50	6.30	5.94	6.43	6.23	6.51	6.06	6.23	
		Stride duration (s)	0.471	0.469	0.474	0.504	0.503	0.490	0.484	0.470	0.458	0.432	0.477	
		Stride efficiency (%)	60.40	48.20	70.97	65.92	61.97	55.12	64.61	60.59	66.32	57.42	60.67	
		Stride count	28.95	36.01	29.68	30.79	31.76	33.67	31.10	32.12	30.70	32.99	317.77	

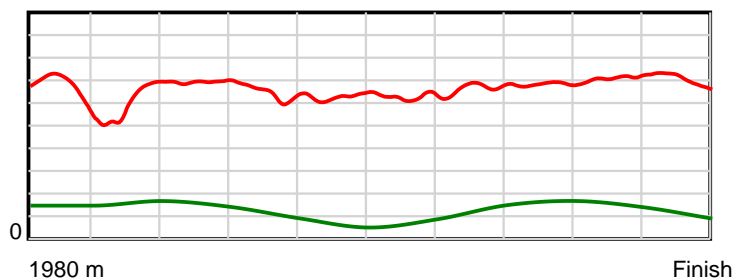
10 m Stride length



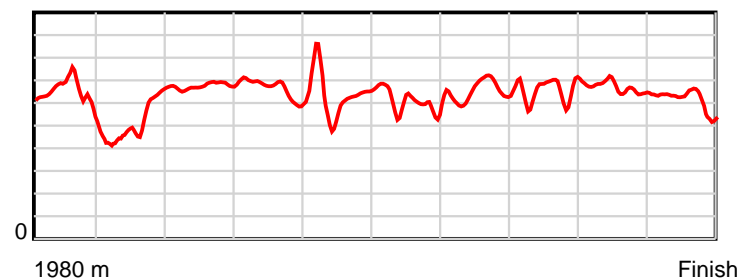
0.6 s Stride duration



20 m/sec Speed



100 % Stride efficiency



Note: Horizontal distance axis grid lines are 200m furlongs.

Disclaimer.

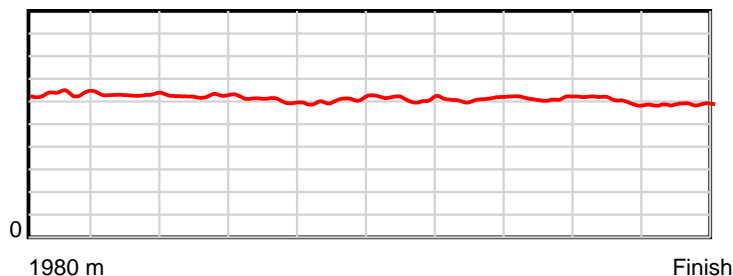
HRNZ and NZMTC and Thoroughbred Ratings Pty Ltd accepts no responsibility for the completeness or accuracy of any of the information contained herein, and makes no representations about its suitability for any particular purpose. Users should make their own judgements about those matters and/or seek independent advice. You assume all risks associated with use of the data provided on this page.

Race Results

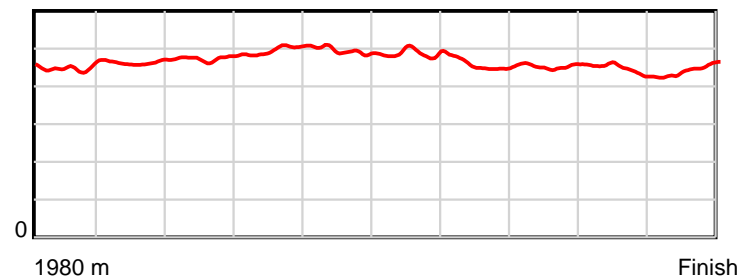
August 29, 2025, Race 2, JOHN JONES STEEL MOBILE TROT, Distance 1980m, Addington - Survey 1980m

Result	TAB no.	Horse (Barrier)	1980 to	1800m to	1600m to	1400m to	1200m to	1000m to	800m to	600m to	400m to	200m to	Total or	Margin
2nd	12	Granny Rose (12)	1800m	1600m	1400m	1200m	1000m	800m	600m	400m	200m	WP	Average	
		Position in running (margin)	-	8(5.6)	8(7.4)	8(7.5)	9(9.5)	10(9.2)	10(9.6)	5(4.3)	3(2.3)	3(1.6)		3.30
		Sectional time (s)	13.21	14.87	14.92	16.39	16.62	16.49	14.94	15.01	14.45	15.24		
		Cumulative time (s)	152.14	138.93	124.06	109.14	92.75	76.13	59.64	44.70	29.69	15.24	2:32.14	
		Speed (m/s)	13.62	13.45	13.40	12.20	12.03	12.13	13.39	13.32	13.84	13.12	13.01	
		Stride length (m)	6.25	6.23	6.35	6.05	5.96	5.91	6.10	6.04	6.15	5.83	6.08	
		Stride duration (s)	0.448	0.463	0.474	0.496	0.495	0.487	0.456	0.453	0.444	0.444	0.467	
		Stride efficiency (%)	61.10	60.64	63.05	57.25	55.44	54.53	58.07	57.03	59.09	53.15	57.79	
		Stride count	28.79	32.11	31.49	33.04	33.58	33.86	32.81	33.10	32.52	34.29	325.59	

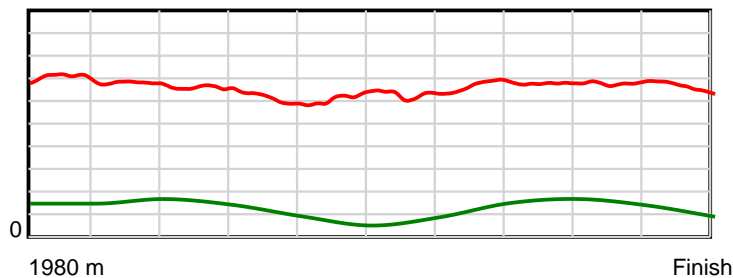
10 m Stride length



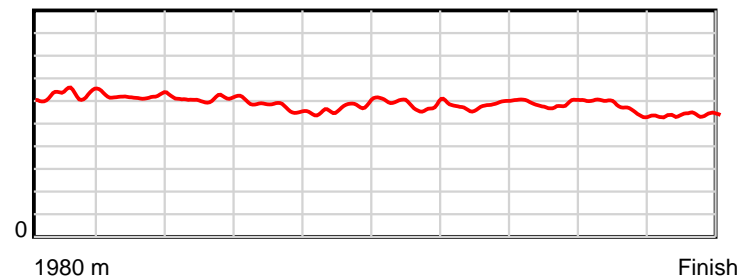
0.6 s Stride duration



20 m/sec Speed



100 % Stride efficiency



Note: Horizontal distance axis grid lines are 200m furlongs.

Disclaimer.

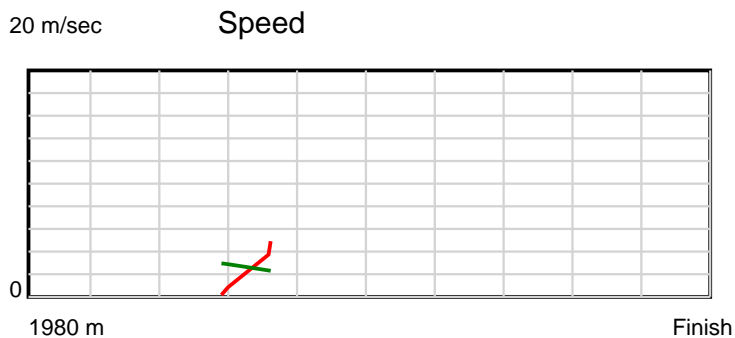
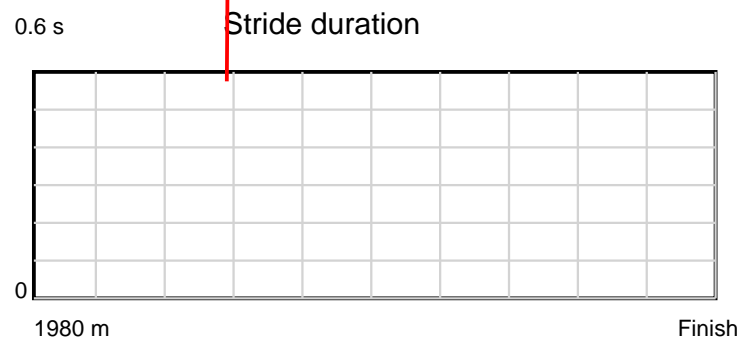
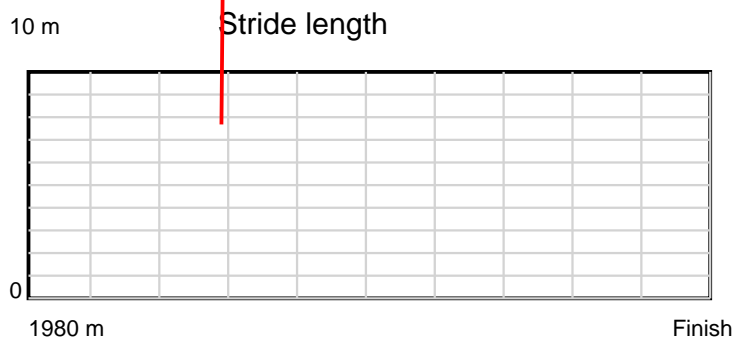
HRNZ and NZMTC and Thoroughbred Ratings Pty Ltd accepts no responsibility for the completeness or accuracy of any of the information contained herein, and makes no representations about its suitability for any particular purpose. Users should make their own judgements about those matters and/or seek independent advice. You assume all risks associated with use of the data provided on this page.



Race Results

August 29, 2025, Race 2, JOHN JONES STEEL MOBILE TROT, Distance 1980m, Addington - Survey 1980m

Result	TAB no.	Horse (Barrier)	1980 to	1800m to	1600m to	1400m to	1200m to	1000m to	800m to	600m to	400m to	200m to	Total or	Margin
3rd	8	Birdy (8)	1800m	1600m	1400m	1200m	1000m	800m	600m	400m	200m	WP	Average	
		Position in running (margin)	-	10(8.6)	11(11.7)	11(11.4)	12(13.0)	5(4.8)	2(1.6)	2(1.1)	2(0.4)	1(0.0)		3.30
		Sectional time (s)	13.79	15.09	14.86	16.32	15.30	15.89	15.76	15.22	14.51	15.41		
		Cumulative time (s)	152.15	138.36	123.27	108.41	92.09	76.79	60.90	45.14	29.92	15.41	2:32.15	
		Speed (m/s)	13.05	13.25	13.46	12.25	13.07	12.59	12.69	13.14	13.78	12.98	13.01	
		Stride length (m)	0.00	0.00	799.56	10.52	6.90	6.64	6.69	6.93	7.27	6.85	10.22	
		Stride duration (s)	0.000	0.000	59.397	0.858	0.527	0.527	0.527	0.527	0.527	0.527	0.785	
		Stride efficiency (%)	0.00	0.00	999004.31	172.92	74.32	68.91	70.00	75.12	82.65	73.23	163.06	
		Stride count	0.00	0.00	0.25	19.01	29.00	30.12	29.88	28.85	27.50	29.22	193.83	



Note: Horizontal distance axis grid lines are 200m furlongs.

Disclaimer.

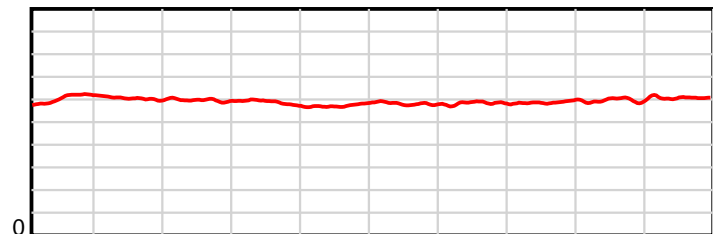
HRNZ and NZMTC and Thoroughbred Ratings Pty Ltd accepts no responsibility for the completeness or accuracy of any of the information contained herein, and makes no representations about its suitability for any particular purpose. Users should make their own judgements about those matters and/or seek independent advice. You assume all risks associated with use of the data provided on this page.

Race Results

August 29, 2025, Race 2, JOHN JONES STEEL MOBILE TROT, Distance 1980m, Addington - Survey 1980m

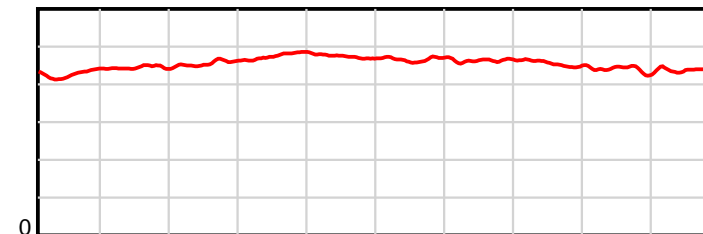
Result	TAB no.	Horse (Barrier)	1980 to	1800m to	1600m to	1400m to	1200m to	1000m to	800m to	600m to	400m to	200m to	Total or	Margin
4th	10	Jordan Anne (10)	1800m	1600m	1400m	1200m	1000m	800m	600m	400m	200m	WP	Average	
		Position in running (margin)	-	7(5.4)	7(6.3)	7(5.7)	6(6.6)	7(5.9)	7(6.1)	9(6.0)	9(6.6)	8(5.3)		3.70
		Sectional time (s)	13.38	14.71	14.81	16.21	16.55	16.46	15.82	15.44	14.35	14.50		
		Cumulative time (s)	152.23	138.85	124.14	109.33	93.12	76.57	60.11	44.29	28.85	14.50	2:32.23	
		Speed (m/s)	13.45	13.60	13.50	12.34	12.08	12.15	12.64	12.95	13.94	13.79	13.01	
		Stride length (m)	6.02	6.04	6.16	5.87	5.73	5.67	5.85	5.90	6.12	6.09	5.94	
		Stride duration (s)	0.428	0.444	0.456	0.476	0.474	0.466	0.463	0.456	0.439	0.441	0.457	
		Stride efficiency (%)	56.68	56.98	59.30	53.87	51.26	50.19	53.49	54.42	58.45	57.88	55.12	
		Stride count	29.89	33.12	32.47	34.06	34.92	35.29	34.19	33.89	32.70	32.86	333.39	

10 m Stride length



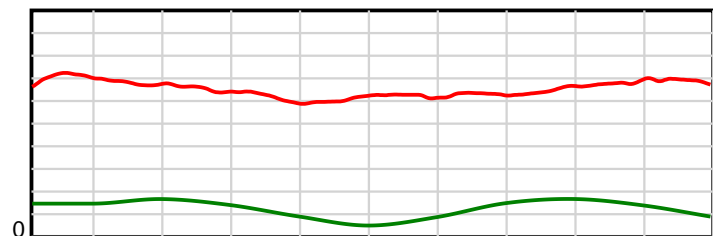
1980 m Finish

0.6 s Stride duration



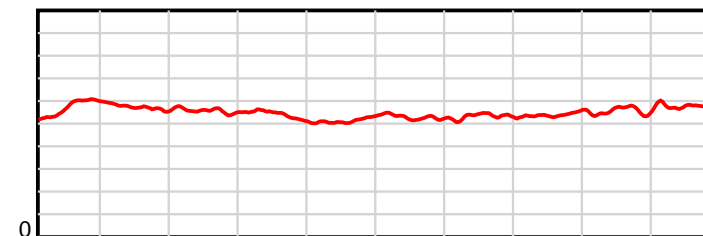
1980 m Finish

20 m/sec Speed



1980 m Finish

100 % Stride efficiency



1980 m Finish

Note: Horizontal distance axis grid lines are 200m furlongs.

Disclaimer.

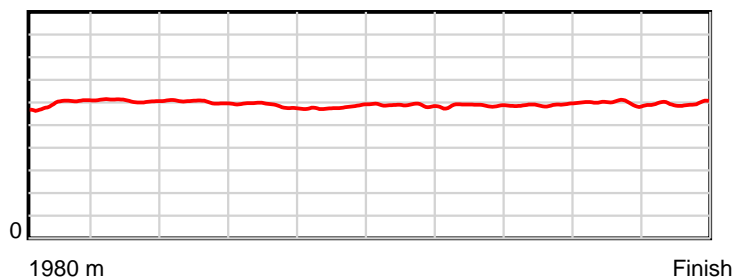
HRNZ and NZMTC and Thoroughbred Ratings Pty Ltd accepts no responsibility for the completeness or accuracy of any of the information contained herein, and makes no representations about its suitability for any particular purpose. Users should make their own judgements about those matters and/or seek independent advice. You assume all risks associated with use of the data provided on this page.

Race Results

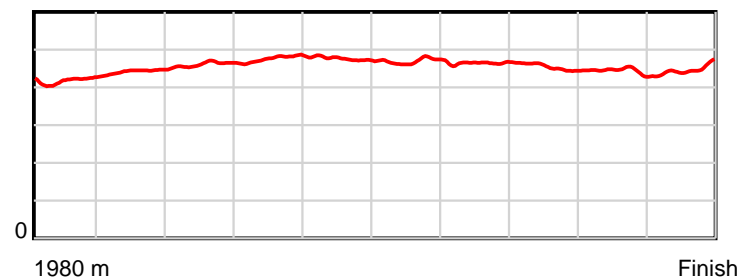
August 29, 2025, Race 2, JOHN JONES STEEL MOBILE TROT, Distance 1980m, Addington - Survey 1980m

Result	TAB no.	Horse (Barrier)	1980 to	1800m to	1600m to	1400m to	1200m to	1000m to	800m to	600m to	400m to	200m to	Total or	Margin
5th	1	Musclynn (1)	1800m	1600m	1400m	1200m	1000m	800m	600m	400m	200m	WP	Average	
		Position in running (margin)	-	5(3.0)	3(3.3)	4(3.4)	4(4.3)	4(3.7)	5(4.0)	6(4.3)	6(4.3)	7(4.1)		5.00
		Sectional time (s)	13.01	14.62	14.93	16.21	16.56	16.48	15.88	15.35	14.53	14.90		
		Cumulative time (s)	152.47	139.46	124.84	109.91	93.70	77.14	60.66	44.78	29.43	14.90	2:32.47	
		Speed (m/s)	13.83	13.68	13.40	12.34	12.08	12.14	12.59	13.03	13.76	13.42	12.99	
		Stride length (m)	5.89	6.05	6.18	5.88	5.75	5.71	5.84	5.92	6.11	6.00	5.93	
		Stride duration (s)	0.417	0.442	0.461	0.476	0.476	0.470	0.464	0.454	0.444	0.447	0.457	
		Stride efficiency (%)	54.21	57.17	59.70	53.94	51.71	50.89	53.30	54.69	58.33	56.25	54.92	
		Stride count	30.56	33.07	32.36	34.04	34.77	35.05	34.25	33.81	32.74	33.34	333.99	

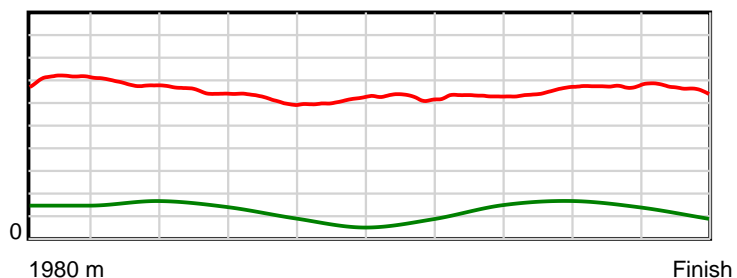
10 m Stride length



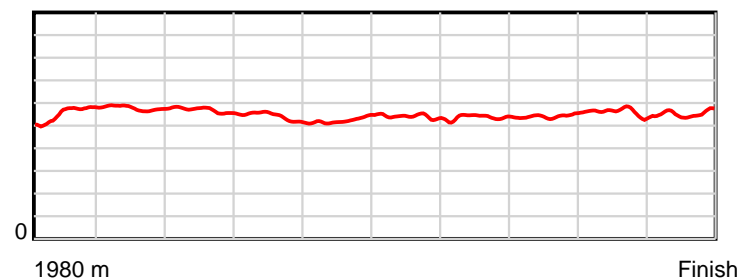
0.6 s Stride duration



20 m/sec Speed



100 % Stride efficiency



Note: Horizontal distance axis grid lines are 200m furlongs.

Disclaimer.

HRNZ and NZMTC and Thoroughbred Ratings Pty Ltd accepts no responsibility for the completeness or accuracy of any of the information contained herein, and makes no representations about its suitability for any particular purpose. Users should make their own judgements about those matters and/or seek independent advice. You assume all risks associated with use of the data provided on this page.



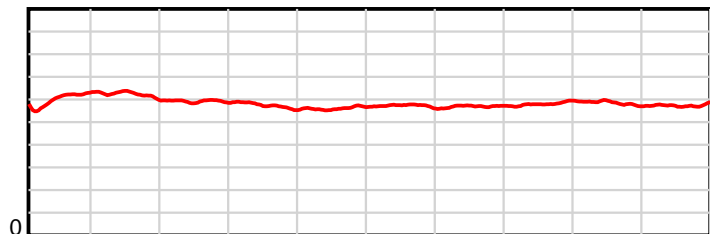
Race Results



August 29, 2025, Race 2, JOHN JONES STEEL MOBILE TROT, Distance 1980m, Addington - Survey 1980m

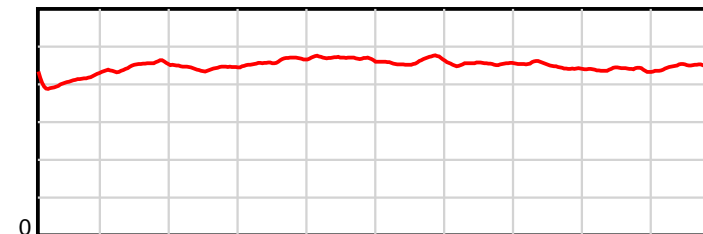
Result	TAB no.	Horse (Barrier)	1980 to	1800m to	1600m to	1400m to	1200m to	1000m to	800m to	600m to	400m to	200m to	Total or	Margin
6th	5	Aradne (5)	1800m	1600m	1400m	1200m	1000m	800m	600m	400m	200m	WP	Average	
		Position in running (margin)	-	1(0.0)	2(1.0)	1(0.0)	1(0.0)	1(0.0)	1(0.0)	1(0.0)	1(0.0)	2(0.7)		5.30
		Sectional time (s)	12.34	14.73	14.75	16.06	16.66	16.42	15.84	15.34	14.69	15.70		
		Cumulative time (s)	152.53	140.19	125.46	110.71	94.65	77.99	61.57	45.73	30.39	15.70	2:32.53	
		Speed (m/s)	14.58	13.58	13.56	12.45	12.00	12.18	12.63	13.04	13.61	12.74	12.98	
		Stride length (m)	6.02	6.10	6.01	5.75	5.63	5.62	5.74	5.85	5.98	5.76	5.84	
		Stride duration (s)	0.410	0.449	0.443	0.462	0.469	0.461	0.454	0.449	0.439	0.452	0.450	
		Stride efficiency (%)	56.56	58.20	56.53	51.74	49.51	49.29	51.41	53.41	55.85	51.78	53.27	
		Stride count	29.92	32.77	33.25	34.76	35.53	35.61	34.87	34.21	33.45	34.75	339.12	

10 m Stride length



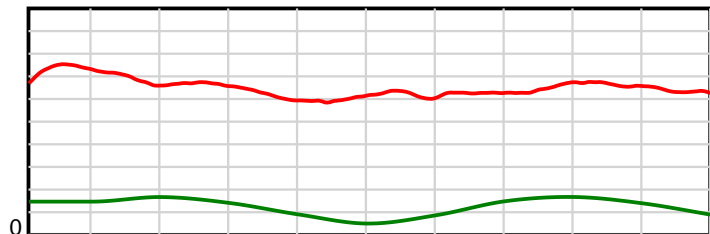
1980 m Finish

0.6 s Stride duration



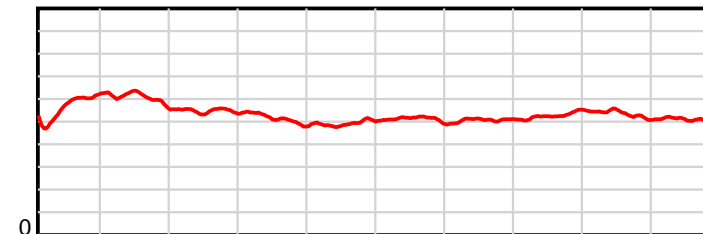
1980 m Finish

20 m/sec Speed



1980 m Finish

100 % Stride efficiency



1980 m Finish

Note: Horizontal distance axis grid lines are 200m furlongs.

Disclaimer.

HRNZ and NZMTC and Thoroughbred Ratings Pty Ltd accepts no responsibility for the completeness or accuracy of any of the information contained herein, and makes no representations about its suitability for any particular purpose. Users should make their own judgements about those matters and/or seek independent advice. You assume all risks associated with use of the data provided on this page.

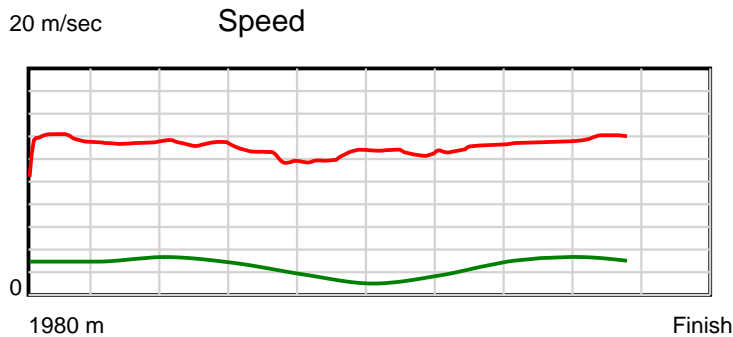
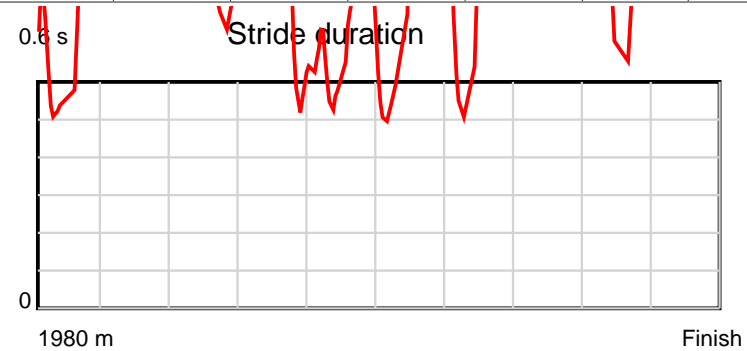
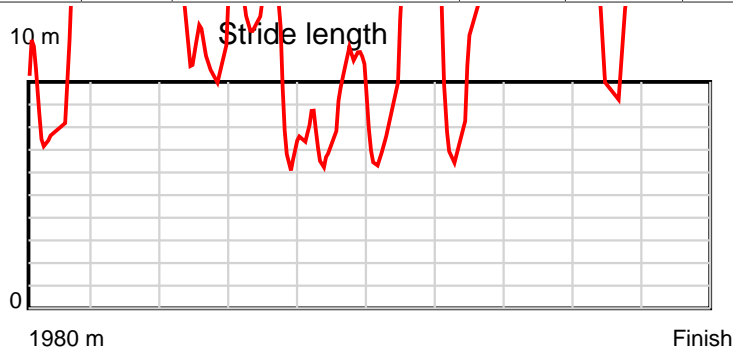


Race Results



August 29, 2025, Race 2, JOHN JONES STEEL MOBILE TROT, Distance 1980m, Addington - Survey 1980m

Result	TAB no.	Horse (Barrier)	1980 to	1800m to	1600m to	1400m to	1200m to	1000m to	800m to	600m to	400m to	200m to	Total or	Margin
7th	7	Millie Let Loo... (7)	1800m	1600m	1400m	1200m	1000m	800m	600m	400m	200m	WP	Average	
		Position in running (margin)	-	9(6.8)	9(9.3)	10(9.5)	10(11.5)	12(10.9)	12(11.7)	8(5.8)	5(4.0)	5(2.7)		5.40
		Sectional time (s)	13.52	14.99	14.93	16.40	16.57	16.56	14.86	15.04	14.35	15.33		
		Cumulative time (s)	152.55	139.03	124.04	109.11	92.71	76.14	59.58	44.72	29.68	15.33	2:32.55	
		Speed (m/s)	13.31	13.34	13.40	12.20	12.07	12.08	13.46	13.30	13.94	13.05	12.98	
		Stride length (m)	8.13	11.47	10.61	7.73	7.22	9.46	11.67	40.08	9.04	5.40	9.23	
		Stride duration (s)	0.605	0.860	0.792	0.633	0.598	0.783	0.867	3.014	0.649	0.414	0.711	
		Stride efficiency (%)	103.29	205.47	176.00	93.32	81.36	139.72	212.93	2509.99	127.67	45.52	133.17	
		Stride count	22.14	17.44	18.85	25.88	27.72	21.15	17.13	4.99	22.13	37.05	214.48	



Note: Horizontal distance axis grid lines are 200m furlongs.

Disclaimer.

HRNZ and NZMTC and Thoroughbred Ratings Pty Ltd accepts no responsibility for the completeness or accuracy of any of the information contained herein, and makes no representations about its suitability for any particular purpose. Users should make their own judgements about those matters and/or seek independent advice. You assume all risks associated with use of the data provided on this page.



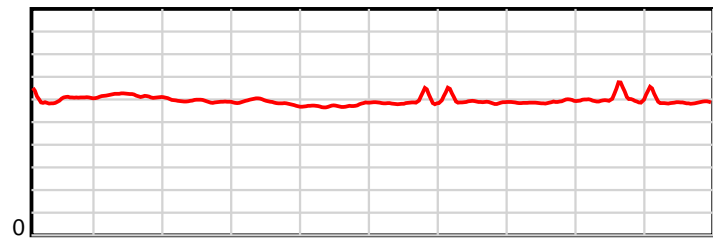
Race Results



August 29, 2025, Race 2, JOHN JONES STEEL MOBILE TROT, Distance 1980m, Addington - Survey 1980m

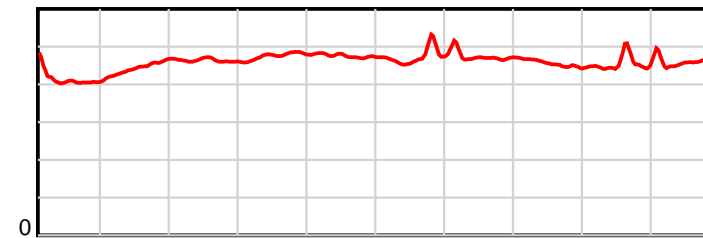
Result	TAB no.	Horse (Barrier)	1980 to	1800m to	1600m to	1400m to	1200m to	1000m to	800m to	600m to	400m to	200m to	Total or	Margin
8th	4	Royal Diedre (4)	1800m	1600m	1400m	1200m	1000m	800m	600m	400m	200m	WP	Average	
		Position in running (margin)	-	2(0.5)	1(0.0)	2(1.6)	2(2.3)	2(1.7)	3(2.3)	3(2.2)	4(2.3)	4(2.3)		7.10
		Sectional time (s)	12.50	14.47	15.17	16.18	16.56	16.52	15.83	15.36	14.57	15.72		
		Cumulative time (s)	152.88	140.38	125.91	110.74	94.56	78.00	61.48	45.65	30.29	15.72	2:32.88	
		Speed (m/s)	14.40	13.82	13.18	12.36	12.08	12.11	12.63	13.02	13.73	12.72	12.95	
		Stride length (m)	5.97	6.16	6.10	5.88	5.75	5.70	5.97	5.91	6.19	5.92	5.95	
		Stride duration (s)	0.408	0.446	0.463	0.476	0.476	0.471	0.473	0.454	0.451	0.465	0.459	
		Stride efficiency (%)	55.61	59.30	58.22	53.98	51.59	50.75	55.75	54.59	59.89	54.77	55.33	
		Stride count	30.17	32.47	32.77	34.03	34.81	35.10	33.48	33.84	32.30	33.78	332.75	

10 m Stride length



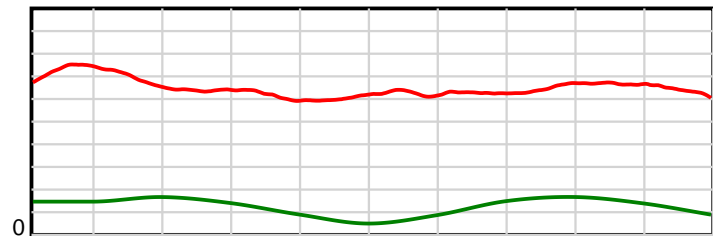
1980 m Finish

0.6 s Stride duration



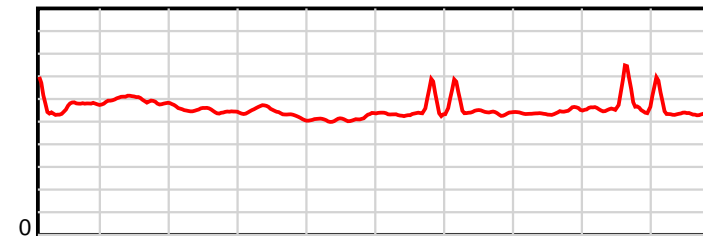
1980 m Finish

20 m/sec Speed



1980 m Finish

100 % Stride efficiency



1980 m Finish

Note: Horizontal distance axis grid lines are 200m furlongs.

Disclaimer.

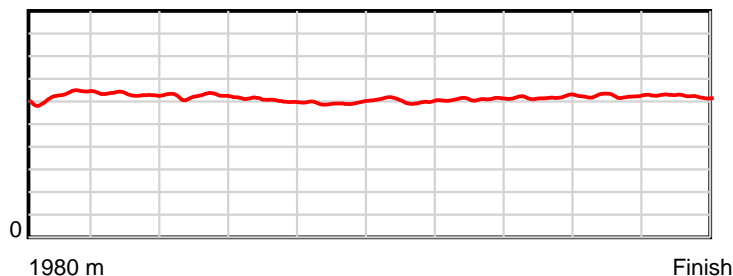
HRNZ and NZMTC and Thoroughbred Ratings Pty Ltd accepts no responsibility for the completeness or accuracy of any of the information contained herein, and makes no representations about its suitability for any particular purpose. Users should make their own judgements about those matters and/or seek independent advice. You assume all risks associated with use of the data provided on this page.

Race Results

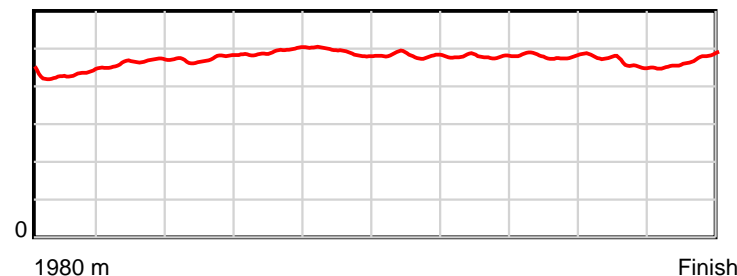
August 29, 2025, Race 2, JOHN JONES STEEL MOBILE TROT, Distance 1980m, Addington - Survey 1980m

Result	TAB no.	Horse (Barrier)	1980 to	1800m to	1600m to	1400m to	1200m to	1000m to	800m to	600m to	400m to	200m to	Total or	Margin
9th	3	Origin (3)	1800m	1600m	1400m	1200m	1000m	800m	600m	400m	200m	WP	Average	
		Position in running (margin)	-	3(1.9)	4(3.4)	5(3.6)	5(5.1)	6(5.1)	6(5.9)	7(4.9)	10(6.6)	9(7.8)		8.70
		Sectional time (s)	12.71	14.82	14.94	16.31	16.66	16.56	15.66	15.63	14.76	15.13		
		Cumulative time (s)	153.18	140.47	125.65	110.71	94.40	77.74	61.18	45.52	29.89	15.13	2:33.18	
		Speed (m/s)	14.16	13.50	13.39	12.26	12.00	12.08	12.77	12.80	13.55	13.22	12.93	
		Stride length (m)	6.18	6.26	6.34	6.05	5.90	5.82	6.12	6.15	6.29	6.20	6.13	
		Stride duration (s)	0.431	0.464	0.473	0.493	0.492	0.482	0.479	0.481	0.464	0.469	0.474	
		Stride efficiency (%)	59.71	61.31	62.75	57.11	54.46	52.94	58.52	59.14	61.73	60.05	58.65	
		Stride count	29.12	31.93	31.56	33.08	33.88	34.36	32.68	32.51	31.82	32.26	323.20	

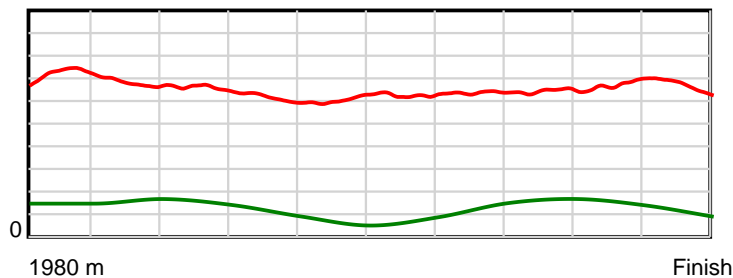
10 m Stride length



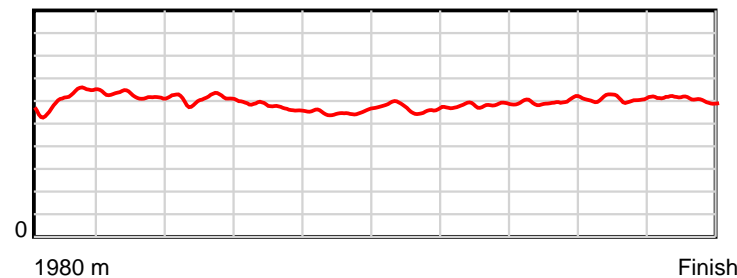
0.6 s Stride duration



20 m/sec Speed



100 % Stride efficiency



Note: Horizontal distance axis grid lines are 200m furlongs.

Disclaimer.

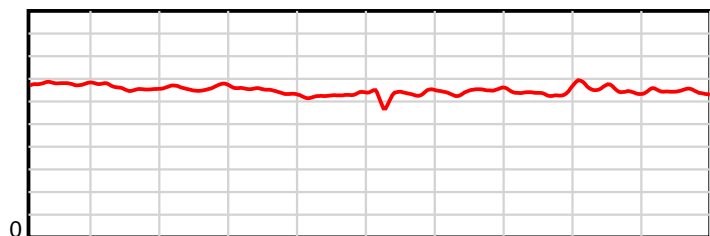
HRNZ and NZMTC and Thoroughbred Ratings Pty Ltd accepts no responsibility for the completeness or accuracy of any of the information contained herein, and makes no representations about its suitability for any particular purpose. Users should make their own judgements about those matters and/or seek independent advice. You assume all risks associated with use of the data provided on this page.

Race Results

August 29, 2025, Race 2, JOHN JONES STEEL MOBILE TROT, Distance 1980m, Addington - Survey 1980m

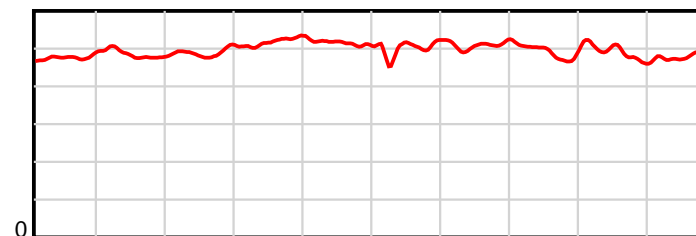
Result	TAB no.	Horse (Barrier)	1980 to	1800m to	1600m to	1400m to	1200m to	1000m to	800m to	600m to	400m to	200m to	Total or	Margin
10th	14	Peaknmonkey (0)	1800m	1600m	1400m	1200m	1000m	800m	600m	400m	200m	WP	Average	
		Position in running (margin)	-	11(9.4)	10(10.4)	9(8.1)	8(8.5)	9(7.7)	9(8.3)	12(8.1)	11(8.2)	12(9.2)		9.10
		Sectional time (s)	14.08	14.72	14.53	16.13	16.53	16.51	15.81	15.36	14.73	14.86		
		Cumulative time (s)	153.26	139.18	124.46	109.93	93.80	77.27	60.76	44.95	29.59	14.86	2:33.26	
		Speed (m/s)	12.78	13.59	13.76	12.40	12.10	12.11	12.65	13.02	13.58	13.46	12.92	
		Stride length (m)	6.68	6.58	6.75	6.43	6.22	6.05	6.44	6.42	6.62	6.48	6.46	
		Stride duration (s)	0.478	0.484	0.490	0.519	0.514	0.500	0.509	0.493	0.488	0.481	0.500	
		Stride efficiency (%)	69.81	67.66	71.19	64.66	60.49	57.27	64.88	64.38	68.56	65.59	65.22	
		Stride count	26.93	30.39	29.63	31.09	32.14	33.04	31.04	31.16	30.20	30.87	306.49	

10 m Stride length



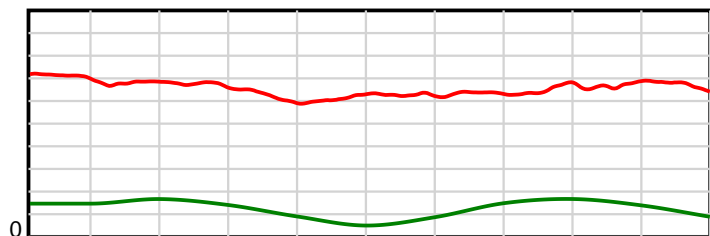
1980 m Finish

0.6 s Stride duration



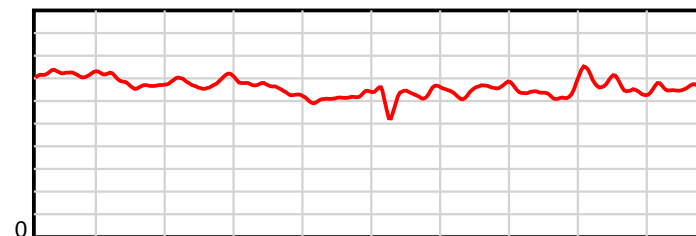
1980 m Finish

20 m/sec Speed



1980 m Finish

100 % Stride efficiency



1980 m Finish

Note: Horizontal distance axis grid lines are 200m furlongs.

Disclaimer.

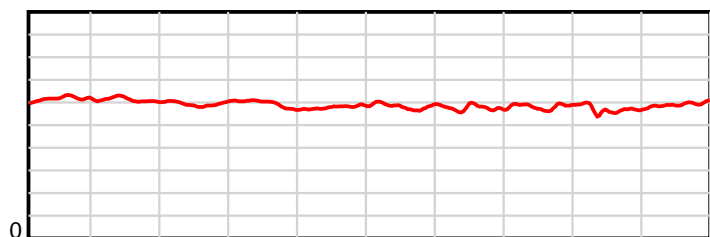
HRNZ and NZMTC and Thoroughbred Ratings Pty Ltd accepts no responsibility for the completeness or accuracy of any of the information contained herein, and makes no representations about its suitability for any particular purpose. Users should make their own judgements about those matters and/or seek independent advice. You assume all risks associated with use of the data provided on this page.

Race Results

August 29, 2025, Race 2, JOHN JONES STEEL MOBILE TROT, Distance 1980m, Addington - Survey 1980m

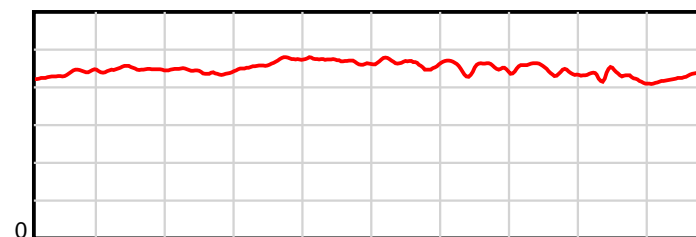
Result	TAB no.	Horse (Barrier)	1980 to	1800m to	1600m to	1400m to	1200m to	1000m to	800m to	600m to	400m to	200m to	Total or	Margin
11th	13	Aldebaran Crys... (13)	1800m	1600m	1400m	1200m	1000m	800m	600m	400m	200m	WP	Average	
		Position in running (margin)	-	13(14.9)	12(16.5)	13(14.2)	11(12.1)	11(10.1)	11(10.7)	14(9.2)	14(10.5)	14(11.5)		9.40
		Sectional time (s)	15.01	14.83	14.52	15.71	16.33	16.51	15.60	15.55	14.73	14.53		
		Cumulative time (s)	153.32	138.31	123.48	108.96	93.25	76.92	60.41	44.81	29.26	14.53	2:33.32	
		Speed (m/s)	11.99	13.49	13.77	12.73	12.25	12.11	12.82	12.86	13.58	13.76	12.91	
		Stride length (m)	6.09	6.04	6.08	5.93	5.74	5.62	5.79	5.73	5.79	5.99	5.87	
		Stride duration (s)	0.437	0.448	0.441	0.466	0.469	0.464	0.451	0.446	0.427	0.435	0.455	
		Stride efficiency (%)	57.94	57.09	57.72	54.92	51.57	49.33	52.31	51.35	52.40	56.08	53.91	
		Stride count	29.56	33.09	32.91	33.74	34.81	35.60	34.57	34.89	34.54	33.39	337.10	

10 m Stride length



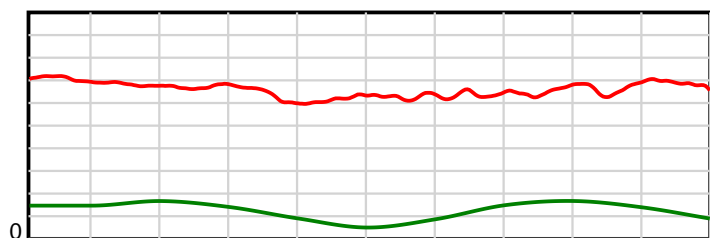
1980 m Finish

0.6 s Stride duration



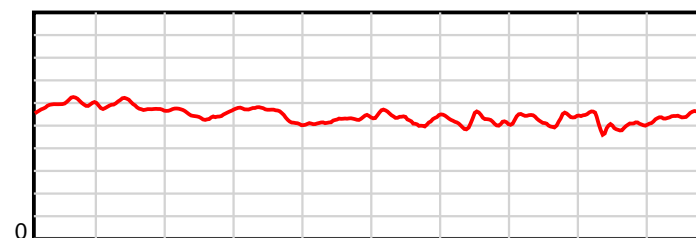
1980 m Finish

20 m/sec Speed



1980 m Finish

100 % Stride efficiency



1980 m Finish

Note: Horizontal distance axis grid lines are 200m furlongs.

Disclaimer.

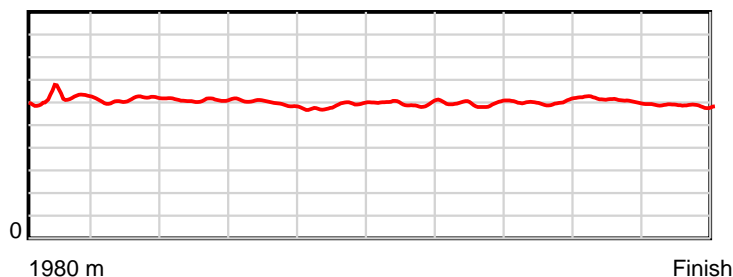
HRNZ and NZMTC and Thoroughbred Ratings Pty Ltd accepts no responsibility for the completeness or accuracy of any of the information contained herein, and makes no representations about its suitability for any particular purpose. Users should make their own judgements about those matters and/or seek independent advice. You assume all risks associated with use of the data provided on this page.

Race Results

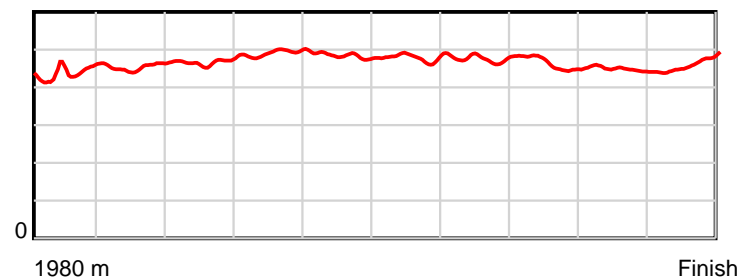
August 29, 2025, Race 2, JOHN JONES STEEL MOBILE TROT, Distance 1980m, Addington - Survey 1980m

Result	TAB no.	Horse (Barrier)	1980 to	1800m to	1600m to	1400m to	1200m to	1000m to	800m to	600m to	400m to	200m to	Total or	Margin
12th	2	Lipstick (2)	1800m	1600m	1400m	1200m	1000m	800m	600m	400m	200m	WP	Average	
		Position in running (margin)	-	6(3.0)	6(5.5)	6(5.4)	7(7.6)	8(7.1)	8(7.7)	10(6.5)	12(8.3)	13(9.3)		12.60
		Sectional time (s)	12.85	14.98	14.90	16.42	16.58	16.51	15.63	15.65	14.74	15.66		
		Cumulative time (s)	153.92	141.07	126.09	111.19	94.77	78.19	61.68	46.05	30.40	15.66	2:33.92	
		Speed (m/s)	14.00	13.35	13.42	12.18	12.06	12.11	12.80	12.78	13.57	12.77	12.86	
		Stride length (m)	6.17	6.07	6.27	5.99	5.83	5.81	6.08	5.90	6.08	5.92	6.01	
		Stride duration (s)	0.437	0.454	0.467	0.492	0.484	0.480	0.475	0.462	0.448	0.464	0.467	
		Stride efficiency (%)	59.40	57.48	61.47	56.04	53.19	52.75	57.81	54.42	57.83	54.82	56.40	
		Stride count	29.19	32.98	31.89	33.40	34.28	34.42	32.88	33.89	32.88	33.77	329.58	

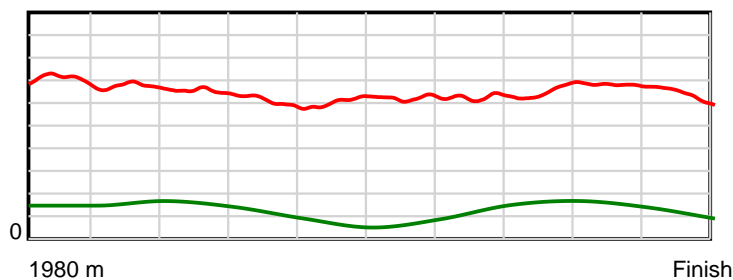
10 m Stride length



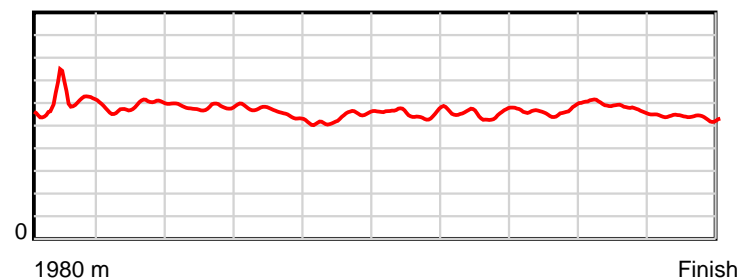
0.6 s Stride duration



20 m/sec Speed



100 % Stride efficiency



Note: Horizontal distance axis grid lines are 200m furlongs.

Disclaimer.

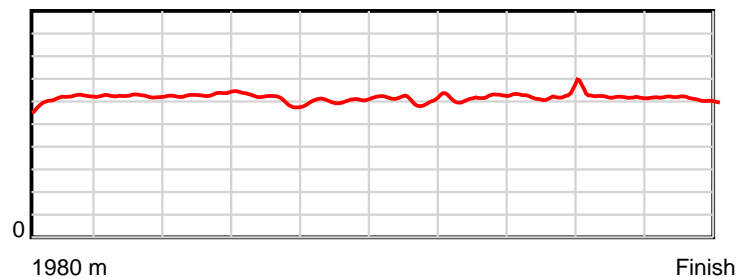
HRNZ and NZMTC and Thoroughbred Ratings Pty Ltd accepts no responsibility for the completeness or accuracy of any of the information contained herein, and makes no representations about its suitability for any particular purpose. Users should make their own judgements about those matters and/or seek independent advice. You assume all risks associated with use of the data provided on this page.

Race Results

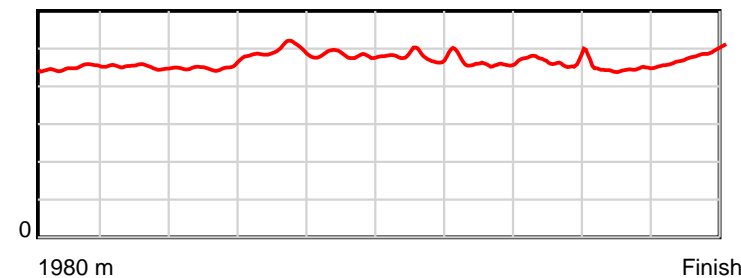
August 29, 2025, Race 2, JOHN JONES STEEL MOBILE TROT, Distance 1980m, Addington - Survey 1980m

Result	TAB no.	Horse (Barrier)	1980 to	1800m to	1600m to	1400m to	1200m to	1000m to	800m to	600m to	400m to	200m to	Total or	Margin
13th	9	Bevron (9)	1800m	1600m	1400m	1200m	1000m	800m	600m	400m	200m	WP	Average	
		Position in running (margin)	-	14(17.3)	13(18.2)	12(13.8)	13(15.5)	14(13.0)	14(13.6)	13(8.4)	13(8.4)	11(8.5)		13.90
		Sectional time (s)	15.18	14.71	14.17	16.35	16.24	16.53	14.97	15.34	14.58	16.09		
		Cumulative time (s)	154.16	138.98	124.27	110.10	93.75	77.51	60.98	46.01	30.67	16.09	2:34.16	
		Speed (m/s)	11.86	13.60	14.11	12.23	12.32	12.10	13.36	13.04	13.72	12.43	12.84	
		Stride length (m)	6.06	6.14	6.36	6.05	5.95	5.83	6.16	6.06	6.12	6.03	6.08	
		Stride duration (s)	0.449	0.452	0.451	0.495	0.483	0.481	0.461	0.465	0.446	0.486	0.473	
		Stride efficiency (%)	57.47	58.98	63.29	57.28	55.29	53.03	59.36	57.48	58.54	56.89	57.68	
		Stride count	29.68	32.55	31.43	33.03	33.62	34.33	32.45	32.98	32.68	33.15	325.90	

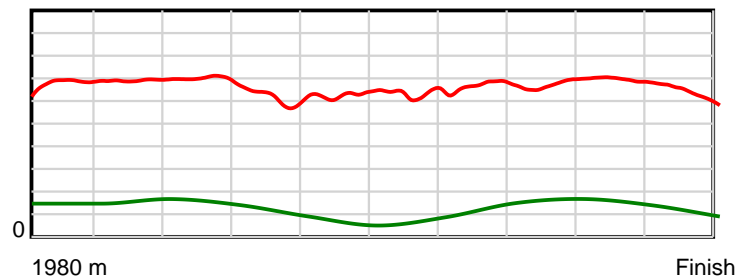
10 m Stride length



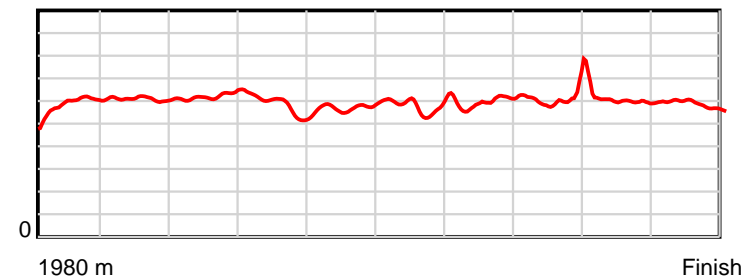
0.6 s Stride duration



20 m/sec Speed



100 % Stride efficiency



Note: Horizontal distance axis grid lines are 200m furlongs.

Disclaimer.

HRNZ and NZMTC and Thoroughbred Ratings Pty Ltd accepts no responsibility for the completeness or accuracy of any of the information contained herein, and makes no representations about its suitability for any particular purpose. Users should make their own judgements about those matters and/or seek independent advice. You assume all risks associated with use of the data provided on this page.

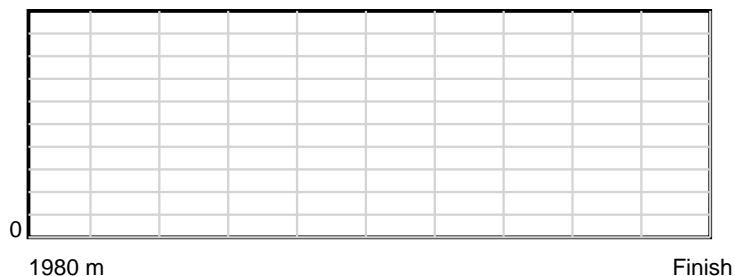


Race Results

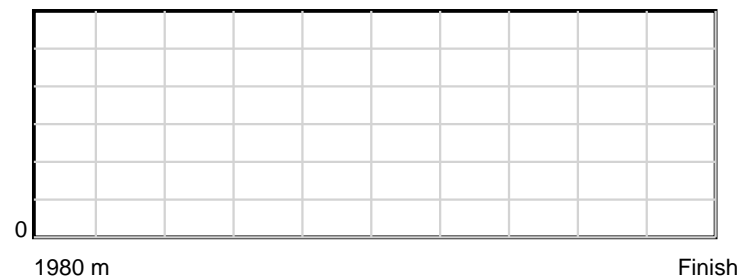
August 29, 2025, Race 2, JOHN JONES STEEL MOBILE TROT, Distance 1980m, Addington - Survey 1980m

Result	TAB no.	Horse (Barrier)	1980 to	1800m to	1600m to	1400m to	1200m to	1000m to	800m to	600m to	400m to	200m to	Total or	Margin
14th	6	Brian Beatt (6)	1800m	1600m	1400m	1200m	1000m	800m	600m	400m	200m	WP	Average	
		Position in running (margin)	-	4(2.3)	5(3.8)	3(2.0)	3(2.8)	3(2.8)	4(3.8)	4(2.9)	7(4.8)	10(8.3)		17.10
		Sectional time (s)	12.66	14.81	14.61	16.19	16.66	16.58	15.68	15.67	15.15	16.75		
		Cumulative time (s)	154.76	142.10	127.29	112.68	96.49	79.83	63.25	47.57	31.90	16.75	2:34.76	
		Speed (m/s)	14.21	13.50	13.69	12.35	12.00	12.06	12.76	12.76	13.20	11.94	12.79	
		Stride length (m)	0.00	0.00	29.30	8.46	8.22	13.85	21.31	19.15	37.61	34.35	19.76	
		Stride duration (s)	0.000	0.000	2.140	0.685	0.685	1.148	1.671	1.501	2.848	2.878	1.545	
		Stride efficiency (%)	0.00	0.00	1341.14	111.84	105.69	299.56	709.68	573.14	2210.71	1844.06	610.18	
		Stride count	0.00	0.00	6.83	23.64	24.32	14.45	9.38	10.44	5.32	5.82	100.20	

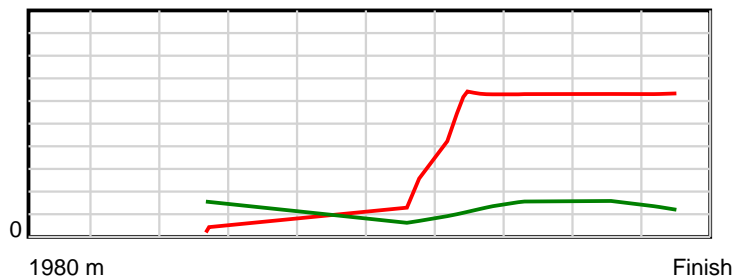
10 m Stride length



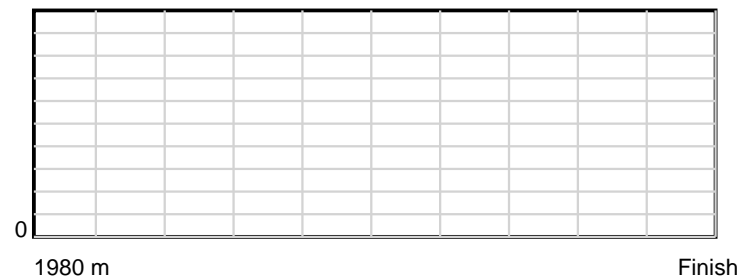
0.6 s Stride duration



20 m/sec Speed



100 % Stride efficiency



Note: Horizontal distance axis grid lines are 200m furlongs.

Disclaimer.

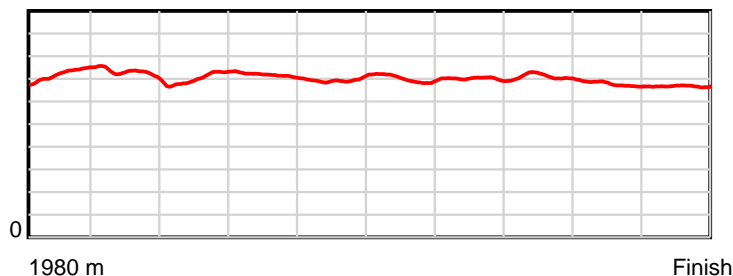
HRNZ and NZMTC and Thoroughbred Ratings Pty Ltd accepts no responsibility for the completeness or accuracy of any of the information contained herein, and makes no representations about its suitability for any particular purpose. Users should make their own judgements about those matters and/or seek independent advice. You assume all risks associated with use of the data provided on this page.

Race Results

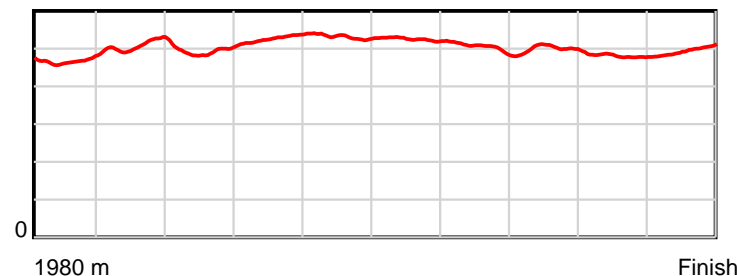
August 29, 2025, Race 3, MAIA HEALTH FOUNDATION MOBILE PACE, Distance 1980m, Addington - Survey 1980m

Result	TAB no.	Horse (Barrier)	1980 to	1800m to	1600m to	1400m to	1200m to	1000m to	800m to	600m to	400m to	200m to	Total or	Margin
1st	5	Rustenburg (5)	1800m	1600m	1400m	1200m	1000m	800m	600m	400m	200m	WP	Average	
		Position in running (margin)	-	3(1.1)	4(4.8)	1(0.0)	1(0.0)	1(0.0)	1(0.0)	1(0.0)	1(0.0)	1(0.0)		0.00
		Sectional time (s)	11.89	14.47	13.66	14.82	15.24	15.70	14.33	14.22	13.79	14.88		
		Cumulative time (s)	143.00	131.11	116.64	102.98	88.16	72.92	57.22	42.89	28.67	14.88	2:23.00	
		Speed (m/s)	15.14	13.82	14.64	13.50	13.12	12.74	13.96	14.06	14.50	13.44	13.85	
		Stride length (m)	7.20	7.05	7.23	7.12	6.97	6.68	7.00	7.03	6.97	6.68	6.98	
		Stride duration (s)	0.467	0.510	0.494	0.527	0.531	0.524	0.502	0.500	0.481	0.497	0.504	
		Stride efficiency (%)	80.94	77.59	81.62	79.23	75.85	69.74	76.59	77.17	75.89	69.70	76.23	
		Stride count	25.01	28.38	27.67	28.09	28.71	29.94	28.57	28.46	28.70	29.95	283.48	

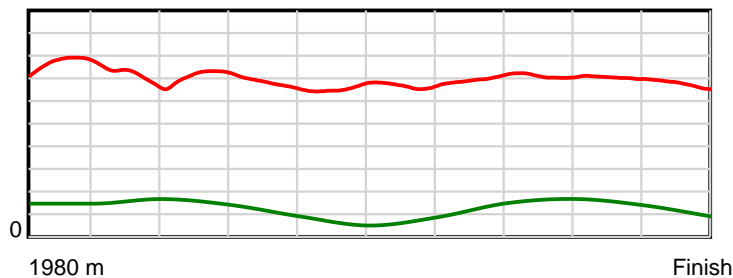
10 m Stride length



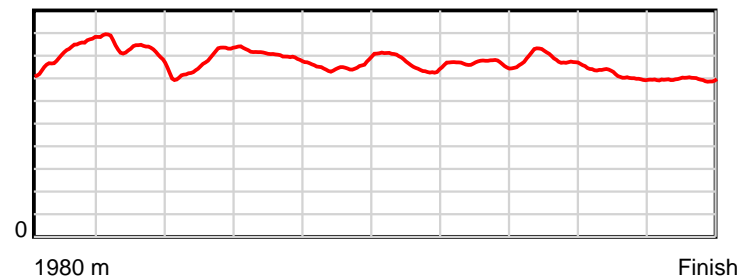
0.6 s Stride duration



20 m/sec Speed



100 % Stride efficiency



Note: Horizontal distance axis grid lines are 200m furlongs.

Disclaimer.

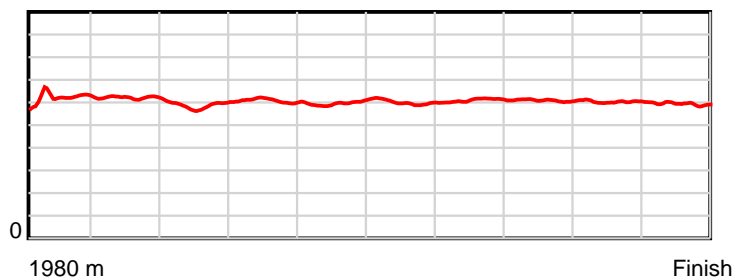
HRNZ and NZMTC and Thoroughbred Ratings Pty Ltd accepts no responsibility for the completeness or accuracy of any of the information contained herein, and makes no representations about its suitability for any particular purpose. Users should make their own judgements about those matters and/or seek independent advice. You assume all risks associated with use of the data provided on this page.

Race Results

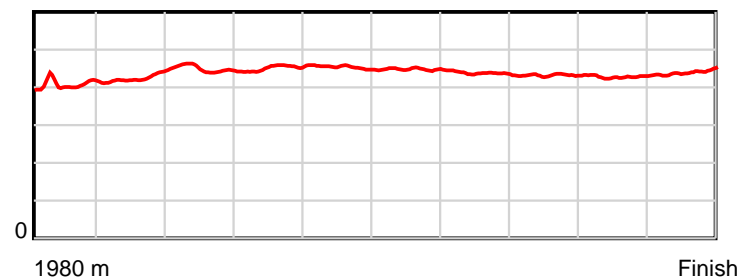
August 29, 2025, Race 3, MAIA HEALTH FOUNDATION MOBILE PACE, Distance 1980m, Addington - Survey 1980m

Result	TAB no.	Horse (Barrier)	1980 to	1800m to	1600m to	1400m to	1200m to	1000m to	800m to	600m to	400m to	200m to	Total or	Margin
2nd	1	Auntie Deb (1)	1800m	1600m	1400m	1200m	1000m	800m	600m	400m	200m	WP	Average	
		Position in running (margin)	-	5(2.6)	3(3.5)	3(4.9)	4(4.8)	3(4.3)	3(3.7)	4(3.4)	3(5.1)	3(5.5)		3.60
		Sectional time (s)	12.02	14.01	14.69	14.81	15.16	15.60	14.28	14.51	13.86	14.74		
		Cumulative time (s)	143.68	131.66	117.65	102.96	88.15	72.99	57.39	43.11	28.60	14.74	2:23.68	
		Speed (m/s)	14.98	14.28	13.61	13.50	13.19	12.82	14.01	13.78	14.43	13.57	13.78	
		Stride length (m)	6.17	6.07	6.12	6.09	5.99	5.74	6.13	5.95	6.17	5.98	6.04	
		Stride duration (s)	0.408	0.425	0.449	0.451	0.454	0.448	0.437	0.432	0.428	0.440	0.438	
		Stride efficiency (%)	59.47	57.67	58.50	58.00	56.01	51.44	58.64	55.35	59.58	55.85	56.95	
		Stride count	29.18	32.92	32.69	32.83	33.41	34.86	32.65	33.61	32.39	33.45	327.99	

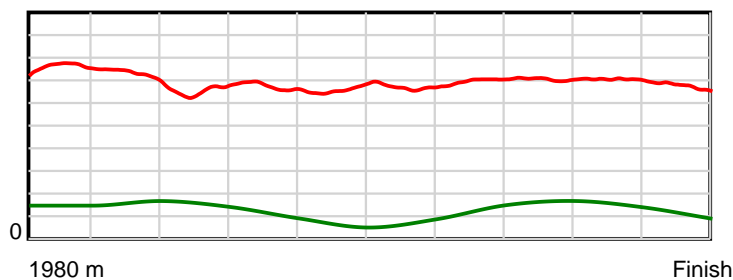
10 m Stride length



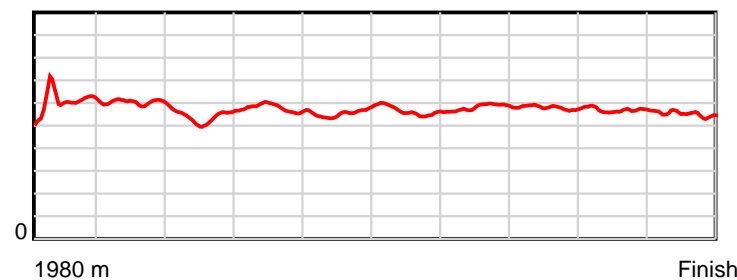
0.6 s Stride duration



20 m/sec Speed



100 % Stride efficiency



Note: Horizontal distance axis grid lines are 200m furlongs.

Disclaimer.

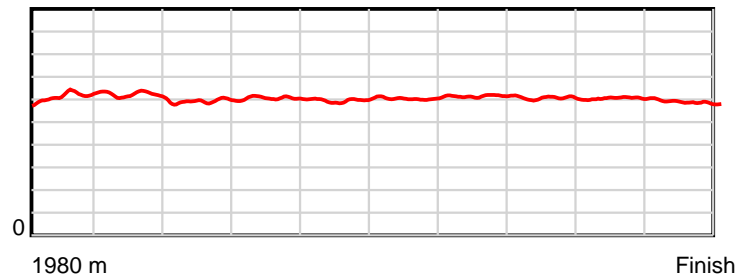
HRNZ and NZMTC and Thoroughbred Ratings Pty Ltd accepts no responsibility for the completeness or accuracy of any of the information contained herein, and makes no representations about its suitability for any particular purpose. Users should make their own judgements about those matters and/or seek independent advice. You assume all risks associated with use of the data provided on this page.

Race Results

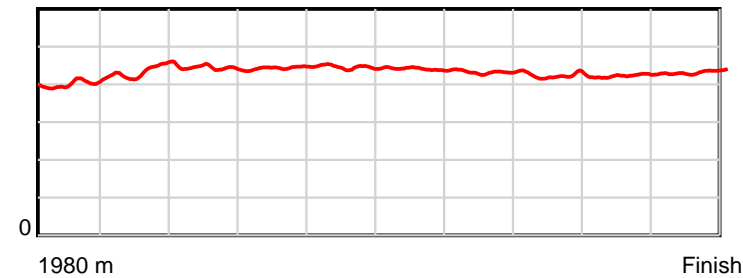
August 29, 2025, Race 3, MAIA HEALTH FOUNDATION MOBILE PACE, Distance 1980m, Addington - Survey 1980m

Result	TAB no.	Horse (Barrier)	1980 to	1800m to	1600m to	1400m to	1200m to	1000m to	800m to	600m to	400m to	200m to	Total or	Margin
3rd	8	Action Major (8)	1800m	1600m	1400m	1200m	1000m	800m	600m	400m	200m	WP	Average	
		Position in running (margin)	-	4(1.8)	5(5.0)	6(8.0)	6(6.6)	6(8.0)	5(5.6)	5(4.3)	4(5.5)	4(7.3)		5.20
		Sectional time (s)	11.88	14.38	14.95	14.60	15.47	15.31	14.11	14.43	14.10	14.76		
		Cumulative time (s)	143.99	132.11	117.73	102.78	88.18	72.71	57.40	43.29	28.86	14.76	2:23.99	
		Speed (m/s)	15.15	13.91	13.38	13.70	12.93	13.06	14.17	13.86	14.18	13.55	13.75	
		Stride length (m)	6.06	6.06	5.92	6.08	5.77	5.76	6.13	5.85	6.01	5.87	5.95	
		Stride duration (s)	0.401	0.436	0.443	0.443	0.446	0.441	0.432	0.422	0.424	0.433	0.432	
		Stride efficiency (%)	57.47	57.48	54.84	57.68	51.96	51.78	58.69	53.44	56.44	53.84	55.26	
		Stride count	29.68	32.98	33.76	32.92	34.69	34.74	32.64	34.20	33.28	34.07	332.96	

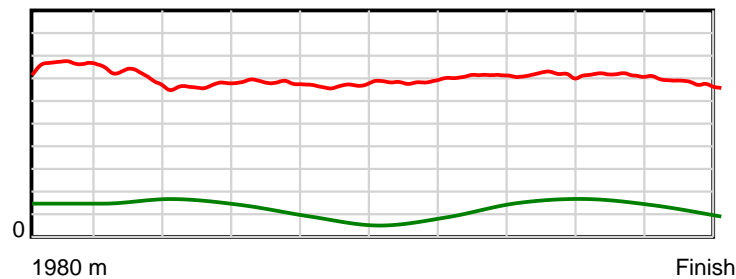
10 m Stride length



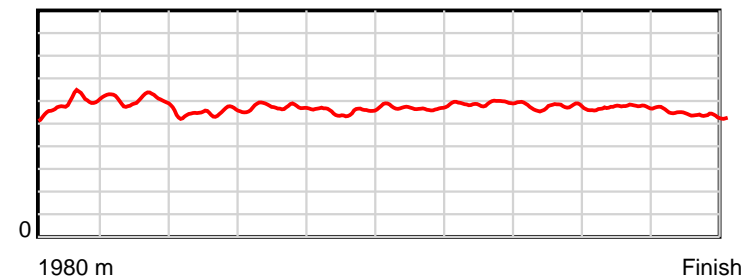
0.6 s Stride duration



20 m/sec Speed



100 % Stride efficiency



Note: Horizontal distance axis grid lines are 200m furlongs.

Disclaimer.

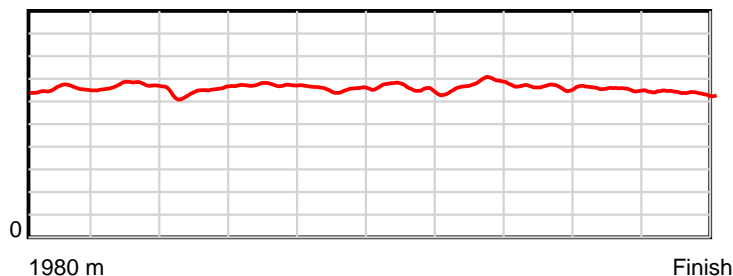
HRNZ and NZMTC and Thoroughbred Ratings Pty Ltd accepts no responsibility for the completeness or accuracy of any of the information contained herein, and makes no representations about its suitability for any particular purpose. Users should make their own judgements about those matters and/or seek independent advice. You assume all risks associated with use of the data provided on this page.

Race Results

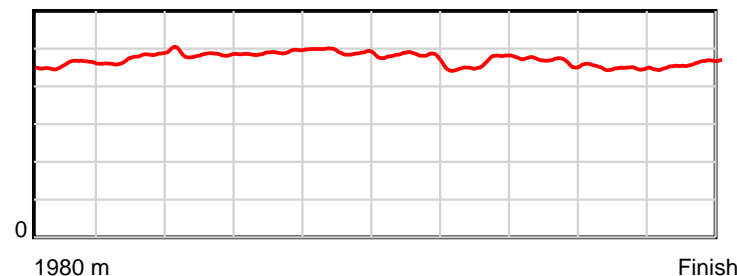
August 29, 2025, Race 3, MAIA HEALTH FOUNDATION MOBILE PACE, Distance 1980m, Addington - Survey 1980m

Result	TAB no.	Horse (Barrier)	1980 to	1800m to	1600m to	1400m to	1200m to	1000m to	800m to	600m to	400m to	200m to	Total or	Margin
4th	6	Heaven's Mark (6)	1800m	1600m	1400m	1200m	1000m	800m	600m	400m	200m	WP	Average	
		Position in running (margin)	-	10(7.8)	9(11.3)	10(13.9)	10(13.0)	10(14.3)	10(12.0)	9(8.3)	9(9.3)	5(9.1)		5.60
		Sectional time (s)	13.02	14.44	14.89	14.67	15.46	15.32	13.72	14.39	13.75	14.41		
		Cumulative time (s)	144.07	131.05	116.61	101.72	87.05	71.59	56.27	42.55	28.16	14.41	2:24.07	
		Speed (m/s)	13.83	13.85	13.43	13.63	12.94	13.05	14.58	13.90	14.55	13.88	13.74	
		Stride length (m)	6.46	6.59	6.52	6.68	6.35	6.23	6.77	6.48	6.50	6.40	6.50	
		Stride duration (s)	0.458	0.476	0.486	0.490	0.491	0.477	0.464	0.466	0.447	0.461	0.473	
		Stride efficiency (%)	65.11	67.95	66.50	69.72	63.09	60.62	71.57	65.61	65.97	64.10	65.93	
		Stride count	27.88	30.33	30.66	29.94	31.48	32.11	29.55	30.87	30.78	31.23	304.83	

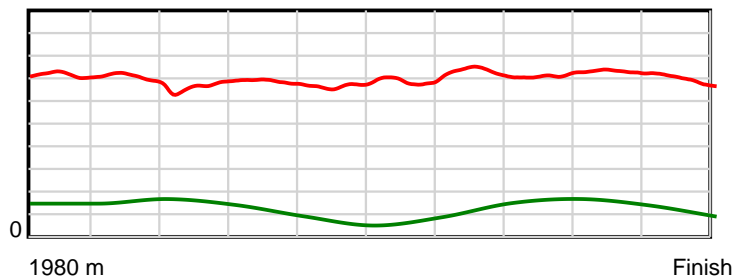
10 m Stride length



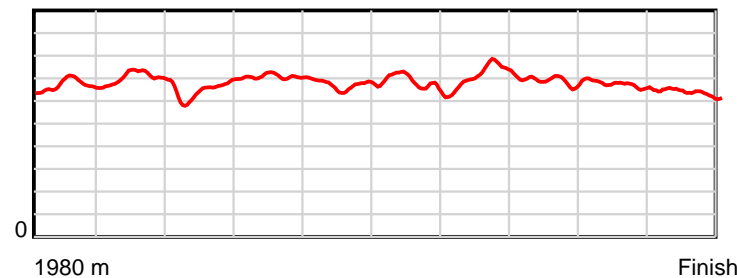
0.6 s Stride duration



20 m/sec Speed



100 % Stride efficiency



Note: Horizontal distance axis grid lines are 200m furlongs.

Disclaimer.

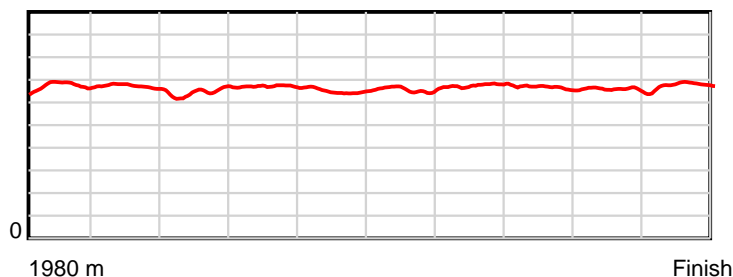
HRNZ and NZMTC and Thoroughbred Ratings Pty Ltd accepts no responsibility for the completeness or accuracy of any of the information contained herein, and makes no representations about its suitability for any particular purpose. Users should make their own judgements about those matters and/or seek independent advice. You assume all risks associated with use of the data provided on this page.

Race Results

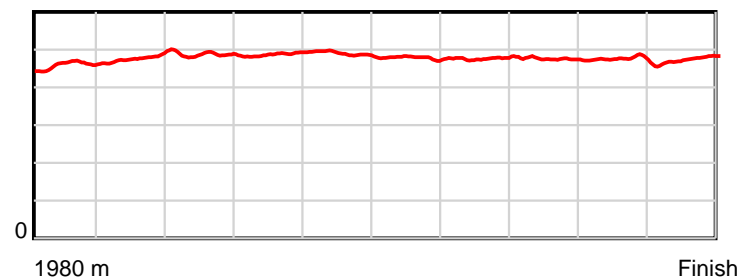
August 29, 2025, Race 3, MAIA HEALTH FOUNDATION MOBILE PACE, Distance 1980m, Addington - Survey 1980m

Result	TAB no.	Horse (Barrier)	1980 to	1800m to	1600m to	1400m to	1200m to	1000m to	800m to	600m to	400m to	200m to	Total or	Margin
5th	4	Matai Harry (4)	1800m	1600m	1400m	1200m	1000m	800m	600m	400m	200m	WP	Average	
		Position in running (margin)	-	8(6.2)	10(11.7)	9(12.8)	9(11.3)	9(11.9)	9(10.5)	10(9.4)	10(12.1)	10(12.9)		6.10
		Sectional time (s)	12.63	14.78	14.63	14.57	15.34	15.48	14.15	14.67	13.93	13.98		
		Cumulative time (s)	144.16	131.53	116.75	102.12	87.55	72.21	56.73	42.58	27.91	13.98	2:24.16	
		Speed (m/s)	14.25	13.53	13.67	13.73	13.04	12.92	14.13	13.63	14.36	14.31	13.73	
		Stride length (m)	6.66	6.47	6.65	6.68	6.38	6.18	6.73	6.47	6.80	6.80	6.58	
		Stride duration (s)	0.460	0.478	0.486	0.487	0.489	0.478	0.476	0.475	0.474	0.475	0.479	
		Stride efficiency (%)	69.34	65.45	69.06	69.82	63.53	59.70	70.74	65.39	72.30	72.28	67.56	
		Stride count	27.02	30.90	30.09	29.92	31.37	32.36	29.73	30.92	29.40	29.41	301.12	

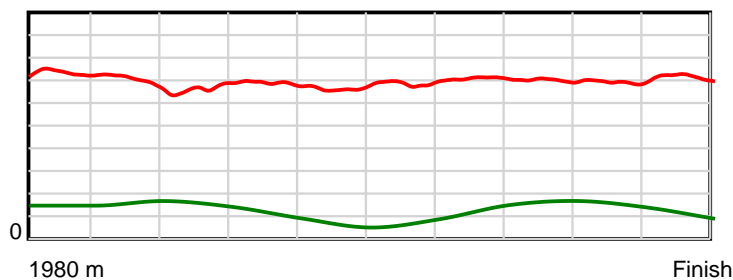
10 m Stride length



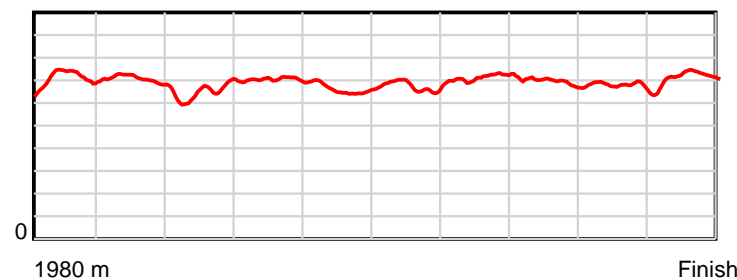
0.6 s Stride duration



20 m/sec Speed



100 % Stride efficiency



Note: Horizontal distance axis grid lines are 200m furlongs.

Disclaimer.

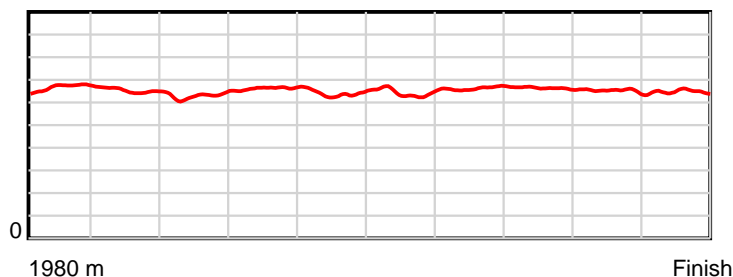
HRNZ and NZMTC and Thoroughbred Ratings Pty Ltd accepts no responsibility for the completeness or accuracy of any of the information contained herein, and makes no representations about its suitability for any particular purpose. Users should make their own judgements about those matters and/or seek independent advice. You assume all risks associated with use of the data provided on this page.

Race Results

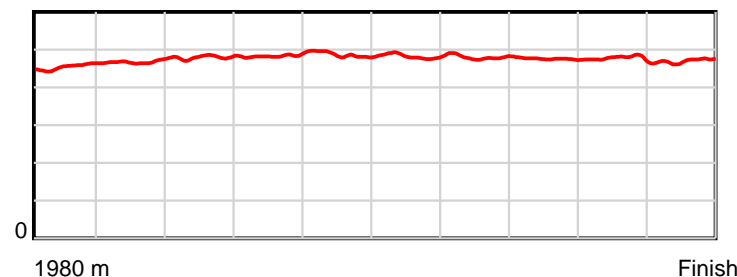
August 29, 2025, Race 3, MAIA HEALTH FOUNDATION MOBILE PACE, Distance 1980m, Addington - Survey 1980m

Result	TAB no.	Horse (Barrier)	1980 to	1800m to	1600m to	1400m to	1200m to	1000m to	800m to	600m to	400m to	200m to	Total or	Margin
6th	11	The Bettor Maj... (0)	1800m	1600m	1400m	1200m	1000m	800m	600m	400m	200m	WP	Average	
		Position in running (margin)	-	9(7.7)	8(10.4)	8(11.2)	7(8.7)	7(8.8)	7(7.7)	8(7.8)	8(8.8)	8(10.3)		6.30
		Sectional time (s)	12.94	14.31	14.58	14.40	15.26	15.52	14.35	14.40	14.04	14.39		
		Cumulative time (s)	144.19	131.25	116.94	102.36	87.96	72.70	57.18	42.83	28.43	14.39	2:24.19	
		Speed (m/s)	13.91	13.98	13.72	13.89	13.11	12.89	13.94	13.89	14.25	13.90	13.73	
		Stride length (m)	6.64	6.54	6.58	6.71	6.38	6.22	6.69	6.60	6.79	6.55	6.57	
		Stride duration (s)	0.455	0.468	0.480	0.483	0.487	0.483	0.480	0.475	0.477	0.471	0.478	
		Stride efficiency (%)	68.92	66.87	67.68	70.40	63.54	60.49	69.85	68.16	72.11	67.13	67.38	
		Stride count	27.10	30.57	30.39	29.80	31.36	32.15	29.91	30.28	29.44	30.52	301.52	

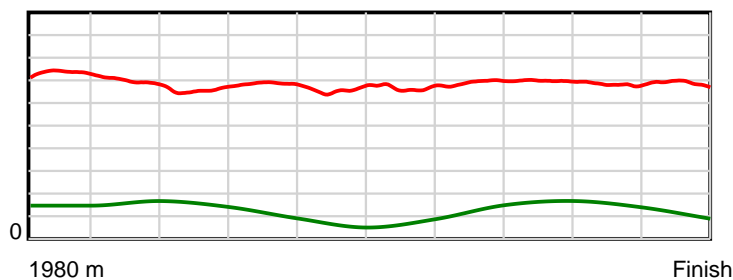
10 m Stride length



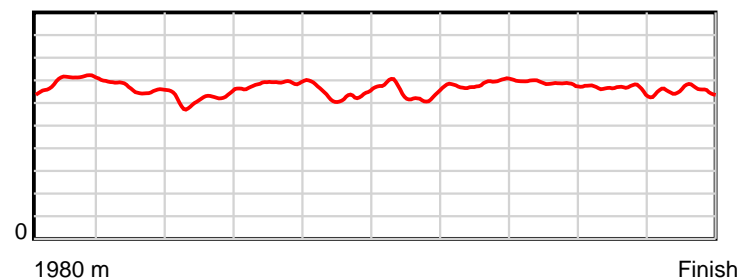
0.6 s Stride duration



20 m/sec Speed



100 % Stride efficiency



Note: Horizontal distance axis grid lines are 200m furlongs.

Disclaimer.

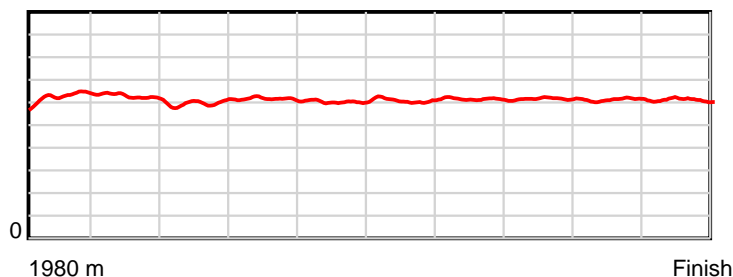
HRNZ and NZMTC and Thoroughbred Ratings Pty Ltd accepts no responsibility for the completeness or accuracy of any of the information contained herein, and makes no representations about its suitability for any particular purpose. Users should make their own judgements about those matters and/or seek independent advice. You assume all risks associated with use of the data provided on this page.

Race Results

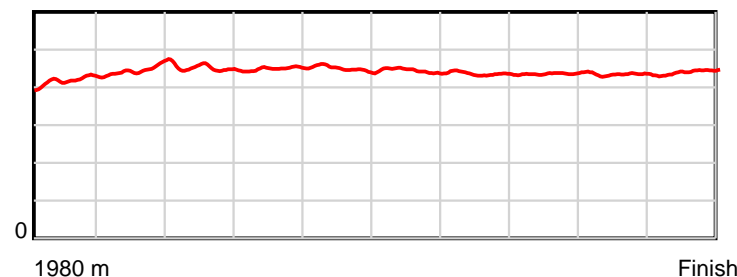
August 29, 2025, Race 3, MAIA HEALTH FOUNDATION MOBILE PACE, Distance 1980m, Addington - Survey 1980m

Result	TAB no.	Horse (Barrier)	1980 to	1800m to	1600m to	1400m to	1200m to	1000m to	800m to	600m to	400m to	200m to	Total or	Margin
7th	2	Dave Duley (2)	1800m	1600m	1400m	1200m	1000m	800m	600m	400m	200m	WP	Average	
		Position in running (margin)	-	6(4.1)	7(8.0)	7(9.9)	8(8.7)	8(9.5)	8(7.7)	7(6.9)	7(8.3)	7(10.2)		6.40
		Sectional time (s)	12.41	14.50	14.77	14.62	15.37	15.41	14.20	14.46	14.11	14.37		
		Cumulative time (s)	144.22	131.81	117.31	102.54	87.92	72.55	57.14	42.94	28.48	14.37	2:24.22	
		Speed (m/s)	14.51	13.79	13.54	13.68	13.01	12.98	14.08	13.83	14.17	13.92	13.73	
		Stride length (m)	6.22	6.17	6.10	6.14	5.84	5.77	6.14	6.03	6.15	6.14	6.07	
		Stride duration (s)	0.420	0.448	0.451	0.449	0.449	0.444	0.436	0.436	0.434	0.441	0.442	
		Stride efficiency (%)	60.53	59.56	58.19	58.99	53.38	51.96	58.86	56.90	59.02	58.88	57.50	
		Stride count	28.92	32.40	32.78	32.55	34.22	34.68	32.59	33.14	32.54	32.58	326.40	

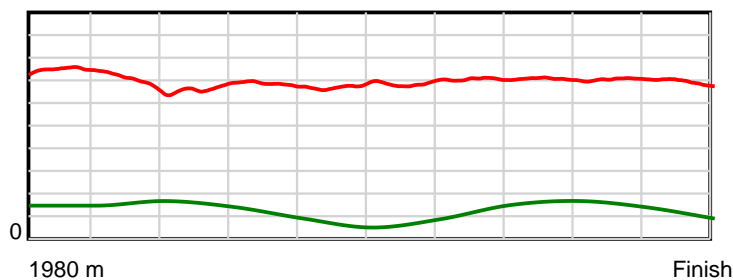
10 m Stride length



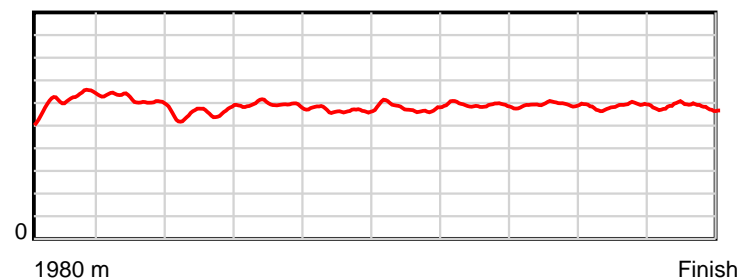
0.6 s Stride duration



20 m/sec Speed



100 % Stride efficiency



Note: Horizontal distance axis grid lines are 200m furlongs.

Disclaimer.

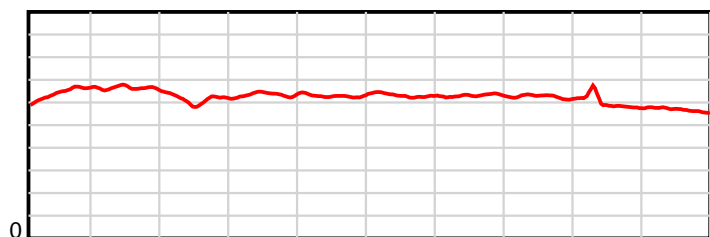
HRNZ and NZMTC and Thoroughbred Ratings Pty Ltd accepts no responsibility for the completeness or accuracy of any of the information contained herein, and makes no representations about its suitability for any particular purpose. Users should make their own judgements about those matters and/or seek independent advice. You assume all risks associated with use of the data provided on this page.

Race Results

August 29, 2025, Race 3, MAIA HEALTH FOUNDATION MOBILE PACE, Distance 1980m, Addington - Survey 1980m

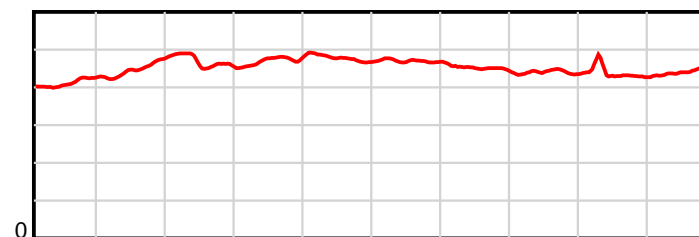
Result	TAB no.	Horse (Barrier)	1980 to	1800m to	1600m to	1400m to	1200m to	1000m to	800m to	600m to	400m to	200m to	Total or	Margin
8th	3	Trump Card (3)	1800m	1600m	1400m	1200m	1000m	800m	600m	400m	200m	WP	Average	
		Position in running (margin)	-	2(1.0)	1(0.0)	2(2.3)	2(2.1)	2(2.9)	2(2.1)	2(2.0)	2(2.0)	2(4.4)		7.20
		Sectional time (s)	11.68	13.69	14.84	14.79	15.37	15.57	14.33	14.21	14.20	15.69		
		Cumulative time (s)	144.37	132.69	119.00	104.16	89.37	74.00	58.43	44.10	29.89	15.69	2:24.37	
		Speed (m/s)	15.41	14.61	13.48	13.52	13.01	12.85	13.96	14.07	14.08	12.75	13.71	
		Stride length (m)	6.37	6.57	6.31	6.37	6.21	6.04	6.27	6.19	6.13	5.65	6.20	
		Stride duration (s)	0.413	0.450	0.468	0.471	0.477	0.470	0.449	0.440	0.435	0.443	0.452	
		Stride efficiency (%)	63.43	67.38	62.26	63.31	60.33	57.05	61.45	59.83	58.67	49.81	60.06	
		Stride count	28.25	30.46	31.69	31.42	32.19	33.10	31.89	32.32	32.64	35.43	319.39	

10 m Stride length



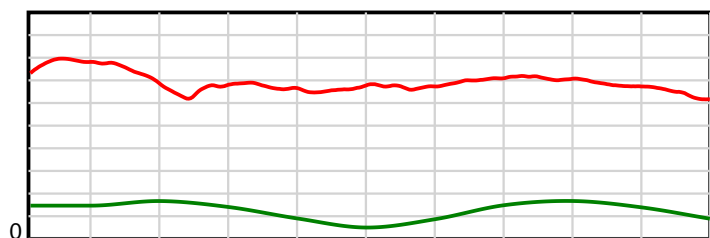
1980 m Finish

0.6 s Stride duration



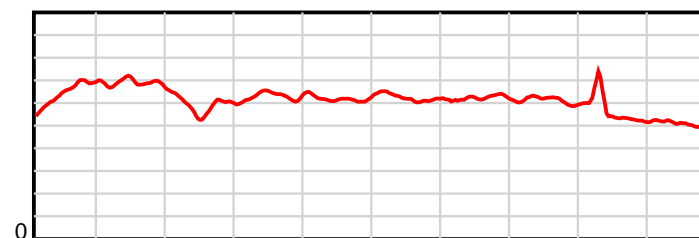
1980 m Finish

20 m/sec Speed



1980 m Finish

100 % Stride efficiency



1980 m Finish

Note: Horizontal distance axis grid lines are 200m furlongs.

Disclaimer.

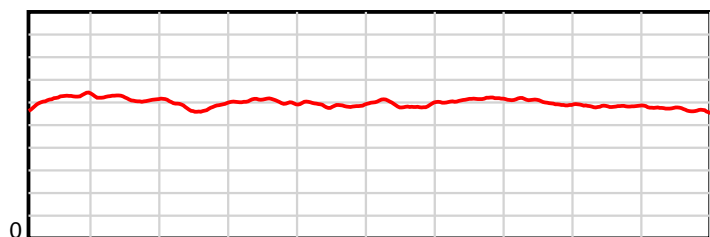
HRNZ and NZMTC and Thoroughbred Ratings Pty Ltd accepts no responsibility for the completeness or accuracy of any of the information contained herein, and makes no representations about its suitability for any particular purpose. Users should make their own judgements about those matters and/or seek independent advice. You assume all risks associated with use of the data provided on this page.

Race Results

August 29, 2025, Race 3, MAIA HEALTH FOUNDATION MOBILE PACE, Distance 1980m, Addington - Survey 1980m

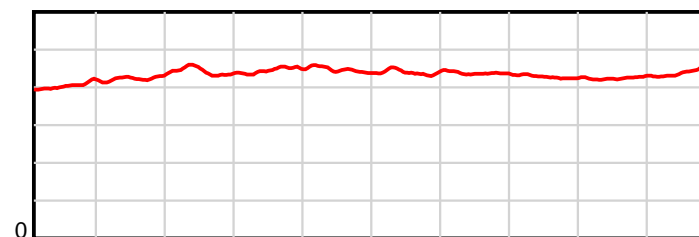
Result	TAB no.	Horse (Barrier)	1980 to	1800m to	1600m to	1400m to	1200m to	1000m to	800m to	600m to	400m to	200m to	Total or	Margin
9th	10	Stickifingers (9)	1800m	1600m	1400m	1200m	1000m	800m	600m	400m	200m	WP	Average	
		Position in running (margin)	-	7(4.6)	6(5.5)	5(7.0)	5(6.5)	5(7.2)	6(5.7)	6(5.5)	6(7.4)	6(9.7)		12.70
		Sectional time (s)	12.26	14.01	14.72	14.73	15.36	15.45	14.30	14.54	14.18	15.87		
		Cumulative time (s)	145.42	133.16	119.15	104.43	89.70	74.34	58.89	44.59	30.05	15.87	2:25.42	
		Speed (m/s)	14.68	14.28	13.59	13.58	13.02	12.94	13.99	13.76	14.10	12.60	13.62	
		Stride length (m)	6.11	6.07	6.02	6.05	5.82	5.70	6.11	5.88	5.98	5.65	5.93	
		Stride duration (s)	0.406	0.425	0.443	0.445	0.447	0.440	0.437	0.428	0.424	0.448	0.436	
		Stride efficiency (%)	58.27	57.50	56.58	57.14	52.90	50.75	58.27	54.05	55.95	49.92	54.98	
		Stride count	29.48	32.97	33.24	33.08	34.37	35.10	32.75	34.01	33.43	35.38	333.81	

10 m Stride length



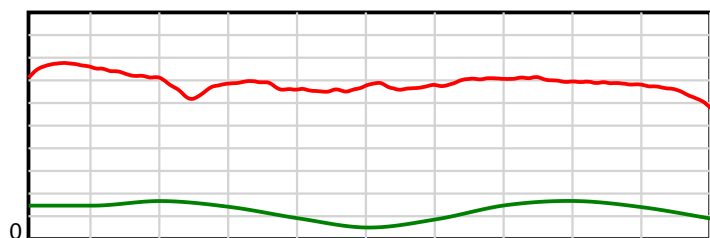
1980 m Finish

0.6 s Stride duration



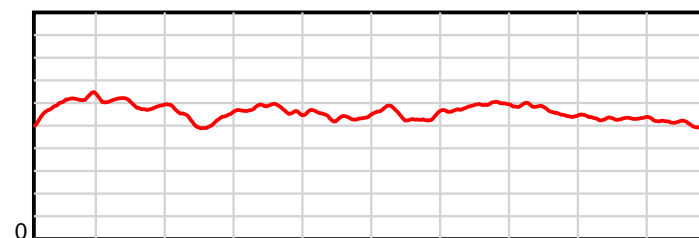
1980 m Finish

20 m/sec Speed



1980 m Finish

100 % Stride efficiency



1980 m Finish

Note: Horizontal distance axis grid lines are 200m furlongs.

Disclaimer.

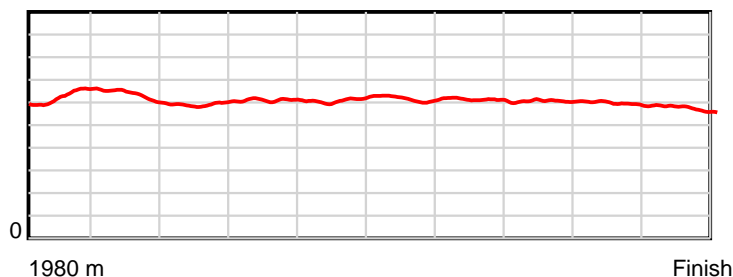
HRNZ and NZMTC and Thoroughbred Ratings Pty Ltd accepts no responsibility for the completeness or accuracy of any of the information contained herein, and makes no representations about its suitability for any particular purpose. Users should make their own judgements about those matters and/or seek independent advice. You assume all risks associated with use of the data provided on this page.

Race Results

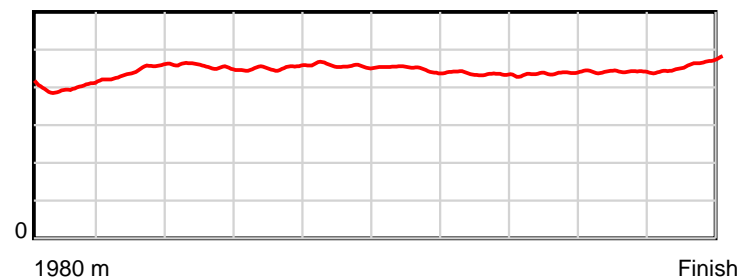
August 29, 2025, Race 3, MAIA HEALTH FOUNDATION MOBILE PACE, Distance 1980m, Addington - Survey 1980m

Result	TAB no.	Horse (Barrier)	1980 to	1800m to	1600m to	1400m to	1200m to	1000m to	800m to	600m to	400m to	200m to	Total or	Margin
10th	7	Mystery Beach (7)	1800m	1600m	1400m	1200m	1000m	800m	600m	400m	200m	WP	Average	
		Position in running (margin)	-	1(0.0)	2(2.0)	4(5.9)	3(4.8)	4(6.0)	4(4.3)	3(3.2)	5(6.0)	9(10.4)		15.50
		Sectional time (s)	11.64	14.19	15.10	14.62	15.46	15.41	14.15	14.70	14.53	16.14		
		Cumulative time (s)	145.94	134.30	120.11	105.01	90.39	74.93	59.52	45.37	30.67	16.14	2:25.94	
		Speed (m/s)	15.47	14.09	13.25	13.68	12.94	12.98	14.13	13.61	13.76	12.39	13.57	
		Stride length (m)	6.20	6.26	6.03	6.18	5.92	5.81	6.14	5.96	6.07	5.72	6.02	
		Stride duration (s)	0.399	0.444	0.455	0.451	0.457	0.448	0.435	0.438	0.441	0.462	0.444	
		Stride efficiency (%)	60.01	61.19	56.84	59.59	54.70	52.82	59.00	55.59	57.56	51.14	56.68	
		Stride count	29.05	31.96	33.16	32.39	33.80	34.40	32.55	33.53	32.95	34.96	328.75	

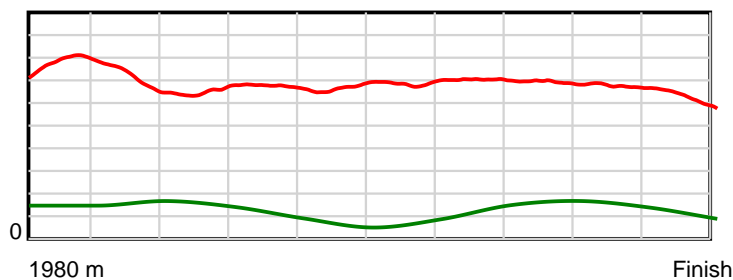
10 m Stride length



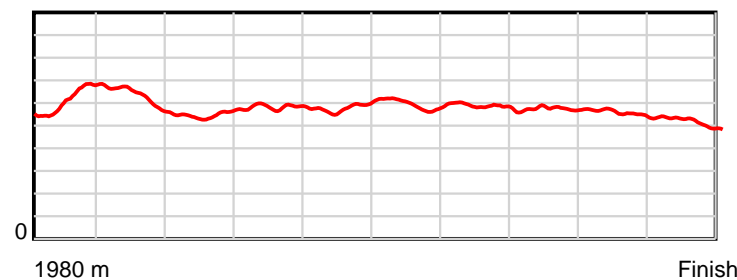
0.6 s Stride duration



20 m/sec Speed



100 % Stride efficiency



Note: Horizontal distance axis grid lines are 200m furlongs.

Disclaimer.

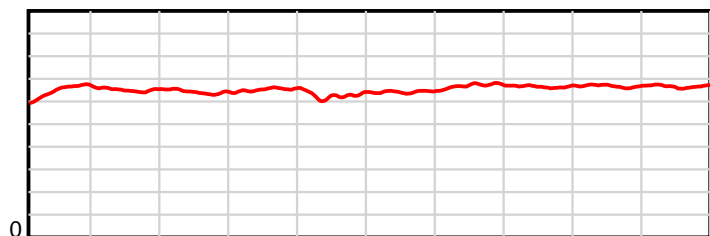
HRNZ and NZMTC and Thoroughbred Ratings Pty Ltd accepts no responsibility for the completeness or accuracy of any of the information contained herein, and makes no representations about its suitability for any particular purpose. Users should make their own judgements about those matters and/or seek independent advice. You assume all risks associated with use of the data provided on this page.

Race Results

August 29, 2025, Race 4, ARK FINANCIAL GROUP 2YO MOBILE TROT, Distance 1980m, Addington - Survey 1980m

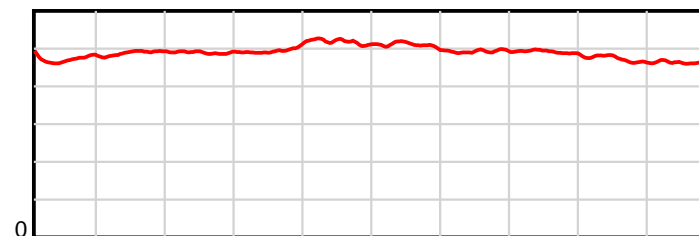
Result	TAB no.	Horse (Barrier)	1980 to	1800m to	1600m to	1400m to	1200m to	1000m to	800m to	600m to	400m to	200m to	Total or	Margin
1st	2	Landman (1)	1800m	1600m	1400m	1200m	1000m	800m	600m	400m	200m	WP	Average	
		Position in running (margin)	-	1(0.0)	1(0.0)	1(0.0)	1(0.0)	1(0.0)	1(0.0)	1(0.0)	1(0.0)	1(0.0)		0.00
		Sectional time (s)	13.28	15.29	15.14	15.35	16.85	16.27	14.93	14.92	14.15	14.42		
		Cumulative time (s)	150.60	137.32	122.03	106.89	91.54	74.69	58.42	43.49	28.57	14.42	2:30.60	
		Speed (m/s)	13.56	13.08	13.21	13.03	11.87	12.29	13.40	13.40	14.13	13.87	13.15	
		Stride length (m)	6.47	6.39	6.47	6.47	6.14	6.25	6.60	6.57	6.67	6.51	6.45	
		Stride duration (s)	0.472	0.489	0.490	0.496	0.518	0.509	0.492	0.491	0.472	0.470	0.491	
		Stride efficiency (%)	65.33	63.91	65.40	65.36	58.98	61.06	67.97	67.54	69.43	66.26	65.02	
		Stride count	27.84	31.27	30.92	30.93	32.55	32.00	30.32	30.42	30.00	30.71	306.96	

10 m Stride length



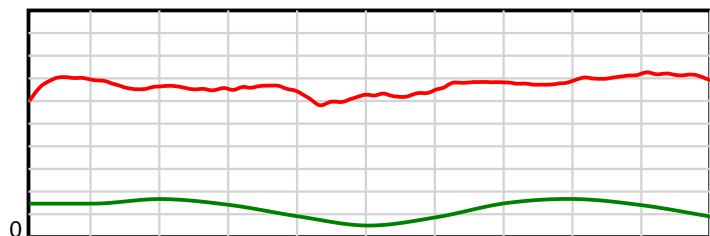
1980 m Finish

0.6 s Stride duration



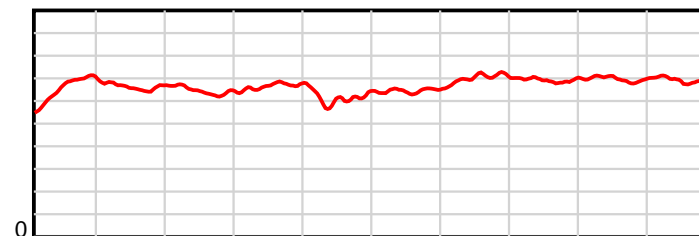
1980 m Finish

20 m/sec Speed



1980 m Finish

100 % Stride efficiency



1980 m Finish

Note: Horizontal distance axis grid lines are 200m furlongs.

Disclaimer.

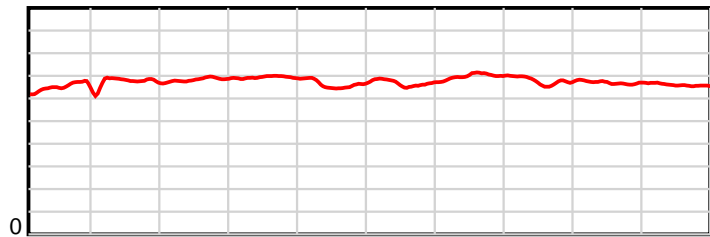
HRNZ and NZMTC and Thoroughbred Ratings Pty Ltd accepts no responsibility for the completeness or accuracy of any of the information contained herein, and makes no representations about its suitability for any particular purpose. Users should make their own judgements about those matters and/or seek independent advice. You assume all risks associated with use of the data provided on this page.

Race Results

August 29, 2025, Race 4, ARK FINANCIAL GROUP 2YO MOBILE TROT, Distance 1980m, Addington - Survey 1980m

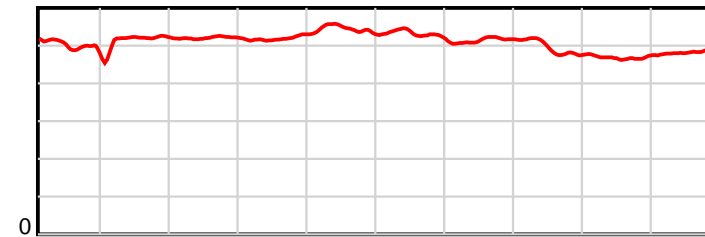
Result	TAB no.	Horse (Barrier)	1980 to	1800m to	1600m to	1400m to	1200m to	1000m to	800m to	600m to	400m to	200m to	Total or	Margin
2nd	5	Tatanka (4)	1800m	1600m	1400m	1200m	1000m	800m	600m	400m	200m	WP	Average	
		Position in running (margin)	-	3(5.6)	3(6.9)	3(6.6)	3(5.3)	3(4.1)	3(4.2)	3(3.7)	3(3.2)	2(3.0)		6.00
		Sectional time (s)	14.46	15.50	15.10	15.12	16.65	16.29	14.85	14.85	14.11	14.82		
		Cumulative time (s)	151.75	137.29	121.79	106.69	91.57	74.92	58.63	43.78	28.93	14.82	2:31.75	
		Speed (m/s)	12.45	12.90	13.25	13.23	12.01	12.28	13.47	13.47	14.17	13.50	13.05	
		Stride length (m)	6.39	6.72	6.90	6.87	6.53	6.51	6.93	6.63	6.64	6.58	6.67	
		Stride duration (s)	0.492	0.521	0.521	0.520	0.544	0.530	0.514	0.492	0.468	0.488	0.511	
		Stride efficiency (%)	63.84	70.65	74.29	73.75	66.65	66.18	75.04	68.60	68.80	67.67	69.47	
		Stride count	28.16	29.74	29.01	29.11	30.62	30.73	28.86	30.19	30.14	30.39	296.95	

10 m Stride length



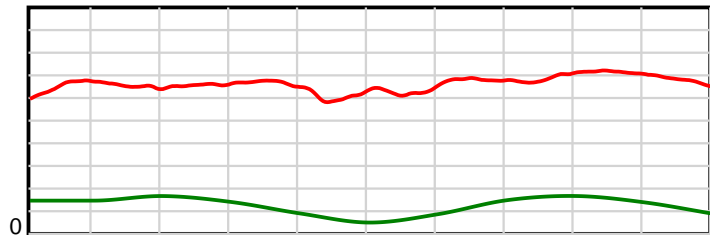
1980 m Finish

0.6 s Stride duration



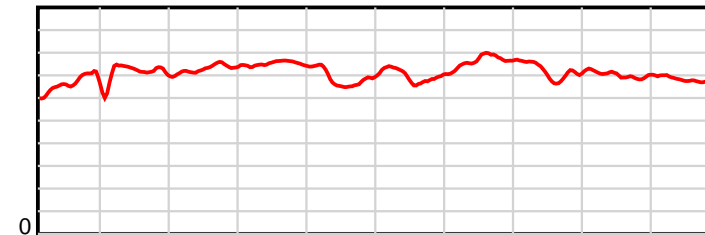
1980 m Finish

20 m/sec Speed



1980 m Finish

100 % Stride efficiency



1980 m Finish

Note: Horizontal distance axis grid lines are 200m furlongs.

Disclaimer.

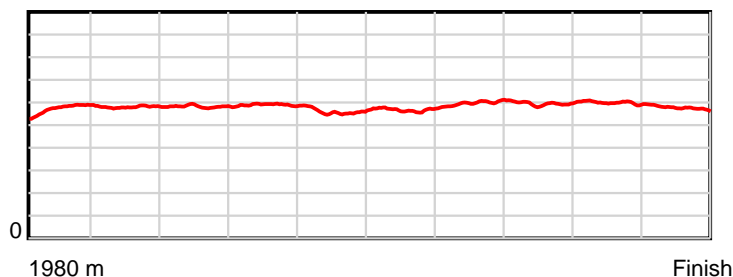
HRNZ and NZMTC and Thoroughbred Ratings Pty Ltd accepts no responsibility for the completeness or accuracy of any of the information contained herein, and makes no representations about its suitability for any particular purpose. Users should make their own judgements about those matters and/or seek independent advice. You assume all risks associated with use of the data provided on this page.

Race Results

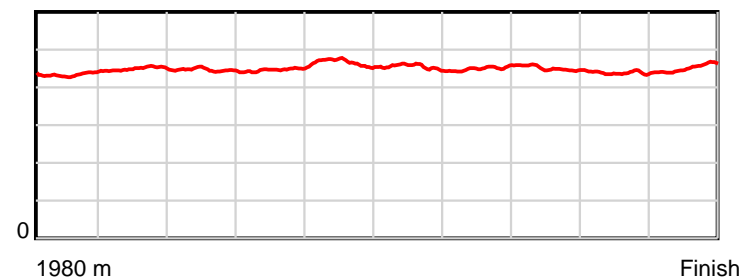
August 29, 2025, Race 4, ARK FINANCIAL GROUP 2YO MOBILE TROT, Distance 1980m, Addington - Survey 1980m

Result	TAB no.	Horse (Barrier)	1980 to	1800m to	1600m to	1400m to	1200m to	1000m to	800m to	600m to	400m to	200m to	Total or	Margin
3rd	4	Regal Summit (3)	1800m	1600m	1400m	1200m	1000m	800m	600m	400m	200m	WP	Average	
		Position in running (margin)	-	2(3.0)	2(4.5)	2(4.5)	2(3.4)	2(1.9)	2(1.7)	2(1.9)	2(2.5)	3(4.1)		11.40
		Sectional time (s)	13.84	15.54	15.14	15.15	16.60	16.25	14.96	15.03	14.41	15.85		
		Cumulative time (s)	152.77	138.93	123.39	108.25	93.10	76.50	60.25	45.29	30.26	15.85	2:32.77	
		Speed (m/s)	13.01	12.87	13.21	13.20	12.05	12.31	13.37	13.31	13.88	12.62	12.96	
		Stride length (m)	5.72	5.78	5.89	5.89	5.60	5.59	6.02	5.98	6.07	5.70	5.82	
		Stride duration (s)	0.434	0.449	0.446	0.446	0.465	0.454	0.450	0.450	0.438	0.452	0.449	
		Stride efficiency (%)	51.04	52.17	54.20	54.21	49.09	48.76	56.67	55.93	57.59	50.84	52.95	
		Stride count	31.50	34.61	33.96	33.96	35.68	35.80	33.21	33.43	32.94	35.06	340.15	

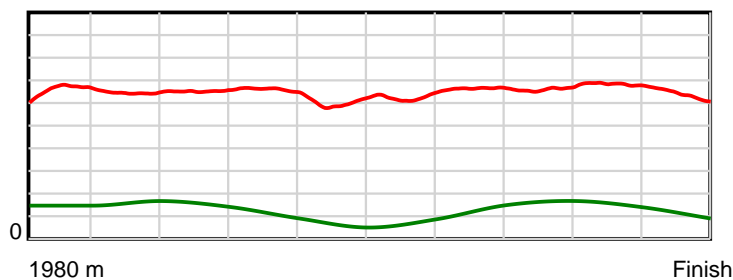
10 m Stride length



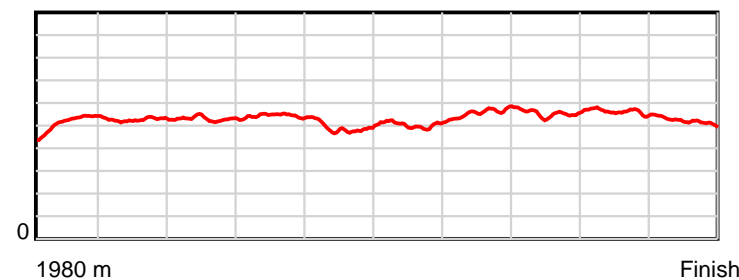
0.6 s Stride duration



20 m/sec Speed



100 % Stride efficiency



Note: Horizontal distance axis grid lines are 200m furlongs.

Disclaimer.

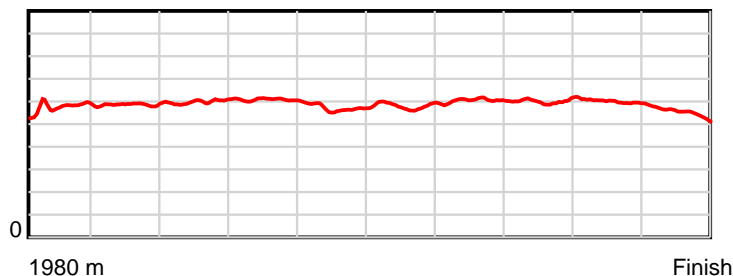
HRNZ and NZMTC and Thoroughbred Ratings Pty Ltd accepts no responsibility for the completeness or accuracy of any of the information contained herein, and makes no representations about its suitability for any particular purpose. Users should make their own judgements about those matters and/or seek independent advice. You assume all risks associated with use of the data provided on this page.

Race Results

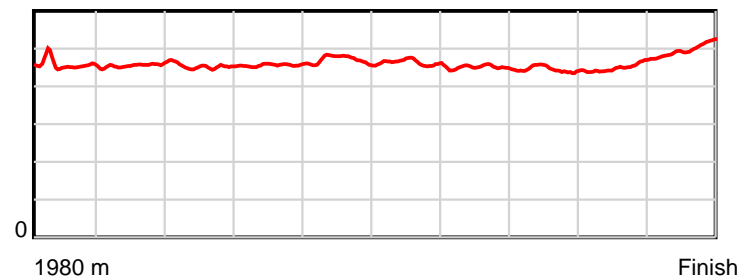
August 29, 2025, Race 4, ARK FINANCIAL GROUP 2YO MOBILE TROT, Distance 1980m, Addington - Survey 1980m

Result	TAB no.	Horse (Barrier)	1980 to	1800m to	1600m to	1400m to	1200m to	1000m to	800m to	600m to	400m to	200m to	Total or	Margin
4th	3	Miss Moneypenn... (2)	1800m	1600m	1400m	1200m	1000m	800m	600m	400m	200m	WP	Average	
		Position in running (margin)	-	4(10.0)	4(12.2)	4(10.8)	4(8.4)	4(7.2)	4(6.9)	4(6.7)	4(6.0)	4(11.5)		31.40
		Sectional time (s)	15.10	15.65	14.91	14.95	16.66	16.22	14.90	14.81	15.07	18.30		
		Cumulative time (s)	156.57	141.47	125.82	110.91	95.96	79.30	63.08	48.18	33.37	18.30	2:36.57	
		Speed (m/s)	11.92	12.78	13.41	13.38	12.00	12.33	13.42	13.50	13.27	10.93	12.65	
		Stride length (m)	5.74	5.83	6.07	6.10	5.64	5.71	6.03	6.01	5.98	5.47	5.85	
		Stride duration (s)	0.455	0.456	0.452	0.456	0.470	0.463	0.450	0.445	0.450	0.501	0.463	
		Stride efficiency (%)	51.42	53.12	57.48	58.21	49.75	50.95	56.87	56.35	55.86	46.74	53.50	
		Stride count	31.38	34.30	32.98	32.77	35.45	35.03	33.15	33.30	33.45	36.57	338.38	

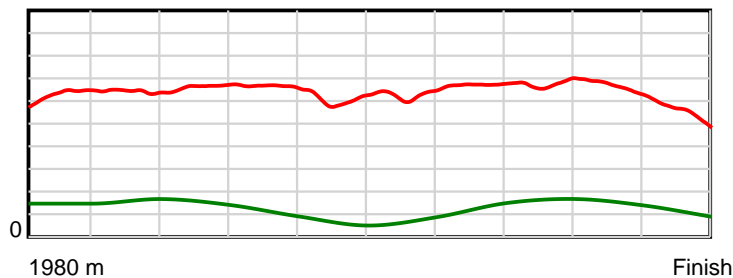
10 m Stride length



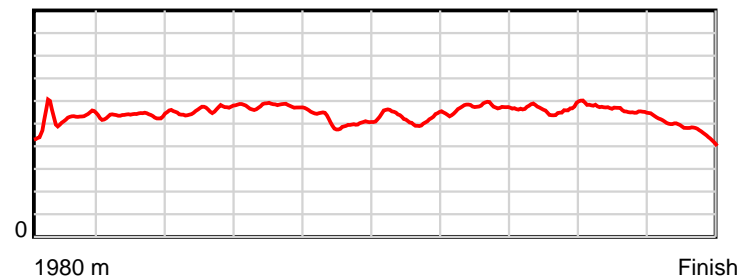
0.6 s Stride duration



20 m/sec Speed



100 % Stride efficiency



Note: Horizontal distance axis grid lines are 200m furlongs.

Disclaimer.

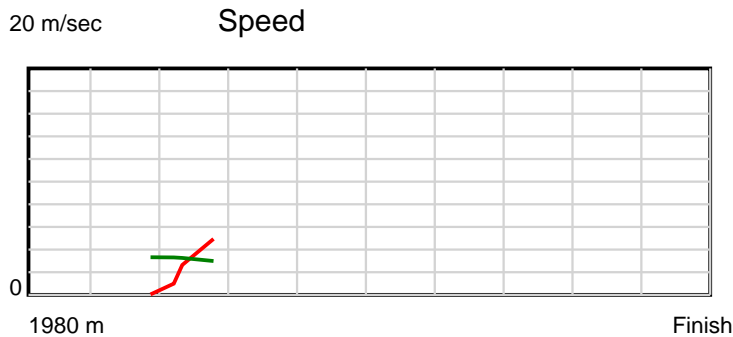
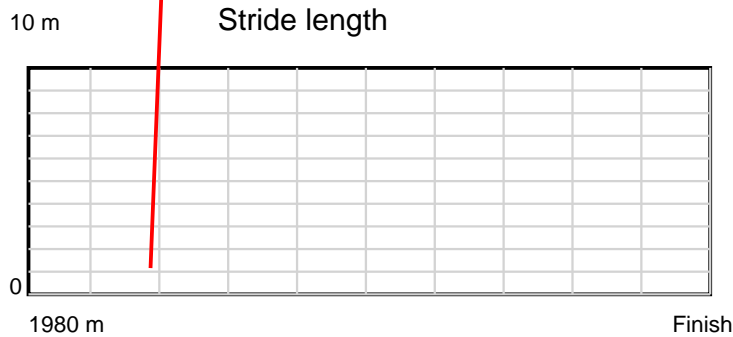
HRNZ and NZMTC and Thoroughbred Ratings Pty Ltd accepts no responsibility for the completeness or accuracy of any of the information contained herein, and makes no representations about its suitability for any particular purpose. Users should make their own judgements about those matters and/or seek independent advice. You assume all risks associated with use of the data provided on this page.



Race Results

August 29, 2025, Race 5, , Distance 1980m, Addington - Survey 1980m

Result	TAB no.	Horse (Barrier)	1980 to	1800m to	1600m to	1400m to	1200m to	1000m to	800m to	600m to	400m to	200m to	Total or	Margin
1st	7	Jumal (7)	1800m	1600m	1400m	1200m	1000m	800m	600m	400m	200m	WP	Average	
		Position in running (margin)	-	1(0.0)	1(0.0)	1(0.0)	1(0.0)	1(0.0)	1(0.0)	1(0.0)	1(0.0)	1(0.0)		0.00
		Sectional time (s)	12.01	14.45	15.67	15.71	16.23	15.20	14.41	13.91	13.10	13.84		
		Cumulative time (s)	144.53	132.52	118.07	102.40	86.69	70.46	55.26	40.85	26.94	13.84	2:24.53	
		Speed (m/s)	14.99	13.84	12.76	12.73	12.32	13.16	13.88	14.38	15.27	14.45	13.70	
		Stride length (m)	0.00	2627.87	42.48	91.22	88.28	94.27	99.44	103.01	109.38	103.55	103.77	
		Stride duration (s)	0.000	189.880	3.328	7.165	7.165	7.165	7.165	7.165	7.165	7.165	7.575	
		Stride efficiency (%)	0.00	10791235.00	2819.45	13001.80	12178.25	13886.64	15453.54	16581.49	18695.21	16755.68	16828.18	
		Stride count	0.00	0.08	4.71	2.19	2.27	2.12	2.01	1.94	1.83	1.93	19.08	



Note: Horizontal distance axis grid lines are 200m furlongs.

Disclaimer.

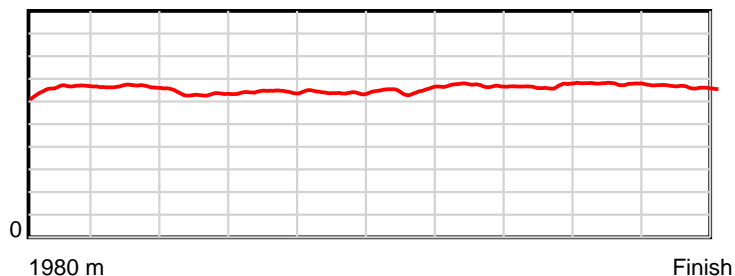
HRNZ and NZMTC and Thoroughbred Ratings Pty Ltd accepts no responsibility for the completeness or accuracy of any of the information contained herein, and makes no representations about its suitability for any particular purpose. Users should make their own judgements about those matters and/or seek independent advice. You assume all risks associated with use of the data provided on this page.

Race Results

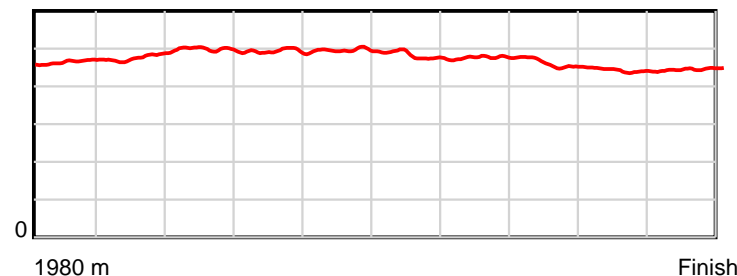
August 29, 2025, Race 5, , Distance 1980m, Addington - Survey 1980m

Result	TAB no.	Horse (Barrier)	1980 to	1800m to	1600m to	1400m to	1200m to	1000m to	800m to	600m to	400m to	200m to	Total or	Margin
2nd	4	Stumblin In (4)	1800m	1600m	1400m	1200m	1000m	800m	600m	400m	200m	WP	Average	
		Position in running (margin)	-	6(6.1)	6(7.3)	6(9.4)	6(7.1)	5(4.7)	5(4.2)	4(2.9)	4(3.2)	3(4.3)		1.90
		Sectional time (s)	13.10	14.66	16.01	15.34	15.82	15.12	14.19	13.95	13.29	13.41		
		Cumulative time (s)	144.89	131.79	117.13	101.12	85.78	69.96	54.84	40.65	26.70	13.41	2:24.89	
		Speed (m/s)	13.74	13.64	12.49	13.04	12.64	13.23	14.09	14.34	15.05	14.91	13.67	
		Stride length (m)	6.55	6.50	6.23	6.43	6.27	6.36	6.72	6.58	6.65	6.65	6.49	
		Stride duration (s)	0.466	0.476	0.498	0.493	0.496	0.481	0.477	0.459	0.442	0.445	0.475	
		Stride efficiency (%)	66.99	65.95	60.56	64.62	61.45	63.29	70.53	67.65	69.01	69.01	65.77	
		Stride count	27.49	30.79	32.13	31.10	31.89	31.43	29.77	30.40	30.10	30.10	305.20	

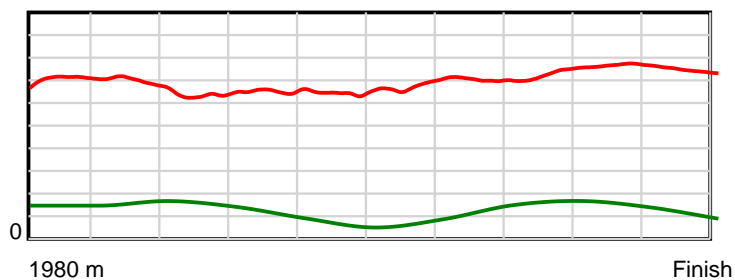
10 m Stride length



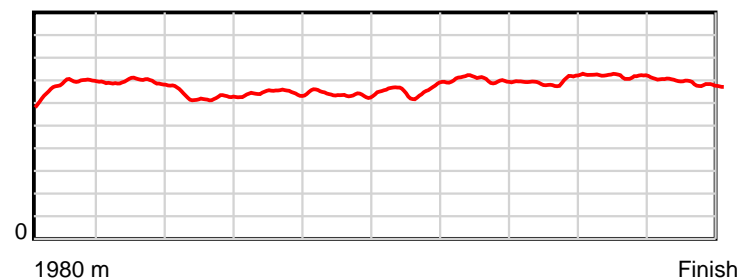
0.6 s Stride duration



20 m/sec Speed



100 % Stride efficiency



Note: Horizontal distance axis grid lines are 200m furlongs.

Disclaimer.

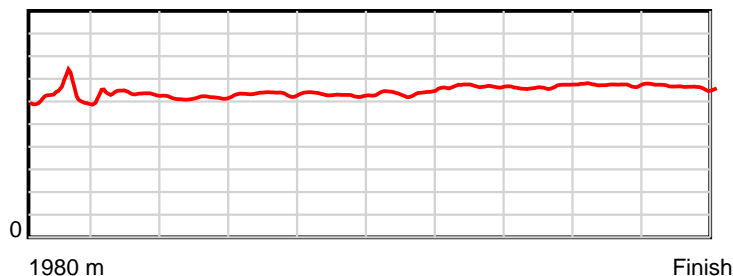
HRNZ and NZMTC and Thoroughbred Ratings Pty Ltd accepts no responsibility for the completeness or accuracy of any of the information contained herein, and makes no representations about its suitability for any particular purpose. Users should make their own judgements about those matters and/or seek independent advice. You assume all risks associated with use of the data provided on this page.

Race Results

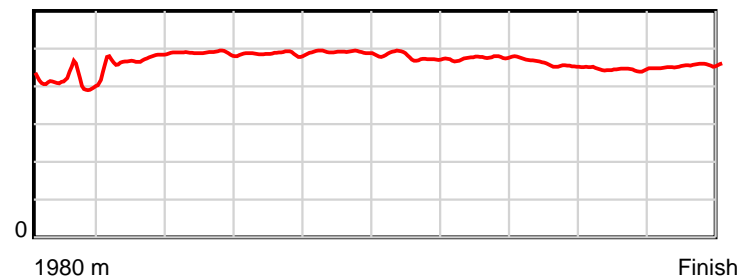
August 29, 2025, Race 5, , Distance 1980m, Addington - Survey 1980m

Result	TAB no.	Horse (Barrier)	1980 to	1800m to	1600m to	1400m to	1200m to	1000m to	800m to	600m to	400m to	200m to	Total or	Margin
3rd	5	Zeus Lightning (5)	1800m	1600m	1400m	1200m	1000m	800m	600m	400m	200m	WP	Average	
		Position in running (margin)	-	2(0.9)	4(4.9)	5(7.6)	4(5.3)	3(2.8)	3(2.3)	2(1.1)	2(1.1)	2(2.6)		2.10
		Sectional time (s)	12.17	15.13	16.11	15.33	15.81	15.12	14.21	13.90	13.35	13.80		
		Cumulative time (s)	144.93	132.76	117.63	101.52	86.19	70.38	55.26	41.05	27.15	13.80	2:24.93	
		Speed (m/s)	14.79	13.22	12.41	13.05	12.65	13.23	14.07	14.39	14.98	14.49	13.66	
		Stride length (m)	6.11	6.23	6.07	6.35	6.20	6.33	6.69	6.59	6.67	6.60	6.38	
		Stride duration (s)	0.409	0.471	0.489	0.487	0.490	0.478	0.476	0.458	0.445	0.456	0.467	
		Stride efficiency (%)	58.28	60.56	57.54	62.95	59.99	62.55	70.00	67.87	69.57	68.14	63.56	
		Stride count	29.47	32.13	32.96	31.51	32.28	31.61	29.88	30.35	29.98	30.29	310.46	

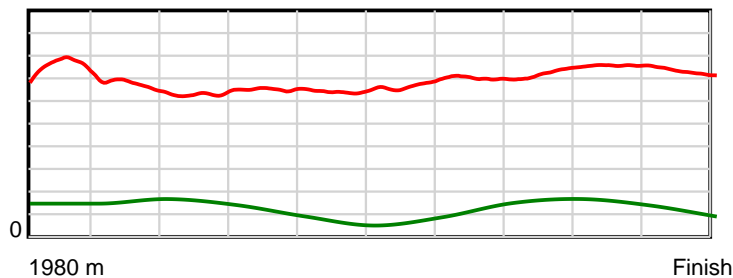
10 m Stride length



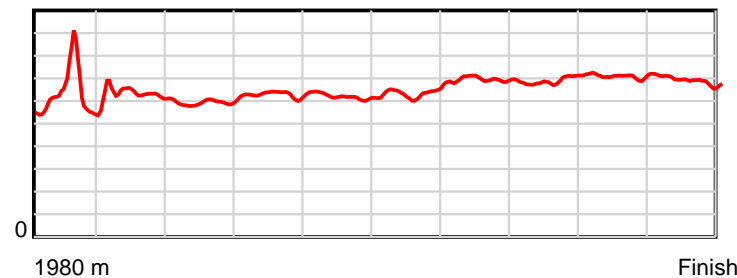
0.6 s Stride duration



20 m/sec Speed



100 % Stride efficiency



Note: Horizontal distance axis grid lines are 200m furlongs.

Disclaimer.

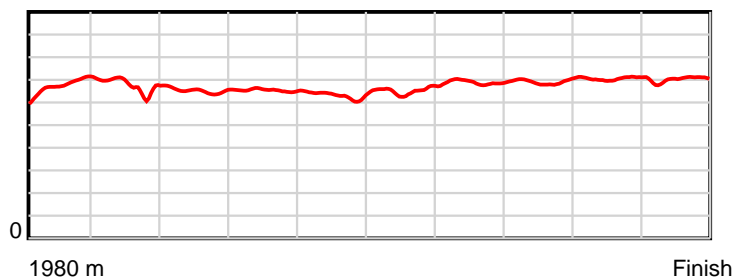
HRNZ and NZMTC and Thoroughbred Ratings Pty Ltd accepts no responsibility for the completeness or accuracy of any of the information contained herein, and makes no representations about its suitability for any particular purpose. Users should make their own judgements about those matters and/or seek independent advice. You assume all risks associated with use of the data provided on this page.

Race Results

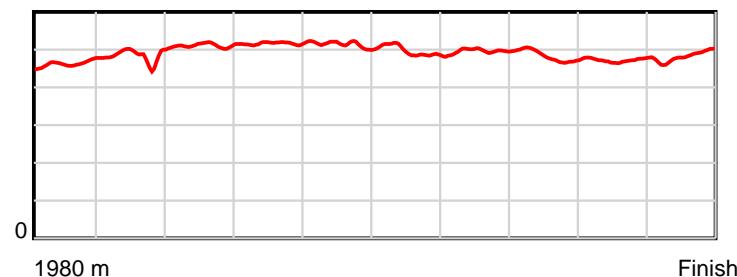
August 29, 2025, Race 5, , Distance 1980m, Addington - Survey 1980m

Result	TAB no.	Horse (Barrier)	1980 to	1800m to	1600m to	1400m to	1200m to	1000m to	800m to	600m to	400m to	200m to	Total or	Margin
4th	2	Get Seaside Lu... (2)	1800m	1600m	1400m	1200m	1000m	800m	600m	400m	200m	WP	Average	
		Position in running (margin)	-	4(4.1)	3(4.5)	3(4.4)	3(4.2)	4(3.9)	4(3.6)	5(3.5)	5(4.0)	5(6.4)		5.70
		Sectional time (s)	12.88	14.51	15.66	15.69	16.18	15.15	14.39	14.00	13.50	13.65		
		Cumulative time (s)	145.61	132.73	118.22	102.56	86.87	70.69	55.54	41.15	27.15	13.65	2:25.61	
		Speed (m/s)	13.98	13.78	12.77	12.75	12.36	13.20	13.90	14.29	14.81	14.65	13.60	
		Stride length (m)	6.73	6.67	6.53	6.58	6.34	6.55	6.90	6.89	7.00	7.09	6.72	
		Stride duration (s)	0.465	0.484	0.511	0.516	0.513	0.496	0.497	0.482	0.472	0.484	0.494	
		Stride efficiency (%)	70.71	69.51	66.64	67.73	62.80	67.04	74.44	74.16	76.55	78.56	70.56	
		Stride count	26.76	29.99	30.63	30.38	31.55	30.54	28.98	29.03	28.58	28.21	294.65	

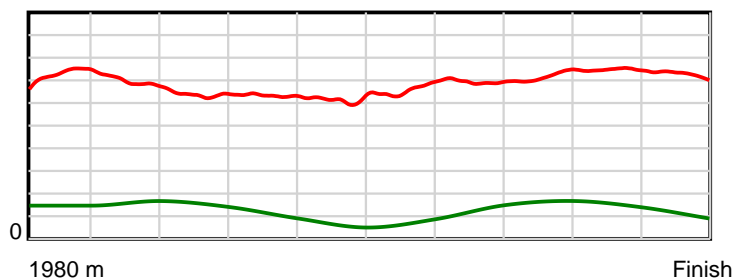
10 m Stride length



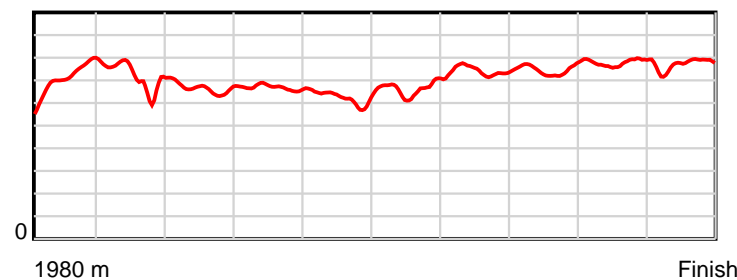
0.6 s Stride duration



20 m/sec Speed



100 % Stride efficiency



Note: Horizontal distance axis grid lines are 200m furlongs.

Disclaimer.

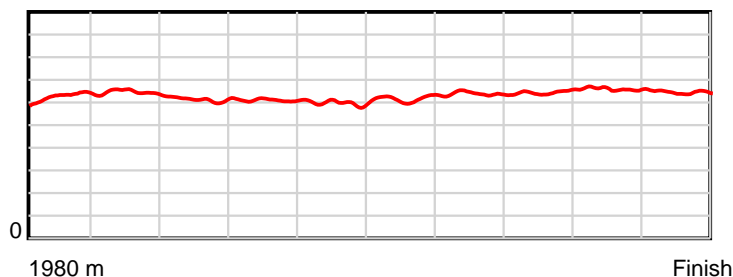
HRNZ and NZMTC and Thoroughbred Ratings Pty Ltd accepts no responsibility for the completeness or accuracy of any of the information contained herein, and makes no representations about its suitability for any particular purpose. Users should make their own judgements about those matters and/or seek independent advice. You assume all risks associated with use of the data provided on this page.

Race Results

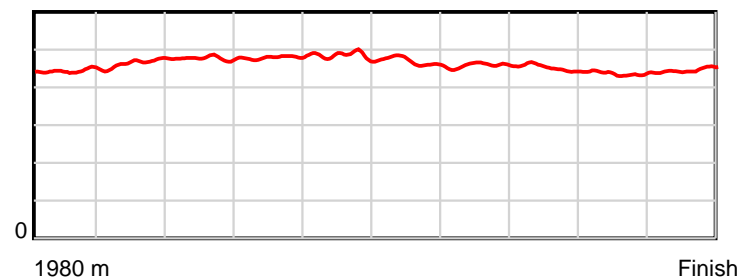
August 29, 2025, Race 5, , Distance 1980m, Addington - Survey 1980m

Result	TAB no.	Horse (Barrier)	1980 to	1800m to	1600m to	1400m to	1200m to	1000m to	800m to	600m to	400m to	200m to	Total or	Margin
5th	3	Kensington Mik... (3)	1800m	1600m	1400m	1200m	1000m	800m	600m	400m	200m	WP	Average	
		Position in running (margin)	-	5(5.9)	5(6.5)	4(6.0)	5(5.9)	6(6.0)	7(6.1)	7(5.5)	7(6.3)	7(7.6)		6.60
		Sectional time (s)	13.00	14.55	15.59	15.68	16.25	15.22	14.31	14.04	13.33	13.81		
		Cumulative time (s)	145.78	132.78	118.23	102.64	86.96	70.71	55.49	41.18	27.14	13.81	2:25.78	
		Speed (m/s)	13.85	13.75	12.83	12.76	12.31	13.14	13.98	14.25	15.00	14.48	13.58	
		Stride length (m)	6.25	6.40	6.12	6.11	5.96	6.16	6.41	6.43	6.55	6.47	6.28	
		Stride duration (s)	0.444	0.465	0.477	0.479	0.484	0.468	0.458	0.451	0.437	0.447	0.462	
		Stride efficiency (%)	61.05	63.91	58.48	58.37	55.48	59.22	64.16	64.52	67.09	65.38	61.62	
		Stride count	28.80	31.27	32.69	32.72	33.57	32.49	31.21	31.13	30.52	30.92	315.32	

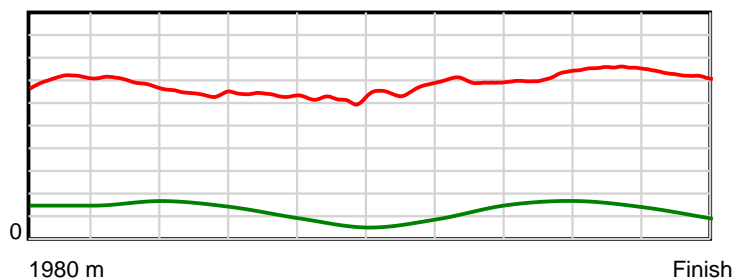
10 m Stride length



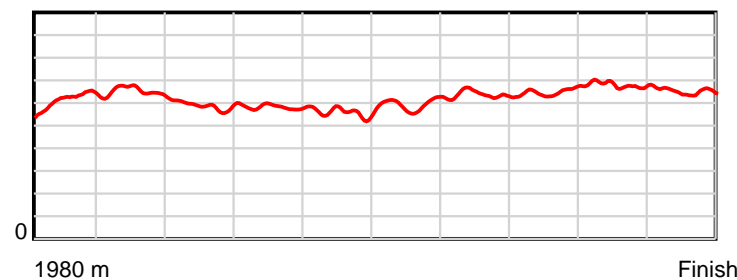
0.6 s Stride duration



20 m/sec Speed



100 % Stride efficiency



Note: Horizontal distance axis grid lines are 200m furlongs.

Disclaimer.


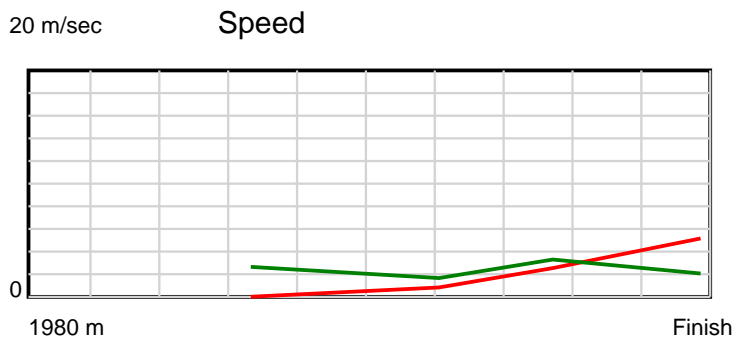
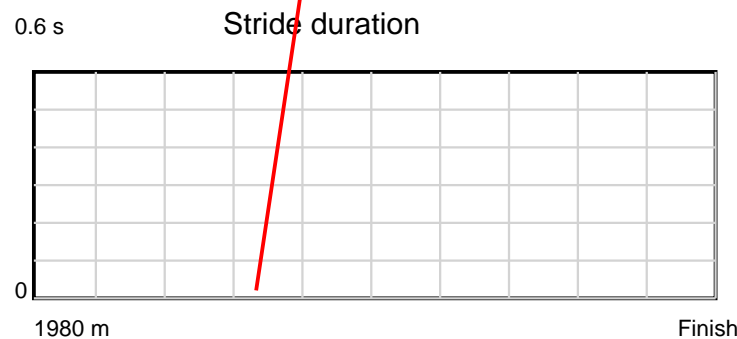
HRNZ and NZMTC and Thoroughbred Ratings Pty Ltd accepts no responsibility for the completeness or accuracy of any of the information contained herein, and makes no representations about its suitability for any particular purpose. Users should make their own judgements about those matters and/or seek independent advice. You assume all risks associated with use of the data provided on this page.



Race Results

August 29, 2025, Race 5, , Distance 1980m, Addington - Survey 1980m

Result	TAB no.	Horse (Barrier)	1980 to	1800m to	1600m to	1400m to	1200m to	1000m to	800m to	600m to	400m to	200m to	Total or	Margin
6th	6	Sonofamistry (6)	1800m	1600m	1400m	1200m	1000m	800m	600m	400m	200m	WP	Average	
		Position in running (margin)	-	7(8.3)	7(9.5)	7(11.9)	7(10.3)	7(7.1)	6(6.0)	6(4.6)	6(4.6)	6(6.6)		6.90
		Sectional time (s)	13.41	14.64	16.07	15.43	15.70	15.02	14.18	13.91	13.43	14.05		
		Cumulative time (s)	145.84	132.43	117.79	101.72	86.29	70.59	55.57	41.39	27.48	14.05	2:25.84	
		Speed (m/s)	13.42	13.66	12.45	12.96	12.74	13.32	14.10	14.38	14.89	14.23	13.58	
		Stride length (m)	0.00	0.00	0.00	936.02	672.03	695.68	585.12	459.88	347.35	351.14	727.94	
		Stride duration (s)	0.000	0.000	0.000	72.226	52.763	52.263	41.474	31.996	23.323	24.663	53.617	
		Stride efficiency (%)	0.00	0.00	0.00	1369107.00	705726.75	756282.94	534992.06	330479.97	188539.56	192671.12	828049.06	
		Stride count	0.00	0.00	0.00	0.21	0.30	0.29	0.34	0.43	0.58	0.57	2.72	



Note: Horizontal distance axis grid lines are 200m furlongs.

Disclaimer.

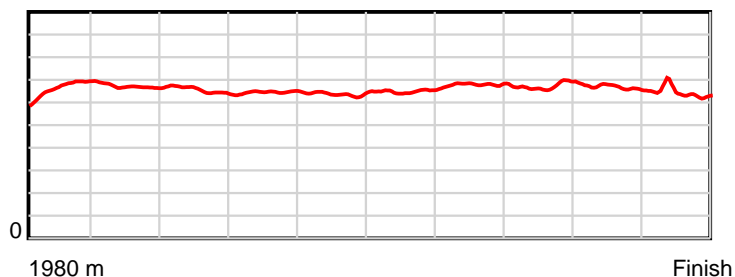
HRNZ and NZMTC and Thoroughbred Ratings Pty Ltd accepts no responsibility for the completeness or accuracy of any of the information contained herein, and makes no representations about its suitability for any particular purpose. Users should make their own judgements about those matters and/or seek independent advice. You assume all risks associated with use of the data provided on this page.

Race Results

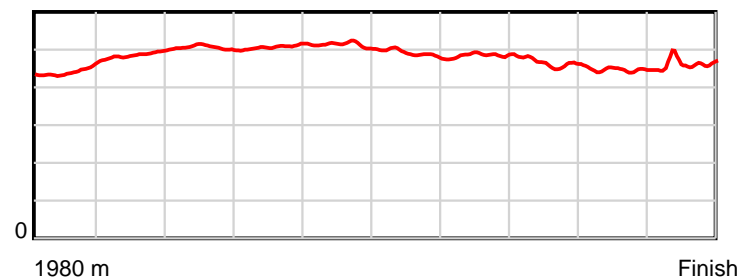
August 29, 2025, Race 5, , Distance 1980m, Addington - Survey 1980m

Result	TAB no.	Horse (Barrier)	1980 to	1800m to	1600m to	1400m to	1200m to	1000m to	800m to	600m to	400m to	200m to	Total or	Margin
7th	1	Franco Lennon (1)	1800m	1600m	1400m	1200m	1000m	800m	600m	400m	200m	WP	Average	
		Position in running (margin)	-	3(1.2)	2(3.1)	2(2.8)	2(2.5)	2(2.0)	2(1.8)	3(1.6)	3(2.2)	4(5.3)		7.50
		Sectional time (s)	12.26	14.77	15.62	15.66	16.15	15.17	14.38	14.00	13.62	14.33		
		Cumulative time (s)	145.96	133.70	118.93	103.31	87.65	71.50	56.33	41.95	27.95	14.33	2:25.96	
		Speed (m/s)	14.68	13.54	12.80	12.77	12.38	13.18	13.91	14.29	14.68	13.96	13.57	
		Stride length (m)	6.60	6.59	6.46	6.48	6.34	6.45	6.74	6.64	6.55	6.43	6.53	
		Stride duration (s)	0.443	0.487	0.505	0.508	0.512	0.489	0.485	0.465	0.446	0.461	0.481	
		Stride efficiency (%)	68.04	67.94	65.31	65.69	62.83	65.05	71.06	68.84	67.02	64.70	66.57	
		Stride count	27.28	30.33	30.94	30.85	31.54	31.00	29.66	30.13	30.54	31.08	303.35	

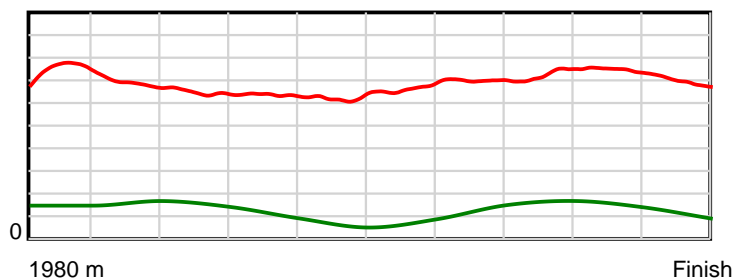
10 m Stride length



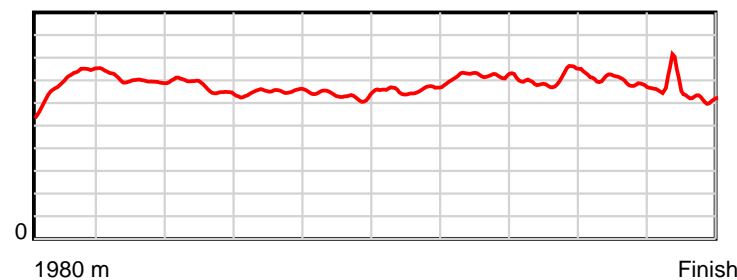
0.6 s Stride duration



20 m/sec Speed



100 % Stride efficiency



Note: Horizontal distance axis grid lines are 200m furlongs.

Disclaimer.

HRNZ and NZMTC and Thoroughbred Ratings Pty Ltd accepts no responsibility for the completeness or accuracy of any of the information contained herein, and makes no representations about its suitability for any particular purpose. Users should make their own judgements about those matters and/or seek independent advice. You assume all risks associated with use of the data provided on this page.



Race Results



August 29, 2025, Race 6, , Distance 2600m, Addington - Survey 3200m

Result	TAB no.	Horse (Barrier)	2600 to	2400m to
1st	4	Moonlite Blood (7)	2400m	2200m
		Position in running (margin)	-	13(13.4)
		Sectional time (s)	17.93	14.90
		Cumulative time (s)	196.42	178.49
		Speed (m/s)	11.16	13.42
		Stride length (m)	5.17	6.00
		Stride duration (s)	0.451	0.447
		Stride efficiency (%)	41.70	56.26
		Stride count	38.72	33.33

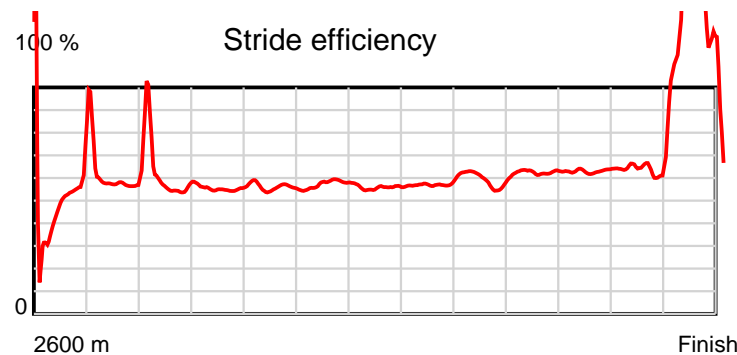
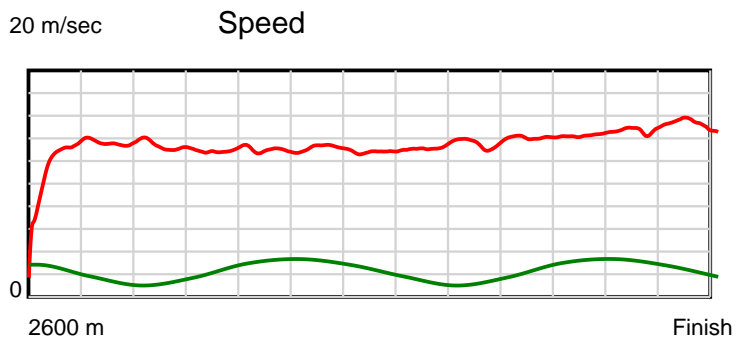
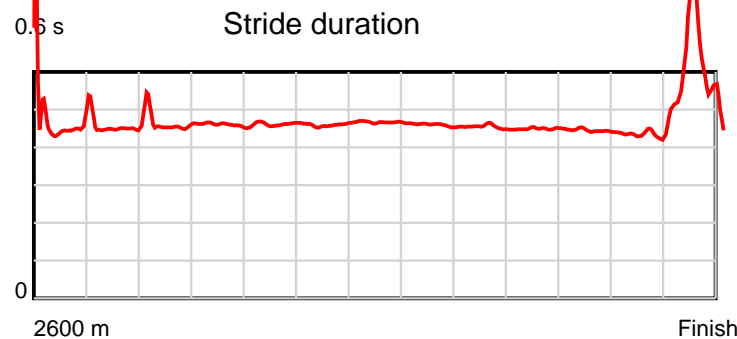
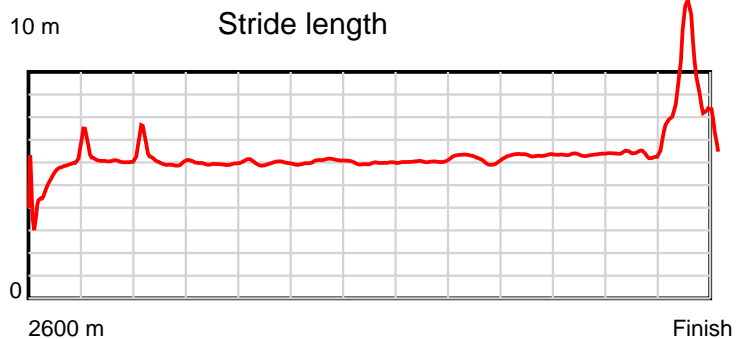
Disclaimer.

HRNZ and NZMTC and Thoroughbred Ratings Pty Ltd accepts no responsibility for the completeness or accuracy of any of the information contained herein, and makes no representations about its suitability for any particular purpose. Users should make their own judgements about those matters and/or seek independent advice. You assume all risks associated with use of the data provided on this page.

Race Results

August 29, 2025, Race 6, , Distance 2600m, Addington - Survey 3200m

Result	TAB no.	Horse (Barrier)	2200m to	2000m to	1800m to	1600m to	1400m to	1200m to	1000m to	800m to	600m to	400m to	200m to	Total or	Margin
1st	4	Moonlite Blood (7)	2000m	1800m	1600m	1400m	1200m	1000m	800m	600m	400m	200m	WP	Average	
		Position in running (margin)	12(14.3)	12(12.6)	12(12.4)	12(11.8)	11(9.7)	12(10.9)	12(11.2)	12(10.4)	12(9.9)	12(8.7)	10(4.4)		0.00
		Sectional time (s)	15.12	15.49	15.73	15.49	15.63	15.33	14.84	14.26	14.39	14.00	13.31		
		Cumulative time (s)	163.59	148.47	132.98	117.25	101.76	86.13	70.80	55.96	41.70	27.31	13.31	3:16.42	
		Speed (m/s)	13.23	12.91	12.71	12.91	12.80	13.05	13.48	14.03	13.90	14.29	15.03	13.24	
		Stride length (m)	6.08	5.94	5.87	5.93	5.97	5.99	6.12	6.30	6.17	6.22	8.24	6.10	
		Stride duration (s)	0.460	0.460	0.462	0.460	0.467	0.459	0.454	0.449	0.444	0.435	0.549	0.461	
		Stride efficiency (%)	57.79	55.17	53.89	55.04	55.70	56.15	58.51	62.09	59.57	60.37	106.21	58.08	
		Stride count	32.89	33.66	34.06	33.70	33.50	33.37	32.68	31.73	32.39	32.18	24.26	426.47	



Note: Horizontal distance axis grid lines are 200m furlongs.

Disclaimer.

HRNZ and NZMTC and Thoroughbred Ratings Pty Ltd accepts no responsibility for the completeness or accuracy of any of the information contained herein, and makes no representations about its suitability for any particular purpose. Users should make their own judgements about those matters and/or seek independent advice. You assume all risks associated with use of the data provided on this page.



Race Results



August 29, 2025, Race 6, , Distance 2600m, Addington - Survey 3200m

Result	TAB no.	Horse (Barrier)	2600 to	2400m to
2nd	2	Miki's Courage (4)	2400m	2200m
		Position in running (margin)	-	2(0.5)
		Sectional time (s)	15.81	14.66
		Cumulative time (s)	196.42	180.61
		Speed (m/s)	12.65	13.64
		Stride length (m)	5.73	6.29
		Stride duration (s)	0.449	0.461
		Stride efficiency (%)	51.35	61.83
		Stride count	34.89	31.80

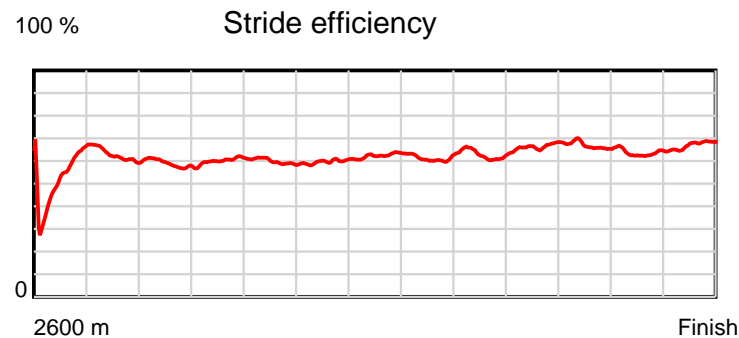
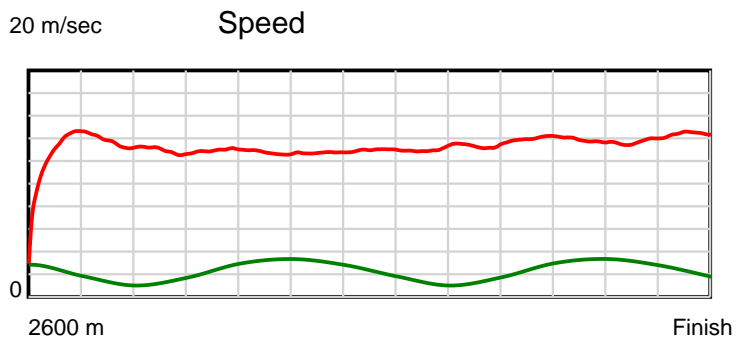
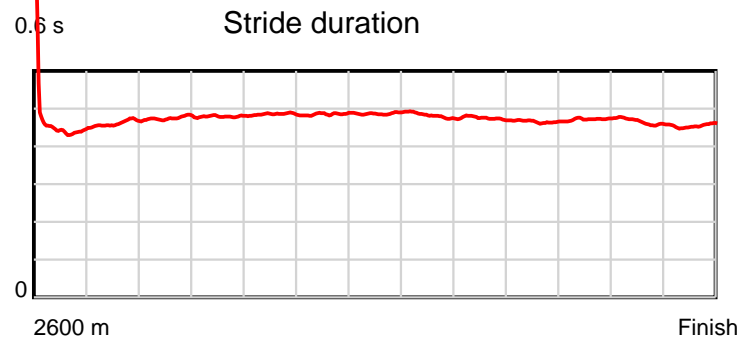
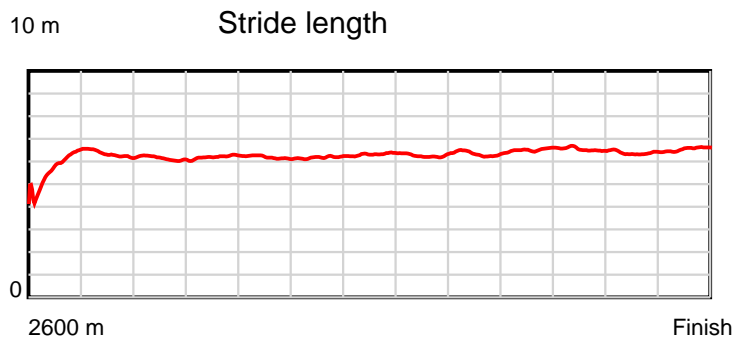
Disclaimer.

HRNZ and NZMTC and Thoroughbred Ratings Pty Ltd accepts no responsibility for the completeness or accuracy of any of the information contained herein, and makes no representations about its suitability for any particular purpose. Users should make their own judgements about those matters and/or seek independent advice. You assume all risks associated with use of the data provided on this page.

Race Results

August 29, 2025, Race 6, , Distance 2600m, Addington - Survey 3200m

Result	TAB no.	Horse (Barrier)	2200m to	2000m to	1800m to	1600m to	1400m to	1200m to	1000m to	800m to	600m to	400m to	200m to	Total or	Margin
2nd	2	Miki's Courage (4)	2000m	1800m	1600m	1400m	1200m	1000m	800m	600m	400m	200m	WP	Average	
		Position in running (margin)	1(0.0)	1(0.0)	1(0.0)	1(0.0)	1(0.0)	1(0.0)	1(0.0)	1(0.0)	1(0.0)	1(0.0)	1(0.0)		0.00
		Sectional time (s)	15.40	15.52	15.84	15.85	15.43	15.28	14.97	14.35	14.60	14.71	14.00		
		Cumulative time (s)	165.95	150.55	135.03	119.19	103.34	87.91	72.63	57.66	43.31	28.71	14.00	3:16.42	
		Speed (m/s)	12.99	12.89	12.63	12.62	12.96	13.09	13.36	13.94	13.70	13.60	14.29	13.24	
		Stride length (m)	6.17	6.17	6.13	6.12	6.31	6.30	6.35	6.49	6.46	6.32	6.50	6.25	
		Stride duration (s)	0.475	0.479	0.486	0.485	0.487	0.481	0.475	0.466	0.471	0.465	0.455	0.472	
		Stride efficiency (%)	59.46	59.49	58.77	58.61	62.29	62.04	63.03	65.88	65.16	62.50	66.01	61.08	
		Stride count	32.42	32.41	32.61	32.66	31.68	31.74	31.49	30.80	30.97	31.63	30.77	415.87	



Note: Horizontal distance axis grid lines are 200m furlongs.

Disclaimer.

HRNZ and NZMTC and Thoroughbred Ratings Pty Ltd accepts no responsibility for the completeness or accuracy of any of the information contained herein, and makes no representations about its suitability for any particular purpose. Users should make their own judgements about those matters and/or seek independent advice. You assume all risks associated with use of the data provided on this page.



Race Results



August 29, 2025, Race 6, , Distance 2600m, Addington - Survey 3200m

Result	TAB no.	Horse (Barrier)	2600 to	2400m to
3rd	8	Shepherds Deli... (1)	2400m	2200m
		Position in running (margin)	-	3(1.8)
		Sectional time (s)	16.18	15.04
		Cumulative time (s)	196.43	180.25
		Speed (m/s)	12.36	13.30
		Stride length (m)	5.69	5.95
		Stride duration (s)	0.424	0.447
		Stride efficiency (%)	50.54	55.28
		Stride count	35.17	33.63

Disclaimer.

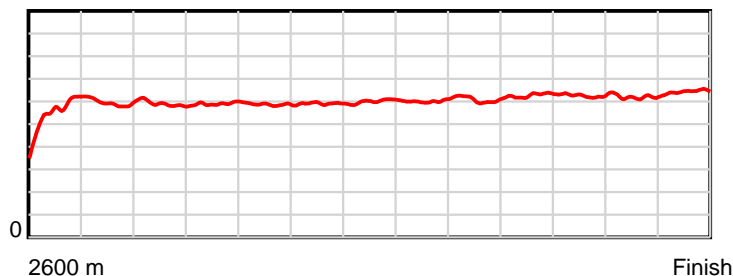
HRNZ and NZMTC and Thoroughbred Ratings Pty Ltd accepts no responsibility for the completeness or accuracy of any of the information contained herein, and makes no representations about its suitability for any particular purpose. Users should make their own judgements about those matters and/or seek independent advice. You assume all risks associated with use of the data provided on this page.

Race Results

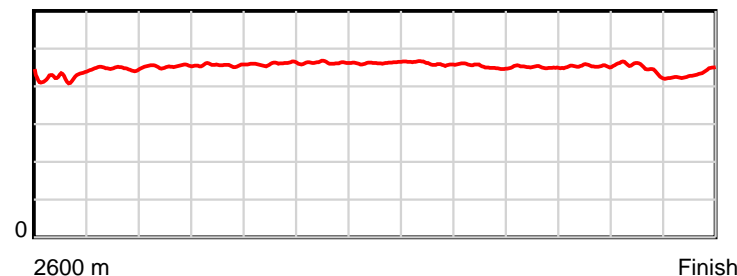
August 29, 2025, Race 6, , Distance 2600m, Addington - Survey 3200m

Result	TAB no.	Horse (Barrier)	2200m to	2000m to	1800m to	1600m to	1400m to	1200m to	1000m to	800m to	600m to	400m to	200m to	Total or	Margin
3rd	8	Shepherds Deli... (1)	2000m	1800m	1600m	1400m	1200m	1000m	800m	600m	400m	200m	WP	Average	
		Position in running (margin)	3(3.6)	4(3.9)	4(3.4)	5(4.5)	4(3.3)	5(3.5)	5(3.5)	5(3.8)	5(3.3)	6(4.0)	6(2.6)		0.10
		Sectional time (s)	15.45	15.44	16.00	15.66	15.45	15.28	15.02	14.27	14.71	14.47	13.46		
		Cumulative time (s)	165.21	149.76	134.32	118.32	102.66	87.21	71.93	56.91	42.64	27.93	13.46	3:16.43	
		Speed (m/s)	12.94	12.95	12.50	12.77	12.94	13.09	13.32	14.02	13.60	13.82	14.86	13.24	
		Stride length (m)	5.87	5.91	5.75	5.91	5.98	6.03	6.03	6.32	6.16	6.19	6.45	6.01	
		Stride duration (s)	0.453	0.456	0.460	0.463	0.462	0.461	0.453	0.451	0.453	0.448	0.434	0.454	
		Stride efficiency (%)	53.78	54.53	51.67	54.52	55.91	56.77	56.84	62.51	59.38	59.85	65.00	56.46	
		Stride count	34.09	33.86	34.78	33.86	33.44	33.18	33.16	31.62	32.44	32.32	31.01	432.56	

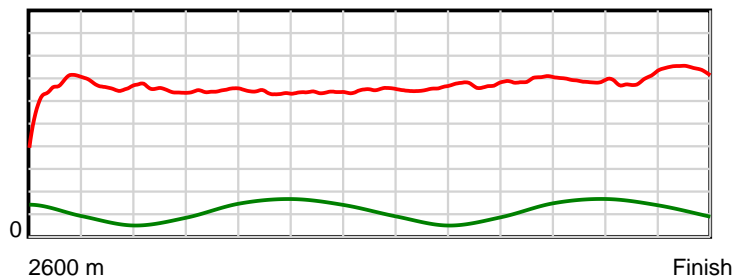
10 m Stride length



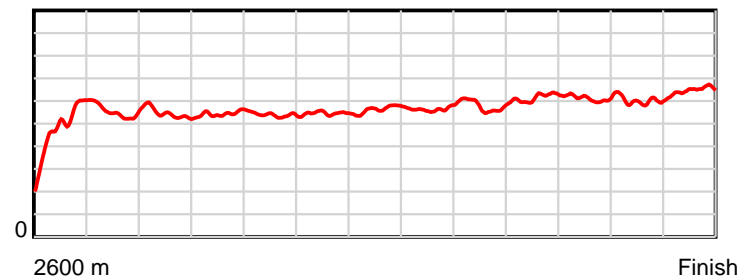
0.6 s Stride duration



20 m/sec Speed



100 % Stride efficiency



Note: Horizontal distance axis grid lines are 200m furlongs.

Disclaimer.

HRNZ and NZMTC and Thoroughbred Ratings Pty Ltd accepts no responsibility for the completeness or accuracy of any of the information contained herein, and makes no representations about its suitability for any particular purpose. Users should make their own judgements about those matters and/or seek independent advice. You assume all risks associated with use of the data provided on this page.



Race Results



August 29, 2025, Race 6, , Distance 2600m, Addington - Survey 3200m

Result	TAB no.	Horse (Barrier)	2600 to	2400m to
4th	5	Woodbine Rocks (9)	2400m	2200m
		Position in running (margin)	-	4(3.9)
		Sectional time (s)	16.46	14.79
		Cumulative time (s)	196.50	180.04
		Speed (m/s)	12.15	13.52
		Stride length (m)	5.31	5.81
		Stride duration (s)	0.421	0.430
		Stride efficiency (%)	44.03	52.69
		Stride count	37.68	34.44

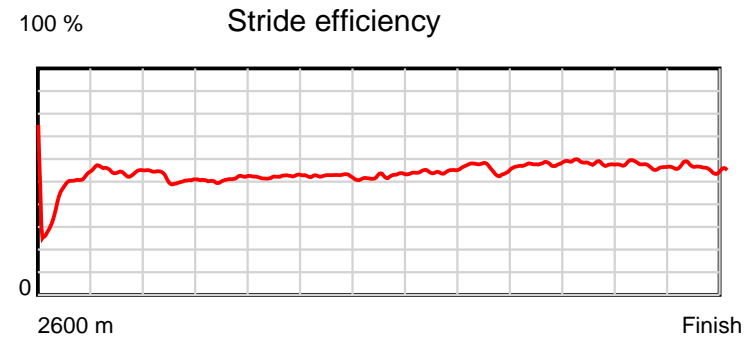
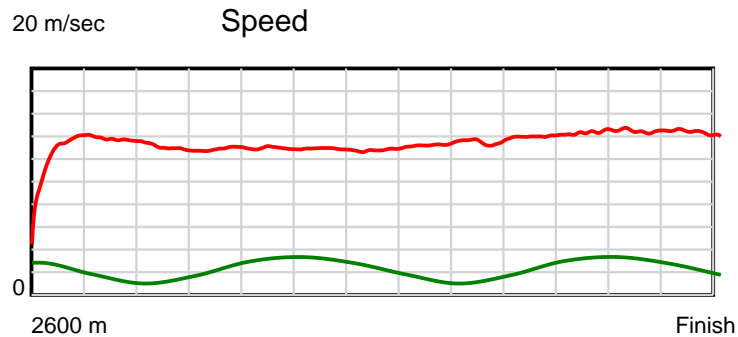
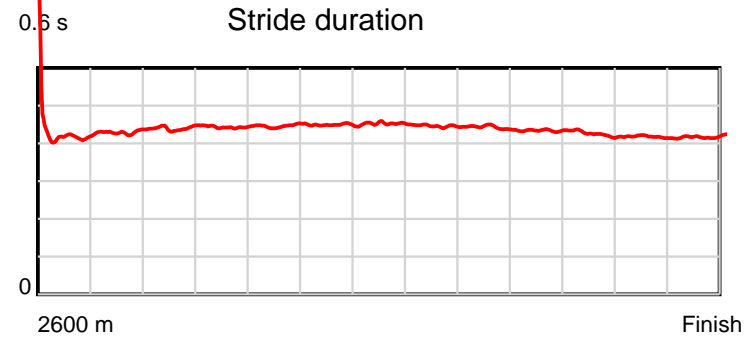
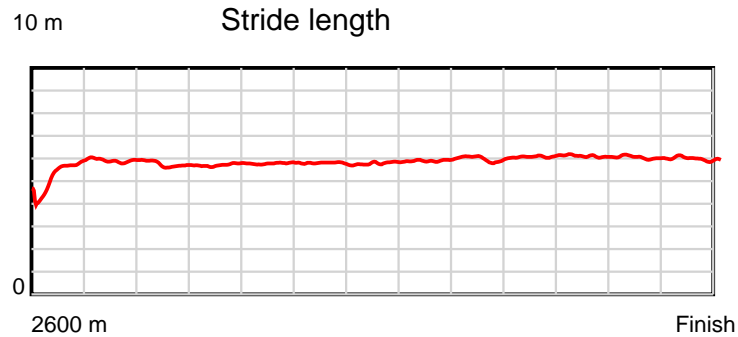
Disclaimer.

HRNZ and NZMTC and Thoroughbred Ratings Pty Ltd accepts no responsibility for the completeness or accuracy of any of the information contained herein, and makes no representations about its suitability for any particular purpose. Users should make their own judgements about those matters and/or seek independent advice. You assume all risks associated with use of the data provided on this page.

Race Results

August 29, 2025, Race 6, , Distance 2600m, Addington - Survey 3200m

Result	TAB no.	Horse (Barrier)	2200m to	2000m to	1800m to	1600m to	1400m to	1200m to	1000m to	800m to	600m to	400m to	200m to	Total or	Margin
4th	5	Woodbine Rocks (9)	2000m	1800m	1600m	1400m	1200m	1000m	800m	600m	400m	200m	WP	Average	
		Position in running (margin)	5(4.2)	5(4.3)	5(4.5)	4(4.0)	5(4.1)	6(5.3)	6(5.3)	6(5.1)	6(4.7)	4(3.3)	2(0.3)		0.40
		Sectional time (s)	15.43	15.55	15.76	15.86	15.63	15.28	14.94	14.28	14.35	14.22	13.95		
		Cumulative time (s)	165.25	149.82	134.27	118.51	102.65	87.02	71.74	56.80	42.52	28.17	13.95	3:16.50	
		Speed (m/s)	12.96	12.86	12.69	12.61	12.80	13.09	13.39	14.01	13.94	14.06	14.34	13.23	
		Stride length (m)	5.70	5.70	5.67	5.66	5.79	5.84	5.92	6.07	5.91	5.87	5.99	5.78	
		Stride duration (s)	0.440	0.443	0.446	0.449	0.452	0.446	0.442	0.434	0.424	0.417	0.418	0.437	
		Stride efficiency (%)	50.85	50.81	50.18	49.97	52.40	53.28	54.71	57.66	54.53	53.77	56.05	52.22	
		Stride count	35.06	35.08	35.29	35.37	34.54	34.25	33.80	32.92	33.86	34.09	33.40	449.78	



Note: Horizontal distance axis grid lines are 200m furlongs.

Disclaimer.

HRNZ and NZMTC and Thoroughbred Ratings Pty Ltd accepts no responsibility for the completeness or accuracy of any of the information contained herein, and makes no representations about its suitability for any particular purpose. Users should make their own judgements about those matters and/or seek independent advice. You assume all risks associated with use of the data provided on this page.



Race Results



August 29, 2025, Race 6, , Distance 2600m, Addington - Survey 3200m

Result	TAB no.	Horse (Barrier)	2600 to	2400m to
5th	10	Next Level (6)	2400m	2200m
		Position in running (margin)	-	9(11.0)
		Sectional time (s)	17.54	14.70
		Cumulative time (s)	196.55	179.01
		Speed (m/s)	11.40	13.61
		Stride length (m)	5.92	6.54
		Stride duration (s)	0.473	0.481
		Stride efficiency (%)	54.70	66.90
		Stride count	33.80	30.57

Disclaimer.

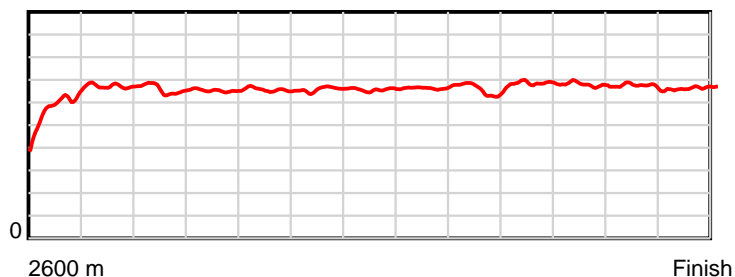
HRNZ and NZMTC and Thoroughbred Ratings Pty Ltd accepts no responsibility for the completeness or accuracy of any of the information contained herein, and makes no representations about its suitability for any particular purpose. Users should make their own judgements about those matters and/or seek independent advice. You assume all risks associated with use of the data provided on this page.

Race Results

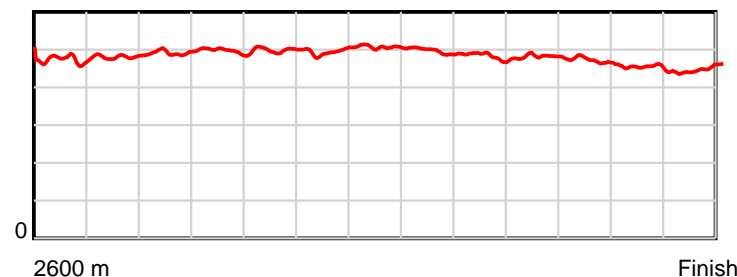
August 29, 2025, Race 6, , Distance 2600m, Addington - Survey 3200m

Result	TAB no.	Horse (Barrier)	2200m to	2000m to	1800m to	1600m to	1400m to	1200m to	1000m to	800m to	600m to	400m to	200m to	Total or	Margin
5th	10	Next Level (6)	2000m	1800m	1600m	1400m	1200m	1000m	800m	600m	400m	200m	WP	Average	
		Position in running (margin)	10(10.7)	10(10.4)	10(10.1)	10(9.9)	10(7.7)	10(8.7)	10(8.4)	10(8.4)	10(8.1)	10(7.1)	8(3.2)		0.70
		Sectional time (s)	15.35	15.47	15.80	15.48	15.60	15.23	14.96	14.28	14.45	14.06	13.63		
		Cumulative time (s)	164.31	148.96	133.49	117.69	102.21	86.61	71.38	56.42	42.14	27.69	13.63	3:16.55	
		Speed (m/s)	13.03	12.93	12.66	12.92	12.82	13.13	13.37	14.01	13.84	14.22	14.67	13.23	
		Stride length (m)	6.40	6.43	6.32	6.39	6.50	6.51	6.44	6.75	6.50	6.42	6.59	6.43	
		Stride duration (s)	0.491	0.497	0.499	0.495	0.507	0.496	0.482	0.482	0.470	0.452	0.449	0.486	
		Stride efficiency (%)	63.91	64.59	62.41	63.90	66.02	66.27	64.81	71.12	66.09	64.48	67.84	64.69	
		Stride count	31.27	31.11	31.65	31.28	30.77	30.71	31.06	29.65	30.75	31.13	30.35	404.10	

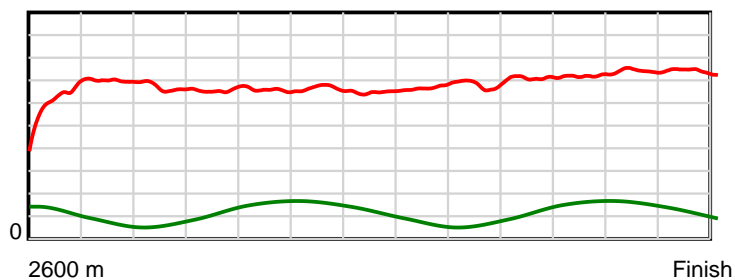
10 m Stride length



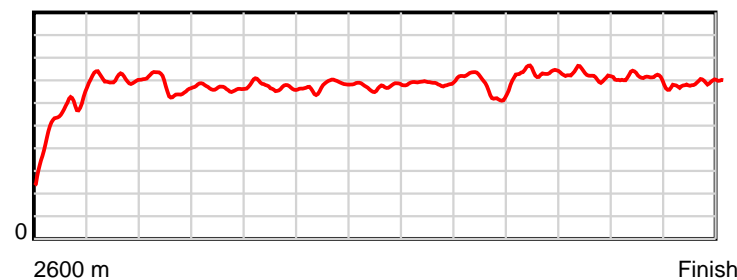
0.6 s Stride duration



20 m/sec Speed



100 % Stride efficiency



Note: Horizontal distance axis grid lines are 200m furlongs.

Disclaimer.

HRNZ and NZMTC and Thoroughbred Ratings Pty Ltd accepts no responsibility for the completeness or accuracy of any of the information contained herein, and makes no representations about its suitability for any particular purpose. Users should make their own judgements about those matters and/or seek independent advice. You assume all risks associated with use of the data provided on this page.



Race Results



August 29, 2025, Race 6, , Distance 2600m, Addington - Survey 3200m

Result	TAB no.	Horse (Barrier)	2600 to	2400m to
6th	1	Bettor Be Shar... (2)	2400m	2200m
		Position in running (margin)	-	1(0.0)
		Sectional time (s)	15.63	15.23
		Cumulative time (s)	196.77	181.14
		Speed (m/s)	12.80	13.13
		Stride length (m)	5.55	6.06
		Stride duration (s)	0.436	0.461
		Stride efficiency (%)	48.12	57.38
		Stride count	36.04	33.00

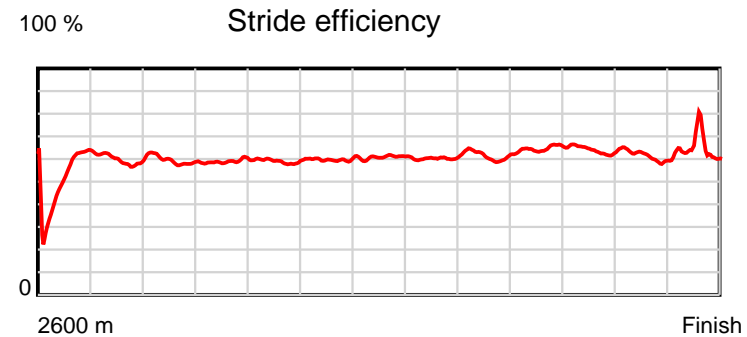
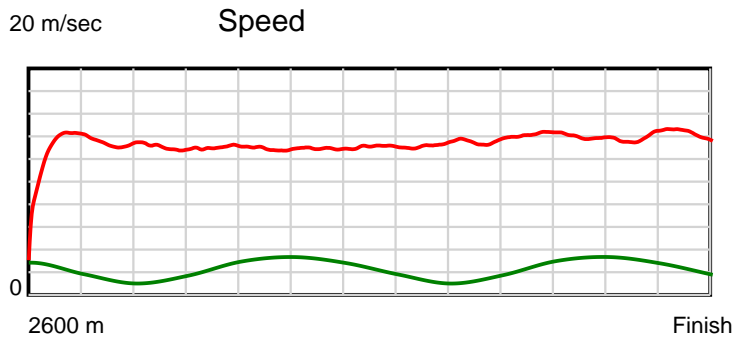
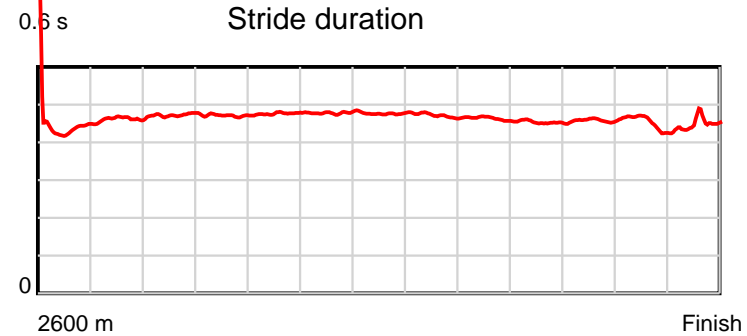
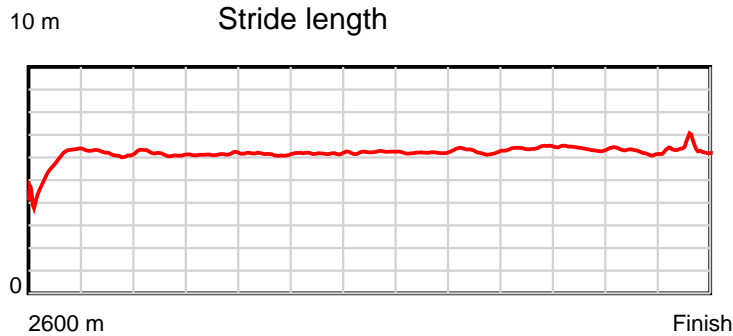
Disclaimer.

HRNZ and NZMTC and Thoroughbred Ratings Pty Ltd accepts no responsibility for the completeness or accuracy of any of the information contained herein, and makes no representations about its suitability for any particular purpose. Users should make their own judgements about those matters and/or seek independent advice. You assume all risks associated with use of the data provided on this page.

Race Results

August 29, 2025, Race 6, , Distance 2600m, Addington - Survey 3200m

Result	TAB no.	Horse (Barrier)	2200m to	2000m to	1800m to	1600m to	1400m to	1200m to	1000m to	800m to	600m to	400m to	200m to	Total or	Margin
6th	1	Bettor Be Shar... (2)	2000m	1800m	1600m	1400m	1200m	1000m	800m	600m	400m	200m	WP	Average	
		Position in running (margin)	2(2.9)	3(2.8)	2(2.1)	3(2.9)	2(1.9)	3(2.0)	3(2.9)	3(2.3)	3(1.6)	3(3.0)	3(1.4)		1.80
		Sectional time (s)	15.38	15.41	15.97	15.67	15.46	15.43	14.86	14.23	14.84	14.45	14.21		
		Cumulative time (s)	165.91	150.53	135.12	119.15	103.48	88.02	72.59	57.73	43.50	28.66	14.21	3:16.77	
		Speed (m/s)	13.00	12.98	12.52	12.76	12.94	12.96	13.46	14.05	13.48	13.84	14.07	13.21	
		Stride length (m)	6.15	6.11	5.96	6.10	6.16	6.11	6.24	6.37	6.17	6.24	6.30	6.11	
		Stride duration (s)	0.473	0.471	0.476	0.478	0.476	0.471	0.463	0.453	0.458	0.451	0.448	0.463	
		Stride efficiency (%)	59.13	58.38	55.60	58.18	59.36	58.27	60.77	63.45	59.58	60.90	62.10	58.37	
		Stride count	32.51	32.72	33.53	32.78	32.45	32.75	32.07	31.39	32.39	32.04	31.73	425.40	



Note: Horizontal distance axis grid lines are 200m furlongs.

Disclaimer.

HRNZ and NZMTC and Thoroughbred Ratings Pty Ltd accepts no responsibility for the completeness or accuracy of any of the information contained herein, and makes no representations about its suitability for any particular purpose. Users should make their own judgements about those matters and/or seek independent advice. You assume all risks associated with use of the data provided on this page.



Race Results



August 29, 2025, Race 6, , Distance 2600m, Addington - Survey 3200m

Result	TAB no.	Horse (Barrier)	2600 to	2400m to
7th	7	Deceptive Lee (13)	2400m	2200m
		Position in running (margin)	-	5(4.4)
		Sectional time (s)	16.65	14.69
		Cumulative time (s)	196.89	180.24
		Speed (m/s)	12.01	13.61
		Stride length (m)	5.58	6.00
		Stride duration (s)	0.447	0.440
		Stride efficiency (%)	48.62	56.21
		Stride count	35.86	33.35

Disclaimer.

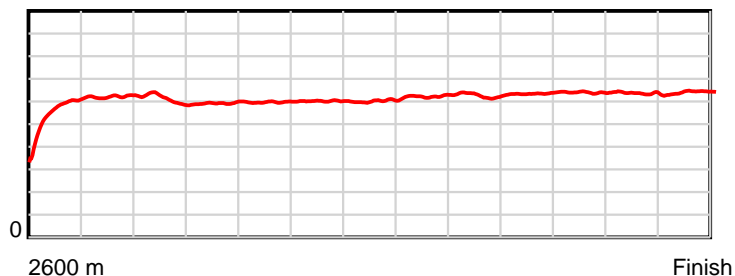
HRNZ and NZMTC and Thoroughbred Ratings Pty Ltd accepts no responsibility for the completeness or accuracy of any of the information contained herein, and makes no representations about its suitability for any particular purpose. Users should make their own judgements about those matters and/or seek independent advice. You assume all risks associated with use of the data provided on this page.

Race Results

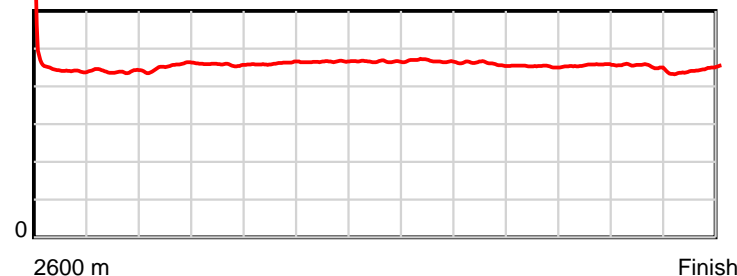
August 29, 2025, Race 6, , Distance 2600m, Addington - Survey 3200m

Result	TAB no.	Horse (Barrier)	2200m to	2000m to	1800m to	1600m to	1400m to	1200m to	1000m to	800m to	600m to	400m to	200m to	Total or	Margin
7th	7	Deceptive Lee (13)	2000m	1800m	1600m	1400m	1200m	1000m	800m	600m	400m	200m	WP	Average	
		Position in running (margin)	4(4.0)	2(2.1)	3(2.2)	2(2.2)	3(2.2)	4(3.4)	4(3.0)	4(2.7)	4(2.8)	5(3.6)	7(2.9)		2.50
		Sectional time (s)	15.07	15.55	15.83	15.84	15.63	15.22	14.92	14.36	14.74	14.59	13.80		
		Cumulative time (s)	165.55	150.48	134.93	119.10	103.26	87.63	72.41	57.49	43.13	28.39	13.80	3:16.89	
		Speed (m/s)	13.27	12.86	12.63	12.63	12.80	13.14	13.40	13.93	13.57	13.71	14.49	13.21	
		Stride length (m)	6.01	5.89	5.83	5.88	5.96	6.14	6.17	6.31	6.19	6.17	6.46	6.04	
		Stride duration (s)	0.453	0.458	0.461	0.466	0.466	0.467	0.460	0.453	0.456	0.451	0.445	0.457	
		Stride efficiency (%)	56.50	54.16	53.02	54.05	55.47	58.87	59.50	62.30	59.81	59.58	65.12	56.94	
		Stride count	33.26	33.97	34.33	34.01	33.57	32.58	32.41	31.68	32.33	32.39	30.98	430.72	

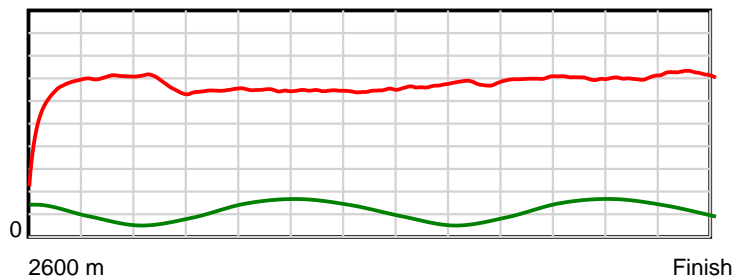
10 m Stride length



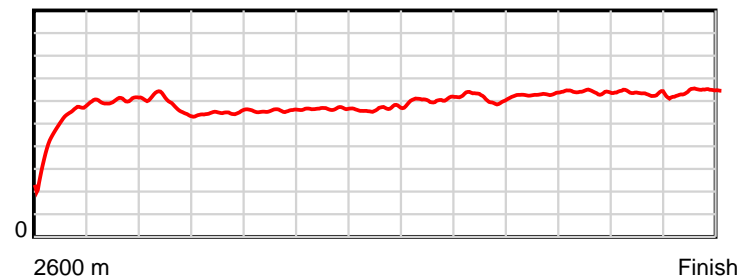
0.6 s Stride duration



20 m/sec Speed



100 % Stride efficiency



Note: Horizontal distance axis grid lines are 200m furlongs.

Disclaimer.

HRNZ and NZMTC and Thoroughbred Ratings Pty Ltd accepts no responsibility for the completeness or accuracy of any of the information contained herein, and makes no representations about its suitability for any particular purpose. Users should make their own judgements about those matters and/or seek independent advice. You assume all risks associated with use of the data provided on this page.



Race Results



August 29, 2025, Race 6, , Distance 2600m, Addington - Survey 3200m

Result	TAB no.	Horse (Barrier)	2600 to	2400m to
8th	6	Follow Your Dr... (12)	2400m	2200m
		Position in running (margin)	-	7(6.3)
		Sectional time (s)	16.70	14.77
		Cumulative time (s)	196.89	180.19
		Speed (m/s)	11.98	13.54
		Stride length (m)	5.43	6.02
		Stride duration (s)	0.436	0.444
		Stride efficiency (%)	46.16	56.58
		Stride count	36.80	33.24

Disclaimer.

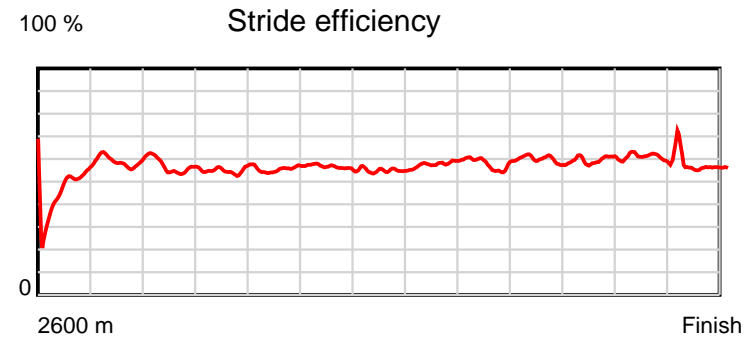
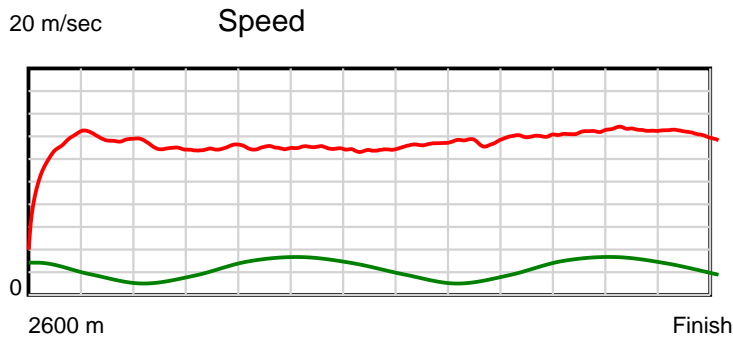
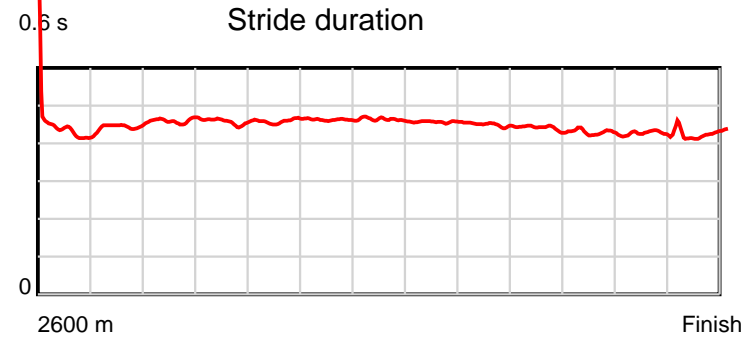
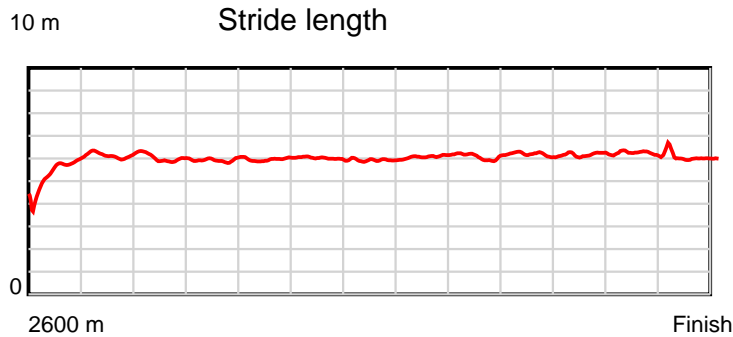
HRNZ and NZMTC and Thoroughbred Ratings Pty Ltd accepts no responsibility for the completeness or accuracy of any of the information contained herein, and makes no representations about its suitability for any particular purpose. Users should make their own judgements about those matters and/or seek independent advice. You assume all risks associated with use of the data provided on this page.



Race Results

August 29, 2025, Race 6, , Distance 2600m, Addington - Survey 3200m

Result	TAB no.	Horse (Barrier)	2200m to	2000m to	1800m to	1600m to	1400m to	1200m to	1000m to	800m to	600m to	400m to	200m to	Total or	Margin
8th	6	Follow Your Dr... (12)	2000m	1800m	1600m	1400m	1200m	1000m	800m	600m	400m	200m	WP	Average	
		Position in running (margin)	7(6.4)	7(6.7)	7(6.4)	7(6.7)	8(6.4)	8(7.4)	8(7.2)	8(6.9)	8(6.4)	8(5.8)	5(2.3)		2.50
		Sectional time (s)	15.45	15.46	15.89	15.80	15.59	15.26	14.91	14.25	14.50	14.14	14.17		
		Cumulative time (s)	165.42	149.97	134.51	118.62	102.82	87.23	71.97	57.06	42.81	28.31	14.17	3:16.89	
		Speed (m/s)	12.94	12.94	12.59	12.66	12.83	13.11	13.41	14.04	13.79	14.14	14.11	13.21	
		Stride length (m)	5.96	5.91	5.78	5.85	5.95	5.98	6.02	6.17	5.91	6.07	5.98	5.92	
		Stride duration (s)	0.461	0.457	0.459	0.462	0.464	0.457	0.449	0.440	0.428	0.429	0.423	0.448	
		Stride efficiency (%)	55.50	54.60	52.22	53.48	55.29	55.97	56.62	59.49	54.54	57.55	55.83	54.77	
		Stride count	33.56	33.83	34.60	34.19	33.62	33.42	33.23	32.41	33.85	32.96	33.46	439.17	



Note: Horizontal distance axis grid lines are 200m furlongs.

Disclaimer.

HRNZ and NZMTC and Thoroughbred Ratings Pty Ltd accepts no responsibility for the completeness or accuracy of any of the information contained herein, and makes no representations about its suitability for any particular purpose. Users should make their own judgements about those matters and/or seek independent advice. You assume all risks associated with use of the data provided on this page.



Race Results



August 29, 2025, Race 6, , Distance 2600m, Addington - Survey 3200m

Result	TAB no.	Horse (Barrier)	2600 to	2400m to
9th	13	Bryce's Meddle (11)	2400m	2200m
		Position in running (margin)	-	11(11.6)
		Sectional time (s)	17.84	15.65
		Cumulative time (s)	197.06	179.22
		Speed (m/s)	11.21	12.78
		Stride length (m)	5.90	6.17
		Stride duration (s)	0.475	0.483
		Stride efficiency (%)	54.44	59.50
		Stride count	33.89	32.41

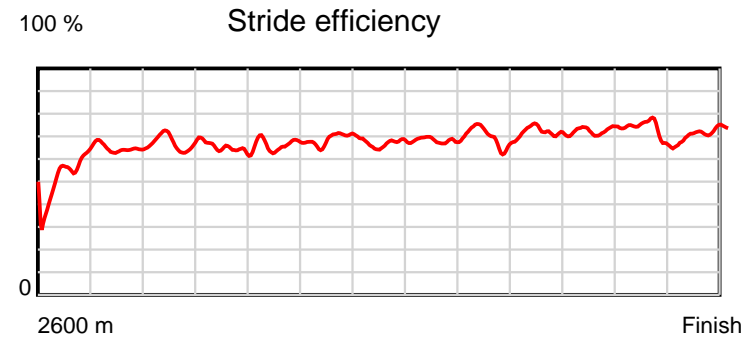
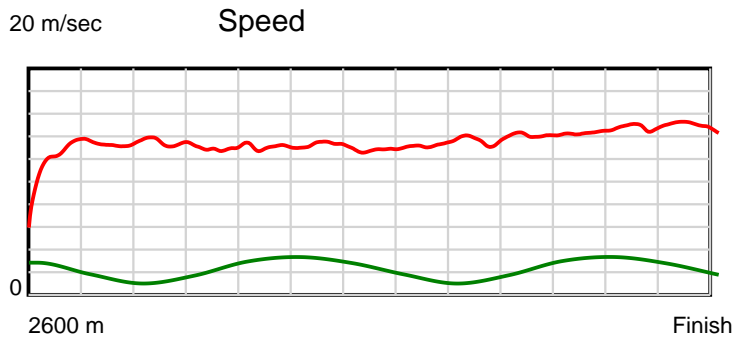
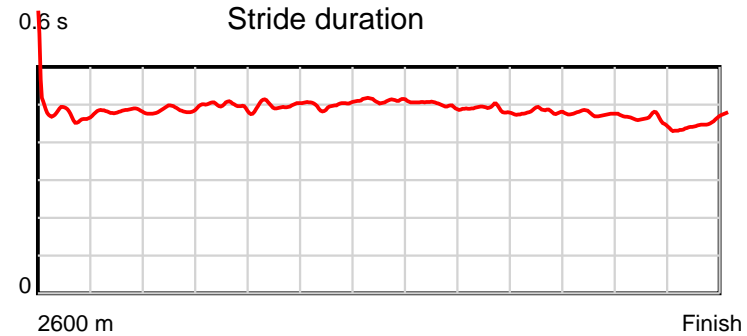
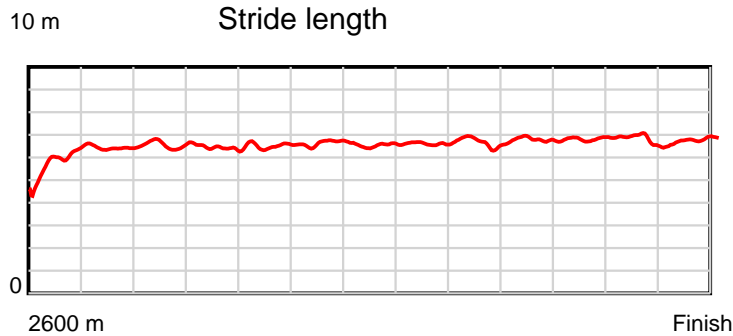
Disclaimer.

HRNZ and NZMTC and Thoroughbred Ratings Pty Ltd accepts no responsibility for the completeness or accuracy of any of the information contained herein, and makes no representations about its suitability for any particular purpose. Users should make their own judgements about those matters and/or seek independent advice. You assume all risks associated with use of the data provided on this page.

Race Results

August 29, 2025, Race 6, , Distance 2600m, Addington - Survey 3200m

Result	TAB no.	Horse (Barrier)	2200m to	2000m to	1800m to	1600m to	1400m to	1200m to	1000m to	800m to	600m to	400m to	200m to	Total or	Margin
9th	13	Bryce's Meddle (11)	2000m	1800m	1600m	1400m	1200m	1000m	800m	600m	400m	200m	WP	Average	
		Position in running (margin)	13(17.0)	13(14.4)	13(14.3)	13(13.5)	13(11.6)	13(12.8)	13(13.6)	13(12.4)	13(11.7)	13(10.3)	12(6.7)		3.40
		Sectional time (s)	14.97	15.51	15.69	15.53	15.63	15.41	14.77	14.22	14.37	14.12	13.35		
		Cumulative time (s)	163.57	148.60	133.09	117.40	101.87	86.24	70.83	56.06	41.84	27.47	13.35	3:17.06	
		Speed (m/s)	13.36	12.89	12.75	12.88	12.80	12.98	13.54	14.06	13.92	14.16	14.98	13.19	
		Stride length (m)	6.50	6.41	6.37	6.43	6.54	6.48	6.60	6.77	6.61	6.46	6.82	6.46	
		Stride duration (s)	0.487	0.497	0.500	0.499	0.511	0.499	0.487	0.481	0.475	0.456	0.455	0.489	
		Stride efficiency (%)	66.07	64.16	63.38	64.56	66.88	65.62	68.05	71.61	68.36	65.22	72.59	65.17	
		Stride count	30.76	31.21	31.40	31.12	30.57	30.86	30.31	29.54	30.24	30.96	29.34	402.61	



Note: Horizontal distance axis grid lines are 200m furlongs.

Disclaimer.

HRNZ and NZMTC and Thoroughbred Ratings Pty Ltd accepts no responsibility for the completeness or accuracy of any of the information contained herein, and makes no representations about its suitability for any particular purpose. Users should make their own judgements about those matters and/or seek independent advice. You assume all risks associated with use of the data provided on this page.



Race Results



August 29, 2025, Race 6, , Distance 2600m, Addington - Survey 3200m

Result	TAB no.	Horse (Barrier)	2600 to	2400m to
10th	9	Got You Covere... (3)	2400m	2200m
		Position in running (margin)	-	8(8.8)
		Sectional time (s)	17.13	14.73
		Cumulative time (s)	197.09	179.96
		Speed (m/s)	11.68	13.58
		Stride length (m)	5.58	5.98
		Stride duration (s)	0.440	0.440
		Stride efficiency (%)	48.58	55.84
		Stride count	35.87	33.46

Disclaimer.

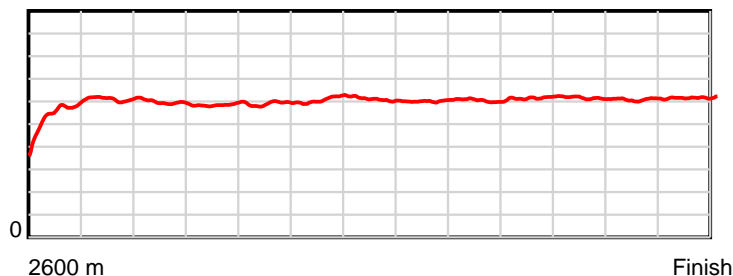
HRNZ and NZMTC and Thoroughbred Ratings Pty Ltd accepts no responsibility for the completeness or accuracy of any of the information contained herein, and makes no representations about its suitability for any particular purpose. Users should make their own judgements about those matters and/or seek independent advice. You assume all risks associated with use of the data provided on this page.

Race Results

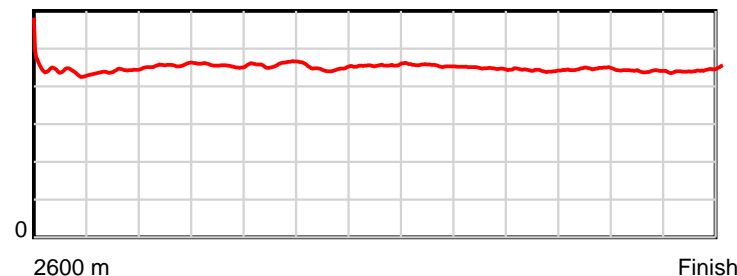
August 29, 2025, Race 6, , Distance 2600m, Addington - Survey 3200m

Result	TAB no.	Horse (Barrier)	2200m to	2000m to	1800m to	1600m to	1400m to	1200m to	1000m to	800m to	600m to	400m to	200m to	Total or	Margin
10th	9	Got You Covere... (3)	2000m	1800m	1600m	1400m	1200m	1000m	800m	600m	400m	200m	WP	Average	
		Position in running (margin)	8(8.7)	8(8.5)	8(8.3)	8(8.0)	6(4.1)	2(1.5)	2(1.7)	2(0.7)	2(0.2)	2(1.6)	4(1.6)		3.50
		Sectional time (s)	15.37	15.50	15.78	15.20	14.98	15.31	14.80	14.27	14.83	14.71	14.48		
		Cumulative time (s)	165.23	149.86	134.36	118.58	103.38	88.40	73.09	58.29	44.02	29.19	14.48	3:17.09	
		Speed (m/s)	13.01	12.90	12.67	13.16	13.35	13.06	13.51	14.02	13.49	13.60	13.81	13.19	
		Stride length (m)	5.93	5.88	5.82	5.89	6.09	5.94	6.05	6.20	6.02	5.98	6.14	5.96	
		Stride duration (s)	0.456	0.455	0.459	0.448	0.456	0.455	0.448	0.442	0.446	0.440	0.444	0.452	
		Stride efficiency (%)	55.02	53.95	52.94	54.27	57.87	55.17	57.24	60.08	56.64	55.94	58.89	55.46	
		Stride count	33.70	34.04	34.36	33.94	32.87	33.66	33.05	32.26	33.22	33.43	32.58	436.44	

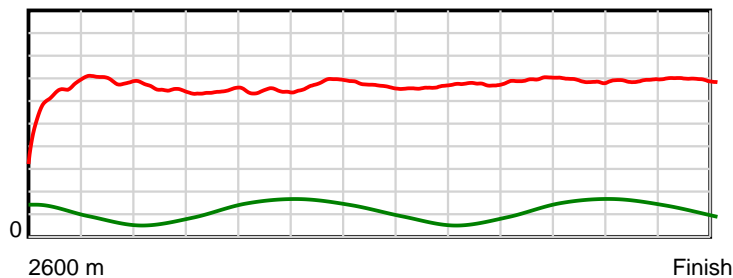
10 m Stride length



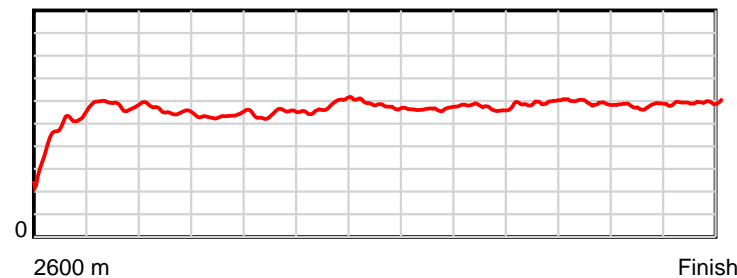
0.6 s Stride duration



20 m/sec Speed



100 % Stride efficiency



Note: Horizontal distance axis grid lines are 200m furlongs.

Disclaimer.

HRNZ and NZMTC and Thoroughbred Ratings Pty Ltd accepts no responsibility for the completeness or accuracy of any of the information contained herein, and makes no representations about its suitability for any particular purpose. Users should make their own judgements about those matters and/or seek independent advice. You assume all risks associated with use of the data provided on this page.



Race Results



August 29, 2025, Race 6, , Distance 2600m, Addington - Survey 3200m

Result	TAB no.	Horse (Barrier)	2600 to	2400m to
11th	11	Tokyo Rose (8)	2400m	2200m
		Position in running (margin)	-	10(11.0)
		Sectional time (s)	17.72	14.67
		Cumulative time (s)	197.10	179.38
		Speed (m/s)	11.29	13.63
		Stride length (m)	5.75	6.21
		Stride duration (s)	0.445	0.455
		Stride efficiency (%)	51.61	60.28
		Stride count	34.80	32.20

Disclaimer.

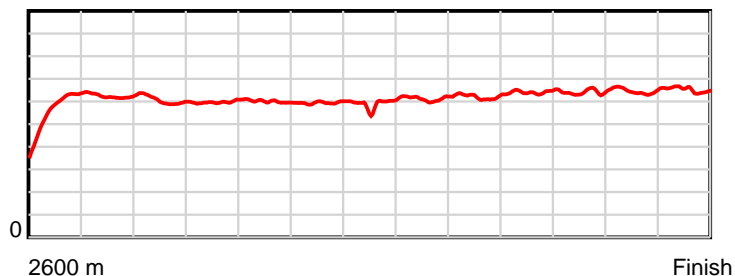
HRNZ and NZMTC and Thoroughbred Ratings Pty Ltd accepts no responsibility for the completeness or accuracy of any of the information contained herein, and makes no representations about its suitability for any particular purpose. Users should make their own judgements about those matters and/or seek independent advice. You assume all risks associated with use of the data provided on this page.

Race Results

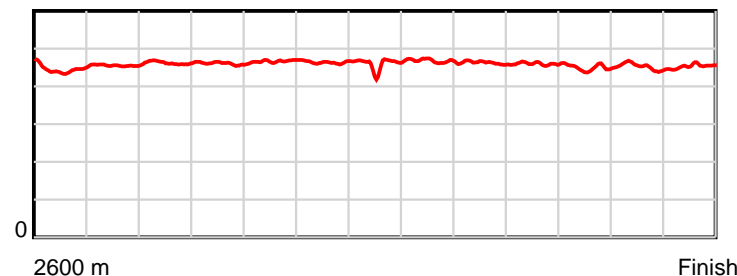
August 29, 2025, Race 6, , Distance 2600m, Addington - Survey 3200m

Result	TAB no.	Horse (Barrier)	2200m to	2000m to	1800m to	1600m to	1400m to	1200m to	1000m to	800m to	600m to	400m to	200m to	Total or	Margin
11th	11	Tokyo Rose (8)	2000m	1800m	1600m	1400m	1200m	1000m	800m	600m	400m	200m	WP	Average	
		Position in running (margin)	9(10.6)	9(9.3)	9(8.6)	9(8.1)	9(7.4)	9(8.1)	9(8.4)	9(7.7)	9(7.8)	9(6.3)	9(4.0)		3.60
		Sectional time (s)	15.19	15.41	15.74	15.74	15.54	15.33	14.85	14.36	14.34	14.33	13.88		
		Cumulative time (s)	164.71	149.52	134.11	118.37	102.63	87.09	71.76	56.91	42.55	28.21	13.88	3:17.10	
		Speed (m/s)	13.17	12.98	12.71	12.71	12.87	13.05	13.47	13.93	13.95	13.96	14.41	13.19	
		Stride length (m)	6.09	5.98	5.92	5.89	5.91	6.10	6.23	6.41	6.26	6.31	6.54	6.11	
		Stride duration (s)	0.462	0.461	0.466	0.464	0.459	0.468	0.463	0.460	0.449	0.452	0.454	0.464	
		Stride efficiency (%)	57.93	55.84	54.86	54.27	54.63	58.13	60.66	64.13	61.28	62.17	66.81	58.43	
		Stride count	32.85	33.46	33.76	33.94	33.83	32.79	32.10	31.22	31.94	31.71	30.59	425.19	

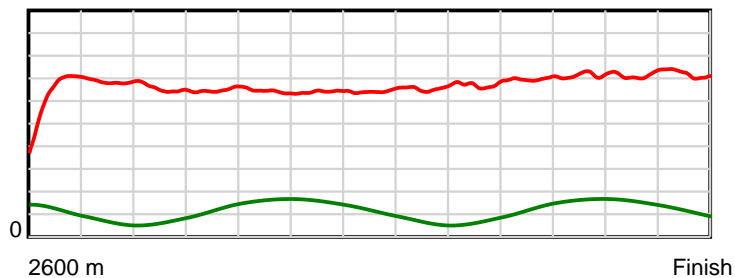
10 m Stride length



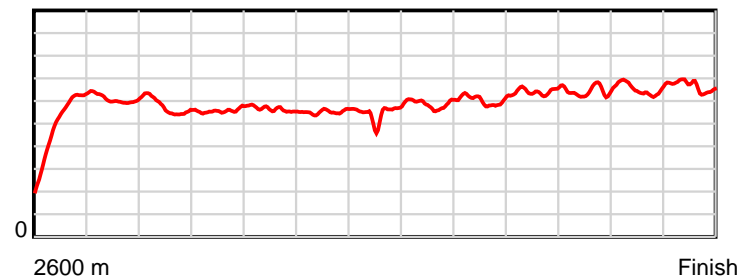
0.6 s Stride duration



20 m/sec Speed



100 % Stride efficiency



Note: Horizontal distance axis grid lines are 200m furlongs.

Disclaimer.

HRNZ and NZMTC and Thoroughbred Ratings Pty Ltd accepts no responsibility for the completeness or accuracy of any of the information contained herein, and makes no representations about its suitability for any particular purpose. Users should make their own judgements about those matters and/or seek independent advice. You assume all risks associated with use of the data provided on this page.



Race Results



August 29, 2025, Race 6, , Distance 2600m, Addington - Survey 3200m

Result	TAB no.	Horse (Barrier)	2600 to	2400m to
12th	12	Tempo Warrior (10)	2400m	2200m
		Position in running (margin)	-	12(13.4)
		Sectional time (s)	18.05	14.83
		Cumulative time (s)	197.46	179.41
		Speed (m/s)	11.08	13.49
		Stride length (m)	5.24	6.06
		Stride duration (s)	0.435	0.450
		Stride efficiency (%)	42.95	57.48
		Stride count	38.15	32.98

Disclaimer.

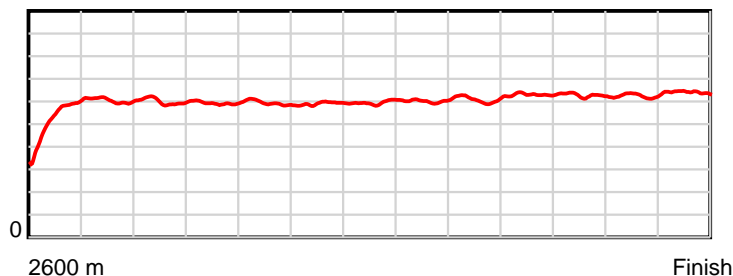
HRNZ and NZMTC and Thoroughbred Ratings Pty Ltd accepts no responsibility for the completeness or accuracy of any of the information contained herein, and makes no representations about its suitability for any particular purpose. Users should make their own judgements about those matters and/or seek independent advice. You assume all risks associated with use of the data provided on this page.

Race Results

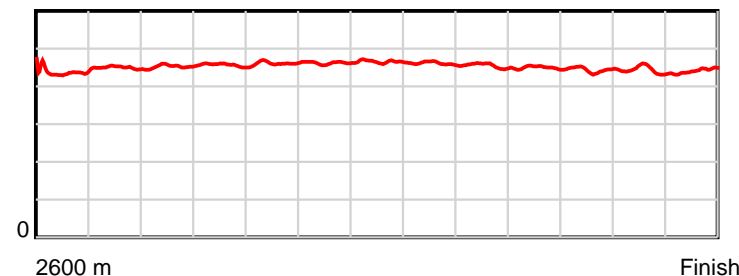
August 29, 2025, Race 6, , Distance 2600m, Addington - Survey 3200m

Result	TAB no.	Horse (Barrier)	2200m to	2000m to	1800m to	1600m to	1400m to	1200m to	1000m to	800m to	600m to	400m to	200m to	Total or	Margin
12th	12	Tempo Warrior (10)	2000m	1800m	1600m	1400m	1200m	1000m	800m	600m	400m	200m	WP	Average	
		Position in running (margin)	11(13.9)	11(11.7)	11(10.9)	11(9.9)	12(9.7)	11(10.1)	11(10.1)	11(9.6)	11(9.3)	11(8.6)	13(6.9)		5.50
		Sectional time (s)	15.04	15.39	15.67	15.81	15.48	15.28	14.89	14.29	14.49	14.43	13.81		
		Cumulative time (s)	164.58	149.54	134.15	118.48	102.67	87.19	71.91	57.02	42.73	28.24	13.81	3:17.46	
		Speed (m/s)	13.30	13.00	12.76	12.65	12.92	13.09	13.43	14.00	13.80	13.86	14.48	13.17	
		Stride length (m)	6.02	5.93	5.88	5.84	6.01	6.03	6.11	6.28	6.13	6.13	6.42	6.00	
		Stride duration (s)	0.453	0.457	0.461	0.462	0.465	0.461	0.455	0.449	0.444	0.442	0.443	0.455	
		Stride efficiency (%)	56.63	55.03	54.11	53.34	56.48	56.82	58.43	61.69	58.75	58.80	64.34	56.18	
		Stride count	33.22	33.70	33.99	34.23	33.27	33.17	32.71	31.83	32.62	32.60	31.17	433.64	

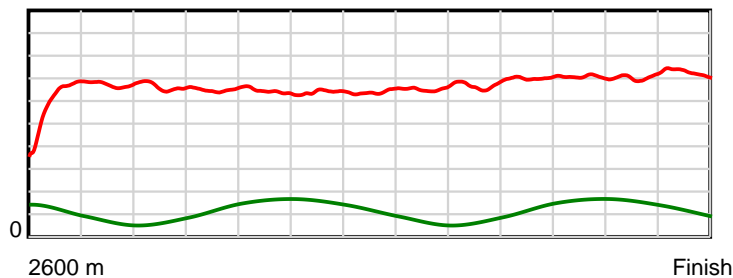
10 m Stride length



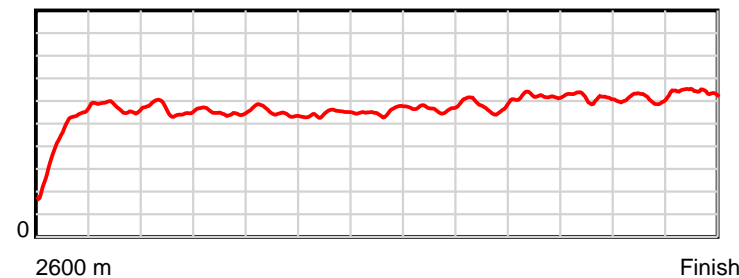
0.6 s Stride duration



20 m/sec Speed



100 % Stride efficiency



Note: Horizontal distance axis grid lines are 200m furlongs.

Disclaimer.

HRNZ and NZMTC and Thoroughbred Ratings Pty Ltd accepts no responsibility for the completeness or accuracy of any of the information contained herein, and makes no representations about its suitability for any particular purpose. Users should make their own judgements about those matters and/or seek independent advice. You assume all risks associated with use of the data provided on this page.



Race Results



August 29, 2025, Race 6, , Distance 2600m, Addington - Survey 3200m

Result	TAB no.	Horse (Barrier)	2600 to	2400m to
13th	3	Ebury Street (5)	2400m	2200m
		Position in running (margin)	-	6(4.8)
		Sectional time (s)	16.63	14.97
		Cumulative time (s)	197.71	181.08
		Speed (m/s)	12.03	13.36
		Stride length (m)	5.41	5.82
		Stride duration (s)	0.438	0.435
		Stride efficiency (%)	45.74	52.88
		Stride count	36.97	34.38

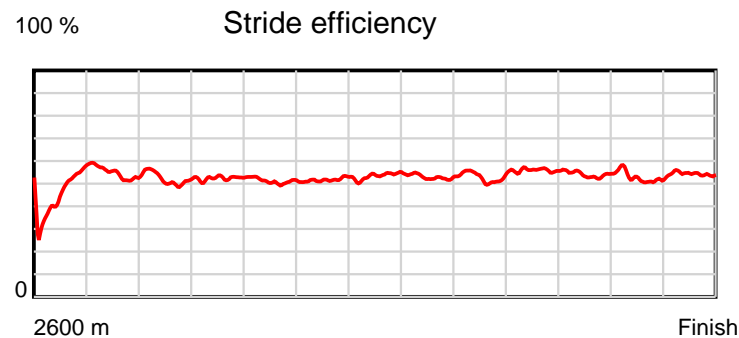
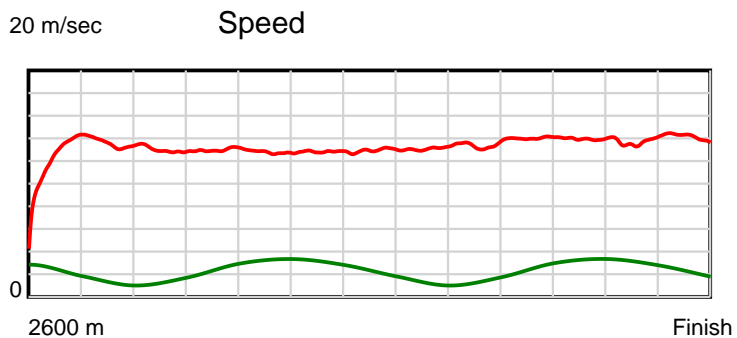
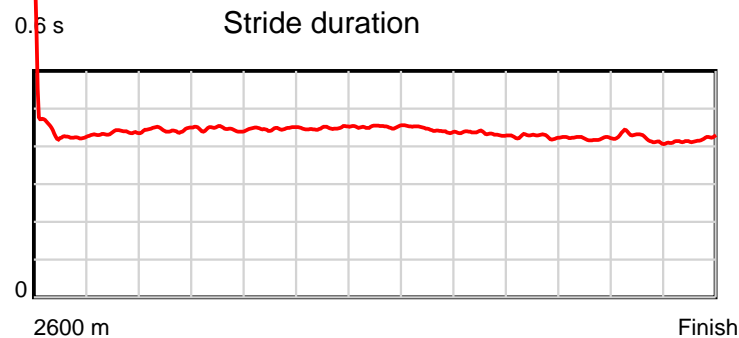
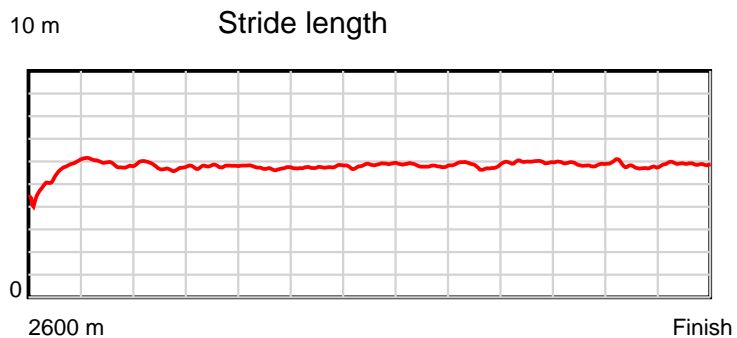
Disclaimer.

HRNZ and NZMTC and Thoroughbred Ratings Pty Ltd accepts no responsibility for the completeness or accuracy of any of the information contained herein, and makes no representations about its suitability for any particular purpose. Users should make their own judgements about those matters and/or seek independent advice. You assume all risks associated with use of the data provided on this page.

Race Results

August 29, 2025, Race 6, , Distance 2600m, Addington - Survey 3200m

Result	TAB no.	Horse (Barrier)	2200m to	2000m to	1800m to	1600m to	1400m to	1200m to	1000m to	800m to	600m to	400m to	200m to	Total or	Margin
13th	3	Ebury Street (5)	2000m	1800m	1600m	1400m	1200m	1000m	800m	600m	400m	200m	WP	Average	
		Position in running (margin)	6(6.2)	6(6.1)	6(5.8)	6(5.5)	7(5.4)	7(5.5)	7(6.0)	7(5.6)	7(5.6)	7(5.0)	11(5.8)		6.80
		Sectional time (s)	15.39	15.47	15.79	15.83	15.45	15.37	14.90	14.33	14.50	14.85	14.23		
		Cumulative time (s)	166.11	150.72	135.25	119.46	103.63	88.18	72.81	57.91	43.58	29.08	14.23	3:17.71	
		Speed (m/s)	13.00	12.93	12.67	12.63	12.94	13.01	13.42	13.96	13.79	13.47	14.05	13.15	
		Stride length (m)	5.78	5.76	5.67	5.67	5.85	5.79	5.83	5.95	5.81	5.70	5.87	5.76	
		Stride duration (s)	0.445	0.446	0.447	0.448	0.452	0.445	0.434	0.426	0.421	0.423	0.418	0.438	
		Stride efficiency (%)	52.18	51.86	50.18	50.19	53.50	52.34	53.06	55.34	52.71	50.76	53.92	51.82	
		Stride count	34.61	34.72	35.29	35.29	34.18	34.56	34.32	33.61	34.44	35.09	34.05	451.51	



Note: Horizontal distance axis grid lines are 200m furlongs.

Disclaimer.

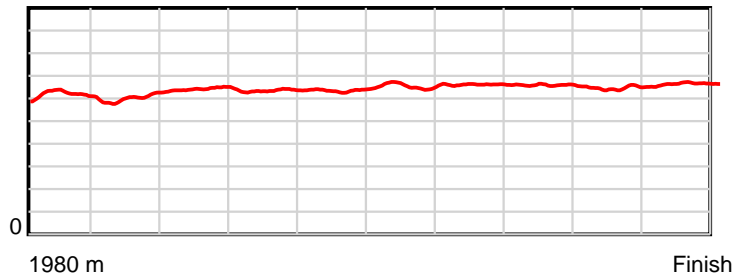
HRNZ and NZMTC and Thoroughbred Ratings Pty Ltd accepts no responsibility for the completeness or accuracy of any of the information contained herein, and makes no representations about its suitability for any particular purpose. Users should make their own judgements about those matters and/or seek independent advice. You assume all risks associated with use of the data provided on this page.

Race Results

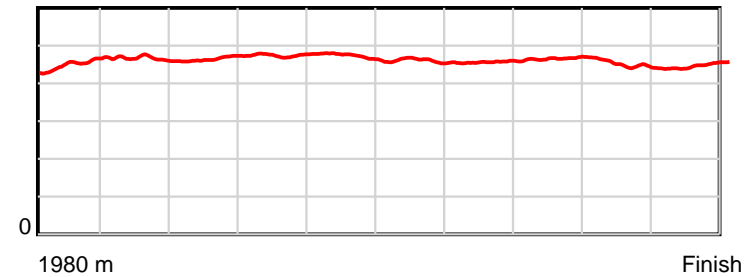
August 29, 2025, Race 7, , Distance 1980m, Addington - Survey 1980m

Result	TAB no.	Horse (Barrier)	1980 to	1800m to	1600m to	1400m to	1200m to	1000m to	800m to	600m to	400m to	200m to	Total or	Margin
1st	8	Always B You (8)	1800m	1600m	1400m	1200m	1000m	800m	600m	400m	200m	WP	Average	
		Position in running (margin)	-	8(7.3)	9(13.2)	8(9.1)	7(6.3)	7(7.1)	7(7.6)	7(6.0)	7(5.6)	5(3.9)		0.00
		Sectional time (s)	13.44	15.75	14.79	14.96	15.04	14.24	13.77	14.49	14.27	13.45		
		Cumulative time (s)	144.20	130.76	115.01	100.22	85.26	70.22	55.98	42.21	27.72	13.45	2:24.20	
		Speed (m/s)	13.39	12.70	13.52	13.37	13.30	14.04	14.52	13.80	14.02	14.87	13.73	
		Stride length (m)	6.15	5.92	6.29	6.34	6.28	6.46	6.63	6.44	6.28	6.66	6.34	
		Stride duration (s)	0.452	0.466	0.465	0.474	0.472	0.460	0.456	0.466	0.448	0.448	0.462	
		Stride efficiency (%)	59.02	54.75	61.80	62.87	61.65	65.24	68.66	64.75	61.70	69.38	62.82	
		Stride count	29.29	33.79	31.80	31.53	31.84	30.95	30.17	31.07	31.83	30.02	312.29	

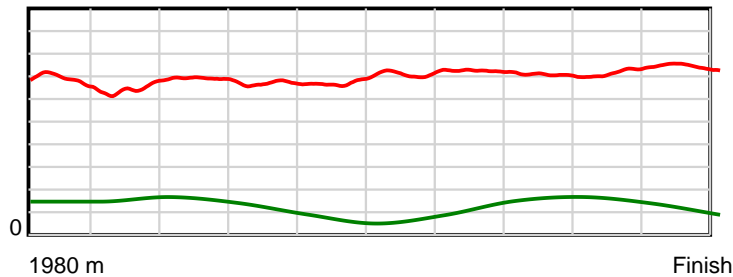
10 m Stride length



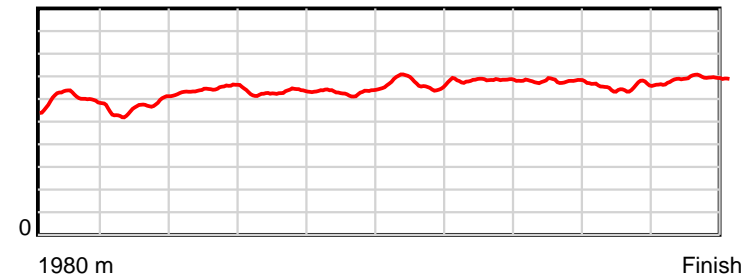
0.6 s Stride duration



20 m/sec Speed



100 % Stride efficiency



Note: Horizontal distance axis grid lines are 200m furlongs.

Disclaimer.

HRNZ and NZMTC and Thoroughbred Ratings Pty Ltd accepts no responsibility for the completeness or accuracy of any of the information contained herein, and makes no representations about its suitability for any particular purpose. Users should make their own judgements about those matters and/or seek independent advice. You assume all risks associated with use of the data provided on this page.

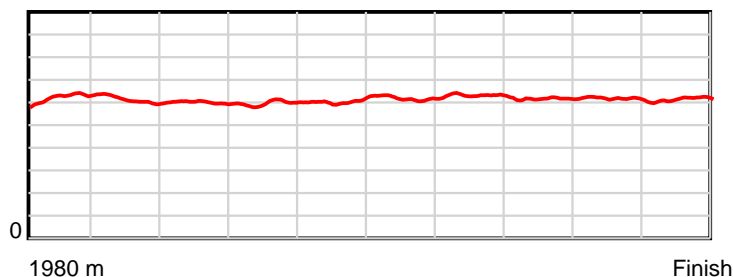


Race Results

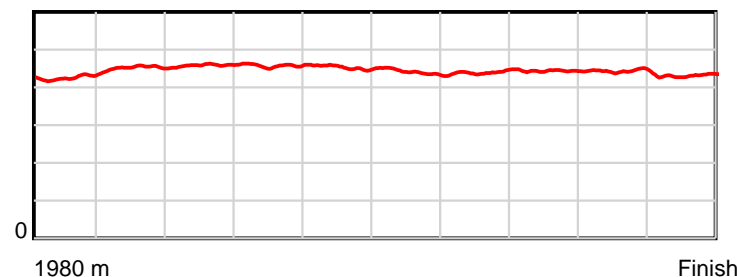
August 29, 2025, Race 7, , Distance 1980m, Addington - Survey 1980m

Result	TAB no.	Horse (Barrier)	1980 to	1800m to	1600m to	1400m to	1200m to	1000m to	800m to	600m to	400m to	200m to	Total or	Margin
2nd	1	Classie Linc (1)	1800m	1600m	1400m	1200m	1000m	800m	600m	400m	200m	WP	Average	
		Position in running (margin)	-	2(2.0)	2(3.4)	2(3.0)	2(1.6)	2(2.2)	2(2.7)	3(2.3)	3(2.4)	2(1.6)		0.40
		Sectional time (s)	12.50	15.00	15.40	15.19	15.02	14.23	13.96	14.59	14.41	13.97		
		Cumulative time (s)	144.27	131.77	116.77	101.37	86.18	71.16	56.93	42.97	28.38	13.97	2:24.27	
		Speed (m/s)	14.40	13.33	12.99	13.17	13.32	14.05	14.33	13.71	13.88	14.32	13.72	
		Stride length (m)	6.19	6.03	5.95	6.03	6.03	6.19	6.30	6.07	6.15	6.18	6.11	
		Stride duration (s)	0.426	0.452	0.458	0.458	0.453	0.440	0.440	0.443	0.443	0.432	0.445	
		Stride efficiency (%)	59.81	56.77	55.38	56.75	56.78	59.82	62.11	57.66	59.04	59.69	58.32	
		Stride count	29.10	33.18	33.59	33.19	33.18	32.33	31.72	32.93	32.54	32.36	324.12	

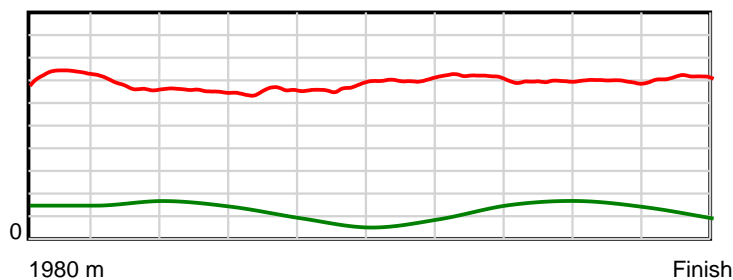
10 m Stride length



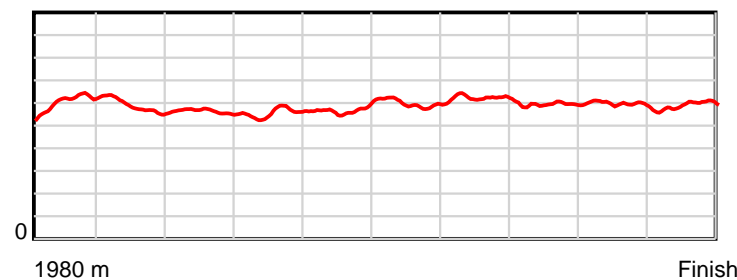
0.6 s Stride duration



20 m/sec Speed



100 % Stride efficiency



Note: Horizontal distance axis grid lines are 200m furlongs.

Disclaimer.

HRNZ and NZMTC and Thoroughbred Ratings Pty Ltd accepts no responsibility for the completeness or accuracy of any of the information contained herein, and makes no representations about its suitability for any particular purpose. Users should make their own judgements about those matters and/or seek independent advice. You assume all risks associated with use of the data provided on this page.

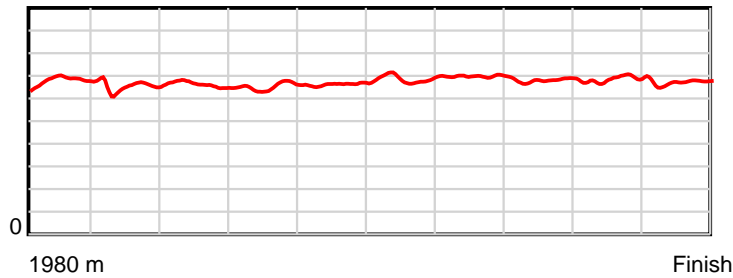


Race Results

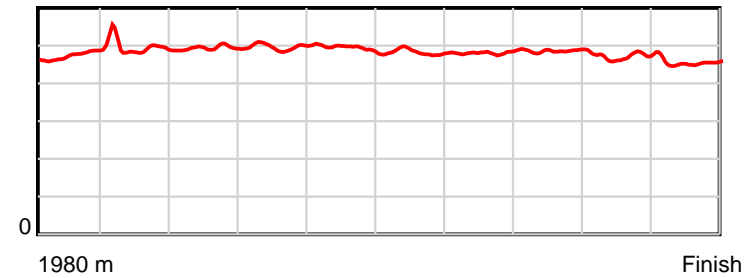
August 29, 2025, Race 7, , Distance 1980m, Addington - Survey 1980m

Result	TAB no.	Horse (Barrier)	1980 to	1800m to	1600m to	1400m to	1200m to	1000m to	800m to	600m to	400m to	200m to	Total or	Margin
3rd	10	Lakelsa (10)	1800m	1600m	1400m	1200m	1000m	800m	600m	400m	200m	WP	Average	
		Position in running (margin)	-	7(6.3)	6(10.3)	7(8.8)	8(8.2)	8(8.7)	8(8.2)	8(7.3)	9(7.8)	9(5.7)		1.60
		Sectional time (s)	13.10	15.44	15.23	15.31	15.00	14.06	13.88	14.65	14.19	13.64		
		Cumulative time (s)	144.50	131.40	115.96	100.73	85.42	70.42	56.36	42.48	27.83	13.64	2:24.50	
		Speed (m/s)	13.74	12.95	13.13	13.06	13.33	14.22	14.41	13.65	14.09	14.66	13.70	
		Stride length (m)	6.71	6.42	6.48	6.49	6.58	6.87	6.93	6.63	6.66	6.64	6.64	
		Stride duration (s)	0.475	0.495	0.494	0.497	0.494	0.483	0.481	0.486	0.472	0.453	0.484	
		Stride efficiency (%)	70.26	64.37	65.72	65.90	67.71	73.71	75.05	68.69	69.28	68.86	68.83	
		Stride count	26.84	31.16	30.84	30.80	30.38	29.12	28.86	30.17	30.04	30.13	298.34	

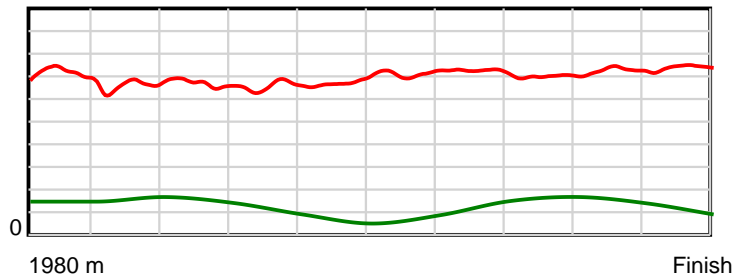
10 m Stride length



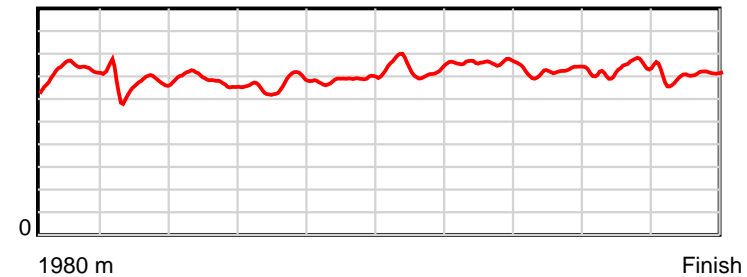
0.6 s Stride duration



20 m/sec Speed



100 % Stride efficiency



Note: Horizontal distance axis grid lines are 200m furlongs.

Disclaimer.

HRNZ and NZMTC and Thoroughbred Ratings Pty Ltd accepts no responsibility for the completeness or accuracy of any of the information contained herein, and makes no representations about its suitability for any particular purpose. Users should make their own judgements about those matters and/or seek independent advice. You assume all risks associated with use of the data provided on this page.

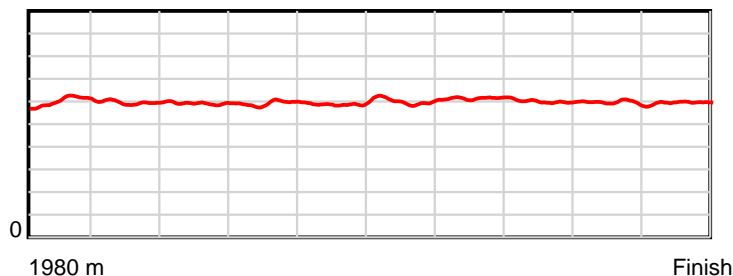


Race Results

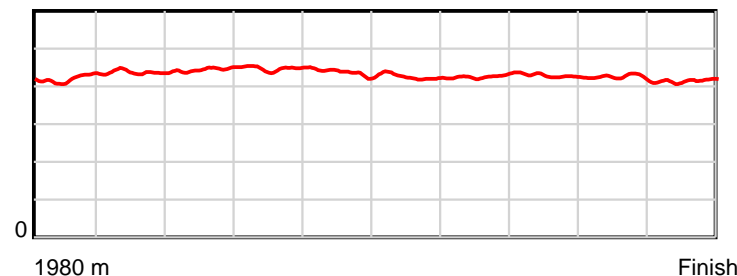
August 29, 2025, Race 7, , Distance 1980m, Addington - Survey 1980m

Result	TAB no.	Horse (Barrier)	1980 to	1800m to	1600m to	1400m to	1200m to	1000m to	800m to	600m to	400m to	200m to	Total or	Margin
4th	3	Amaretto Franc... (3)	1800m	1600m	1400m	1200m	1000m	800m	600m	400m	200m	WP	Average	
		Position in running (margin)	-	5(4.2)	3(5.2)	3(4.4)	4(3.7)	4(3.9)	4(4.2)	4(3.7)	4(3.5)	3(3.0)		1.90
		Sectional time (s)	12.89	14.94	15.33	15.31	14.95	14.20	13.95	14.54	14.45	14.00		
		Cumulative time (s)	144.56	131.67	116.73	101.40	86.09	71.14	56.94	42.99	28.45	14.00	2:24.56	
		Speed (m/s)	13.96	13.39	13.05	13.06	13.38	14.08	14.34	13.76	13.84	14.29	13.70	
		Stride length (m)	5.93	5.85	5.80	5.85	5.84	5.99	6.11	5.89	5.86	5.93	5.90	
		Stride duration (s)	0.420	0.437	0.445	0.447	0.436	0.425	0.426	0.428	0.424	0.415	0.431	
		Stride efficiency (%)	54.92	53.46	52.61	53.41	53.27	56.02	58.40	54.15	53.71	54.96	54.45	
		Stride count	30.36	34.19	34.47	34.21	34.26	33.40	32.72	33.98	34.11	33.72	335.42	

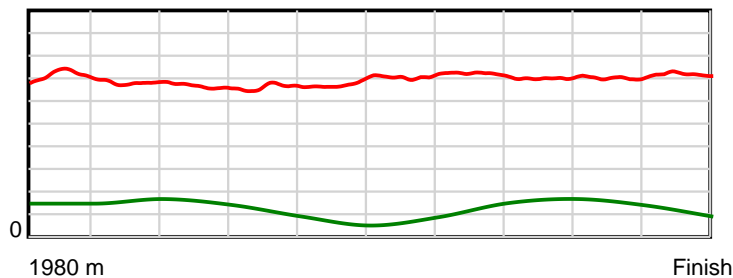
10 m Stride length



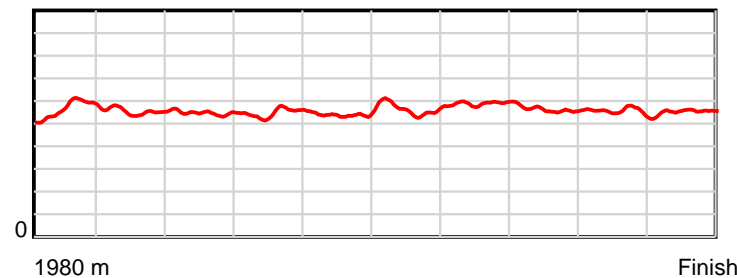
0.6 s Stride duration



20 m/sec Speed



100 % Stride efficiency



Note: Horizontal distance axis grid lines are 200m furlongs.

Disclaimer.

HRNZ and NZMTC and Thoroughbred Ratings Pty Ltd accepts no responsibility for the completeness or accuracy of any of the information contained herein, and makes no representations about its suitability for any particular purpose. Users should make their own judgements about those matters and/or seek independent advice. You assume all risks associated with use of the data provided on this page.

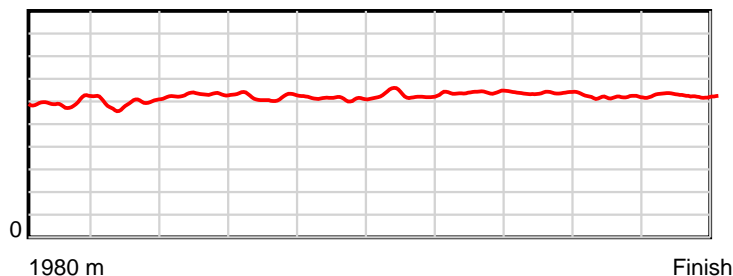


Race Results

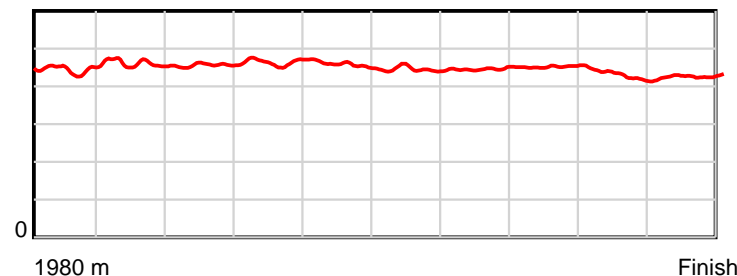
August 29, 2025, Race 7, , Distance 1980m, Addington - Survey 1980m

Result	TAB no.	Horse (Barrier)	1980 to	1800m to	1600m to	1400m to	1200m to	1000m to	800m to	600m to	400m to	200m to	Total or	Margin
5th	9	Treacherous Ga... (9)	1800m	1600m	1400m	1200m	1000m	800m	600m	400m	200m	WP	Average	
		Position in running (margin)	-	10(8.9)	10(15.6)	10(11.4)	9(8.5)	9(9.1)	9(9.4)	9(8.3)	8(7.5)	8(5.4)		2.00
		Sectional time (s)	13.70	15.89	14.76	14.94	15.02	14.20	13.85	14.43	14.19	13.59		
		Cumulative time (s)	144.57	130.87	114.98	100.22	85.28	70.26	56.06	42.21	27.78	13.59	2:24.57	
		Speed (m/s)	13.14	12.59	13.55	13.39	13.32	14.08	14.44	13.86	14.09	14.72	13.70	
		Stride length (m)	5.92	5.81	6.18	6.23	6.09	6.27	6.45	6.26	6.03	6.29	6.15	
		Stride duration (s)	0.445	0.462	0.456	0.465	0.457	0.445	0.446	0.452	0.427	0.427	0.449	
		Stride efficiency (%)	54.75	52.73	59.69	60.60	57.94	61.46	64.94	61.29	56.73	61.78	59.08	
		Stride count	30.41	34.43	32.36	32.12	32.84	31.89	31.03	31.93	33.19	31.81	322.01	

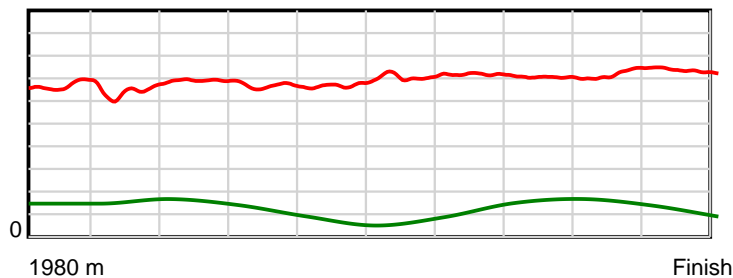
10 m Stride length



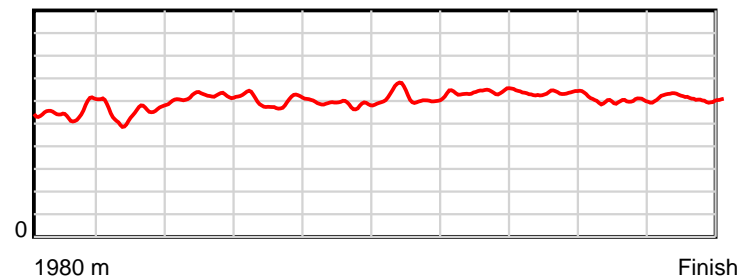
0.6 s Stride duration



20 m/sec Speed



100 % Stride efficiency



Note: Horizontal distance axis grid lines are 200m furlongs.

Disclaimer.

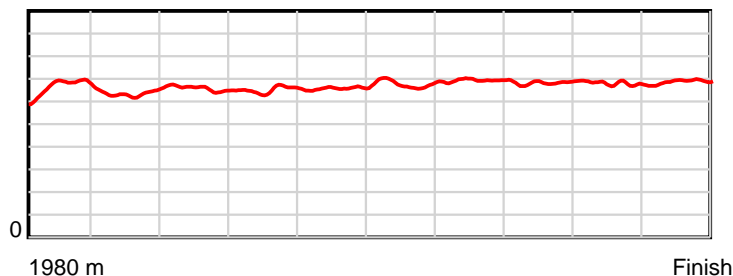
HRNZ and NZMTC and Thoroughbred Ratings Pty Ltd accepts no responsibility for the completeness or accuracy of any of the information contained herein, and makes no representations about its suitability for any particular purpose. Users should make their own judgements about those matters and/or seek independent advice. You assume all risks associated with use of the data provided on this page.

Race Results

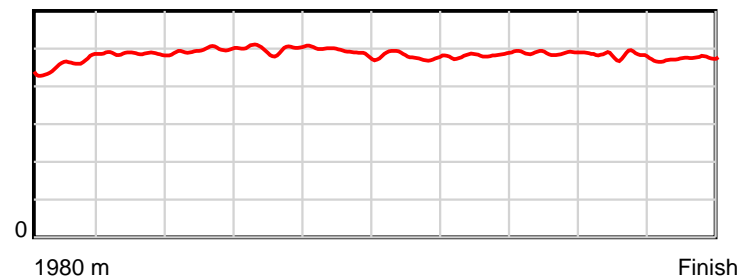
August 29, 2025, Race 7, , Distance 1980m, Addington - Survey 1980m

Result	TAB no.	Horse (Barrier)	1980 to	1800m to	1600m to	1400m to	1200m to	1000m to	800m to	600m to	400m to	200m to	Total or	Margin
6th	4	Our Shangri La... (4)	1800m	1600m	1400m	1200m	1000m	800m	600m	400m	200m	WP	Average	
		Position in running (margin)	-	3(2.1)	4(7.1)	5(6.8)	6(6.1)	6(6.0)	6(5.9)	6(5.2)	6(5.2)	7(4.8)		2.00
		Sectional time (s)	12.57	15.60	15.41	15.30	14.90	14.13	13.91	14.58	14.47	13.71		
		Cumulative time (s)	144.58	132.01	116.41	101.00	85.70	70.80	56.67	42.76	28.18	13.71	2:24.58	
		Speed (m/s)	14.32	12.82	12.98	13.07	13.42	14.15	14.38	13.72	13.82	14.59	13.69	
		Stride length (m)	6.64	6.24	6.45	6.54	6.58	6.81	6.94	6.70	6.66	6.92	6.64	
		Stride duration (s)	0.460	0.487	0.497	0.500	0.490	0.481	0.483	0.489	0.482	0.474	0.485	
		Stride efficiency (%)	68.81	60.83	65.03	66.75	67.69	72.36	75.23	70.18	69.28	74.75	68.89	
		Stride count	27.13	32.06	31.00	30.60	30.39	29.39	28.83	29.84	30.04	28.92	298.20	

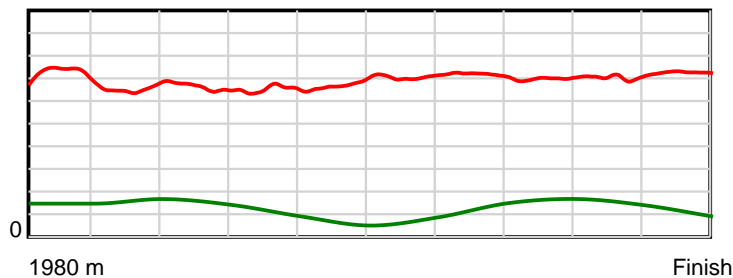
10 m Stride length



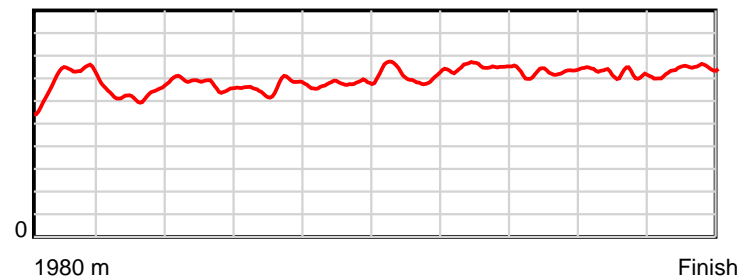
0.6 s Stride duration



20 m/sec Speed



100 % Stride efficiency



Note: Horizontal distance axis grid lines are 200m furlongs.

Disclaimer.

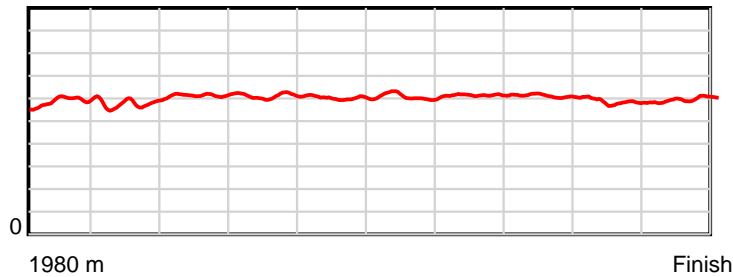
HRNZ and NZMTC and Thoroughbred Ratings Pty Ltd accepts no responsibility for the completeness or accuracy of any of the information contained herein, and makes no representations about its suitability for any particular purpose. Users should make their own judgements about those matters and/or seek independent advice. You assume all risks associated with use of the data provided on this page.

Race Results

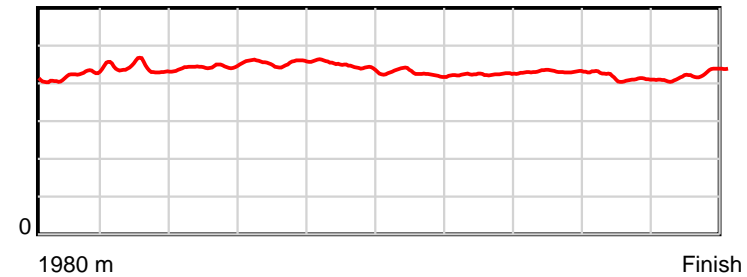
August 29, 2025, Race 7, , Distance 1980m, Addington - Survey 1980m

Result	TAB no.	Horse (Barrier)	1980 to	1800m to	1600m to	1400m to	1200m to	1000m to	800m to	600m to	400m to	200m to	Total or	Margin
7th	5	Boudica (5)	1800m	1600m	1400m	1200m	1000m	800m	600m	400m	200m	WP	Average	
		Position in running (margin)	-	6(5.8)	7(11.2)	6(7.1)	5(4.2)	5(5.0)	5(5.3)	5(4.3)	5(3.6)	4(3.7)		4.00
		Sectional time (s)	13.04	15.66	14.80	14.93	15.05	14.20	13.85	14.46	14.56	14.40		
		Cumulative time (s)	144.95	131.91	116.25	101.45	86.52	71.47	57.27	43.42	28.96	14.40	2:24.95	
		Speed (m/s)	13.80	12.77	13.51	13.40	13.29	14.08	14.44	13.83	13.74	13.89	13.66	
		Stride length (m)	5.83	5.63	6.02	6.09	5.91	6.02	6.12	5.97	5.68	5.91	5.92	
		Stride duration (s)	0.421	0.441	0.445	0.455	0.445	0.427	0.424	0.431	0.414	0.426	0.433	
		Stride efficiency (%)	53.12	49.51	56.59	58.01	54.64	56.58	58.59	55.65	50.42	54.59	54.67	
		Stride count	30.87	35.53	33.24	32.82	33.82	33.24	32.66	33.51	35.21	33.84	334.74	

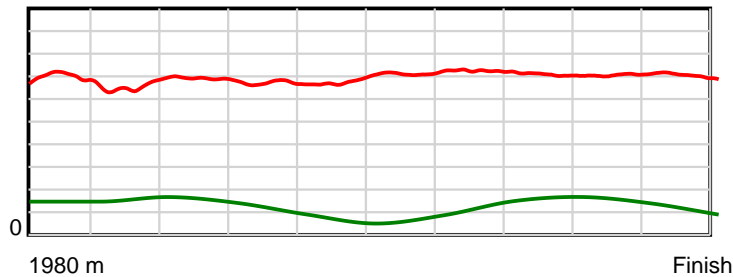
10 m Stride length



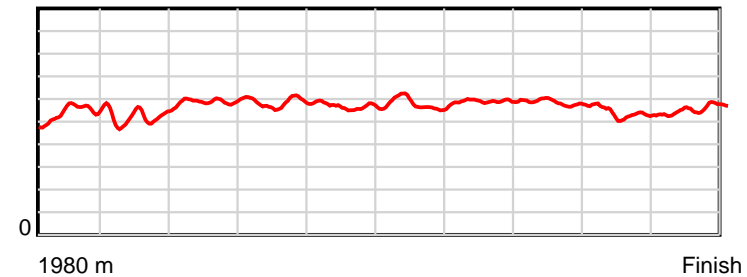
0.6 s Stride duration



20 m/sec Speed



100 % Stride efficiency



Note: Horizontal distance axis grid lines are 200m furlongs.

Disclaimer.

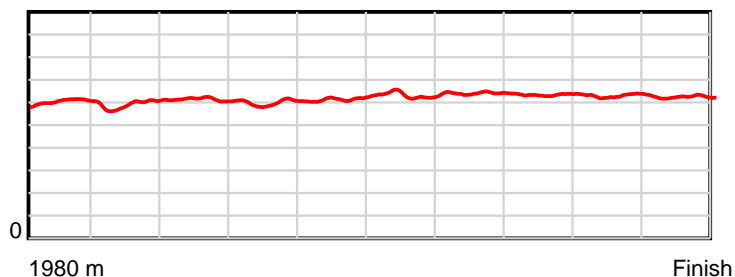
HRNZ and NZMTC and Thoroughbred Ratings Pty Ltd accepts no responsibility for the completeness or accuracy of any of the information contained herein, and makes no representations about its suitability for any particular purpose. Users should make their own judgements about those matters and/or seek independent advice. You assume all risks associated with use of the data provided on this page.

Race Results

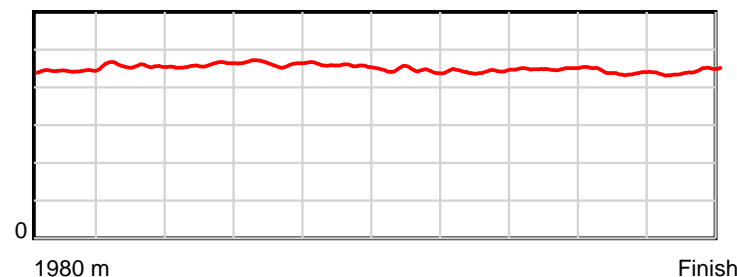
August 29, 2025, Race 7, , Distance 1980m, Addington - Survey 1980m

Result	TAB no.	Horse (Barrier)	1980 to	1800m to	1600m to	1400m to	1200m to	1000m to	800m to	600m to	400m to	200m to	Total or	Margin
8th	7	Dance Till Daw... (7)	1800m	1600m	1400m	1200m	1000m	800m	600m	400m	200m	WP	Average	
		Position in running (margin)	-	9(8.2)	8(12.9)	9(10.8)	10(10.6)	10(10.9)	10(11.3)	10(9.6)	10(8.9)	10(6.5)		5.90
		Sectional time (s)	13.37	15.56	15.12	15.37	14.97	14.23	13.73	14.47	14.15	14.34		
		Cumulative time (s)	145.31	131.94	116.38	101.26	85.89	70.92	56.69	42.96	28.49	14.34	2:25.31	
		Speed (m/s)	13.46	12.85	13.23	13.01	13.36	14.05	14.57	13.82	14.13	13.95	13.63	
		Stride length (m)	6.00	5.88	6.07	6.03	6.12	6.25	6.45	6.22	6.21	6.17	6.14	
		Stride duration (s)	0.444	0.458	0.459	0.463	0.458	0.445	0.443	0.450	0.439	0.442	0.450	
		Stride efficiency (%)	56.19	54.08	57.65	56.84	58.47	61.07	64.95	60.46	60.25	59.50	58.87	
		Stride count	30.02	34.00	32.93	33.16	32.70	31.99	31.02	32.15	32.21	32.41	322.59	

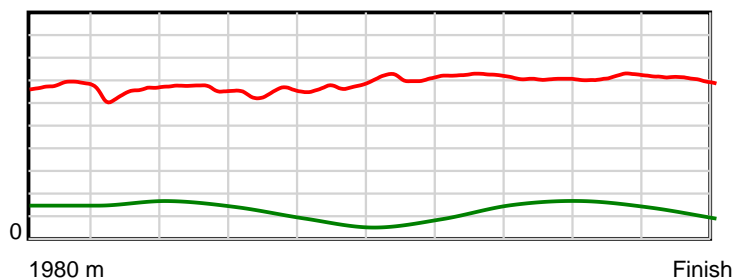
10 m Stride length



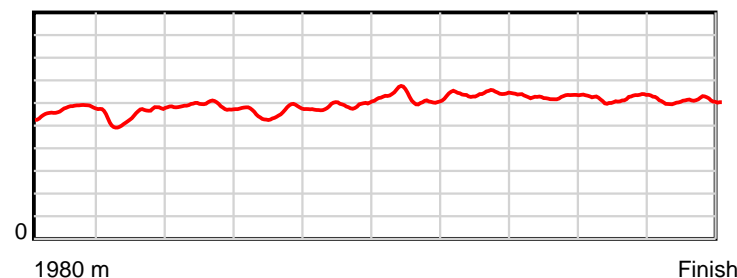
0.6 s Stride duration



20 m/sec Speed



100 % Stride efficiency



Note: Horizontal distance axis grid lines are 200m furlongs.

Disclaimer.

HRNZ and NZMTC and Thoroughbred Ratings Pty Ltd accepts no responsibility for the completeness or accuracy of any of the information contained herein, and makes no representations about its suitability for any particular purpose. Users should make their own judgements about those matters and/or seek independent advice. You assume all risks associated with use of the data provided on this page.

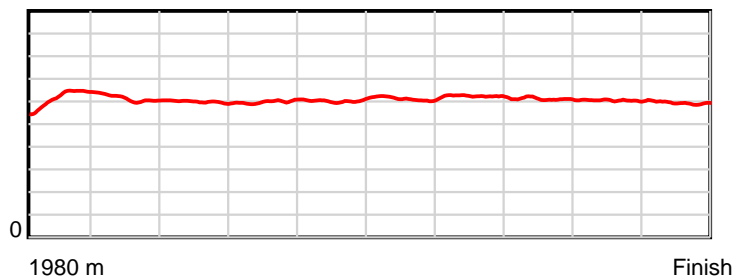


Race Results

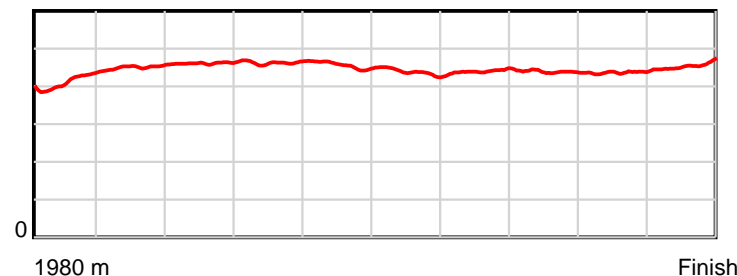
August 29, 2025, Race 7, , Distance 1980m, Addington - Survey 1980m

Result	TAB no.	Horse (Barrier)	1980 to	1800m to	1600m to	1400m to	1200m to	1000m to	800m to	600m to	400m to	200m to	Total or	Margin
9th	2	Cardi B (2)	1800m	1600m	1400m	1200m	1000m	800m	600m	400m	200m	WP	Average	
		Position in running (margin)	-	1(0.0)	1(0.0)	1(0.0)	1(0.0)	1(0.0)	1(0.0)	1(0.0)	1(0.0)	1(0.0)		5.90
		Sectional time (s)	12.11	14.78	15.47	15.41	14.92	14.15	14.03	14.57	14.54	15.35		
		Cumulative time (s)	145.33	133.22	118.44	102.97	87.56	72.64	58.49	44.46	29.89	15.35	2:25.33	
		Speed (m/s)	14.86	13.53	12.93	12.98	13.40	14.13	14.26	13.73	13.76	13.03	13.62	
		Stride length (m)	6.14	6.10	5.97	6.00	6.11	6.19	6.27	6.02	6.01	5.94	6.07	
		Stride duration (s)	0.413	0.451	0.462	0.463	0.455	0.438	0.440	0.438	0.437	0.456	0.446	
		Stride efficiency (%)	58.92	58.22	55.68	56.34	58.27	59.83	61.48	56.56	56.45	55.22	57.64	
		Stride count	29.31	32.77	33.51	33.31	32.75	32.32	31.88	33.24	33.27	33.64	326.00	

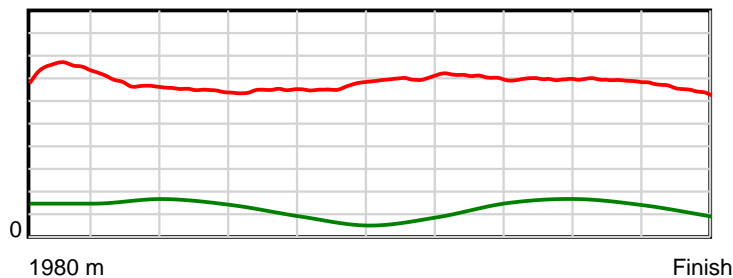
10 m Stride length



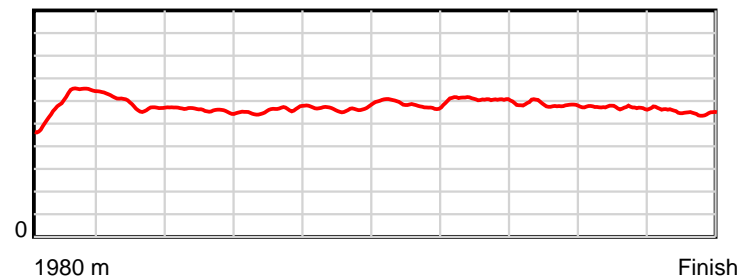
0.6 s Stride duration



20 m/sec Speed



100 % Stride efficiency



Note: Horizontal distance axis grid lines are 200m furlongs.

Disclaimer.

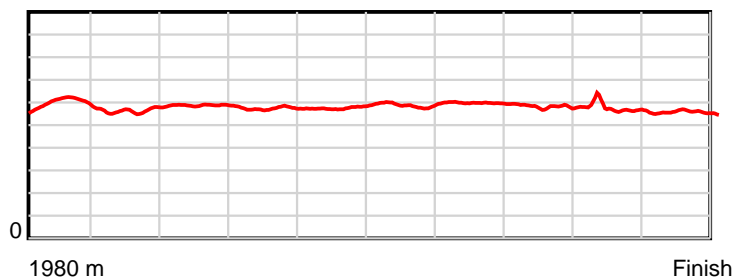
HRNZ and NZMTC and Thoroughbred Ratings Pty Ltd accepts no responsibility for the completeness or accuracy of any of the information contained herein, and makes no representations about its suitability for any particular purpose. Users should make their own judgements about those matters and/or seek independent advice. You assume all risks associated with use of the data provided on this page.

Race Results

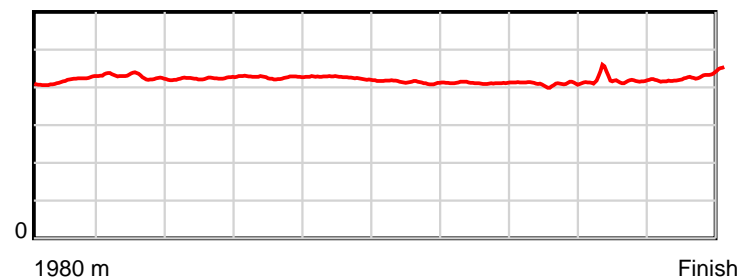
August 29, 2025, Race 7, , Distance 1980m, Addington - Survey 1980m

Result	TAB no.	Horse (Barrier)	1980 to	1800m to	1600m to	1400m to	1200m to	1000m to	800m to	600m to	400m to	200m to	Total or	Margin
10th	6	Akatea (6)	1800m	1600m	1400m	1200m	1000m	800m	600m	400m	200m	WP	Average	
		Position in running (margin)	-	4(4.1)	5(9.5)	4(5.8)	3(2.8)	3(2.9)	3(3.6)	2(2.2)	2(1.9)	6(4.4)		10.60
		Sectional time (s)	12.90	15.69	14.84	14.93	14.94	14.25	13.81	14.51	14.96	15.38		
		Cumulative time (s)	146.21	133.31	117.62	102.78	87.85	72.91	58.66	44.85	30.34	15.38	2:26.21	
		Speed (m/s)	13.95	12.75	13.48	13.40	13.39	14.04	14.48	13.78	13.37	13.00	13.54	
		Stride length (m)	5.92	5.47	5.72	5.72	5.69	5.80	5.96	5.64	5.59	5.59	5.71	
		Stride duration (s)	0.419	0.429	0.424	0.427	0.425	0.413	0.412	0.410	0.418	0.430	0.421	
		Stride efficiency (%)	54.84	46.71	51.13	51.08	50.57	52.60	55.55	49.77	48.86	48.92	50.87	
		Stride count	30.39	36.58	34.96	34.98	35.16	34.47	33.54	35.44	35.77	35.75	347.04	

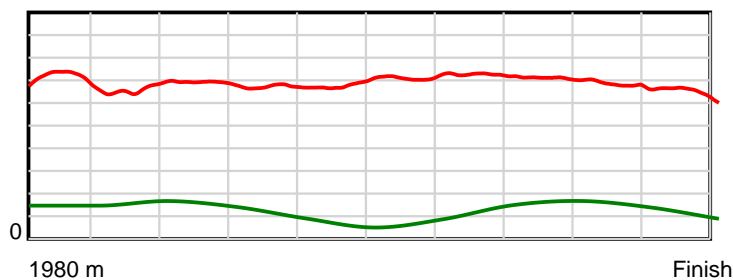
10 m Stride length



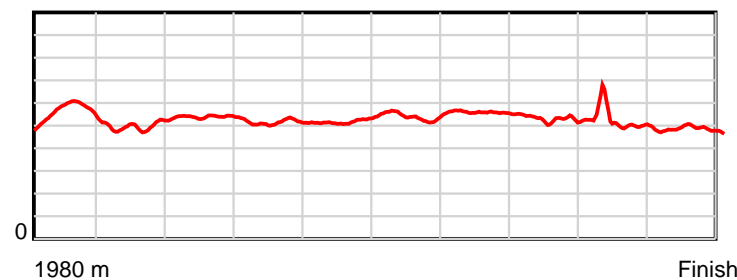
0.6 s Stride duration



20 m/sec Speed



100 % Stride efficiency



Note: Horizontal distance axis grid lines are 200m furlongs.

Disclaimer.

HRNZ and NZMTC and Thoroughbred Ratings Pty Ltd accepts no responsibility for the completeness or accuracy of any of the information contained herein, and makes no representations about its suitability for any particular purpose. Users should make their own judgements about those matters and/or seek independent advice. You assume all risks associated with use of the data provided on this page.



Race Results



August 29, 2025, Race 8, THERMO KING HANDICAP TROT, Distance 2600m, Addington - Survey 3200m

Result	TAB no.	Horse (Barrier)	2600 to	2400m to
1st	12	Bounce N Beyon... (1)	2400m	2200m
		Position in running (margin)	-	11(12.0)
		Sectional time (s)	18.85	15.15
		Cumulative time (s)	200.01	181.16
		Speed (m/s)	10.61	13.20
		Stride length (m)	5.67	5.96
		Stride duration (s)	0.446	0.452
		Stride efficiency (%)	50.21	55.52
		Stride count	35.28	33.55

Disclaimer.

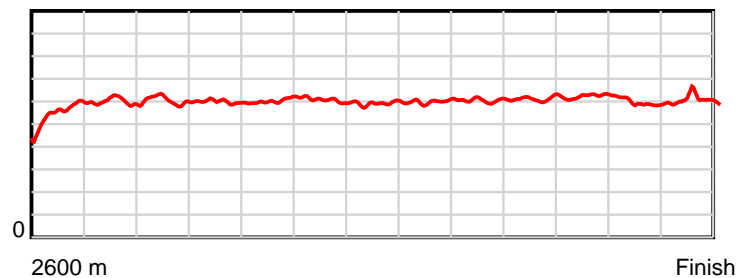
HRNZ and NZMTC and Thoroughbred Ratings Pty Ltd accepts no responsibility for the completeness or accuracy of any of the information contained herein, and makes no representations about its suitability for any particular purpose. Users should make their own judgements about those matters and/or seek independent advice. You assume all risks associated with use of the data provided on this page.

Race Results

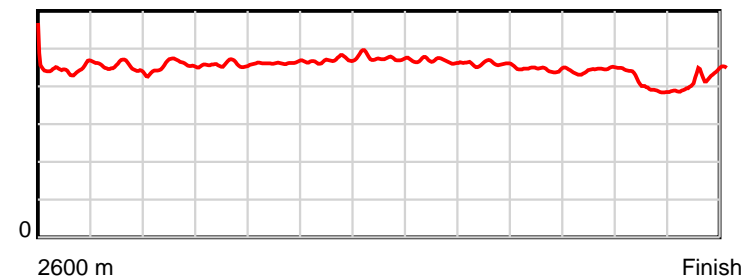
August 29, 2025, Race 8, THERMO KING HANDICAP TROT, Distance 2600m, Addington - Survey 3200m

Result	TAB no.	Horse (Barrier)	2200m to	2000m to	1800m to	1600m to	1400m to	1200m to	1000m to	800m to	600m to	400m to	200m to	Total or	Margin
1st	12	Bounce N Beyon... (1)	2000m	1800m	1600m	1400m	1200m	1000m	800m	600m	400m	200m	WP	Average	
		Position in running (margin)	10(12.9)	10(14.6)	10(12.8)	10(13.2)	10(12.2)	10(11.7)	10(10.4)	9(8.7)	8(7.4)	8(6.2)	5(3.0)		0.00
		Sectional time (s)	15.15	15.17	15.72	16.05	15.98	15.70	15.07	14.55	14.43	14.25	13.94		
		Cumulative time (s)	166.01	150.86	135.69	119.97	103.92	87.94	72.24	57.17	42.62	28.19	13.94	3:20.01	
		Speed (m/s)	13.20	13.18	12.72	12.46	12.52	12.74	13.27	13.75	13.86	14.04	14.35	13.00	
		Stride length (m)	6.00	6.05	5.88	5.86	5.95	5.95	6.09	6.12	6.15	5.63	6.06	5.95	
		Stride duration (s)	0.455	0.458	0.462	0.470	0.476	0.467	0.459	0.445	0.443	0.401	0.422	0.458	
		Stride efficiency (%)	56.31	57.11	54.09	53.58	55.37	55.35	57.98	58.60	59.03	49.51	57.35	55.28	
		Stride count	33.32	33.08	33.99	34.15	33.60	33.61	32.83	32.66	32.54	35.53	33.01	437.15	

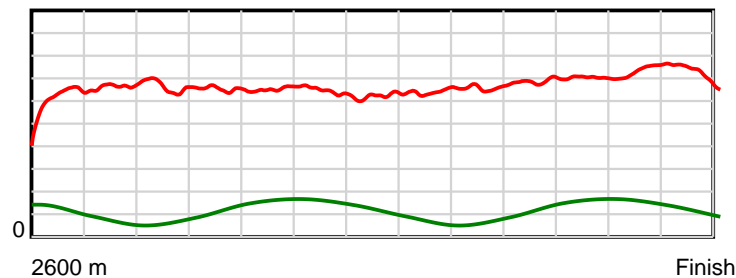
10 m Stride length



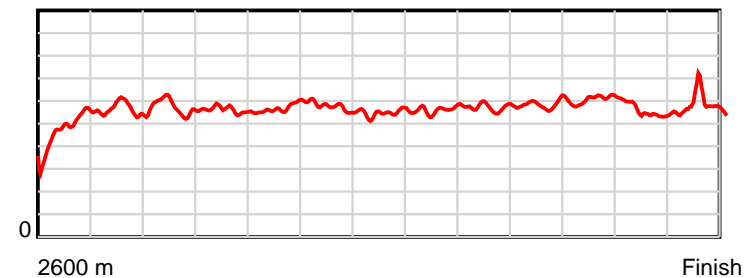
0.6 s Stride duration



20 m/sec Speed



100 % Stride efficiency



Note: Horizontal distance axis grid lines are 200m furlongs.

Disclaimer.

HRNZ and NZMTC and Thoroughbred Ratings Pty Ltd accepts no responsibility for the completeness or accuracy of any of the information contained herein, and makes no representations about its suitability for any particular purpose. Users should make their own judgements about those matters and/or seek independent advice. You assume all risks associated with use of the data provided on this page.



Race Results



August 29, 2025, Race 8, THERMO KING HANDICAP TROT, Distance 2600m, Addington - Survey 3200m

Result	TAB no.	Horse (Barrier)	2600 to	2400m to
2nd	1	Brett's Mate (3)	2400m	2200m
		Position in running (margin)	-	3(3.5)
		Sectional time (s)	17.53	14.59
		Cumulative time (s)	200.39	182.86
		Speed (m/s)	11.41	13.71
		Stride length (m)	5.94	6.53
		Stride duration (s)	0.501	0.476
		Stride efficiency (%)	55.08	66.67
		Stride count	33.69	30.62

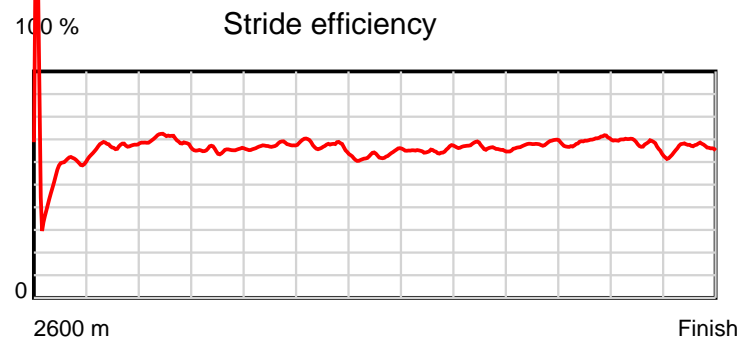
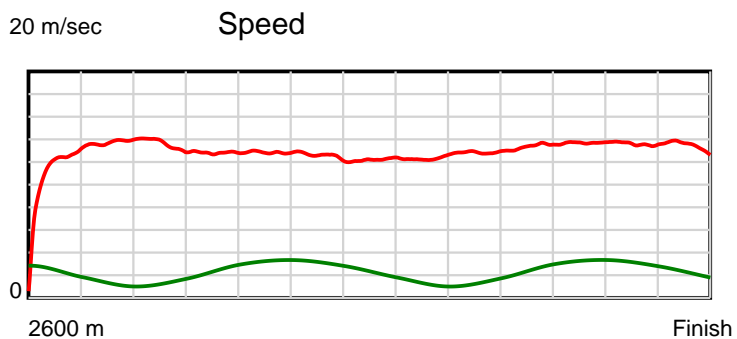
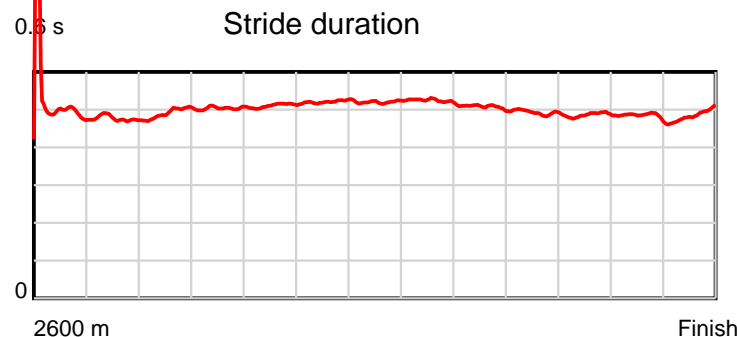
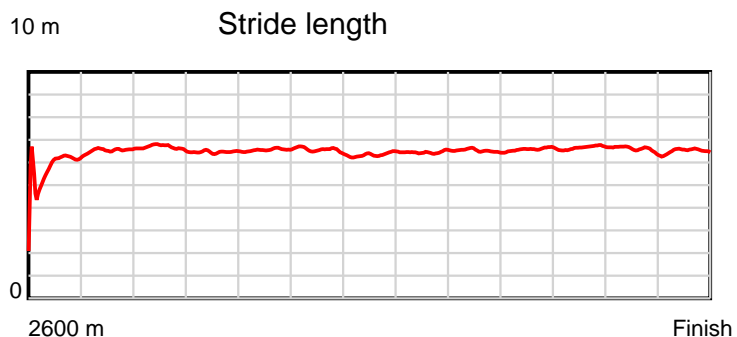
Disclaimer.

HRNZ and NZMTC and Thoroughbred Ratings Pty Ltd accepts no responsibility for the completeness or accuracy of any of the information contained herein, and makes no representations about its suitability for any particular purpose. Users should make their own judgements about those matters and/or seek independent advice. You assume all risks associated with use of the data provided on this page.

Race Results

August 29, 2025, Race 8, THERMO KING HANDICAP TROT, Distance 2600m, Addington - Survey 3200m

Result	TAB no.	Horse (Barrier)	2200m to	2000m to	1800m to	1600m to	1400m to	1200m to	1000m to	800m to	600m to	400m to	200m to	Total or	Margin
2nd	1	Brett's Mate (3)	2000m	1800m	1600m	1400m	1200m	1000m	800m	600m	400m	200m	WP	Average	
		Position in running (margin)	2(1.0)	1(0.0)	1(0.0)	1(0.0)	1(0.0)	1(0.0)	1(0.0)	1(0.0)	1(0.0)	1(0.0)	1(0.0)		2.00
		Sectional time (s)	14.70	15.48	15.65	16.20	16.07	15.91	15.37	14.75	14.63	14.78	14.73		
		Cumulative time (s)	168.27	153.57	138.09	122.44	106.24	90.17	74.26	58.89	44.14	29.51	14.73	3:20.39	
		Speed (m/s)	13.61	12.92	12.78	12.35	12.45	12.57	13.01	13.56	13.67	13.53	13.58	12.97	
		Stride length (m)	6.69	6.51	6.52	6.44	6.47	6.58	6.60	6.68	6.64	6.53	6.62	6.51	
		Stride duration (s)	0.492	0.504	0.510	0.521	0.520	0.523	0.507	0.493	0.486	0.483	0.488	0.502	
		Stride efficiency (%)	69.98	66.26	66.49	64.74	65.39	67.68	67.97	69.78	68.97	66.63	68.47	66.30	
		Stride count	29.89	30.71	30.66	31.07	30.92	30.39	30.32	29.93	30.11	30.63	30.21	399.15	



Note: Horizontal distance axis grid lines are 200m furlongs.

Disclaimer.

HRNZ and NZMTC and Thoroughbred Ratings Pty Ltd accepts no responsibility for the completeness or accuracy of any of the information contained herein, and makes no representations about its suitability for any particular purpose. Users should make their own judgements about those matters and/or seek independent advice. You assume all risks associated with use of the data provided on this page.



Race Results



August 29, 2025, Race 8, THERMO KING HANDICAP TROT, Distance 2600m, Addington - Survey 3200m

Result	TAB no.	Horse (Barrier)	2600 to	2400m to
3rd	6	Tu Tangata (13)	2400m	2200m
		Position in running (margin)	-	5(6.0)
		Sectional time (s)	18.05	15.78
		Cumulative time (s)	200.41	182.36
		Speed (m/s)	11.08	12.67
		Stride length (m)	11.71	28.19
		Stride duration (s)	1.013	2.225
		Stride efficiency (%)	214.26	1242.02
		Stride count	17.08	7.09

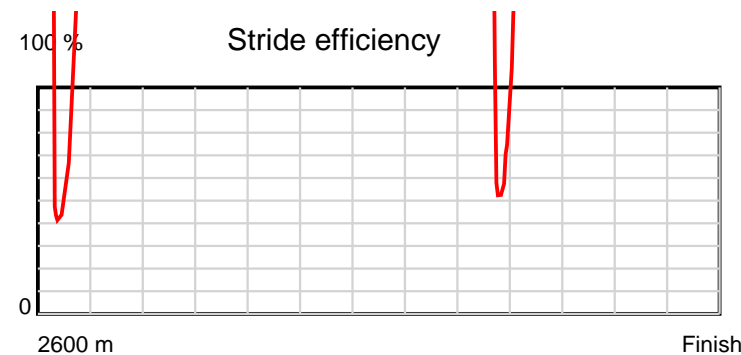
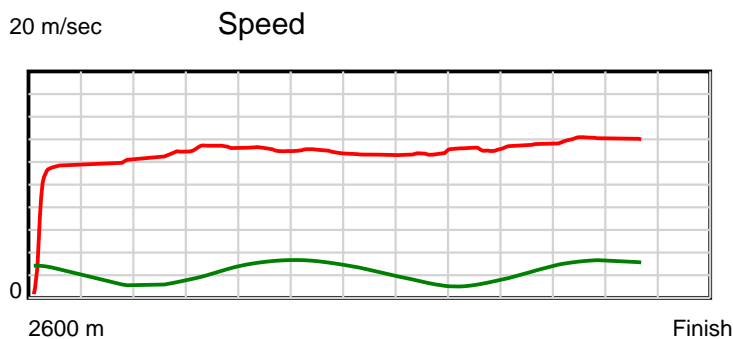
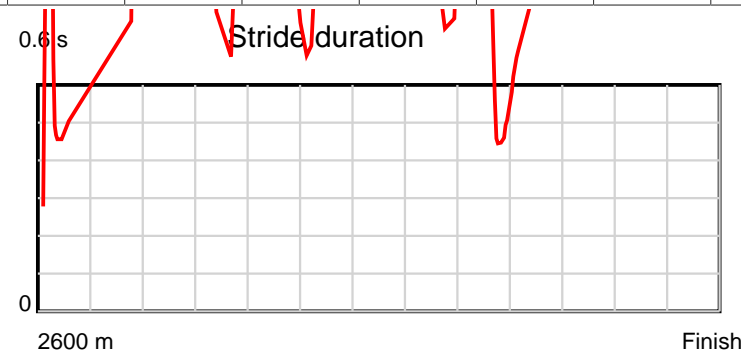
Disclaimer.

HRNZ and NZMTC and Thoroughbred Ratings Pty Ltd accepts no responsibility for the completeness or accuracy of any of the information contained herein, and makes no representations about its suitability for any particular purpose. Users should make their own judgements about those matters and/or seek independent advice. You assume all risks associated with use of the data provided on this page.

Race Results

August 29, 2025, Race 8, THERMO KING HANDICAP TROT, Distance 2600m, Addington - Survey 3200m

Result	TAB no.	Horse (Barrier)	2200m to	2000m to	1800m to	1600m to	1400m to	1200m to	1000m to	800m to	600m to	400m to	200m to	Total or	Margin
3rd	6	Tu Tangata (13)	2000m	1800m	1600m	1400m	1200m	1000m	800m	600m	400m	200m	WP	Average	
		Position in running (margin)	8(10.7)	9(13.1)	9(10.8)	9(11.3)	9(10.1)	8(9.1)	8(8.0)	7(6.9)	7(5.6)	6(5.1)	7(4.6)		2.10
		Sectional time (s)	15.26	15.11	15.72	16.00	15.91	15.72	15.19	14.53	14.56	14.69	13.89		
		Cumulative time (s)	166.58	151.32	136.21	120.49	104.49	88.58	72.86	57.67	43.14	28.58	13.89	3:20.41	
		Speed (m/s)	13.11	13.24	12.72	12.50	12.57	12.72	13.17	13.76	13.74	13.61	14.40	12.97	
		Stride length (m)	17.76	10.59	11.65	11.18	16.41	9.67	7.15	7.87	8.87	6.87	9.43	10.46	
		Stride duration (s)	1.354	0.800	0.916	0.895	1.305	0.759	0.543	0.571	0.646	0.505	0.655	0.806	
		Stride efficiency (%)	492.64	175.32	212.15	195.43	420.91	145.99	79.83	96.69	122.85	73.79	139.07	171.06	
		Stride count	11.26	18.88	17.16	17.88	12.19	20.69	27.98	25.43	22.56	29.10	21.20	248.50	



Note: Horizontal distance axis grid lines are 200m furlongs.

Disclaimer.

HRNZ and NZMTC and Thoroughbred Ratings Pty Ltd accepts no responsibility for the completeness or accuracy of any of the information contained herein, and makes no representations about its suitability for any particular purpose. Users should make their own judgements about those matters and/or seek independent advice. You assume all risks associated with use of the data provided on this page.



Race Results



August 29, 2025, Race 8, THERMO KING HANDICAP TROT, Distance 2600m, Addington - Survey 3200m

Result	TAB no.	Horse (Barrier)	2600 to	2400m to
4th	9	Ti Amo Belle (8)	2400m	2200m
		Position in running (margin)	-	7(8.0)
		Sectional time (s)	18.17	15.11
		Cumulative time (s)	200.50	182.33
		Speed (m/s)	11.01	13.24
		Stride length (m)	5.68	6.08
		Stride duration (s)	0.470	0.459
		Stride efficiency (%)	50.42	57.73
		Stride count	35.21	32.90

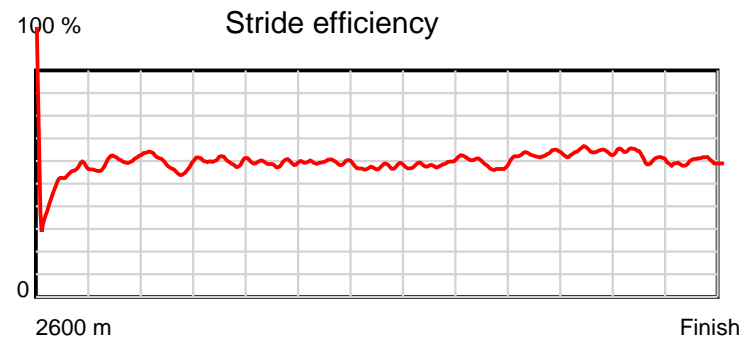
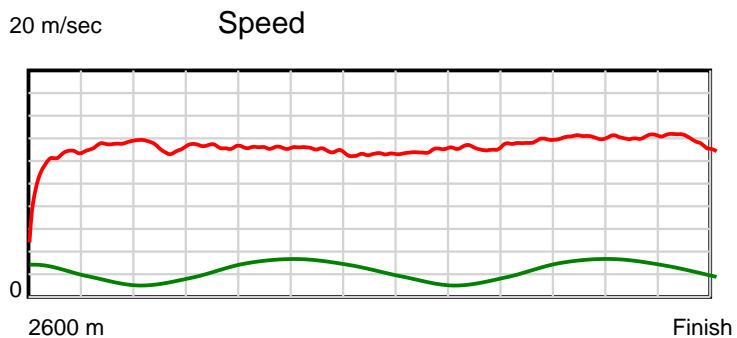
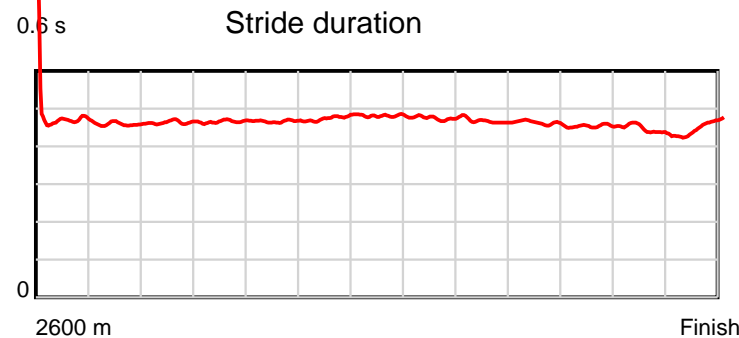
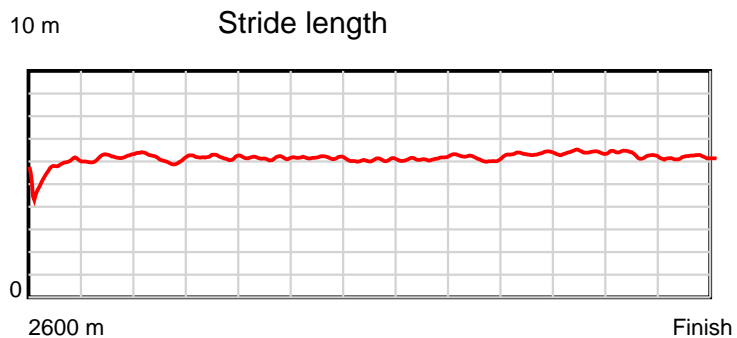
Disclaimer.

HRNZ and NZMTC and Thoroughbred Ratings Pty Ltd accepts no responsibility for the completeness or accuracy of any of the information contained herein, and makes no representations about its suitability for any particular purpose. Users should make their own judgements about those matters and/or seek independent advice. You assume all risks associated with use of the data provided on this page.

Race Results

August 29, 2025, Race 8, THERMO KING HANDICAP TROT, Distance 2600m, Addington - Survey 3200m

Result	TAB no.	Horse (Barrier)	2200m to	2000m to	1800m to	1600m to	1400m to	1200m to	1000m to	800m to	600m to	400m to	200m to	Total or	Margin
4th	9	Ti Amo Belle (8)	2000m	1800m	1600m	1400m	1200m	1000m	800m	600m	400m	200m	WP	Average	
		Position in running (margin)	7(8.6)	7(11.4)	7(9.5)	7(8.9)	6(7.6)	6(7.2)	6(6.3)	5(5.5)	5(4.2)	4(3.2)	3(2.4)		2.60
		Sectional time (s)	15.33	15.16	15.54	15.98	16.01	15.75	15.24	14.55	14.46	14.65	14.55		
		Cumulative time (s)	167.22	151.89	136.73	121.19	105.21	89.20	73.45	58.21	43.66	29.20	14.55	3:20.50	
		Speed (m/s)	13.05	13.19	12.87	12.52	12.49	12.70	13.12	13.75	13.83	13.65	13.75	12.97	
		Stride length (m)	6.05	6.14	6.00	5.94	6.01	6.04	6.12	6.35	6.28	6.05	6.21	6.07	
		Stride duration (s)	0.463	0.466	0.466	0.475	0.481	0.475	0.466	0.462	0.454	0.443	0.452	0.468	
		Stride efficiency (%)	57.11	58.92	56.29	55.21	56.43	56.98	58.49	62.99	61.67	57.26	60.21	57.55	
		Stride count	33.08	32.57	33.32	33.65	33.28	33.12	32.69	31.50	31.84	33.04	32.22	428.42	



Note: Horizontal distance axis grid lines are 200m furlongs.

Disclaimer.

HRNZ and NZMTC and Thoroughbred Ratings Pty Ltd accepts no responsibility for the completeness or accuracy of any of the information contained herein, and makes no representations about its suitability for any particular purpose. Users should make their own judgements about those matters and/or seek independent advice. You assume all risks associated with use of the data provided on this page.



Race Results



August 29, 2025, Race 8, THERMO KING HANDICAP TROT, Distance 2600m, Addington - Survey 3200m

Result	TAB no.	Horse (Barrier)	2600 to	2400m to
5th	13	Gold Bullion (4)	2400m	2200m
		Position in running (margin)	-	12(14.7)
		Sectional time (s)	19.22	15.12
		Cumulative time (s)	200.52	181.30
		Speed (m/s)	10.41	13.23
		Stride length (m)	6.26	6.29
		Stride duration (s)	0.468	0.476
		Stride efficiency (%)	61.15	61.84
		Stride count	31.97	31.79

Disclaimer.

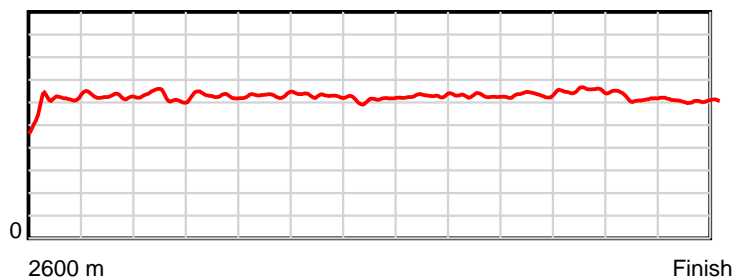
HRNZ and NZMTC and Thoroughbred Ratings Pty Ltd accepts no responsibility for the completeness or accuracy of any of the information contained herein, and makes no representations about its suitability for any particular purpose. Users should make their own judgements about those matters and/or seek independent advice. You assume all risks associated with use of the data provided on this page.

Race Results

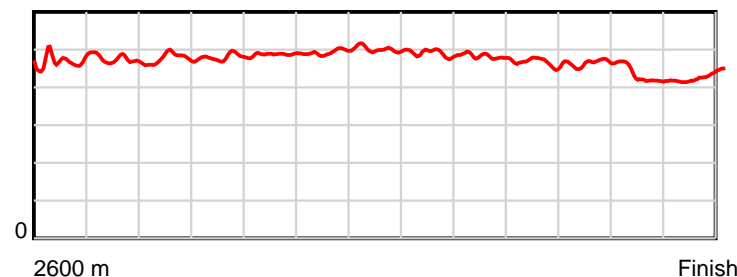
August 29, 2025, Race 8, THERMO KING HANDICAP TROT, Distance 2600m, Addington - Survey 3200m

Result	TAB no.	Horse (Barrier)	2200m to	2000m to	1800m to	1600m to	1400m to	1200m to	1000m to	800m to	600m to	400m to	200m to	Total or	Margin
5th	13	Gold Bullion (4)	2000m	1800m	1600m	1400m	1200m	1000m	800m	600m	400m	200m	WP	Average	
		Position in running (margin)	12(15.4)	11(17.3)	11(14.6)	11(16.2)	11(14.5)	11(14.1)	11(12.8)	11(11.1)	10(9.3)	10(9.2)	8(6.1)		2.70
		Sectional time (s)	15.17	15.03	15.92	15.91	16.01	15.68	15.08	14.45	14.61	14.28	14.04		
		Cumulative time (s)	166.18	151.01	135.98	120.06	104.15	88.14	72.46	57.38	42.93	28.32	14.04	3:20.52	
		Speed (m/s)	13.18	13.31	12.56	12.57	12.49	12.76	13.26	13.84	13.69	14.01	14.25	12.97	
		Stride length (m)	6.28	6.39	6.12	6.21	6.26	6.24	6.38	6.45	6.36	5.96	6.13	6.25	
		Stride duration (s)	0.476	0.480	0.487	0.494	0.501	0.489	0.481	0.466	0.464	0.425	0.430	0.482	
		Stride efficiency (%)	61.58	63.78	58.58	60.29	61.19	60.81	63.55	65.00	63.12	55.51	58.66	61.09	
		Stride count	31.86	31.30	32.66	32.20	31.96	32.06	31.36	31.01	31.47	33.56	32.64	415.84	

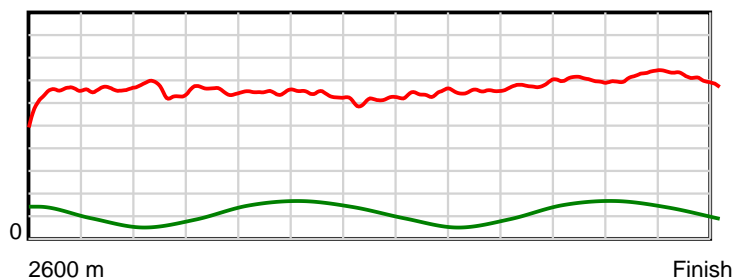
10 m Stride length



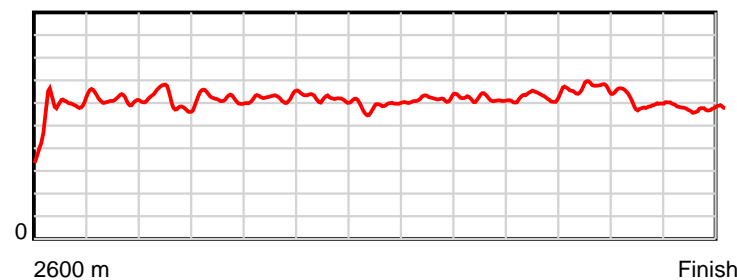
0.6 s Stride duration



20 m/sec Speed



100 % Stride efficiency



Note: Horizontal distance axis grid lines are 200m furlongs.

Disclaimer.

HRNZ and NZMTC and Thoroughbred Ratings Pty Ltd accepts no responsibility for the completeness or accuracy of any of the information contained herein, and makes no representations about its suitability for any particular purpose. Users should make their own judgements about those matters and/or seek independent advice. You assume all risks associated with use of the data provided on this page.



Race Results



August 29, 2025, Race 8, THERMO KING HANDICAP TROT, Distance 2600m, Addington - Survey 3200m

Result	TAB no.	Horse (Barrier)	2600 to	2400m to
6th	2	Holly Highland... (6)	2400m	2200m
		Position in running (margin)	-	2(2.3)
		Sectional time (s)	17.35	15.01
		Cumulative time (s)	200.97	183.62
		Speed (m/s)	11.53	13.32
		Stride length (m)	5.05	5.57
		Stride duration (s)	0.424	0.418
		Stride efficiency (%)	39.87	48.45
		Stride count	39.59	35.92

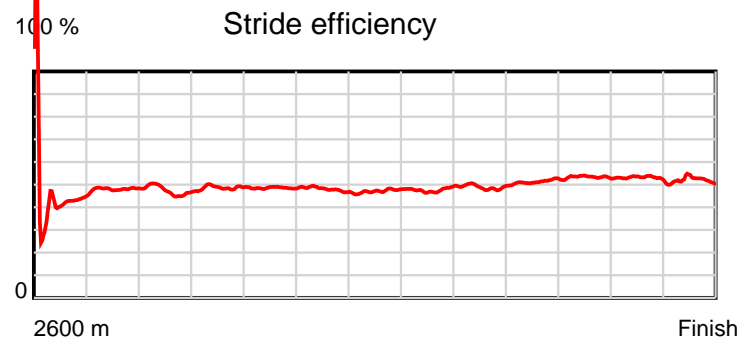
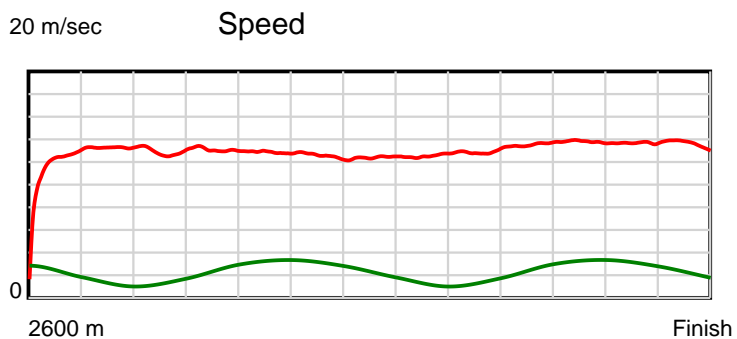
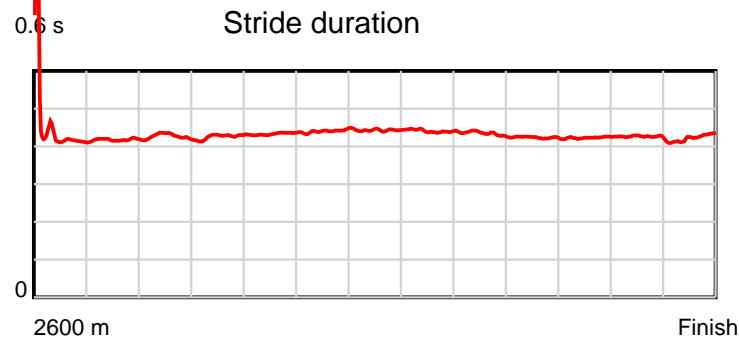
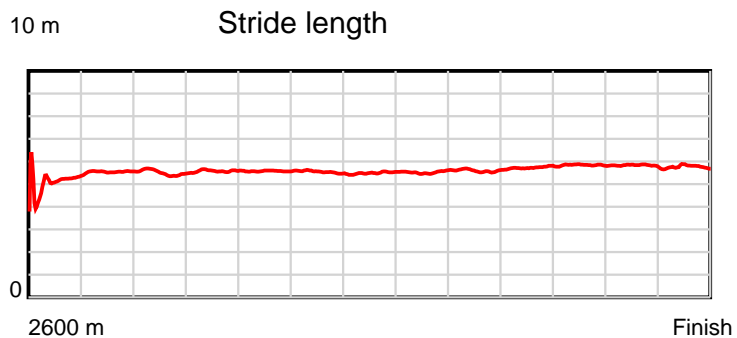
Disclaimer.

HRNZ and NZMTC and Thoroughbred Ratings Pty Ltd accepts no responsibility for the completeness or accuracy of any of the information contained herein, and makes no representations about its suitability for any particular purpose. Users should make their own judgements about those matters and/or seek independent advice. You assume all risks associated with use of the data provided on this page.

Race Results

August 29, 2025, Race 8, THERMO KING HANDICAP TROT, Distance 2600m, Addington - Survey 3200m

Result	TAB no.	Horse (Barrier)	2200m to	2000m to	1800m to	1600m to	1400m to	1200m to	1000m to	800m to	600m to	400m to	200m to	Total or	Margin
6th	2	Holly Highland... (6)	2000m	1800m	1600m	1400m	1200m	1000m	800m	600m	400m	200m	WP	Average	
		Position in running (margin)	3(2.4)	3(5.1)	3(3.8)	3(4.4)	3(4.1)	3(3.7)	3(3.8)	4(3.7)	4(3.7)	5(3.8)	6(4.0)		5.10
		Sectional time (s)	15.32	15.26	15.74	16.15	16.01	15.91	15.36	14.75	14.64	14.81	14.66		
		Cumulative time (s)	168.61	153.29	138.03	122.29	106.14	90.13	74.22	58.86	44.11	29.47	14.66	3:20.97	
		Speed (m/s)	13.05	13.11	12.71	12.38	12.49	12.57	13.02	13.56	13.66	13.50	13.64	12.94	
		Stride length (m)	5.57	5.58	5.50	5.45	5.53	5.54	5.66	5.74	5.78	5.74	5.77	5.57	
		Stride duration (s)	0.427	0.425	0.433	0.440	0.443	0.441	0.434	0.423	0.423	0.425	0.422	0.430	
		Stride efficiency (%)	48.49	48.57	47.24	46.45	47.81	48.01	49.99	51.51	52.16	51.51	51.94	48.45	
		Stride count	35.90	35.87	36.38	36.68	36.16	36.08	35.36	34.84	34.62	34.84	34.69	466.93	



Note: Horizontal distance axis grid lines are 200m furlongs.

Disclaimer.

HRNZ and NZMTC and Thoroughbred Ratings Pty Ltd accepts no responsibility for the completeness or accuracy of any of the information contained herein, and makes no representations about its suitability for any particular purpose. Users should make their own judgements about those matters and/or seek independent advice. You assume all risks associated with use of the data provided on this page.



Race Results



August 29, 2025, Race 8, THERMO KING HANDICAP TROT, Distance 2600m, Addington - Survey 3200m

Result	TAB no.	Horse (Barrier)	2600 to	2400m to
7th	3	El Conqueror (7)	2400m	2200m
		Position in running (margin)	-	4(6.0)
		Sectional time (s)	18.00	15.09
		Cumulative time (s)	200.99	182.99
		Speed (m/s)	11.11	13.25
		Stride length (m)	5.52	6.22
		Stride duration (s)	0.479	0.469
		Stride efficiency (%)	47.63	60.36
		Stride count	36.23	32.18

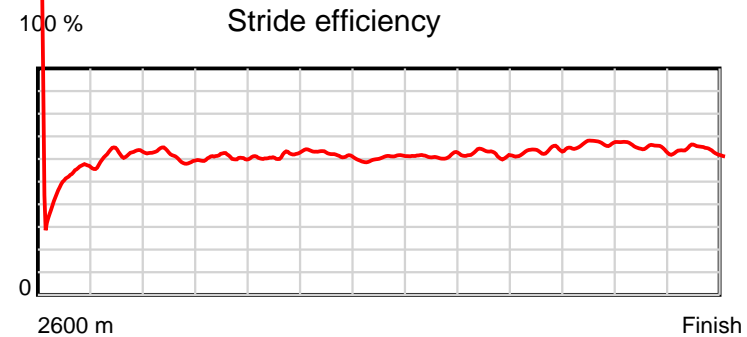
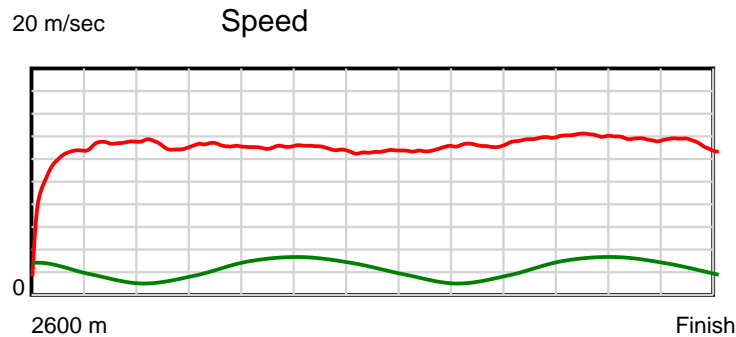
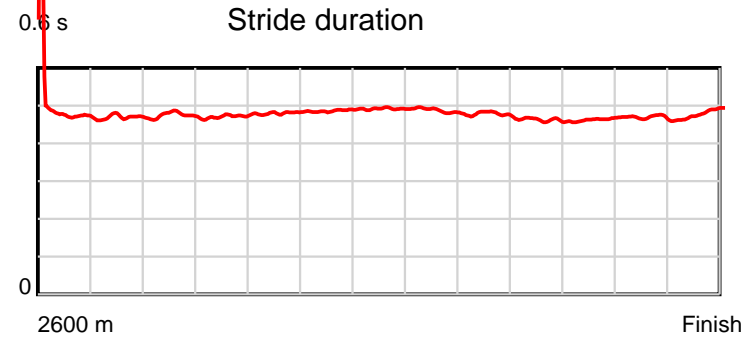
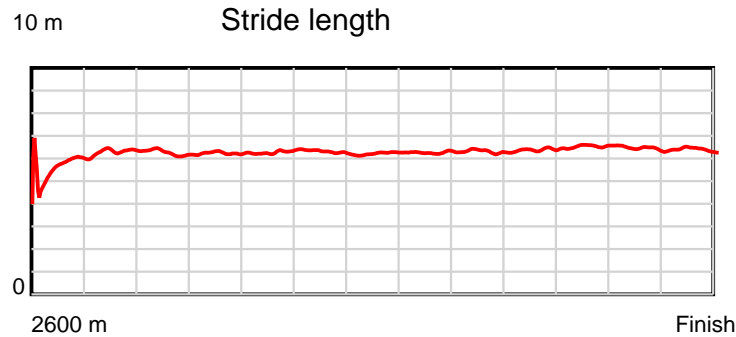
Disclaimer.

HRNZ and NZMTC and Thoroughbred Ratings Pty Ltd accepts no responsibility for the completeness or accuracy of any of the information contained herein, and makes no representations about its suitability for any particular purpose. Users should make their own judgements about those matters and/or seek independent advice. You assume all risks associated with use of the data provided on this page.

Race Results

August 29, 2025, Race 8, THERMO KING HANDICAP TROT, Distance 2600m, Addington - Survey 3200m

Result	TAB no.	Horse (Barrier)	2200m to	2000m to	1800m to	1600m to	1400m to	1200m to	1000m to	800m to	600m to	400m to	200m to	Total or	Margin
7th	3	El Conqueror (7)	2000m	1800m	1600m	1400m	1200m	1000m	800m	600m	400m	200m	WP	Average	
		Position in running (margin)	5(6.5)	5(8.9)	5(6.8)	5(7.3)	5(6.3)	4(5.3)	4(4.3)	3(3.1)	2(1.8)	2(1.2)	2(1.9)		5.20
		Sectional time (s)	15.24	15.13	15.74	16.03	15.91	15.74	15.16	14.54	14.53	14.90	14.98		
		Cumulative time (s)	167.90	152.66	137.53	121.79	105.76	89.85	74.11	58.95	44.41	29.88	14.98	3:20.99	
		Speed (m/s)	13.12	13.22	12.71	12.48	12.57	12.71	13.19	13.76	13.76	13.42	13.35	12.94	
		Stride length (m)	6.23	6.22	6.10	6.07	6.18	6.19	6.29	6.35	6.38	6.29	6.41	6.18	
		Stride duration (s)	0.475	0.470	0.480	0.486	0.491	0.487	0.477	0.462	0.463	0.468	0.481	0.478	
		Stride efficiency (%)	60.66	60.46	58.15	57.53	59.63	59.81	61.91	63.05	63.52	61.74	64.30	59.67	
		Stride count	32.10	32.15	32.79	32.96	32.38	32.33	31.78	31.49	31.37	31.82	31.18	420.76	



Note: Horizontal distance axis grid lines are 200m furlongs.

Disclaimer.

HRNZ and NZMTC and Thoroughbred Ratings Pty Ltd accepts no responsibility for the completeness or accuracy of any of the information contained herein, and makes no representations about its suitability for any particular purpose. Users should make their own judgements about those matters and/or seek independent advice. You assume all risks associated with use of the data provided on this page.



Race Results



August 29, 2025, Race 8, THERMO KING HANDICAP TROT, Distance 2600m, Addington - Survey 3200m

Result	TAB no.	Horse (Barrier)	2600 to	2400m to
8th	8	It's So Easy (5)	2400m	2200m
		Position in running (margin)	-	8(8.9)
		Sectional time (s)	18.37	14.72
		Cumulative time (s)	201.21	182.84
		Speed (m/s)	10.89	13.59
		Stride length (m)	0.00	0.00
		Stride duration (s)	0.000	0.000
		Stride efficiency (%)	0.00	0.00
		Stride count	0.00	0.00

Disclaimer.

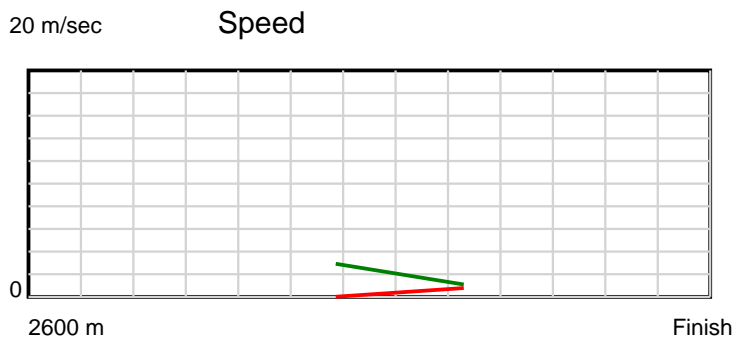
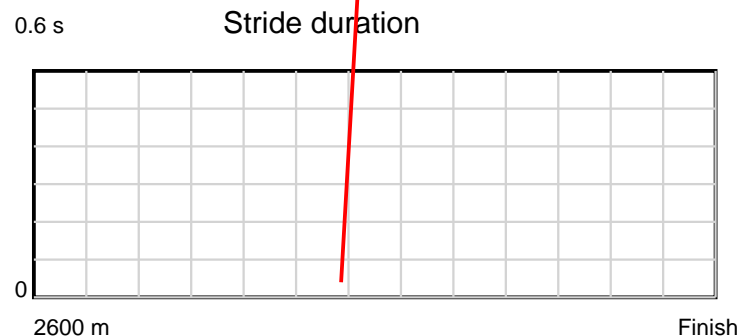
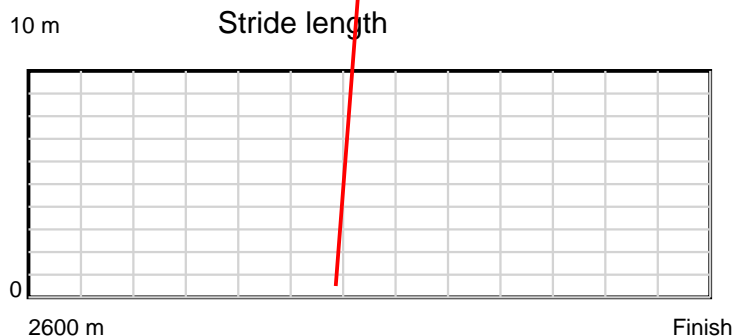
HRNZ and NZMTC and Thoroughbred Ratings Pty Ltd accepts no responsibility for the completeness or accuracy of any of the information contained herein, and makes no representations about its suitability for any particular purpose. Users should make their own judgements about those matters and/or seek independent advice. You assume all risks associated with use of the data provided on this page.



Race Results

August 29, 2025, Race 8, THERMO KING HANDICAP TROT, Distance 2600m, Addington - Survey 3200m

Result	TAB no.	Horse (Barrier)	2200m to	2000m to	1800m to	1600m to	1400m to	1200m to	1000m to	800m to	600m to	400m to	200m to	Total or	Margin
8th	8	It's So Easy (5)	2000m	1800m	1600m	1400m	1200m	1000m	800m	600m	400m	200m	WP	Average	
		Position in running (margin)	6(7.2)	6(9.5)	6(8.1)	6(8.3)	7(8.4)	7(8.6)	7(7.9)	8(7.7)	9(8.2)	9(7.5)	10(7.1)		6.40
		Sectional time (s)	15.24	15.25	15.67	16.23	16.10	15.80	15.33	14.83	14.52	14.71	14.44		
		Cumulative time (s)	168.12	152.88	137.63	121.96	105.73	89.63	73.83	58.50	43.67	29.15	14.44	3:21.21	
		Speed (m/s)	13.12	13.11	12.76	12.32	12.42	12.66	13.05	13.49	13.77	13.60	13.85	12.92	
		Stride length (m)	0.00	0.00	0.00	7966.06	1184.49	1206.79	620.17	525.64	536.64	529.80	539.75	1187.21	
		Stride duration (s)	0.000	0.000	0.000	646.296	95.344	95.344	47.544	38.970	38.970	38.970	38.970	91.876	
		Stride efficiency (%)	0.00	0.00	0.00	99163152.00	2192419.25	2275752.50	601008.88	431765.97	450014.75	438616.69	455249.94	2202530.25	
		Stride count	0.00	0.00	0.00	0.03	0.17	0.17	0.32	0.38	0.37	0.38	0.37	2.19	



Note: Horizontal distance axis grid lines are 200m furlongs.

Disclaimer.

HRNZ and NZMTC and Thoroughbred Ratings Pty Ltd accepts no responsibility for the completeness or accuracy of any of the information contained herein, and makes no representations about its suitability for any particular purpose. Users should make their own judgements about those matters and/or seek independent advice. You assume all risks associated with use of the data provided on this page.



Race Results



August 29, 2025, Race 8, THERMO KING HANDICAP TROT, Distance 2600m, Addington - Survey 3200m

Result	TAB no.	Horse (Barrier)	2600 to	2400m to
9th	11	Cormoran Strik... (11)	2400m	2200m
		Position in running (margin)	-	9(9.0)
		Sectional time (s)	18.50	15.66
		Cumulative time (s)	201.30	182.80
		Speed (m/s)	10.81	12.77
		Stride length (m)	5.72	5.92
		Stride duration (s)	0.470	0.463
		Stride efficiency (%)	51.07	54.70
		Stride count	34.99	33.80

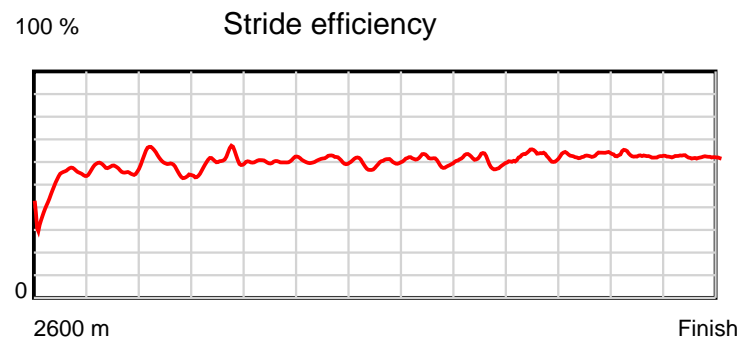
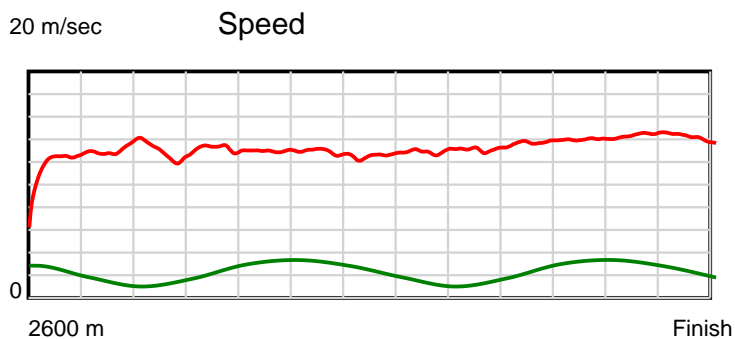
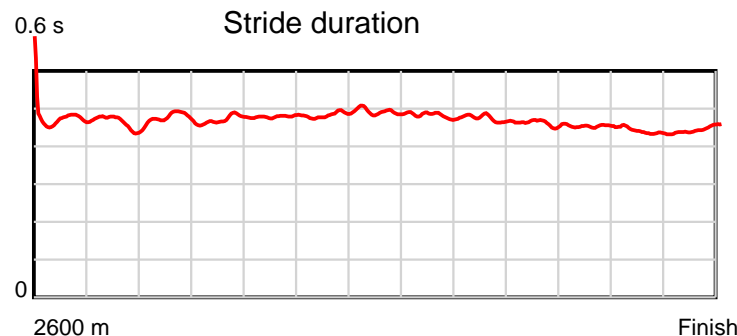
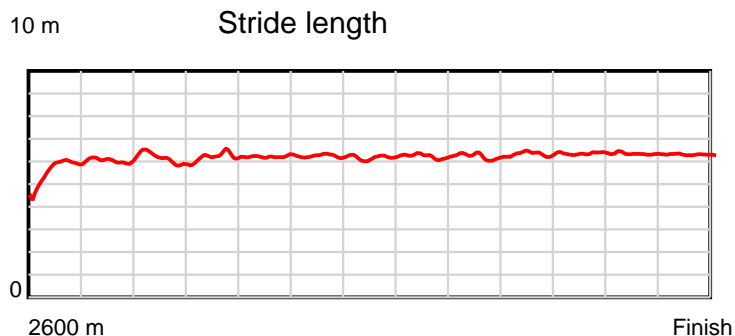
Disclaimer.

HRNZ and NZMTC and Thoroughbred Ratings Pty Ltd accepts no responsibility for the completeness or accuracy of any of the information contained herein, and makes no representations about its suitability for any particular purpose. Users should make their own judgements about those matters and/or seek independent advice. You assume all risks associated with use of the data provided on this page.

Race Results

August 29, 2025, Race 8, THERMO KING HANDICAP TROT, Distance 2600m, Addington - Survey 3200m

Result	TAB no.	Horse (Barrier)	2200m to	2000m to	1800m to	1600m to	1400m to	1200m to	1000m to	800m to	600m to	400m to	200m to	Total or	Margin
9th	11	Cormoran Strik... (11)	2000m	1800m	1600m	1400m	1200m	1000m	800m	600m	400m	200m	WP	Average	
		Position in running (margin)	11(13.0)	12(19.3)	12(17.1)	12(16.8)	12(16.3)	12(16.2)	12(14.0)	12(12.7)	12(11.5)	12(10.4)	12(8.2)		6.80
		Sectional time (s)	15.91	15.12	15.59	16.12	16.05	15.55	15.15	14.56	14.44	14.41	14.24		
		Cumulative time (s)	167.14	151.23	136.11	120.52	104.40	88.35	72.80	57.65	43.09	28.65	14.24	3:21.30	
		Speed (m/s)	12.57	13.23	12.83	12.41	12.46	12.86	13.20	13.74	13.85	13.88	14.04	12.92	
		Stride length (m)	5.99	6.24	6.14	6.01	6.13	6.19	6.26	6.34	6.26	6.09	6.28	6.11	
		Stride duration (s)	0.477	0.471	0.479	0.484	0.492	0.481	0.474	0.461	0.452	0.439	0.447	0.473	
		Stride efficiency (%)	56.14	60.75	58.93	56.37	58.74	59.80	61.18	62.71	61.22	58.01	61.64	58.43	
		Stride count	33.37	32.08	32.57	33.30	32.62	32.33	31.96	31.57	31.95	32.82	31.84	425.20	



Note: Horizontal distance axis grid lines are 200m furlongs.

Disclaimer.

HRNZ and NZMTC and Thoroughbred Ratings Pty Ltd accepts no responsibility for the completeness or accuracy of any of the information contained herein, and makes no representations about its suitability for any particular purpose. Users should make their own judgements about those matters and/or seek independent advice. You assume all risks associated with use of the data provided on this page.



Race Results



August 29, 2025, Race 8, THERMO KING HANDICAP TROT, Distance 2600m, Addington - Survey 3200m

Result	TAB no.	Horse (Barrier)	2600 to	2400m to
10th	7	Paige (2)	2400m	2200m
		Position in running (margin)	-	6(6.3)
		Sectional time (s)	18.02	14.79
		Cumulative time (s)	201.34	183.32
		Speed (m/s)	11.10	13.52
		Stride length (m)	45.53	49.74
		Stride duration (s)	3.678	3.678
		Stride efficiency (%)	3240.03	3865.80
		Stride count	4.39	4.02



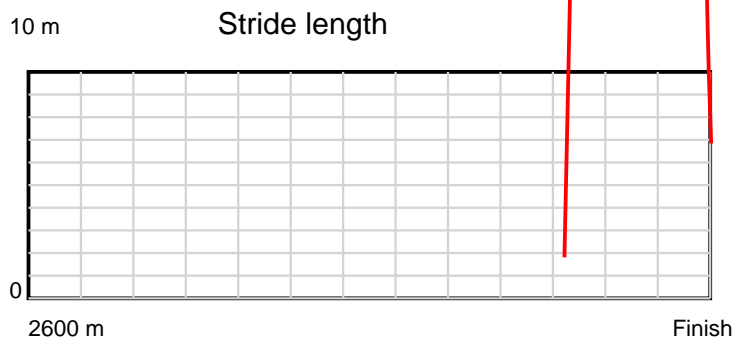
Disclaimer.

HRNZ and NZMTC and Thoroughbred Ratings Pty Ltd accepts no responsibility for the completeness or accuracy of any of the information contained herein, and makes no representations about its suitability for any particular purpose. Users should make their own judgements about those matters and/or seek independent advice. You assume all risks associated with use of the data provided on this page.

Race Results

August 29, 2025, Race 8, THERMO KING HANDICAP TROT, Distance 2600m, Addington - Survey 3200m

Result	TAB no.	Horse (Barrier)	2200m to	2000m to	1800m to	1600m to	1400m to	1200m to	1000m to	800m to	600m to	400m to	200m to	Total or	Margin
10th	7	Paige (2)	2000m	1800m	1600m	1400m	1200m	1000m	800m	600m	400m	200m	WP	Average	
		Position in running (margin)	4(5.0)	4(7.6)	4(6.0)	4(6.0)	4(6.0)	5(5.8)	5(5.8)	6(5.5)	6(5.4)	7(5.5)	9(6.2)		7.00
		Sectional time (s)	15.30	15.20	15.65	16.20	16.03	15.91	15.31	14.74	14.65	14.89	14.65		
		Cumulative time (s)	168.53	153.23	138.03	122.38	106.18	90.15	74.24	58.93	44.19	29.54	14.65	3:21.34	
		Speed (m/s)	13.07	13.16	12.78	12.35	12.48	12.57	13.06	13.57	13.65	13.43	13.65	12.91	
		Stride length (m)	48.07	48.38	46.98	45.39	45.87	46.22	48.04	49.91	216.14	50.12	9.76	38.44	
		Stride duration (s)	3.678	3.678	3.678	3.678	3.678	3.678	3.678	3.678	15.831	3.731	0.715	2.977	
		Stride efficiency (%)	3610.56	3657.62	3449.23	3219.57	3288.20	3337.98	3606.44	3892.07	73002.66	3925.49	148.98	2309.57	
		Stride count	4.16	4.13	4.26	4.41	4.36	4.33	4.16	4.01	0.93	3.99	20.48	67.63	



Note: Horizontal distance axis grid lines are 200m furlongs.

Disclaimer.

HRNZ and NZMTC and Thoroughbred Ratings Pty Ltd accepts no responsibility for the completeness or accuracy of any of the information contained herein, and makes no representations about its suitability for any particular purpose. Users should make their own judgements about those matters and/or seek independent advice. You assume all risks associated with use of the data provided on this page.



Race Results



August 29, 2025, Race 8, THERMO KING HANDICAP TROT, Distance 2600m, Addington - Survey 3200m

Result	TAB no.	Horse (Barrier)	2600 to	2400m to
11th	10	The Royal Gamb... (9)	2400m	2200m
		Position in running (margin)	-	10(9.8)
		Sectional time (s)	18.55	15.20
		Cumulative time (s)	201.41	182.86
		Speed (m/s)	10.78	13.16
		Stride length (m)	5.57	5.93
		Stride duration (s)	0.468	0.450
		Stride efficiency (%)	48.53	54.87
		Stride count	35.89	33.75

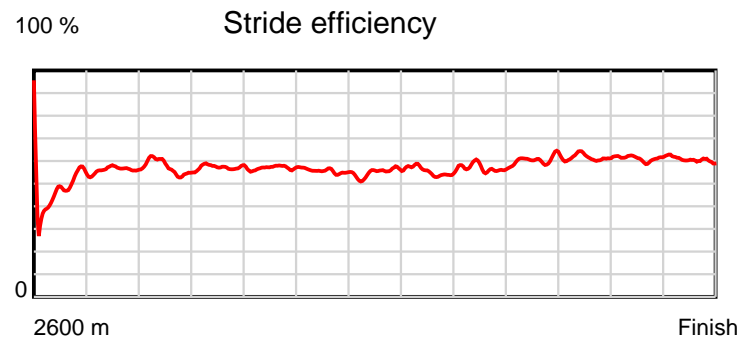
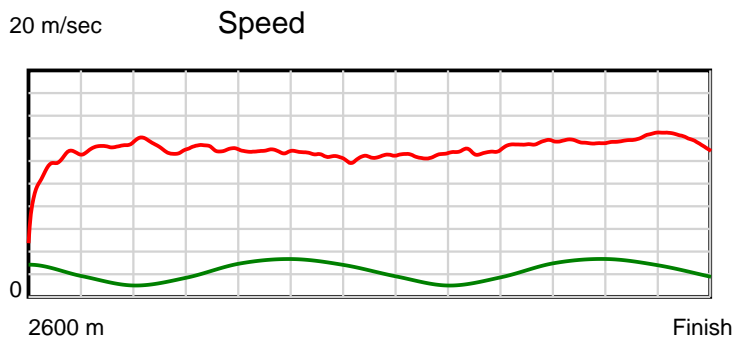
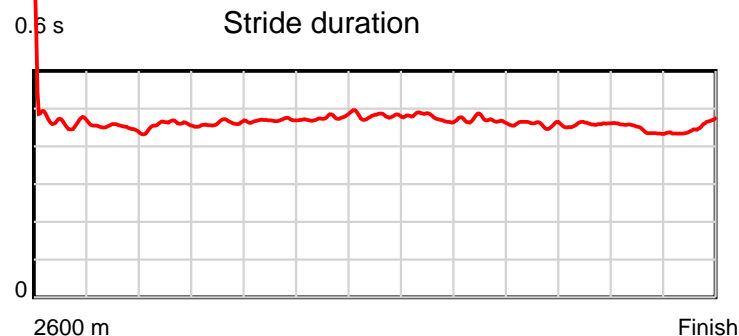
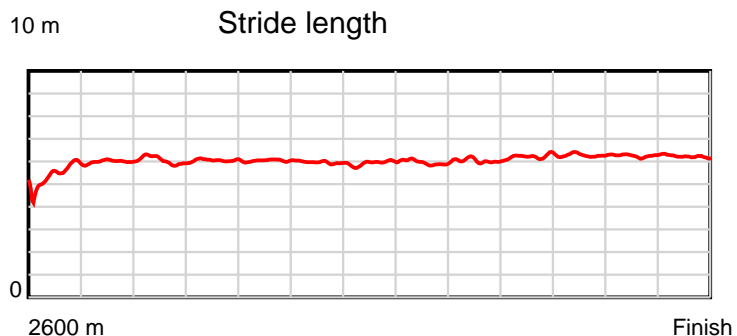
Disclaimer.

HRNZ and NZMTC and Thoroughbred Ratings Pty Ltd accepts no responsibility for the completeness or accuracy of any of the information contained herein, and makes no representations about its suitability for any particular purpose. Users should make their own judgements about those matters and/or seek independent advice. You assume all risks associated with use of the data provided on this page.

Race Results

August 29, 2025, Race 8, THERMO KING HANDICAP TROT, Distance 2600m, Addington - Survey 3200m

Result	TAB no.	Horse (Barrier)	2200m to	2000m to	1800m to	1600m to	1400m to	1200m to	1000m to	800m to	600m to	400m to	200m to	Total or	Margin
11th	10	The Royal Gamb... (9)	2000m	1800m	1600m	1400m	1200m	1000m	800m	600m	400m	200m	WP	Average	
		Position in running (margin)	9(11.0)	8(12.2)	8(10.4)	8(10.4)	8(10.1)	9(10.4)	9(9.8)	10(9.8)	11(9.8)	11(10.3)	11(7.9)		7.40
		Sectional time (s)	15.06	15.19	15.65	16.14	16.12	15.81	15.36	14.76	14.71	14.38	14.48		
		Cumulative time (s)	167.66	152.60	137.41	121.76	105.62	89.50	73.69	58.33	43.57	28.86	14.48	3:21.41	
		Speed (m/s)	13.28	13.17	12.78	12.39	12.41	12.65	13.02	13.55	13.60	13.91	13.81	12.91	
		Stride length (m)	6.08	6.07	5.99	5.91	5.96	6.03	6.13	6.22	6.23	6.19	6.22	6.04	
		Stride duration (s)	0.458	0.461	0.469	0.477	0.481	0.477	0.471	0.459	0.458	0.445	0.451	0.468	
		Stride efficiency (%)	57.75	57.61	56.10	54.49	55.51	56.85	58.65	60.42	60.64	59.89	60.55	56.92	
		Stride count	32.90	32.94	33.38	33.87	33.56	33.16	32.65	32.17	32.10	32.31	32.13	430.81	



Note: Horizontal distance axis grid lines are 200m furlongs.

Disclaimer.

HRNZ and NZMTC and Thoroughbred Ratings Pty Ltd accepts no responsibility for the completeness or accuracy of any of the information contained herein, and makes no representations about its suitability for any particular purpose. Users should make their own judgements about those matters and/or seek independent advice. You assume all risks associated with use of the data provided on this page.



Race Results



August 29, 2025, Race 8, THERMO KING HANDICAP TROT, Distance 2600m, Addington - Survey 3200m

Result	TAB no.	Horse (Barrier)	2600 to	2400m to
12th	5	Bullit Train (12)	2400m	2200m
		Position in running (margin)	-	1(0.0)
		Sectional time (s)	16.83	15.01
		Cumulative time (s)	201.44	184.61
		Speed (m/s)	11.88	13.32
		Stride length (m)	5.26	6.06
		Stride duration (s)	0.440	0.455
		Stride efficiency (%)	43.28	57.35
		Stride count	38.00	33.01

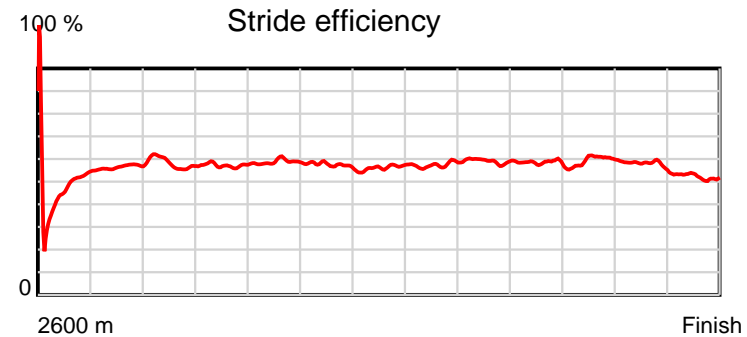
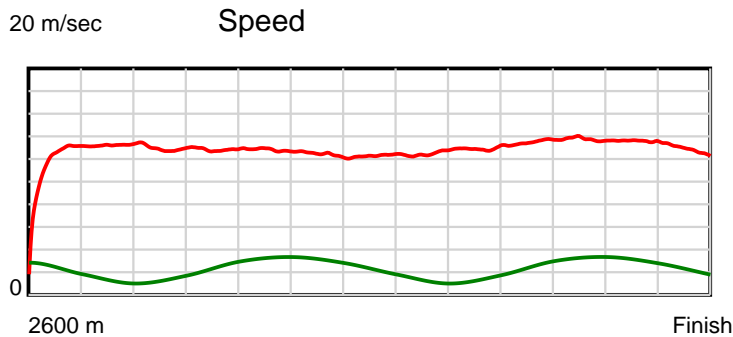
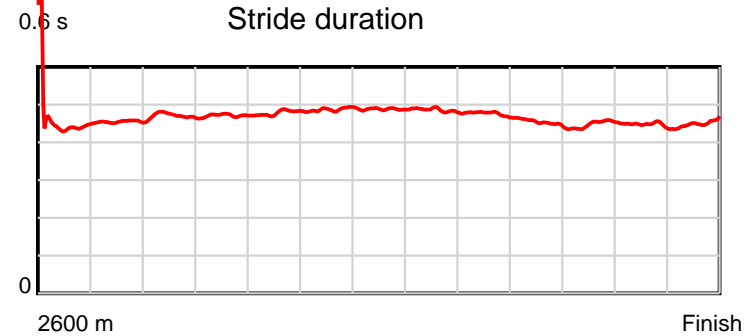
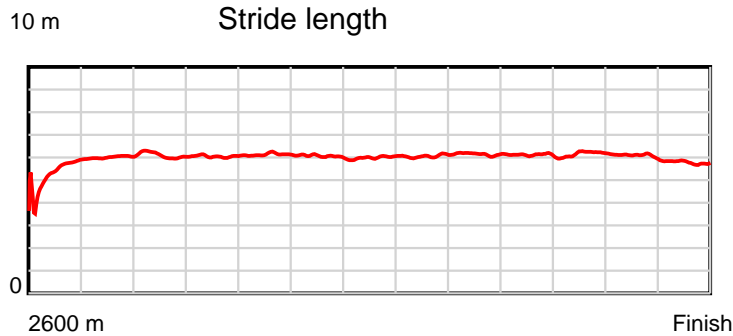
Disclaimer.

HRNZ and NZMTC and Thoroughbred Ratings Pty Ltd accepts no responsibility for the completeness or accuracy of any of the information contained herein, and makes no representations about its suitability for any particular purpose. Users should make their own judgements about those matters and/or seek independent advice. You assume all risks associated with use of the data provided on this page.

Race Results

August 29, 2025, Race 8, THERMO KING HANDICAP TROT, Distance 2600m, Addington - Survey 3200m

Result	TAB no.	Horse (Barrier)	2200m to	2000m to	1800m to	1600m to	1400m to	1200m to	1000m to	800m to	600m to	400m to	200m to	Total or	Margin
12th	5	Bullit Train (12)	2000m	1800m	1600m	1400m	1200m	1000m	800m	600m	400m	200m	WP	Average	
		Position in running (margin)	1(0.0)	2(2.4)	2(1.9)	2(2.1)	2(2.4)	2(2.0)	2(2.1)	2(1.6)	3(1.9)	3(1.9)	4(2.5)		7.60
		Sectional time (s)	15.26	15.40	15.67	16.26	16.00	15.92	15.29	14.80	14.63	14.88	15.49		
		Cumulative time (s)	169.60	154.34	138.94	123.27	107.01	91.01	75.09	59.80	45.00	30.37	15.49	3:21.44	
		Speed (m/s)	13.11	12.99	12.76	12.30	12.50	12.56	13.08	13.51	13.67	13.44	12.91	12.91	
		Stride length (m)	6.17	6.12	6.10	5.99	6.10	6.10	6.23	6.13	6.12	6.01	5.83	6.01	
		Stride duration (s)	0.471	0.471	0.478	0.487	0.488	0.486	0.476	0.454	0.448	0.447	0.451	0.465	
		Stride efficiency (%)	59.58	58.47	58.19	56.04	58.06	58.22	60.57	58.80	58.49	56.49	53.03	56.38	
		Stride count	32.39	32.70	32.78	33.40	32.81	32.77	32.12	32.60	32.69	33.26	34.33	432.86	



Note: Horizontal distance axis grid lines are 200m furlongs.

Disclaimer.

HRNZ and NZMTC and Thoroughbred Ratings Pty Ltd accepts no responsibility for the completeness or accuracy of any of the information contained herein, and makes no representations about its suitability for any particular purpose. Users should make their own judgements about those matters and/or seek independent advice. You assume all risks associated with use of the data provided on this page.



Race Results



August 29, 2025, Race 8, THERMO KING HANDICAP TROT, Distance 2600m, Addington - Survey 3200m

Result	TAB no.	Horse (Barrier)	2600 to	2400m to
13th	4	Sandfly Bay (10)	2400m	2200m
		Position in running (margin)	-	13(32.9)
		Sectional time (s)	22.27	15.19
		Cumulative time (s)	209.99	187.72
		Speed (m/s)	8.98	13.17
		Stride length (m)	4.27	6.01
		Stride duration (s)	0.471	0.457
		Stride efficiency (%)	28.53	56.44
		Stride count	46.80	33.28

Disclaimer.

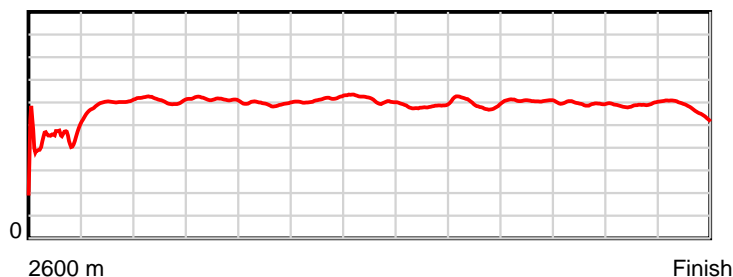
HRNZ and NZMTC and Thoroughbred Ratings Pty Ltd accepts no responsibility for the completeness or accuracy of any of the information contained herein, and makes no representations about its suitability for any particular purpose. Users should make their own judgements about those matters and/or seek independent advice. You assume all risks associated with use of the data provided on this page.

Race Results

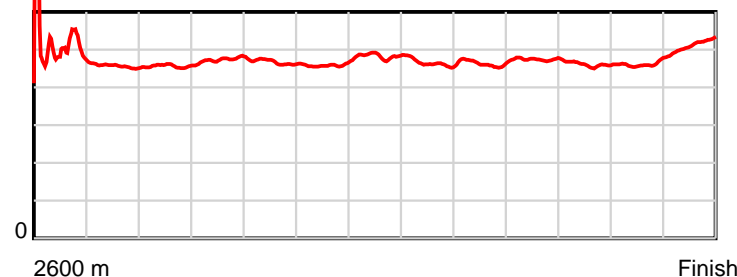
August 29, 2025, Race 8, THERMO KING HANDICAP TROT, Distance 2600m, Addington - Survey 3200m

Result	TAB no.	Horse (Barrier)	2200m to	2000m to	1800m to	1600m to	1400m to	1200m to	1000m to	800m to	600m to	400m to	200m to	Total or	Margin
13th	4	Sandfly Bay (10)	2000m	1800m	1600m	1400m	1200m	1000m	800m	600m	400m	200m	WP	Average	
		Position in running (margin)	13(34.1)	13(33.5)	13(32.4)	13(33.1)	13(26.9)	13(24.6)	13(23.5)	13(23.2)	13(27.8)	13(33.4)	13(39.5)		52.60
		Sectional time (s)	14.77	15.29	15.76	15.16	15.69	15.73	15.31	15.53	15.57	15.79	17.93		
		Cumulative time (s)	172.53	157.76	142.47	126.71	111.55	95.86	80.13	64.82	49.29	33.72	17.93	3:29.99	
		Speed (m/s)	13.54	13.08	12.69	13.19	12.75	12.71	13.06	12.88	12.85	12.67	11.15	12.38	
		Stride length (m)	6.18	6.19	5.93	6.05	6.16	5.90	6.06	6.11	5.92	5.85	5.73	5.82	
		Stride duration (s)	0.456	0.473	0.467	0.459	0.483	0.464	0.464	0.474	0.461	0.462	0.514	0.470	
		Stride efficiency (%)	59.67	59.87	54.92	57.23	59.28	54.38	57.39	58.34	54.82	53.55	51.32	52.99	
		Stride count	32.37	32.31	33.74	33.05	32.47	33.90	33.00	32.73	33.77	34.16	34.90	446.48	

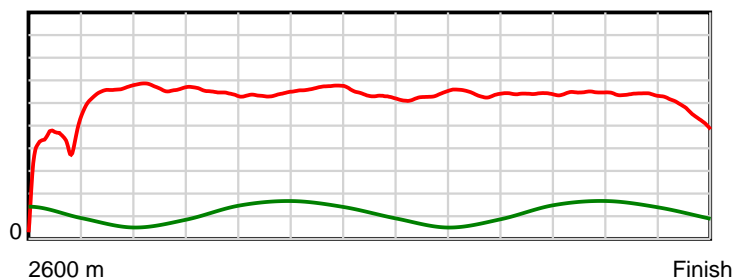
10 m Stride length



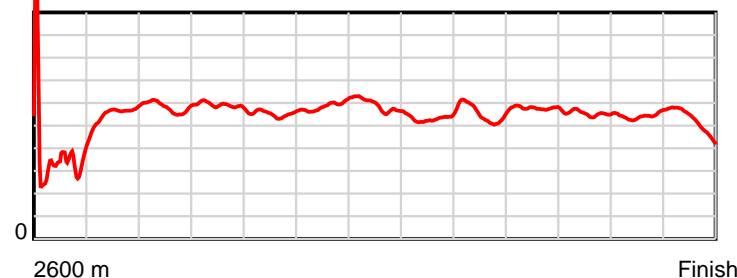
0.5 s Stride duration



20 m/sec Speed



100 % Stride efficiency



Note: Horizontal distance axis grid lines are 200m furlongs.

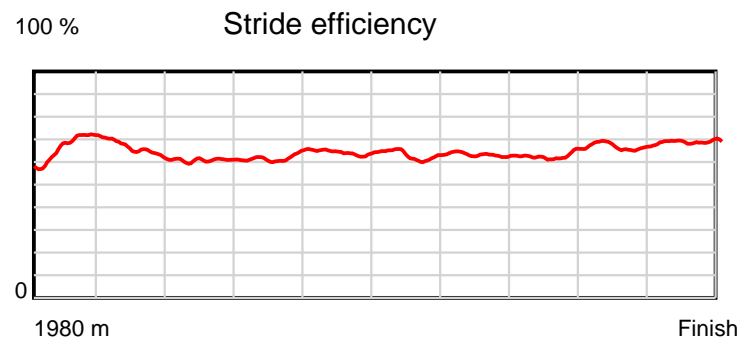
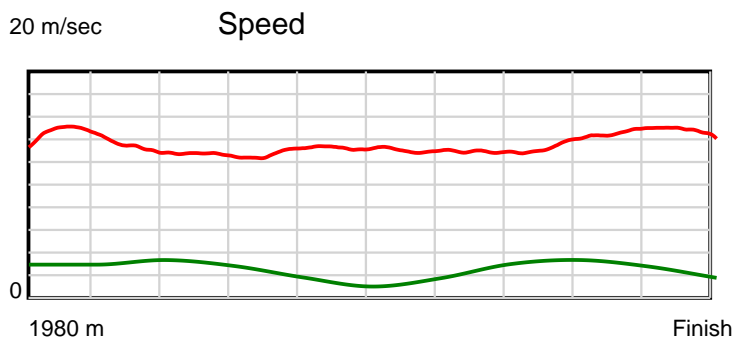
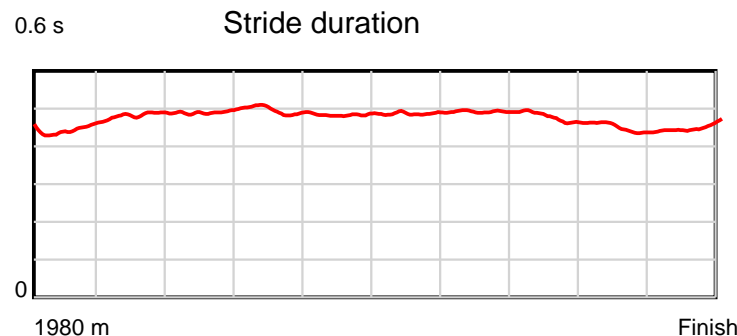
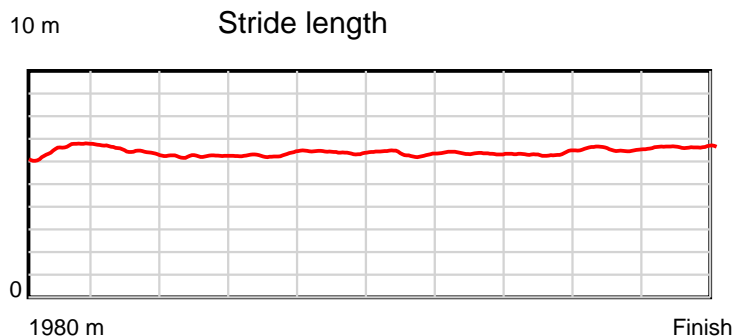
Disclaimer.

HRNZ and NZMTC and Thoroughbred Ratings Pty Ltd accepts no responsibility for the completeness or accuracy of any of the information contained herein, and makes no representations about its suitability for any particular purpose. Users should make their own judgements about those matters and/or seek independent advice. You assume all risks associated with use of the data provided on this page.

Race Results

August 29, 2025, Race 9, THE FRIENDS OF THE JOHN PAUL II CENTRE FOR LIFE MOBILE PACE, Distance 1980m, Addington - Survey 1980m

Result	TAB no.	Horse (Barrier)	1980 to	1800m to	1600m to	1400m to	1200m to	1000m to	800m to	600m to	400m to	200m to	Total or	Margin
1st	4	Candy Cane (3)	1800m	1600m	1400m	1200m	1000m	800m	600m	400m	200m	WP	Average	
		Position in running (margin)	-	2(0.6)	3(2.1)	3(3.8)	3(2.2)	2(1.3)	2(2.1)	2(2.1)	2(1.5)	1(0.0)		0.00
		Sectional time (s)	12.40	15.03	15.85	15.69	15.31	15.53	15.37	15.26	13.88	13.62		
		Cumulative time (s)	147.94	135.54	120.51	104.66	88.97	73.66	58.13	42.76	27.50	13.62	2:27.94	
		Speed (m/s)	14.52	13.31	12.62	12.75	13.06	12.88	13.01	13.11	14.41	14.68	13.38	
		Stride length (m)	6.50	6.43	6.19	6.32	6.31	6.27	6.40	6.24	6.45	6.63	6.37	
		Stride duration (s)	0.443	0.483	0.490	0.496	0.483	0.487	0.492	0.476	0.448	0.451	0.476	
		Stride efficiency (%)	66.00	64.51	59.89	62.34	62.31	61.52	63.99	60.81	65.08	68.61	63.40	
		Stride count	27.70	31.13	32.31	31.67	31.67	31.88	31.25	32.06	30.99	30.18	310.84	



Note: Horizontal distance axis grid lines are 200m furlongs.

Disclaimer.

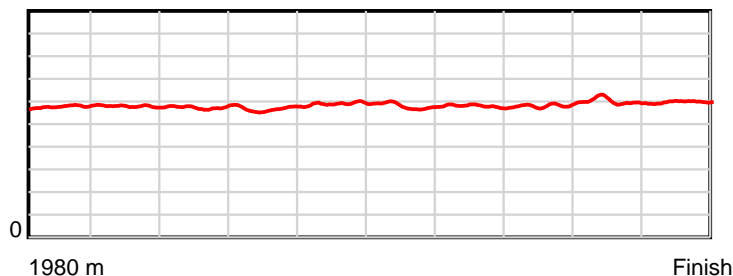
HRNZ and NZMTC and Thoroughbred Ratings Pty Ltd accepts no responsibility for the completeness or accuracy of any of the information contained herein, and makes no representations about its suitability for any particular purpose. Users should make their own judgements about those matters and/or seek independent advice. You assume all risks associated with use of the data provided on this page.

Race Results

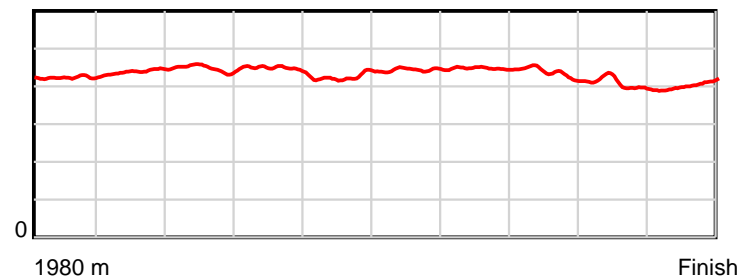
August 29, 2025, Race 9, THE FRIENDS OF THE JOHN PAUL II CENTRE FOR LIFE MOBILE PACE, Distance 1980m, Addington - Survey 1980m

Result	TAB no.	Horse (Barrier)	1980 to	1800m to	1600m to	1400m to	1200m to	1000m to	800m to	600m to	400m to	200m to	Total or	Margin
2nd	7	Better Be Quic... (6)	1800m	1600m	1400m	1200m	1000m	800m	600m	400m	200m	WP	Average	
		Position in running (margin)	-	7(7.4)	7(11.7)	7(12.2)	7(10.9)	5(4.7)	5(4.0)	5(4.6)	4(3.6)	3(2.2)		1.30
		Sectional time (s)	13.66	15.48	15.65	15.74	14.42	15.29	15.47	15.20	13.91	13.36		
		Cumulative time (s)	148.18	134.52	119.04	103.39	87.65	73.23	57.94	42.47	27.27	13.36	2:28.18	
		Speed (m/s)	13.18	12.92	12.78	12.71	13.87	13.08	12.93	13.16	14.38	14.97	13.36	
		Stride length (m)	5.71	5.67	5.72	5.69	5.90	5.81	5.79	5.73	5.85	6.03	5.79	
		Stride duration (s)	0.423	0.439	0.447	0.448	0.425	0.444	0.447	0.435	0.407	0.403	0.433	
		Stride efficiency (%)	50.92	50.32	51.11	50.65	54.36	52.68	52.31	51.31	53.49	56.83	52.36	
		Stride count	31.53	35.24	34.97	35.13	33.91	34.44	34.57	34.90	34.19	33.16	342.04	

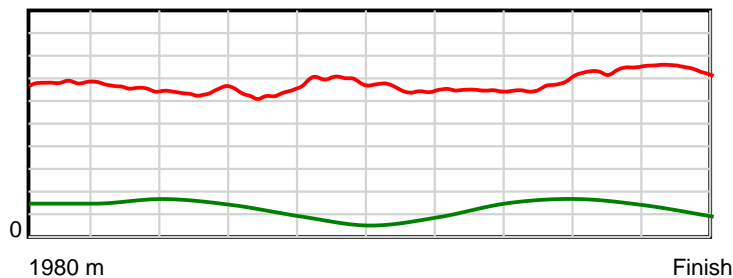
10 m Stride length



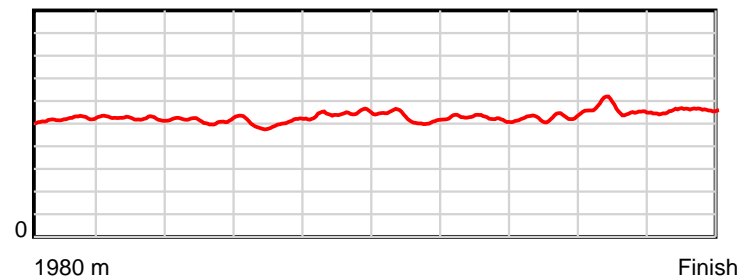
0.6 s Stride duration



20 m/sec Speed



100 % Stride efficiency



Note: Horizontal distance axis grid lines are 200m furlongs.

Disclaimer.

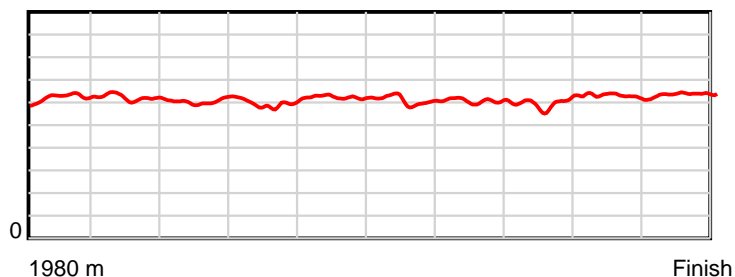
HRNZ and NZMTC and Thoroughbred Ratings Pty Ltd accepts no responsibility for the completeness or accuracy of any of the information contained herein, and makes no representations about its suitability for any particular purpose. Users should make their own judgements about those matters and/or seek independent advice. You assume all risks associated with use of the data provided on this page.

Race Results

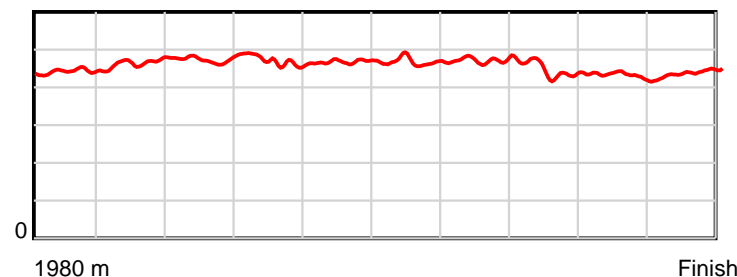
August 29, 2025, Race 9, THE FRIENDS OF THE JOHN PAUL II CENTRE FOR LIFE MOBILE PACE, Distance 1980m, Addington - Survey 1980m

Result	TAB no.	Horse (Barrier)	1980 to	1800m to	1600m to	1400m to	1200m to	1000m to	800m to	600m to	400m to	200m to	Total or	Margin
3rd	5	Royal Belle (4)	1800m	1600m	1400m	1200m	1000m	800m	600m	400m	200m	WP	Average	
		Position in running (margin)	-	5(4.4)	5(6.6)	5(8.0)	5(6.7)	6(5.3)	6(5.6)	6(6.5)	6(5.5)	5(4.1)		4.40
		Sectional time (s)	13.18	15.15	15.80	15.73	15.23	15.45	15.53	15.19	13.91	13.61		
		Cumulative time (s)	148.78	135.60	120.45	104.65	88.92	73.69	58.24	42.71	27.52	13.61	2:28.78	
		Speed (m/s)	13.66	13.20	12.66	12.71	13.13	12.94	12.88	13.17	14.38	14.70	13.31	
		Stride length (m)	6.16	6.14	6.01	5.98	6.15	6.05	6.09	5.85	6.20	6.48	6.11	
		Stride duration (s)	0.443	0.465	0.474	0.470	0.468	0.467	0.473	0.444	0.431	0.441	0.459	
		Stride efficiency (%)	59.38	58.88	56.35	55.86	59.07	57.12	58.00	53.48	60.03	65.57	58.24	
		Stride count	29.20	32.58	33.31	33.45	32.53	33.08	32.83	34.19	32.27	30.88	324.32	

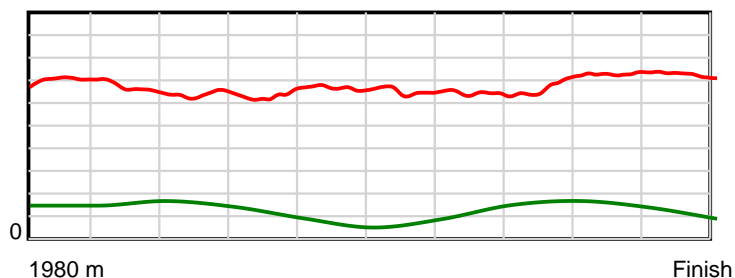
10 m Stride length



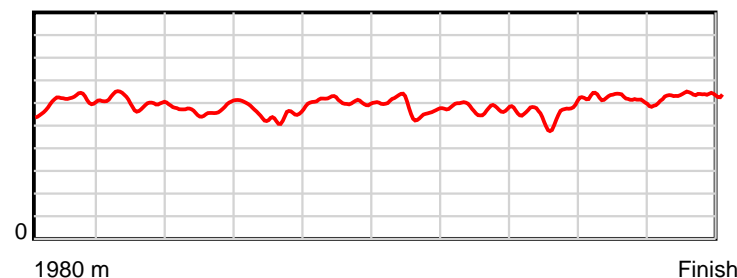
0.6 s Stride duration



20 m/sec Speed



100 % Stride efficiency



Note: Horizontal distance axis grid lines are 200m furlongs.

Disclaimer.

HRNZ and NZMTC and Thoroughbred Ratings Pty Ltd accepts no responsibility for the completeness or accuracy of any of the information contained herein, and makes no representations about its suitability for any particular purpose. Users should make their own judgements about those matters and/or seek independent advice. You assume all risks associated with use of the data provided on this page.



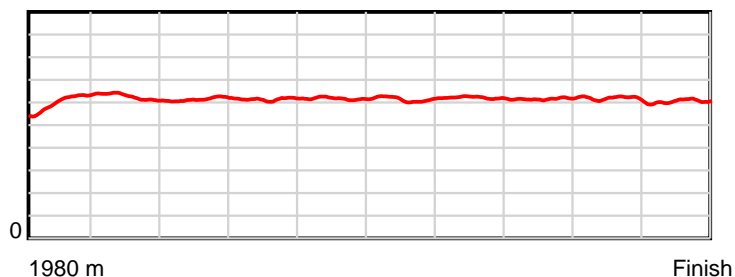
Race Results



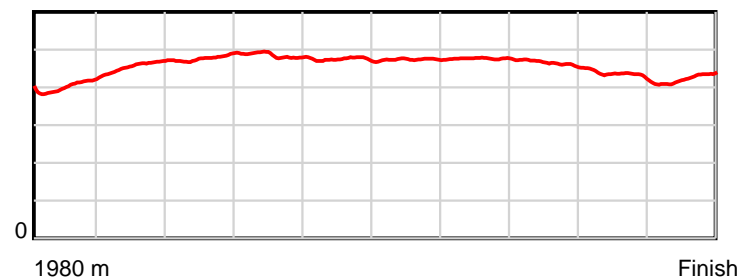
August 29, 2025, Race 9, THE FRIENDS OF THE JOHN PAUL II CENTRE FOR LIFE MOBILE PACE, Distance 1980m, Addington - Survey 1980m

Result	TAB no.	Horse (Barrier)	1980 to	1800m to	1600m to	1400m to	1200m to	1000m to	800m to	600m to	400m to	200m to	Total or	Margin
4th	1	Longview Tui (1)	1800m	1600m	1400m	1200m	1000m	800m	600m	400m	200m	WP	Average	
		Position in running (margin)	-	1(0.0)	2(0.2)	2(2.0)	2(1.9)	3(1.6)	3(2.3)	3(2.7)	3(2.2)	4(2.5)		4.90
		Sectional time (s)	12.38	14.81	15.86	15.95	15.40	15.51	15.45	15.28	14.19	14.03		
		Cumulative time (s)	148.86	136.48	121.67	105.81	89.86	74.46	58.95	43.50	28.22	14.03	2:28.86	
		Speed (m/s)	14.54	13.50	12.61	12.54	12.99	12.89	12.94	13.09	14.09	14.26	13.30	
		Stride length (m)	5.95	6.18	6.02	6.08	6.15	6.11	6.17	6.07	6.12	6.05	6.09	
		Stride duration (s)	0.403	0.457	0.478	0.485	0.474	0.474	0.476	0.464	0.434	0.424	0.458	
		Stride efficiency (%)	55.35	59.61	56.71	57.68	59.15	58.39	59.42	57.67	58.51	57.12	57.97	
		Stride count	30.24	32.38	33.20	32.92	32.51	32.72	32.43	32.92	32.69	33.08	325.09	

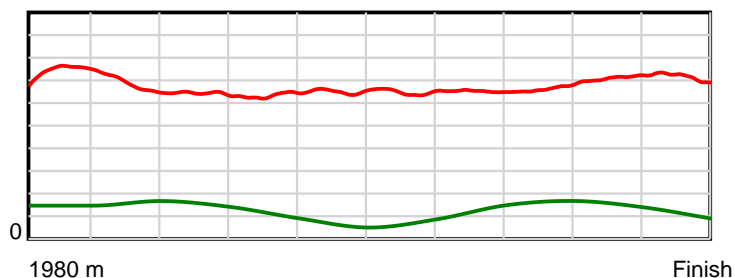
10 m Stride length



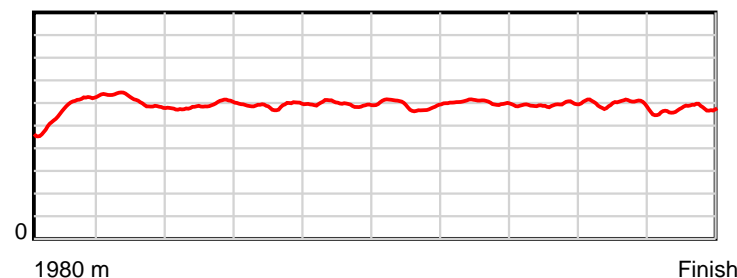
0.6 s Stride duration



20 m/sec Speed



100 % Stride efficiency



Note: Horizontal distance axis grid lines are 200m furlongs.

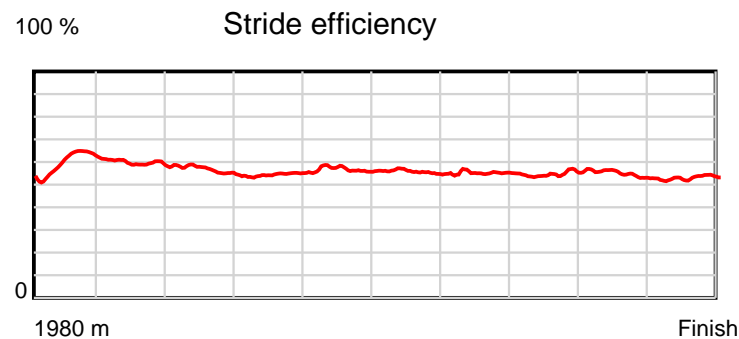
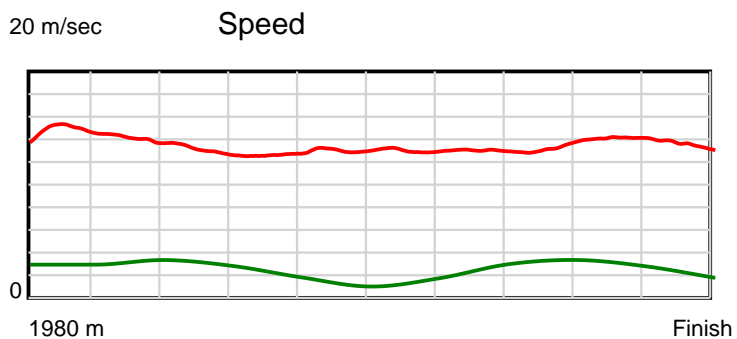
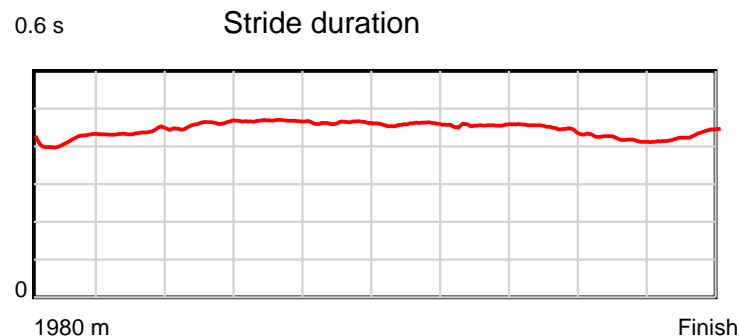
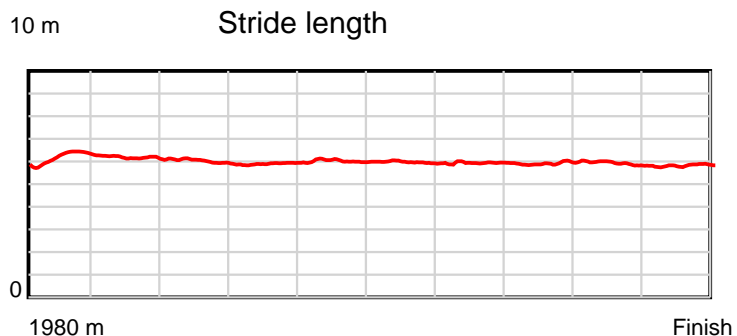
Disclaimer.

HRNZ and NZMTC and Thoroughbred Ratings Pty Ltd accepts no responsibility for the completeness or accuracy of any of the information contained herein, and makes no representations about its suitability for any particular purpose. Users should make their own judgements about those matters and/or seek independent advice. You assume all risks associated with use of the data provided on this page.

Race Results

August 29, 2025, Race 9, THE FRIENDS OF THE JOHN PAUL II CENTRE FOR LIFE MOBILE PACE, Distance 1980m, Addington - Survey 1980m

Result	TAB no.	Horse (Barrier)	1980 to	1800m to	1600m to	1400m to	1200m to	1000m to	800m to	600m to	400m to	200m to	Total or	Margin
5th	9	Miki Skipper (7)	1800m	1600m	1400m	1200m	1000m	800m	600m	400m	200m	WP	Average	
		Position in running (margin)	-	3(0.8)	1(0.0)	1(0.0)	1(0.0)	1(0.0)	1(0.0)	1(0.0)	1(0.0)	2(1.3)		7.10
		Sectional time (s)	12.40	14.65	15.56	15.95	15.46	15.40	15.37	15.36	14.35	14.78		
		Cumulative time (s)	149.28	136.88	122.23	106.67	90.72	75.26	59.86	44.49	29.13	14.78	2:29.28	
		Speed (m/s)	14.52	13.65	12.85	12.54	12.94	12.99	13.01	13.02	13.94	13.53	13.26	
		Stride length (m)	6.10	5.98	5.90	5.87	5.98	5.96	5.91	5.84	5.84	5.82	5.92	
		Stride duration (s)	0.415	0.438	0.459	0.468	0.462	0.459	0.454	0.448	0.419	0.430	0.446	
		Stride efficiency (%)	58.19	55.81	54.41	53.77	55.87	55.43	54.64	53.21	53.38	52.99	54.70	
		Stride count	29.50	33.47	33.89	34.10	33.45	33.58	33.82	34.27	34.22	34.35	334.65	



Note: Horizontal distance axis grid lines are 200m furlongs.

Disclaimer.

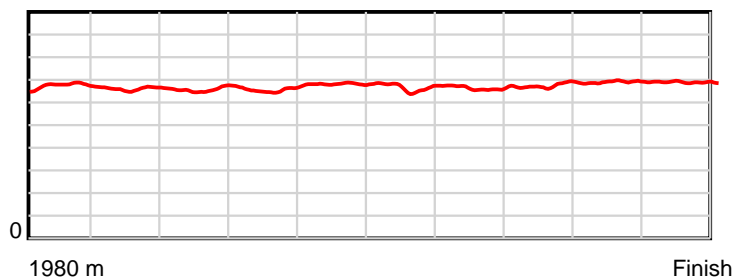
HRNZ and NZMTC and Thoroughbred Ratings Pty Ltd accepts no responsibility for the completeness or accuracy of any of the information contained herein, and makes no representations about its suitability for any particular purpose. Users should make their own judgements about those matters and/or seek independent advice. You assume all risks associated with use of the data provided on this page.

Race Results

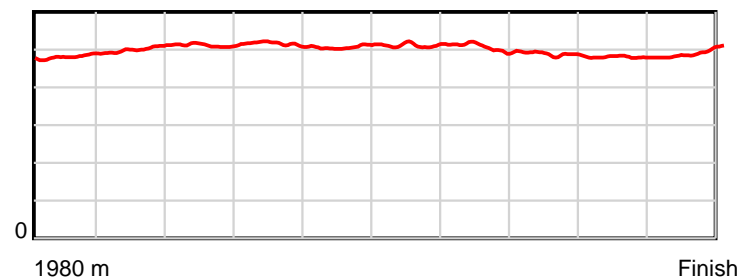
August 29, 2025, Race 9, THE FRIENDS OF THE JOHN PAUL II CENTRE FOR LIFE MOBILE PACE, Distance 1980m, Addington - Survey 1980m

Result	TAB no.	Horse (Barrier)	1980 to	1800m to	1600m to	1400m to	1200m to	1000m to	800m to	600m to	400m to	200m to	Total or	Margin
6th	6	Asian Joker (5)	1800m	1600m	1400m	1200m	1000m	800m	600m	400m	200m	WP	Average	
		Position in running (margin)	-	6(5.2)	6(8.9)	6(10.3)	6(8.9)	7(7.1)	7(7.7)	7(6.8)	5(4.0)	6(5.7)		9.00
		Sectional time (s)	13.24	15.41	15.78	15.73	15.15	15.49	15.22	14.90	14.42	14.30		
		Cumulative time (s)	149.64	136.40	120.99	105.21	89.48	74.33	58.84	43.62	28.72	14.30	2:29.64	
		Speed (m/s)	13.60	12.98	12.67	12.71	13.20	12.91	13.14	13.42	13.87	13.99	13.23	
		Stride length (m)	6.69	6.50	6.48	6.55	6.69	6.60	6.65	6.54	6.66	6.90	6.62	
		Stride duration (s)	0.482	0.501	0.511	0.515	0.507	0.511	0.506	0.487	0.480	0.493	0.501	
		Stride efficiency (%)	69.90	66.10	65.61	67.08	69.98	68.04	69.09	66.86	69.29	74.35	68.55	
		Stride count	26.91	30.75	30.87	30.53	29.89	30.31	30.08	30.58	30.03	28.99	298.94	

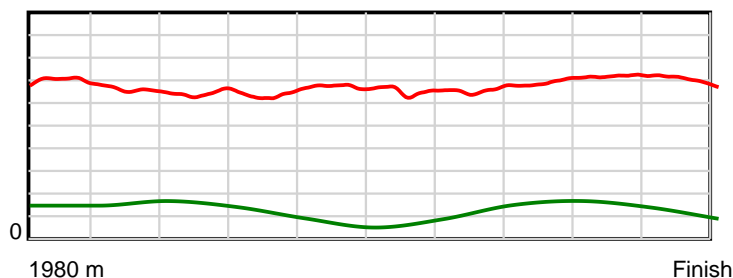
10 m Stride length



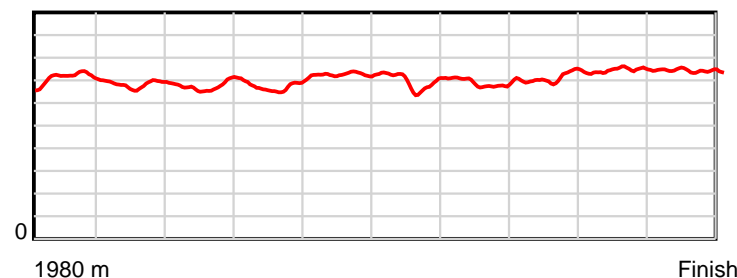
0.6 s Stride duration



20 m/sec Speed



100 % Stride efficiency



Note: Horizontal distance axis grid lines are 200m furlongs.

Disclaimer.

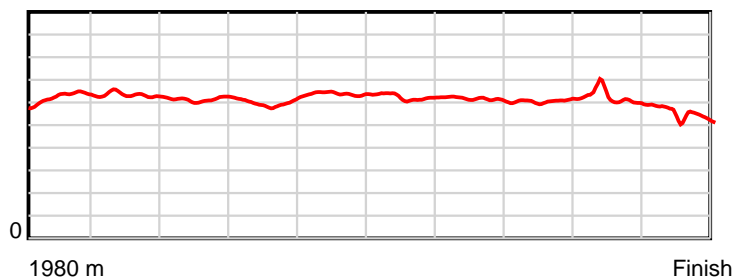
HRNZ and NZMTC and Thoroughbred Ratings Pty Ltd accepts no responsibility for the completeness or accuracy of any of the information contained herein, and makes no representations about its suitability for any particular purpose. Users should make their own judgements about those matters and/or seek independent advice. You assume all risks associated with use of the data provided on this page.

Race Results

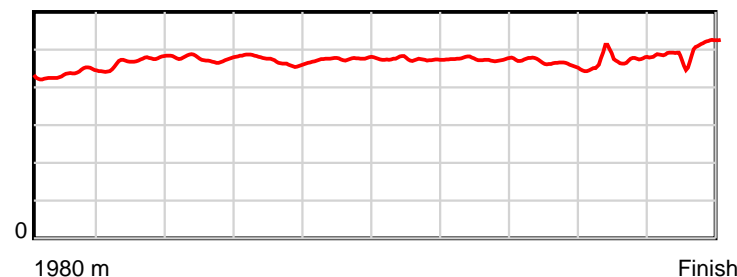
August 29, 2025, Race 9, THE FRIENDS OF THE JOHN PAUL II CENTRE FOR LIFE MOBILE PACE, Distance 1980m, Addington - Survey 1980m

Result	TAB no.	Horse (Barrier)	1980 to	1800m to	1600m to	1400m to	1200m to	1000m to	800m to	600m to	400m to	200m to	Total or	Margin
7th	3	Jinx Johnson (2)	1800m	1600m	1400m	1200m	1000m	800m	600m	400m	200m	WP	Average	
		Position in running (margin)	-	4(2.8)	4(4.8)	4(6.3)	4(4.8)	4(3.2)	4(3.8)	4(4.4)	7(5.8)	7(13.9)		37.20
		Sectional time (s)	12.70	15.12	15.80	15.72	15.19	15.49	15.48	15.60	15.48	18.42		
		Cumulative time (s)	155.00	142.30	127.18	111.38	95.66	80.47	64.98	49.50	33.90	18.42	2:35.00	
		Speed (m/s)	14.18	13.23	12.66	12.72	13.17	12.91	12.92	12.82	12.92	10.86	12.77	
		Stride length (m)	6.21	6.21	6.03	5.99	6.26	6.12	6.13	5.94	6.11	5.42	6.03	
		Stride duration (s)	0.437	0.470	0.476	0.471	0.475	0.474	0.474	0.463	0.473	0.499	0.472	
		Stride efficiency (%)	60.27	60.35	56.75	56.03	61.22	58.59	58.71	55.19	58.41	45.82	56.85	
		Stride count	28.98	32.18	33.19	33.40	31.95	32.66	32.63	33.65	32.71	36.93	328.28	

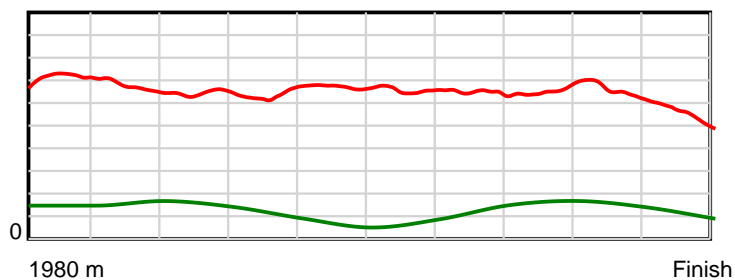
10 m Stride length



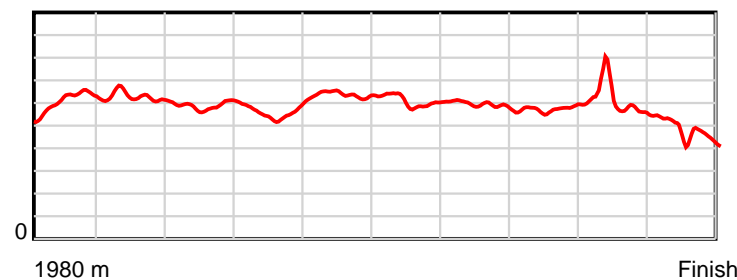
0.6 s Stride duration



20 m/sec Speed



100 % Stride efficiency



Note: Horizontal distance axis grid lines are 200m furlongs.

Disclaimer.

HRNZ and NZMTC and Thoroughbred Ratings Pty Ltd accepts no responsibility for the completeness or accuracy of any of the information contained herein, and makes no representations about its suitability for any particular purpose. Users should make their own judgements about those matters and/or seek independent advice. You assume all risks associated with use of the data provided on this page.