



## Race Results

NZ Metropolitan Trotting Club Inc, HRNZ, September 05, 2025

Compilation date: September 5, 2025, 5:49:59 PM (NZST)

Copyright © 2025 HRNZ and NZMTC. All rights reserved.

### Trademarks.

StrideMASTER is a registered trademark of Thoroughbred Ratings Pty Ltd.

### Disclaimer.

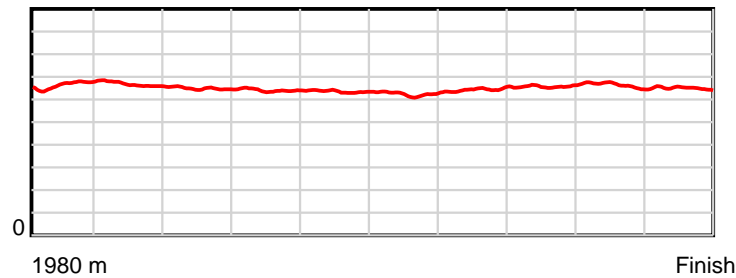
HRNZ and NZMTC and Thoroughbred Ratings Pty Ltd accepts no responsibility for the completeness or accuracy of any of the information contained herein, and makes no representations about its suitability for any particular purpose. Users should make their own judgements about those matters and/or seek independent advice. You assume all risks associated with use of the data provided on this page.

# Race Results

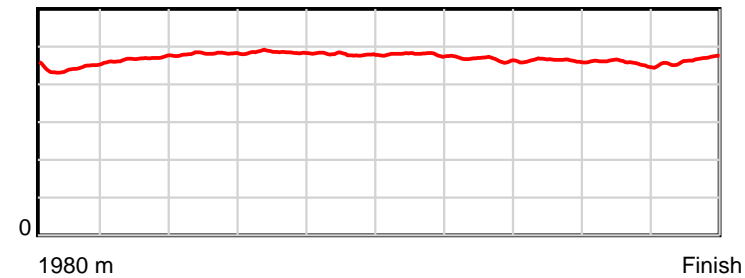
September 05, 2025, Race 3, PROBUILD ITM 2YO MOBILE PACE, Distance 1980m, Addington - Survey 1980m

Result	TAB no.	Horse (Barrier)	1980 to	1800m to	1600m to	1400m to	1200m to	1000m to	800m to	600m to	400m to	200m to	Total or	Margin
1st	8	Stumblin In (8)	1800m	1600m	1400m	1200m	1000m	800m	600m	400m	200m	WP	Average	
		Position in running (margin)	-	1(0.0)	1(0.0)	1(0.0)	1(0.0)	1(0.0)	1(0.0)	1(0.0)	1(0.0)	1(0.0)		0.00
		Sectional time (s)	12.32	14.23	14.69	15.15	15.19	15.60	14.49	14.13	13.67	14.19		
		Cumulative time (s)	143.66	131.34	117.11	102.42	87.27	72.08	56.48	41.99	27.86	14.19	2:23.66	
		Speed (m/s)	14.62	14.05	13.61	13.20	13.17	12.82	13.80	14.15	14.63	14.09	13.78	
		Stride length (m)	6.62	6.58	6.55	6.40	6.32	6.14	6.43	6.56	6.68	6.55	6.48	
		Stride duration (s)	0.442	0.468	0.481	0.485	0.480	0.479	0.466	0.463	0.457	0.465	0.470	
		Stride efficiency (%)	68.42	67.65	67.05	63.97	62.41	58.99	64.62	67.23	69.73	67.06	65.58	
		Stride count	27.20	30.40	30.53	31.26	31.65	32.55	31.10	30.49	29.94	30.53	305.65	

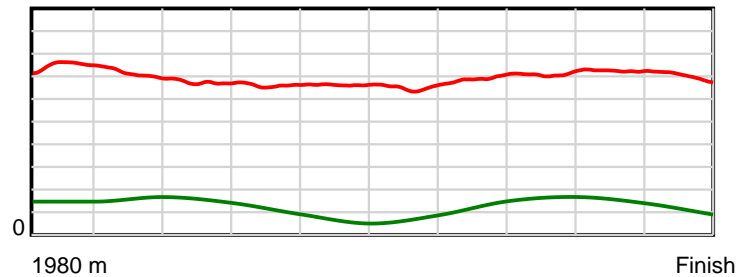
10 m Stride length



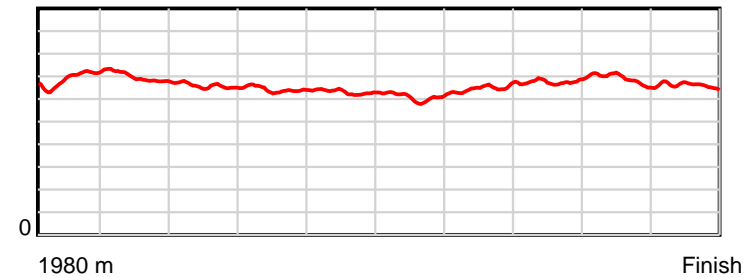
0.6 s Stride duration



20 m/sec Speed



100 % Stride efficiency



Note: Horizontal distance axis grid lines are 200m furlongs.

## Disclaimer.

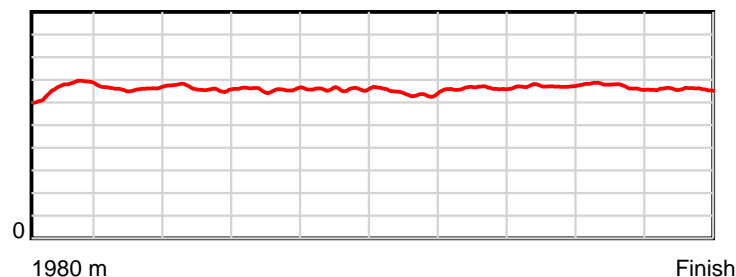
HRNZ and NZMTC and Thoroughbred Ratings Pty Ltd accepts no responsibility for the completeness or accuracy of any of the information contained herein, and makes no representations about its suitability for any particular purpose. Users should make their own judgements about those matters and/or seek independent advice. You assume all risks associated with use of the data provided on this page.

# Race Results

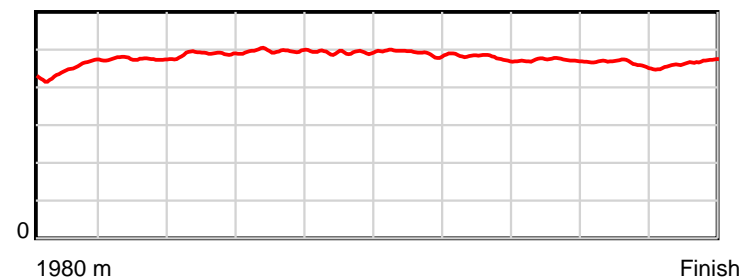
September 05, 2025, Race 3, PROBUILD ITM 2YO MOBILE PACE, Distance 1980m, Addington - Survey 1980m

Result	TAB no.	Horse (Barrier)	1980 to	1800m to	1600m to	1400m to	1200m to	1000m to	800m to	600m to	400m to	200m to	Total or	Margin
2nd	1	Seaside Brucie (1)	1800m	1600m	1400m	1200m	1000m	800m	600m	400m	200m	WP	Average	
		Position in running (margin)	-	2(0.7)	2(3.3)	2(2.7)	2(2.5)	2(1.7)	2(1.3)	2(1.4)	3(1.9)	2(2.6)		1.20
		Sectional time (s)	12.09	14.66	14.60	15.11	15.05	15.54	14.51	14.21	13.80	14.31		
		Cumulative time (s)	143.88	131.79	117.13	102.53	87.42	72.37	56.83	42.32	28.11	14.31	2:23.88	
		Speed (m/s)	14.89	13.64	13.70	13.24	13.29	12.87	13.78	14.07	14.49	13.98	13.76	
		Stride length (m)	6.56	6.48	6.70	6.58	6.55	6.33	6.60	6.65	6.71	6.49	6.56	
		Stride duration (s)	0.449	0.475	0.489	0.497	0.493	0.492	0.479	0.473	0.463	0.465	0.477	
		Stride efficiency (%)	67.17	65.69	70.13	67.58	67.04	62.57	68.15	69.17	70.45	65.90	67.33	
		Stride count	27.46	30.85	29.85	30.41	30.53	31.61	30.28	30.06	29.79	30.80	301.64	

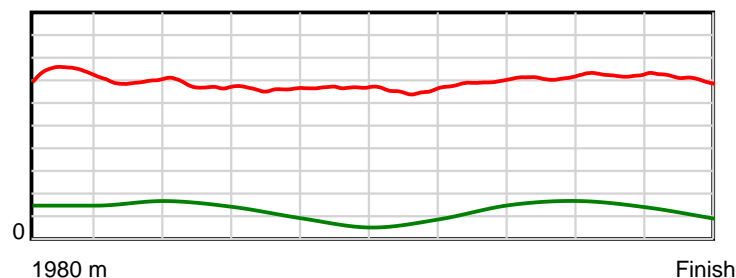
10 m Stride length



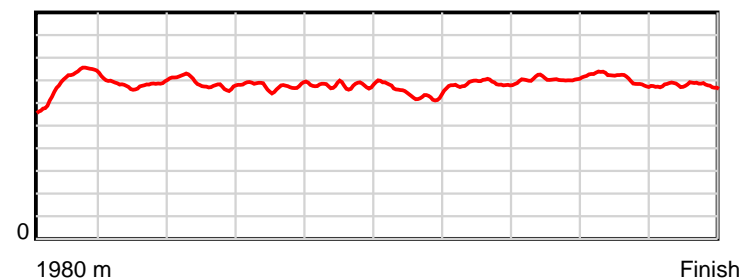
0.6 s Stride duration



20 m/sec Speed



100 % Stride efficiency



Note: Horizontal distance axis grid lines are 200m furlongs.

## Disclaimer.

HRNZ and NZMTC and Thoroughbred Ratings Pty Ltd accepts no responsibility for the completeness or accuracy of any of the information contained herein, and makes no representations about its suitability for any particular purpose. Users should make their own judgements about those matters and/or seek independent advice. You assume all risks associated with use of the data provided on this page.

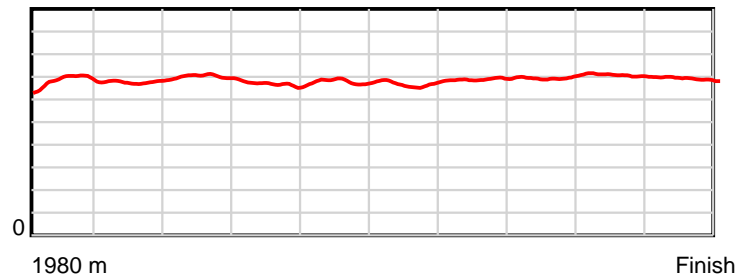
# Race Results

September 05, 2025, Race 3, PROBUILD ITM 2YO MOBILE PACE, Distance 1980m, Addington - Survey 1980m

Result	TAB no.	Horse (Barrier)	1980 to	1800m to	1600m to	1400m to	1200m to	1000m to	800m to	600m to	400m to	200m to	Total or	Margin
3rd	3	Get Seaside Lu... (3)	1800m	1600m	1400m	1200m	1000m	800m	600m	400m	200m	WP	Average	
		Position in running (margin)	-	4(2.8)	4(5.8)	3(3.5)	3(3.5)	3(2.1)	3(1.4)	3(1.5)	2(1.8)	3(2.9)		2.70
		Sectional time (s)	12.69	14.73	14.31	15.14	14.96	15.47	14.51	14.18	13.86	14.33		
		Cumulative time (s)	144.18	131.49	116.76	102.45	87.31	72.35	56.88	42.37	28.19	14.33	2:24.18	
		Speed (m/s)	14.19	13.58	13.98	13.21	13.37	12.93	13.78	14.10	14.43	13.96	13.73	
		Stride length (m)	6.77	6.57	6.87	6.65	6.64	6.48	6.86	6.77	6.98	6.91	6.75	
		Stride duration (s)	0.474	0.484	0.492	0.504	0.497	0.501	0.498	0.480	0.484	0.495	0.491	
		Stride efficiency (%)	71.68	67.46	73.84	69.13	68.91	65.65	73.54	71.65	76.07	74.54	71.13	
		Stride count	26.58	30.44	29.10	30.07	30.12	30.86	29.15	29.54	28.66	28.96	293.48	

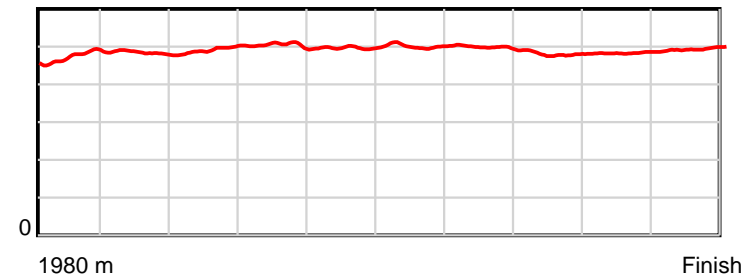
10 m

Stride length



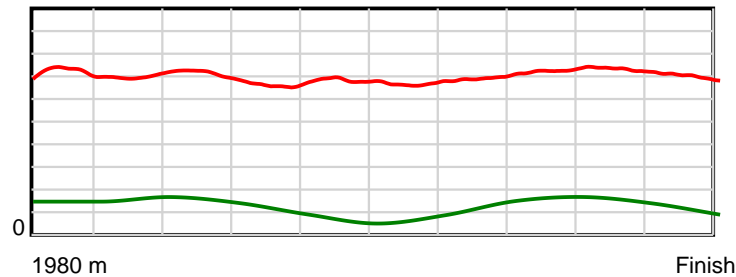
0.6 s

Stride duration



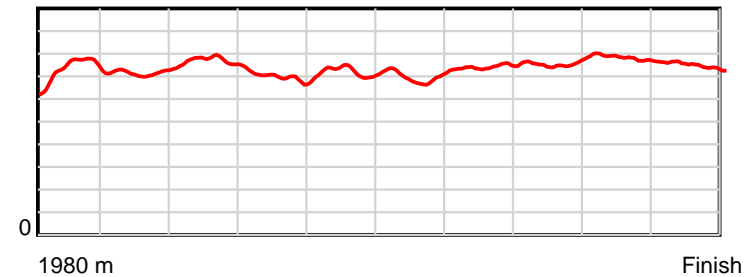
20 m/sec

Speed



100 %

Stride efficiency



Note: Horizontal distance axis grid lines are 200m furlongs.

## Disclaimer.

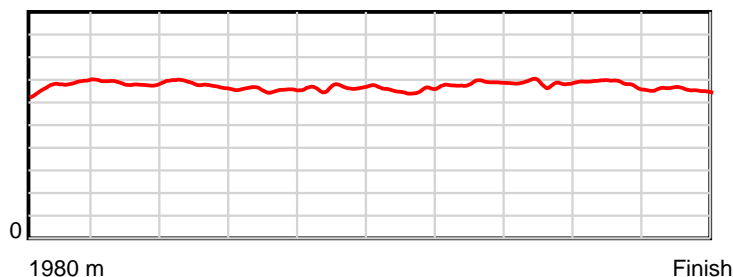
HRNZ and NZMTC and Thoroughbred Ratings Pty Ltd accepts no responsibility for the completeness or accuracy of any of the information contained herein, and makes no representations about its suitability for any particular purpose. Users should make their own judgements about those matters and/or seek independent advice. You assume all risks associated with use of the data provided on this page.

# Race Results

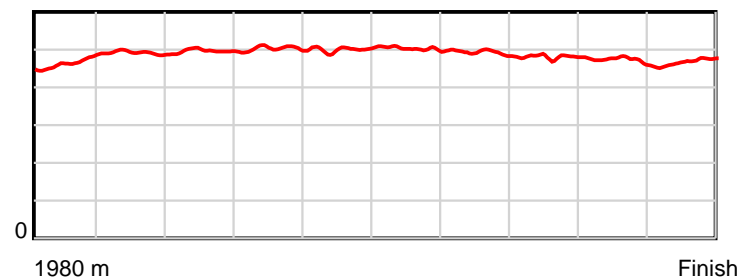
September 05, 2025, Race 3, PROBUILD ITM 2YO MOBILE PACE, Distance 1980m, Addington - Survey 1980m

Result	TAB no.	Horse (Barrier)	1980 to	1800m to	1600m to	1400m to	1200m to	1000m to	800m to	600m to	400m to	200m to	Total or	Margin
4th	2	Franco Lennon (2)	1800m	1600m	1400m	1200m	1000m	800m	600m	400m	200m	WP	Average	
		Position in running (margin)	-	3(1.9)	3(4.1)	4(4.3)	4(4.8)	4(3.2)	4(2.6)	4(2.7)	4(3.0)	4(4.4)		2.90
		Sectional time (s)	12.37	14.60	14.72	15.23	14.92	15.51	14.51	14.18	13.90	14.27		
		Cumulative time (s)	144.21	131.84	117.24	102.52	87.29	72.37	56.86	42.35	28.17	14.27	2:24.21	
		Speed (m/s)	14.56	13.70	13.59	13.13	13.40	12.89	13.78	14.10	14.39	14.02	13.73	
		Stride length (m)	6.70	6.73	6.75	6.59	6.72	6.48	6.79	6.77	6.79	6.56	6.69	
		Stride duration (s)	0.466	0.492	0.497	0.502	0.501	0.503	0.492	0.480	0.472	0.468	0.487	
		Stride efficiency (%)	70.17	70.86	71.16	67.93	70.52	65.63	72.01	71.66	72.07	67.31	69.89	
		Stride count	26.86	29.70	29.64	30.33	29.77	30.86	29.46	29.53	29.45	30.47	296.07	

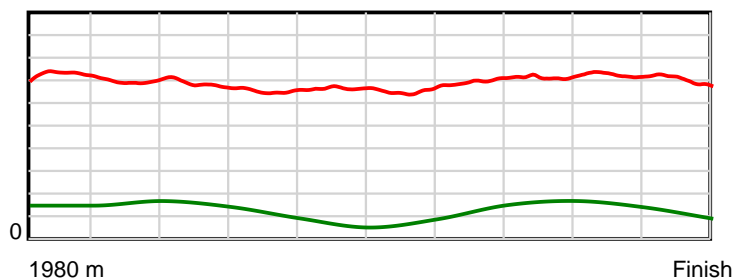
10 m Stride length



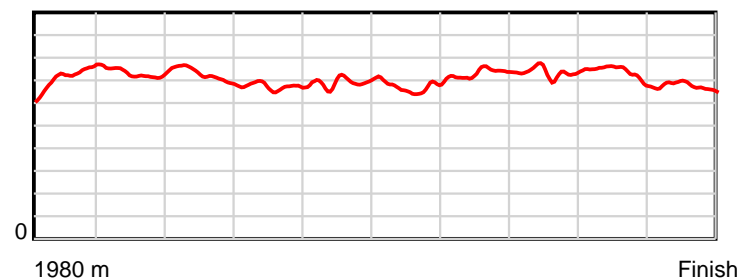
0.6 s Stride duration



20 m/sec Speed



100 % Stride efficiency



Note: Horizontal distance axis grid lines are 200m furlongs.

## Disclaimer.

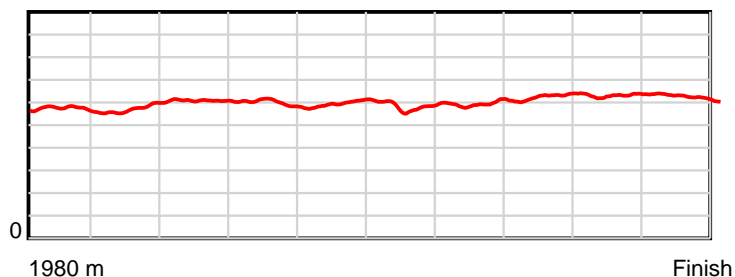
HRNZ and NZMTC and Thoroughbred Ratings Pty Ltd accepts no responsibility for the completeness or accuracy of any of the information contained herein, and makes no representations about its suitability for any particular purpose. Users should make their own judgements about those matters and/or seek independent advice. You assume all risks associated with use of the data provided on this page.

# Race Results

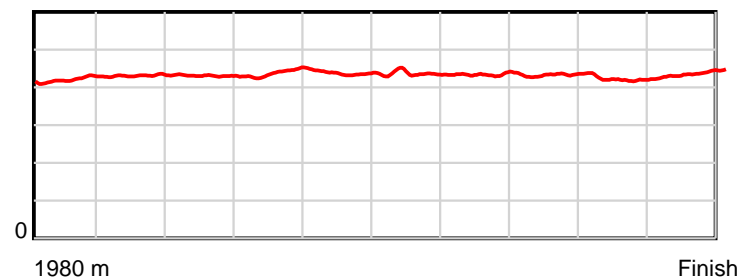
September 05, 2025, Race 3, PROBUILD ITM 2YO MOBILE PACE, Distance 1980m, Addington - Survey 1980m

Result	TAB no.	Horse (Barrier)	1980 to	1800m to	1600m to	1400m to	1200m to	1000m to	800m to	600m to	400m to	200m to	Total or	Margin
5th	6	Palladium (6)	1800m	1600m	1400m	1200m	1000m	800m	600m	400m	200m	WP	Average	
		Position in running (margin)	-	8(7.0)	7(14.8)	7(12.9)	7(10.3)	7(8.6)	8(6.6)	8(6.8)	8(6.8)	6(7.1)		4.70
		Sectional time (s)	13.26	15.53	14.38	14.71	14.90	15.28	14.51	14.13	13.72	14.14		
		Cumulative time (s)	144.56	131.30	115.77	101.39	86.68	71.78	56.50	41.99	27.86	14.14	2:24.56	
		Speed (m/s)	13.58	12.88	13.91	13.60	13.42	13.09	13.78	14.15	14.58	14.14	13.70	
		Stride length (m)	5.68	5.54	5.99	5.97	5.87	5.71	5.99	6.13	6.14	6.20	5.92	
		Stride duration (s)	0.421	0.431	0.431	0.439	0.437	0.436	0.435	0.433	0.421	0.438	0.432	
		Stride efficiency (%)	50.45	48.03	56.14	55.68	53.83	50.90	56.07	58.65	58.84	60.01	54.70	
		Stride count	31.68	36.07	33.37	33.51	34.08	35.04	33.39	32.65	32.59	32.28	334.66	

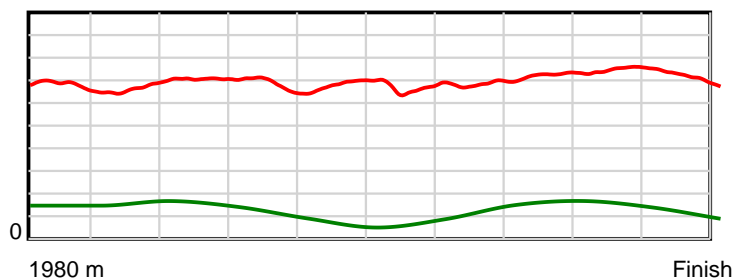
10 m Stride length



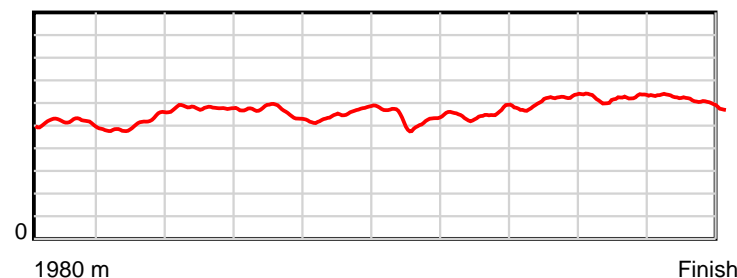
0.6 s Stride duration



20 m/sec Speed



100 % Stride efficiency



Note: Horizontal distance axis grid lines are 200m furlongs.

## Disclaimer.

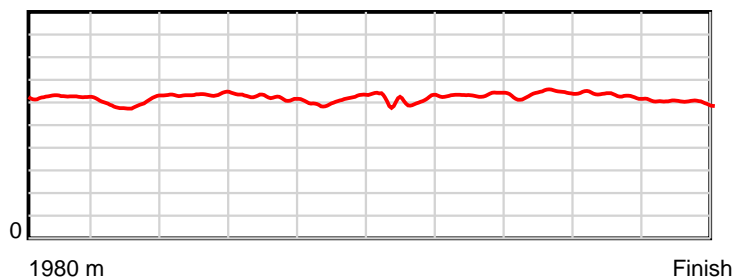
HRNZ and NZMTC and Thoroughbred Ratings Pty Ltd accepts no responsibility for the completeness or accuracy of any of the information contained herein, and makes no representations about its suitability for any particular purpose. Users should make their own judgements about those matters and/or seek independent advice. You assume all risks associated with use of the data provided on this page.

# Race Results

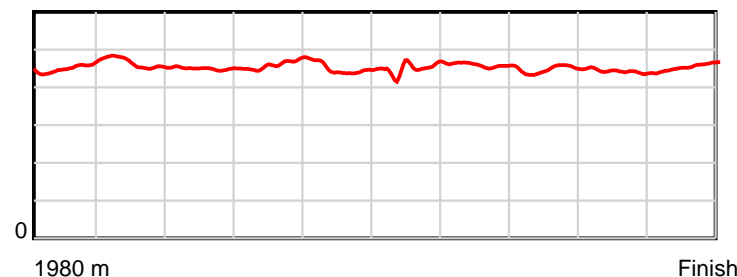
September 05, 2025, Race 3, PROBUILD ITM 2YO MOBILE PACE, Distance 1980m, Addington - Survey 1980m

Result	TAB no.	Horse (Barrier)	1980 to	1800m to	1600m to	1400m to	1200m to	1000m to	800m to	600m to	400m to	200m to	Total or	Margin
6th	7	Off The Canvas (7)	1800m	1600m	1400m	1200m	1000m	800m	600m	400m	200m	WP	Average	
		Position in running (margin)	-	6(6.0)	8(17.6)	8(15.2)	8(12.7)	8(9.4)	6(5.0)	6(5.6)	7(5.9)	7(8.1)		11.90
		Sectional time (s)	13.12	16.17	14.28	14.73	14.64	14.87	14.60	14.17	14.04	15.30		
		Cumulative time (s)	145.92	132.80	116.63	102.35	87.62	72.98	58.11	43.51	29.34	15.30	2:25.92	
		Speed (m/s)	13.72	12.37	14.01	13.58	13.66	13.45	13.70	14.11	14.25	13.07	13.57	
		Stride length (m)	6.22	5.74	6.30	6.27	6.12	6.06	6.28	6.31	6.29	5.96	6.15	
		Stride duration (s)	0.451	0.464	0.450	0.462	0.448	0.451	0.458	0.447	0.441	0.456	0.453	
		Stride efficiency (%)	60.41	51.50	61.94	61.48	58.50	57.41	61.66	62.16	61.79	55.50	59.07	
		Stride count	28.95	34.84	31.77	31.89	32.69	33.00	31.84	31.71	31.80	33.56	322.05	

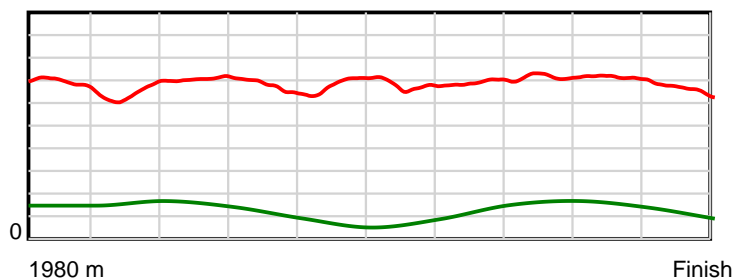
10 m Stride length



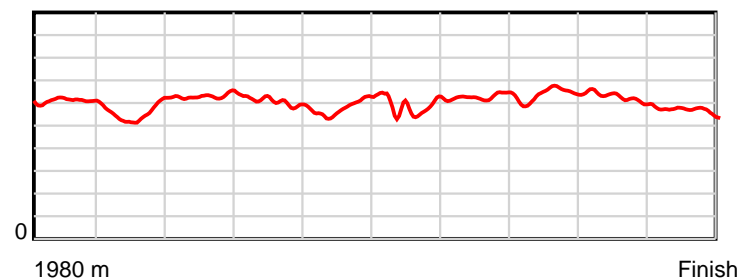
0.6 s Stride duration



20 m/sec Speed



100 % Stride efficiency



Note: Horizontal distance axis grid lines are 200m furlongs.

## Disclaimer.

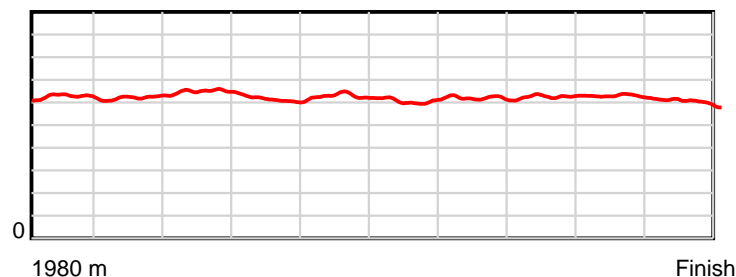
HRNZ and NZMTC and Thoroughbred Ratings Pty Ltd accepts no responsibility for the completeness or accuracy of any of the information contained herein, and makes no representations about its suitability for any particular purpose. Users should make their own judgements about those matters and/or seek independent advice. You assume all risks associated with use of the data provided on this page.

# Race Results

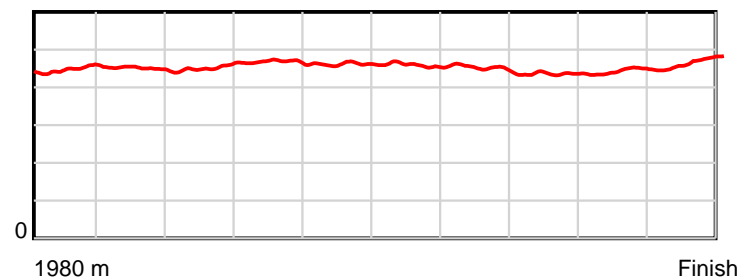
September 05, 2025, Race 3, PROBUILD ITM 2YO MOBILE PACE, Distance 1980m, Addington - Survey 1980m

Result	TAB no.	Horse (Barrier)	1980 to	1800m to	1600m to	1400m to	1200m to	1000m to	800m to	600m to	400m to	200m to	Total or	Margin
7th	4	Kensington Mik... (4)	1800m	1600m	1400m	1200m	1000m	800m	600m	400m	200m	WP	Average	
		Position in running (margin)	-	5(5.1)	5(9.4)	5(5.2)	5(5.3)	5(3.9)	5(3.4)	5(3.3)	5(3.8)	5(6.8)		12.40
		Sectional time (s)	13.01	14.95	14.00	15.16	14.95	15.52	14.48	14.21	14.17	15.57		
		Cumulative time (s)	146.02	133.01	118.06	104.06	88.90	73.95	58.43	43.95	29.74	15.57	2:26.02	
		Speed (m/s)	13.84	13.38	14.29	13.19	13.38	12.89	13.81	14.07	14.11	12.85	13.56	
		Stride length (m)	6.21	6.03	6.45	6.17	6.18	5.91	6.22	6.14	6.27	6.01	6.16	
		Stride duration (s)	0.448	0.451	0.452	0.468	0.462	0.459	0.450	0.436	0.444	0.468	0.454	
		Stride efficiency (%)	60.29	56.77	65.08	59.53	59.61	54.61	60.51	58.87	61.40	56.40	59.20	
		Stride count	28.98	33.18	30.99	32.40	32.38	33.83	32.14	32.58	31.91	33.29	321.68	

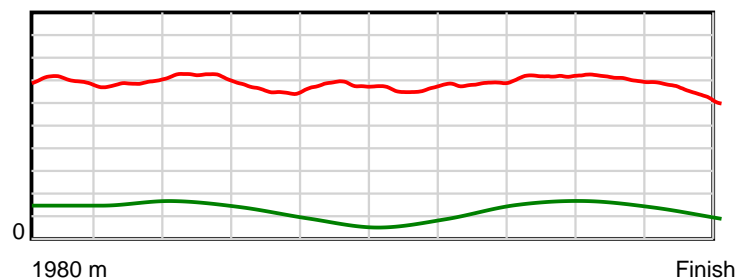
10 m Stride length



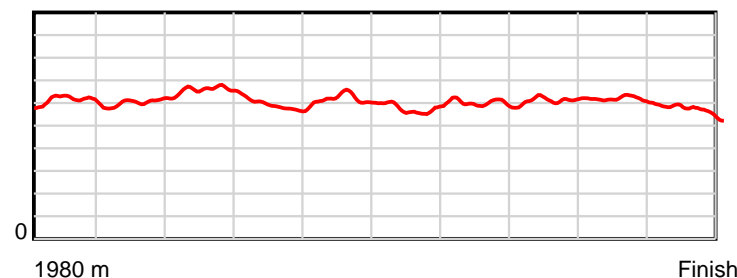
0.6 s Stride duration



20 m/sec Speed



100 % Stride efficiency



Note: Horizontal distance axis grid lines are 200m furlongs.

## Disclaimer.

HRNZ and NZMTC and Thoroughbred Ratings Pty Ltd accepts no responsibility for the completeness or accuracy of any of the information contained herein, and makes no representations about its suitability for any particular purpose. Users should make their own judgements about those matters and/or seek independent advice. You assume all risks associated with use of the data provided on this page.

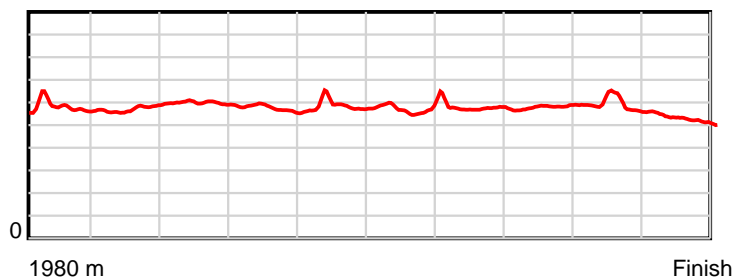


# Race Results

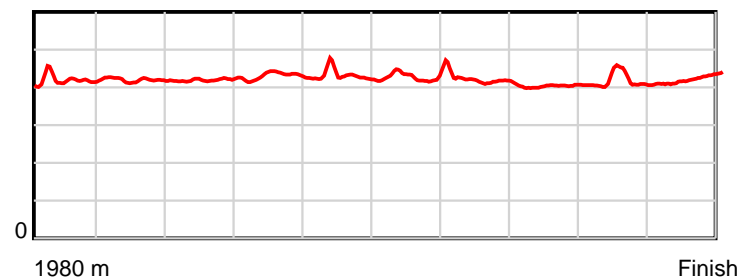
September 05, 2025, Race 3, PROBUILD ITM 2YO MOBILE PACE, Distance 1980m, Addington - Survey 1980m

Result	TAB no.	Horse (Barrier)	1980 to	1800m to	1600m to	1400m to	1200m to	1000m to	800m to	600m to	400m to	200m to	Total or	Margin
8th	5	Brilliant Chas... (5)	1800m	1600m	1400m	1200m	1000m	800m	600m	400m	200m	WP	Average	
		Position in running (margin)	-	7(6.7)	6(12.1)	6(8.2)	6(7.0)	6(6.0)	7(5.3)	7(5.8)	6(5.9)	8(8.8)		17.90
		Sectional time (s)	13.44	15.12	14.04	14.96	15.02	15.47	14.58	14.15	14.15	16.14		
		Cumulative time (s)	147.07	133.63	118.51	104.47	89.51	74.49	59.02	44.44	30.29	16.14	2:27.07	
		Speed (m/s)	13.40	13.23	14.25	13.37	13.32	12.93	13.72	14.13	14.13	12.39	13.46	
		Stride length (m)	5.72	5.56	5.98	5.76	5.71	5.56	5.71	5.70	5.84	5.25	5.67	
		Stride duration (s)	0.418	0.420	0.420	0.431	0.429	0.430	0.416	0.403	0.413	0.424	0.421	
		Stride efficiency (%)	51.12	48.23	55.83	51.76	50.90	48.26	51.00	50.77	53.24	43.09	50.25	
		Stride count	31.47	36.00	33.46	34.75	35.04	35.99	35.01	35.09	34.26	38.09	349.16	

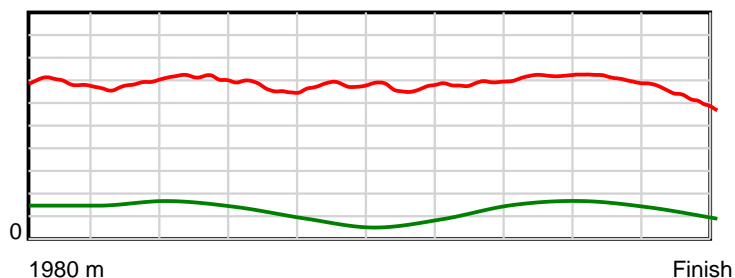
10 m Stride length



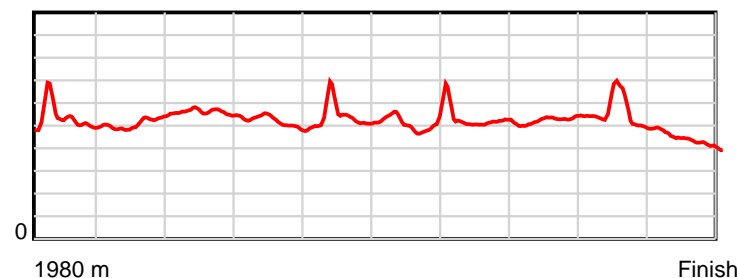
0.6 s Stride duration



20 m/sec Speed



100 % Stride efficiency



Note: Horizontal distance axis grid lines are 200m furlongs.

## Disclaimer.

HRNZ and NZMTC and Thoroughbred Ratings Pty Ltd accepts no responsibility for the completeness or accuracy of any of the information contained herein, and makes no representations about its suitability for any particular purpose. Users should make their own judgements about those matters and/or seek independent advice. You assume all risks associated with use of the data provided on this page.