



Race Results

NZ Metropolitan Trotting Club Inc, HRNZ, September 19, 2025

Compilation date: September 19, 2025, 5:34:57 PM (NZST)

Copyright © 2025 HRNZ and NZMTC. All rights reserved.

Trademarks.

StrideMASTER is a registered trademark of Thoroughbred Ratings Pty Ltd.

Disclaimer.

HRNZ and NZMTC and Thoroughbred Ratings Pty Ltd accepts no responsibility for the completeness or accuracy of any of the information contained herein, and makes no representations about its suitability for any particular purpose. Users should make their own judgements about those matters and/or seek independent advice. You assume all risks associated with use of the data provided on this page.



Race Results



September 19, 2025, Race 2, GET BEHIND THE BLUE DRIVE MOBILE PACE, Distance 2600m, Addington - Survey 3200m

Result	TAB no.	Horse (Barrier)	2600 to	2400m to
1st	8	One For Jay (8)	2400m	2200m
		Position in running (margin)	-	1(0.0)
		Sectional time (s)	13.52	15.58
		Cumulative time (s)	196.95	183.43
		Speed (m/s)	14.79	12.84
		Stride length (m)	48.68	28.30
		Stride duration (s)	3.254	2.204
		Stride efficiency (%)	3702.92	1251.25
		Stride count	4.11	7.07

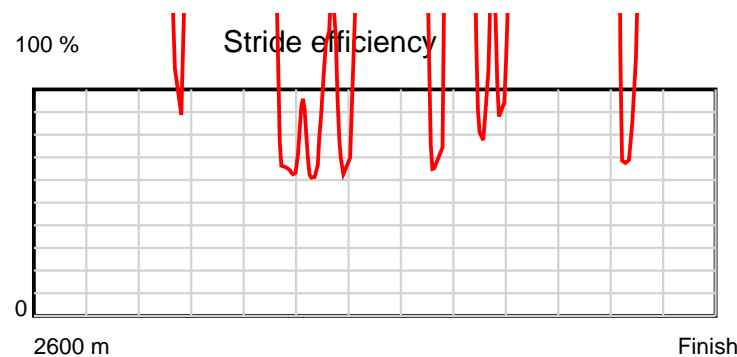
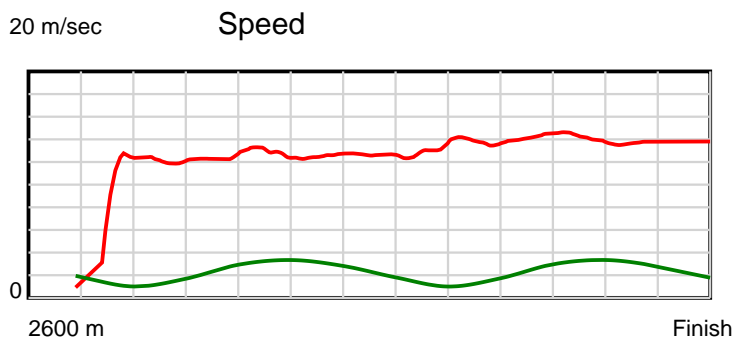
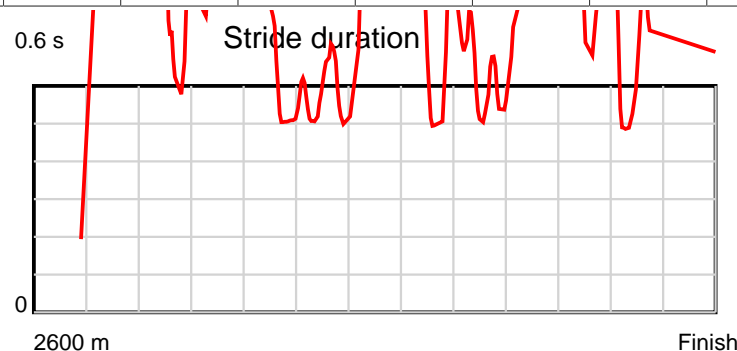
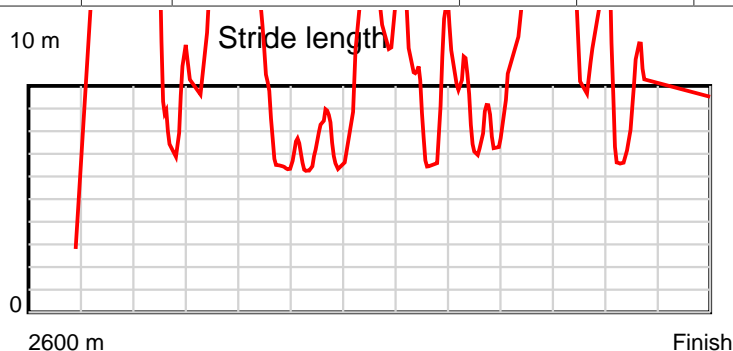
Disclaimer.

HRNZ and NZMTC and Thoroughbred Ratings Pty Ltd accepts no responsibility for the completeness or accuracy of any of the information contained herein, and makes no representations about its suitability for any particular purpose. Users should make their own judgements about those matters and/or seek independent advice. You assume all risks associated with use of the data provided on this page.

Race Results

September 19, 2025, Race 2, GET BEHIND THE BLUE DRIVE MOBILE PACE, Distance 2600m, Addington - Survey 3200m

Result	TAB no.	Horse (Barrier)	2200m to	2000m to	1800m to	1600m to	1400m to	1200m to	1000m to	800m to	600m to	400m to	200m to	Total or	Margin
1st	8	One For Jay (8)	2000m	1800m	1600m	1400m	1200m	1000m	800m	600m	400m	200m	WP	Average	
		Position in running (margin)	1(0.0)	1(0.0)	2(1.7)	2(2.4)	2(2.1)	2(1.8)	3(1.7)	3(2.1)	3(2.1)	3(2.4)	2(1.2)		0.00
		Sectional time (s)	16.55	15.90	15.75	16.07	15.99	15.21	14.64	13.91	14.54	14.56	14.73		
		Cumulative time (s)	167.85	151.30	135.40	119.65	103.58	87.59	72.38	57.74	43.83	29.29	14.73	3:16.95	
		Speed (m/s)	12.08	12.58	12.70	12.45	12.51	13.15	13.66	14.38	13.76	13.74	13.58	13.20	
		Stride length (m)	8.82	8.42	7.02	7.02	12.63	8.40	7.53	10.96	8.61	7.64	6.70	9.34	
		Stride duration (s)	0.730	0.669	0.553	0.564	1.010	0.639	0.551	0.762	0.626	0.556	0.494	0.708	
		Stride efficiency (%)	121.48	110.66	76.97	77.04	249.20	110.14	88.62	187.80	115.92	91.13	70.18	136.37	
		Stride count	22.68	23.77	28.50	28.48	15.84	23.82	26.56	18.24	23.22	26.19	29.84	278.32	



Note: Horizontal distance axis grid lines are 200m furlongs.

Disclaimer.

HRNZ and NZMTC and Thoroughbred Ratings Pty Ltd accepts no responsibility for the completeness or accuracy of any of the information contained herein, and makes no representations about its suitability for any particular purpose. Users should make their own judgements about those matters and/or seek independent advice. You assume all risks associated with use of the data provided on this page.



Race Results



September 19, 2025, Race 2, GET BEHIND THE BLUE DRIVE MOBILE PACE, Distance 2600m, Addington - Survey 3200m

Result	TAB no.	Horse (Barrier)	2600 to	2400m to
2nd	6	Matai Harry (6)	2400m	2200m
		Position in running (margin)	-	7(7.2)
		Sectional time (s)	14.43	16.50
		Cumulative time (s)	196.95	182.52
		Speed (m/s)	13.86	12.12
		Stride length (m)	25.39	17.12
		Stride duration (s)	1.848	1.413
		Stride efficiency (%)	1007.68	458.21
		Stride count	7.88	11.68

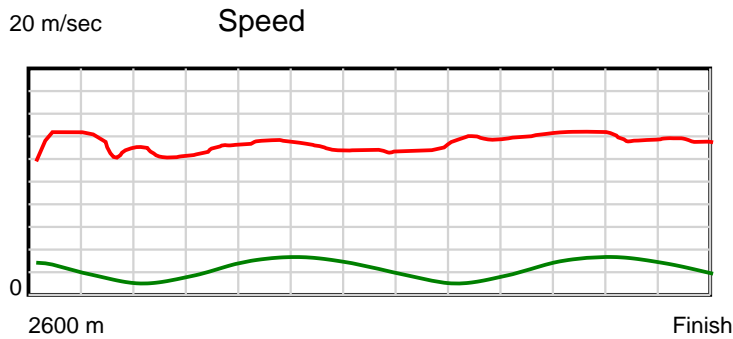
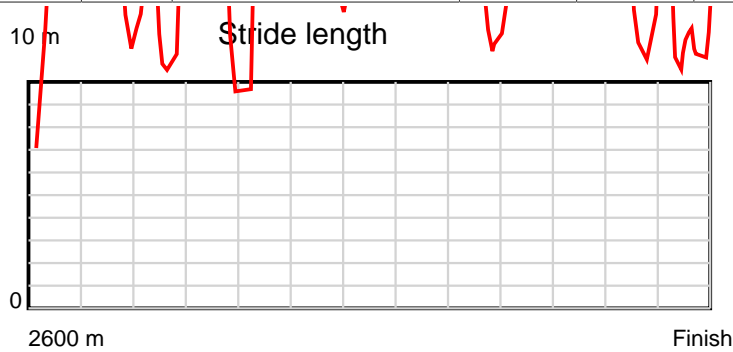
Disclaimer.

HRNZ and NZMTC and Thoroughbred Ratings Pty Ltd accepts no responsibility for the completeness or accuracy of any of the information contained herein, and makes no representations about its suitability for any particular purpose. Users should make their own judgements about those matters and/or seek independent advice. You assume all risks associated with use of the data provided on this page.

Race Results

September 19, 2025, Race 2, GET BEHIND THE BLUE DRIVE MOBILE PACE, Distance 2600m, Addington - Survey 3200m

Result	TAB no.	Horse (Barrier)	2200m to	2000m to	1800m to	1600m to	1400m to	1200m to	1000m to	800m to	600m to	400m to	200m to	Total or	Margin
2nd	6	Matai Harry (6)	2000m	1800m	1600m	1400m	1200m	1000m	800m	600m	400m	200m	WP	Average	
		Position in running (margin)	7(12.7)	7(12.1)	7(10.5)	6(9.2)	6(6.7)	5(4.4)	2(0.6)	2(0.7)	2(0.0)	2(2.3)	3(1.3)		0.10
		Sectional time (s)	16.44	15.35	15.43	15.70	15.65	14.59	14.59	13.80	14.86	14.60	15.01		
		Cumulative time (s)	166.02	149.58	134.23	118.80	103.10	87.45	72.86	58.27	44.47	29.61	15.01	3:16.95	
		Speed (m/s)	12.17	13.03	12.96	12.74	12.78	13.71	13.71	14.49	13.46	13.70	13.32	13.20	
		Stride length (m)	12.24	9.14	9.72	13.27	10.02	13.05	11.53	22.14	26.98	12.73	8.40	12.87	
		Stride duration (s)	1.007	0.701	0.749	1.042	0.784	0.952	0.841	1.528	2.005	0.929	0.631	0.975	
		Stride efficiency (%)	234.24	130.63	147.50	275.03	156.86	266.01	207.68	766.16	1137.23	253.21	110.34	258.81	
		Stride count	16.34	21.87	20.59	15.08	19.96	15.33	17.35	9.03	7.41	15.71	23.80	202.03	



Note: Horizontal distance axis grid lines are 200m furlongs.

Disclaimer.

HRNZ and NZMTC and Thoroughbred Ratings Pty Ltd accepts no responsibility for the completeness or accuracy of any of the information contained herein, and makes no representations about its suitability for any particular purpose. Users should make their own judgements about those matters and/or seek independent advice. You assume all risks associated with use of the data provided on this page.



Race Results



September 19, 2025, Race 2, GET BEHIND THE BLUE DRIVE MOBILE PACE, Distance 2600m, Addington - Survey 3200m

Result	TAB no.	Horse (Barrier)	2600 to	2400m to
3rd	4	Treasure Cove (4)	2400m	2200m
		Position in running (margin)	-	4(5.7)
		Sectional time (s)	14.41	16.04
		Cumulative time (s)	197.05	182.64
		Speed (m/s)	13.88	12.47
		Stride length (m)	5.95	5.56
		Stride duration (s)	0.426	0.446
		Stride efficiency (%)	55.25	48.25
		Stride count	33.64	35.99

Disclaimer.

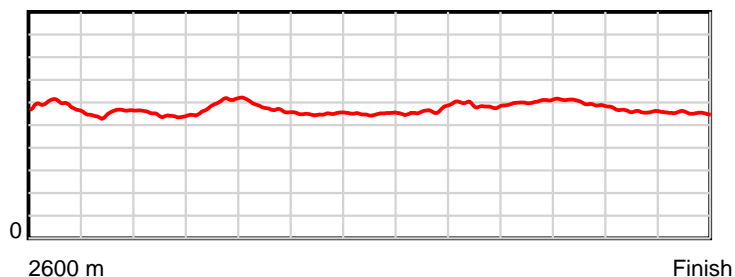
HRNZ and NZMTC and Thoroughbred Ratings Pty Ltd accepts no responsibility for the completeness or accuracy of any of the information contained herein, and makes no representations about its suitability for any particular purpose. Users should make their own judgements about those matters and/or seek independent advice. You assume all risks associated with use of the data provided on this page.

Race Results

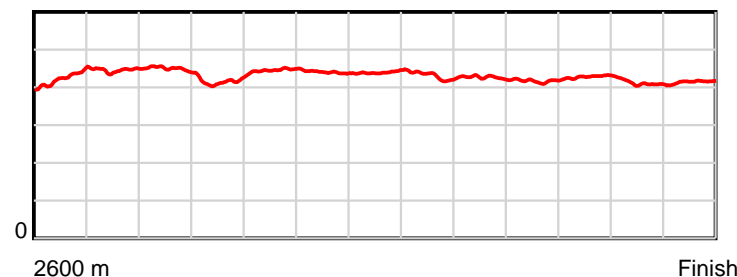
September 19, 2025, Race 2, GET BEHIND THE BLUE DRIVE MOBILE PACE, Distance 2600m, Addington - Survey 3200m

Result	TAB no.	Horse (Barrier)	2200m to	2000m to	1800m to	1600m to	1400m to	1200m to	1000m to	800m to	600m to	400m to	200m to	Total or	Margin
3rd	4	Treasure Cove (4)	2000m	1800m	1600m	1400m	1200m	1000m	800m	600m	400m	200m	WP	Average	
		Position in running (margin)	5(8.5)	5(8.4)	1(0.0)	1(0.0)	1(0.0)	1(0.0)	1(0.0)	1(0.0)	1(0.0)	1(0.0)	1(0.0)		0.40
		Sectional time (s)	16.54	14.22	15.63	16.12	16.04	15.22	14.57	13.91	14.49	14.76	15.10		
		Cumulative time (s)	166.60	150.06	135.84	120.21	104.09	88.05	72.83	58.26	44.35	29.86	15.10	3:17.05	
		Speed (m/s)	12.09	14.06	12.80	12.41	12.47	13.14	13.73	14.38	13.80	13.55	13.25	13.19	
		Stride length (m)	5.44	5.86	5.70	5.46	5.48	5.67	5.86	6.00	5.91	5.58	5.49	5.68	
		Stride duration (s)	0.450	0.416	0.446	0.440	0.440	0.431	0.427	0.417	0.428	0.412	0.415	0.431	
		Stride efficiency (%)	46.24	53.59	50.85	46.65	46.98	50.17	53.62	56.31	54.51	48.58	47.14	50.45	
		Stride count	36.77	34.15	35.06	36.60	36.48	35.30	34.14	33.32	33.86	35.87	36.42	457.60	

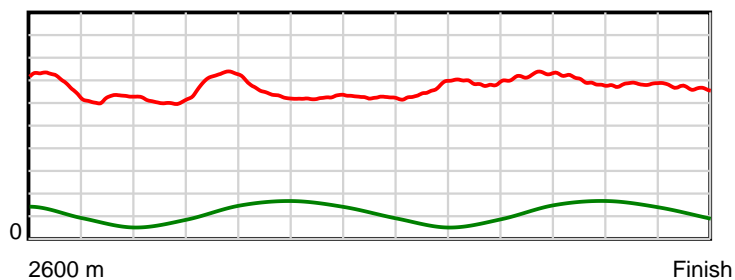
10 m Stride length



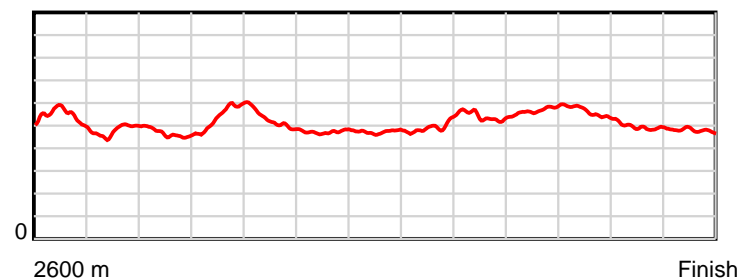
0.6 s Stride duration



20 m/sec Speed



100 % Stride efficiency



Note: Horizontal distance axis grid lines are 200m furlongs.

Disclaimer.

HRNZ and NZMTC and Thoroughbred Ratings Pty Ltd accepts no responsibility for the completeness or accuracy of any of the information contained herein, and makes no representations about its suitability for any particular purpose. Users should make their own judgements about those matters and/or seek independent advice. You assume all risks associated with use of the data provided on this page.



Race Results



September 19, 2025, Race 2, GET BEHIND THE BLUE DRIVE MOBILE PACE, Distance 2600m, Addington - Survey 3200m

Result	TAB no.	Horse (Barrier)	2600 to	2400m to
4th	3	Dave Duley (3)	2400m	2200m
		Position in running (margin)	-	2(2.3)
		Sectional time (s)	13.86	15.53
		Cumulative time (s)	197.35	183.49
		Speed (m/s)	14.43	12.88
		Stride length (m)	6.33	6.04
		Stride duration (s)	0.435	0.469
		Stride efficiency (%)	62.70	57.03
		Stride count	31.57	33.11

Disclaimer.

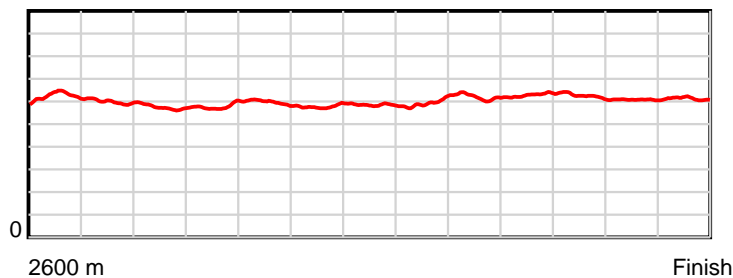
HRNZ and NZMTC and Thoroughbred Ratings Pty Ltd accepts no responsibility for the completeness or accuracy of any of the information contained herein, and makes no representations about its suitability for any particular purpose. Users should make their own judgements about those matters and/or seek independent advice. You assume all risks associated with use of the data provided on this page.

Race Results

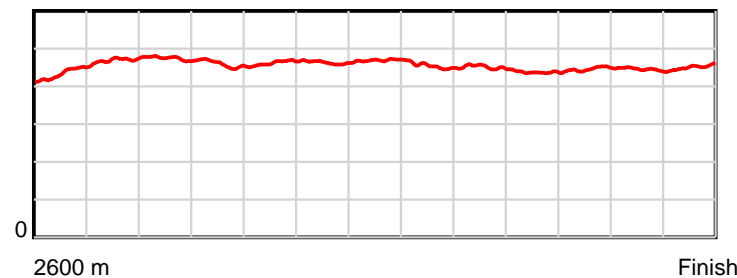
September 19, 2025, Race 2, GET BEHIND THE BLUE DRIVE MOBILE PACE, Distance 2600m, Addington - Survey 3200m

Result	TAB no.	Horse (Barrier)	2200m to	2000m to	1800m to	1600m to	1400m to	1200m to	1000m to	800m to	600m to	400m to	200m to	Total or	Margin
4th	3	Dave Duley (3)	2000m	1800m	1600m	1400m	1200m	1000m	800m	600m	400m	200m	WP	Average	
		Position in running (margin)	2(2.0)	2(2.1)	3(3.9)	3(4.2)	3(4.2)	4(4.2)	5(3.7)	5(3.6)	5(3.9)	5(3.8)	5(3.6)		2.20
		Sectional time (s)	16.57	15.91	15.68	16.12	16.06	15.14	14.55	13.96	14.48	14.74	14.75		
		Cumulative time (s)	167.96	151.39	135.48	119.80	103.68	87.62	72.48	57.93	43.97	29.49	14.75	3:17.35	
		Speed (m/s)	12.07	12.57	12.76	12.41	12.45	13.21	13.75	14.33	13.81	13.57	13.56	13.17	
		Stride length (m)	5.73	5.79	5.89	5.75	5.84	6.01	6.20	6.27	6.16	6.04	6.12	6.01	
		Stride duration (s)	0.475	0.460	0.461	0.463	0.469	0.455	0.451	0.437	0.446	0.445	0.452	0.456	
		Stride efficiency (%)	51.24	52.33	54.15	51.66	53.27	56.46	60.02	61.38	59.33	57.02	58.61	56.38	
		Stride count	34.93	34.56	33.97	34.79	34.26	33.27	32.27	31.91	32.46	33.11	32.66	432.87	

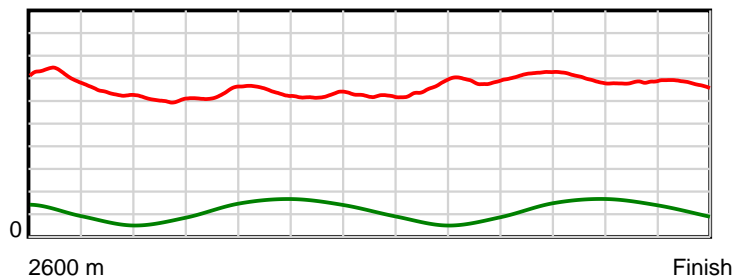
10 m Stride length



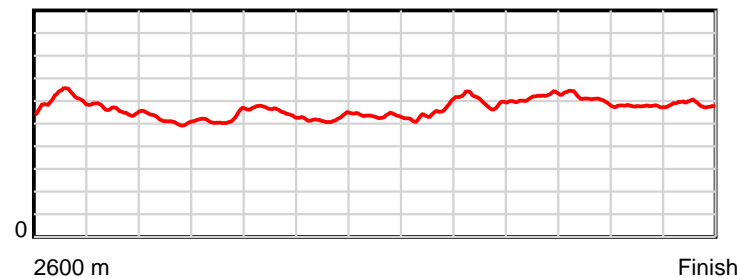
0.6 s Stride duration



20 m/sec Speed



100 % Stride efficiency



Note: Horizontal distance axis grid lines are 200m furlongs.

Disclaimer.

HRNZ and NZMTC and Thoroughbred Ratings Pty Ltd accepts no responsibility for the completeness or accuracy of any of the information contained herein, and makes no representations about its suitability for any particular purpose. Users should make their own judgements about those matters and/or seek independent advice. You assume all risks associated with use of the data provided on this page.



Race Results



September 19, 2025, Race 2, GET BEHIND THE BLUE DRIVE MOBILE PACE, Distance 2600m, Addington - Survey 3200m

Result	TAB no.	Horse (Barrier)	2600 to	2400m to
5th	5	Onwardsandupwa... (5)	2400m	2200m
		Position in running (margin)	-	5(5.7)
		Sectional time (s)	14.63	16.47
		Cumulative time (s)	197.45	182.82
		Speed (m/s)	13.67	12.14
		Stride length (m)	6.24	5.53
		Stride duration (s)	0.443	0.456
		Stride efficiency (%)	60.75	47.87
		Stride count	32.08	36.13

Disclaimer.

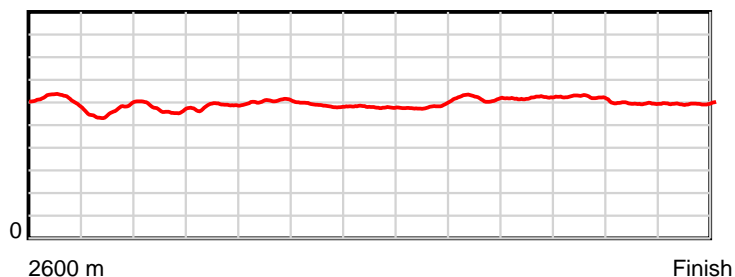
HRNZ and NZMTC and Thoroughbred Ratings Pty Ltd accepts no responsibility for the completeness or accuracy of any of the information contained herein, and makes no representations about its suitability for any particular purpose. Users should make their own judgements about those matters and/or seek independent advice. You assume all risks associated with use of the data provided on this page.

Race Results

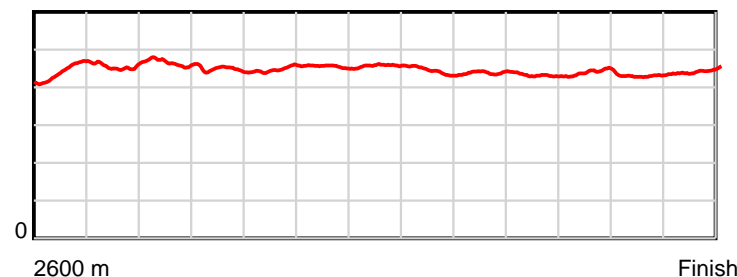
September 19, 2025, Race 2, GET BEHIND THE BLUE DRIVE MOBILE PACE, Distance 2600m, Addington - Survey 3200m

Result	TAB no.	Horse (Barrier)	2200m to	2000m to	1800m to	1600m to	1400m to	1200m to	1000m to	800m to	600m to	400m to	200m to	Total or	Margin
5th	5	Onwardsandupwa... (5)	2000m	1800m	1600m	1400m	1200m	1000m	800m	600m	400m	200m	WP	Average	
		Position in running (margin)	6(11.1)	6(10.0)	6(8.7)	4(6.3)	4(4.2)	3(3.0)	4(3.2)	4(2.3)	4(2.4)	4(2.4)	4(3.0)		2.40
		Sectional time (s)	16.37	15.41	15.23	15.76	15.84	15.26	14.43	13.90	14.51	14.85	14.79		
		Cumulative time (s)	166.35	149.98	134.57	119.34	103.58	87.74	72.48	58.05	44.15	29.64	14.79	3:17.45	
		Speed (m/s)	12.22	12.98	13.13	12.69	12.63	13.11	13.86	14.39	13.78	13.47	13.52	13.17	
		Stride length (m)	5.69	5.82	5.87	5.78	5.78	5.81	6.08	6.21	6.05	5.80	6.00	5.89	
		Stride duration (s)	0.465	0.449	0.447	0.455	0.457	0.443	0.439	0.432	0.439	0.430	0.444	0.447	
		Stride efficiency (%)	50.52	53.00	53.91	52.13	52.12	52.70	57.81	60.25	57.28	52.53	56.21	54.21	
		Stride count	35.17	34.34	34.05	34.63	34.63	34.44	32.88	32.21	33.03	34.50	33.35	441.44	

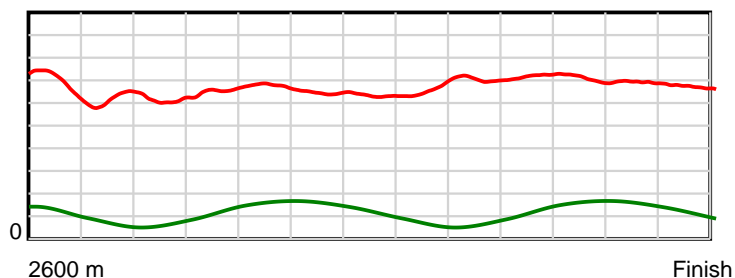
10 m Stride length



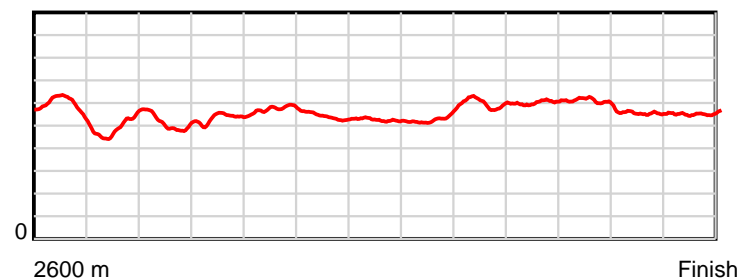
0.6 s Stride duration



20 m/sec Speed



100 % Stride efficiency



Note: Horizontal distance axis grid lines are 200m furlongs.

Disclaimer.

HRNZ and NZMTC and Thoroughbred Ratings Pty Ltd accepts no responsibility for the completeness or accuracy of any of the information contained herein, and makes no representations about its suitability for any particular purpose. Users should make their own judgements about those matters and/or seek independent advice. You assume all risks associated with use of the data provided on this page.



Race Results



September 19, 2025, Race 2, GET BEHIND THE BLUE DRIVE MOBILE PACE, Distance 2600m, Addington - Survey 3200m

Result	TAB no.	Horse (Barrier)	2600 to	2400m to
6th	1	Flying Bird (1)	2400m	2200m
		Position in running (margin)	-	3(4.2)
		Sectional time (s)	14.24	15.61
		Cumulative time (s)	197.65	183.41
		Speed (m/s)	14.05	12.81
		Stride length (m)	5.95	5.76
		Stride duration (s)	0.418	0.450
		Stride efficiency (%)	55.31	51.82
		Stride count	33.62	34.73

Disclaimer.

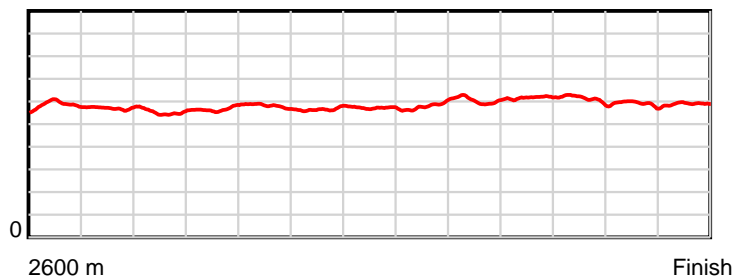
HRNZ and NZMTC and Thoroughbred Ratings Pty Ltd accepts no responsibility for the completeness or accuracy of any of the information contained herein, and makes no representations about its suitability for any particular purpose. Users should make their own judgements about those matters and/or seek independent advice. You assume all risks associated with use of the data provided on this page.

Race Results

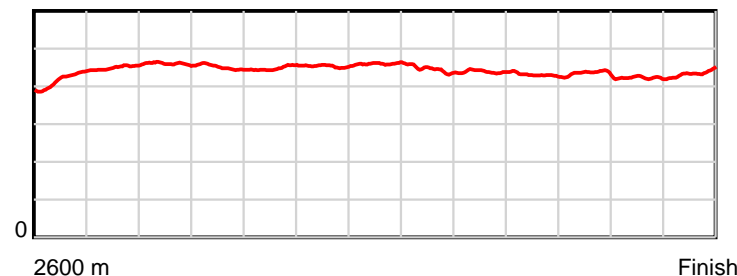
September 19, 2025, Race 2, GET BEHIND THE BLUE DRIVE MOBILE PACE, Distance 2600m, Addington - Survey 3200m

Result	TAB no.	Horse (Barrier)	2200m to	2000m to	1800m to	1600m to	1400m to	1200m to	1000m to	800m to	600m to	400m to	200m to	Total or	Margin
6th	1	Flying Bird (1)	2000m	1800m	1600m	1400m	1200m	1000m	800m	600m	400m	200m	WP	Average	
		Position in running (margin)	3(4.4)	3(5.2)	4(7.0)	5(6.7)	5(5.9)	6(5.5)	7(5.6)	7(6.1)	8(6.5)	7(5.6)	7(4.7)		3.80
		Sectional time (s)	16.68	15.91	15.58	15.99	15.98	15.24	14.65	13.98	14.34	14.61	14.84		
		Cumulative time (s)	167.80	151.12	135.21	119.63	103.64	87.66	72.42	57.77	43.79	29.45	14.84	3:17.65	
		Speed (m/s)	11.99	12.57	12.84	12.51	12.52	13.12	13.65	14.31	13.95	13.69	13.48	13.15	
		Stride length (m)	5.52	5.67	5.75	5.67	5.76	5.85	5.99	6.16	6.05	5.79	5.88	5.83	
		Stride duration (s)	0.460	0.451	0.448	0.453	0.460	0.445	0.439	0.431	0.434	0.423	0.436	0.443	
		Stride efficiency (%)	47.57	50.27	51.64	50.22	51.76	53.43	56.05	59.35	57.27	52.32	53.98	53.02	
		Stride count	36.25	35.26	34.79	35.28	34.75	34.20	33.39	32.45	33.04	34.56	34.03	446.35	

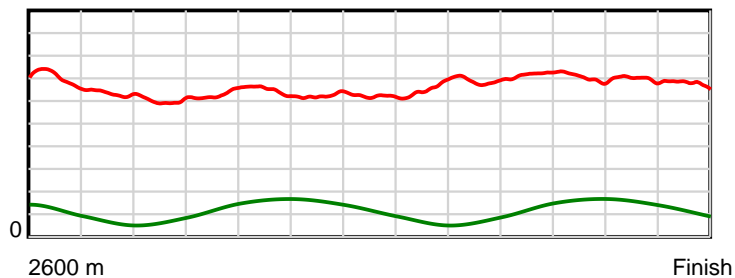
10 m Stride length



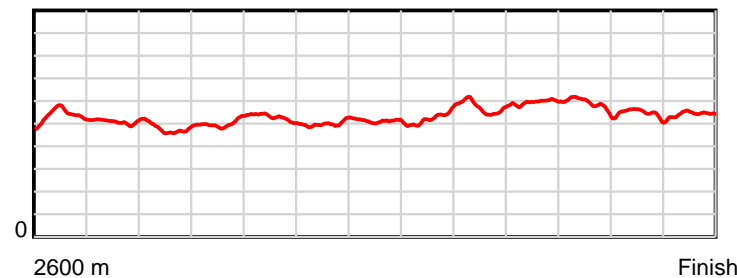
0.6 s Stride duration



20 m/sec Speed



100 % Stride efficiency



Note: Horizontal distance axis grid lines are 200m furlongs.

Disclaimer.

HRNZ and NZMTC and Thoroughbred Ratings Pty Ltd accepts no responsibility for the completeness or accuracy of any of the information contained herein, and makes no representations about its suitability for any particular purpose. Users should make their own judgements about those matters and/or seek independent advice. You assume all risks associated with use of the data provided on this page.



Race Results



September 19, 2025, Race 2, GET BEHIND THE BLUE DRIVE MOBILE PACE, Distance 2600m, Addington - Survey 3200m

Result	TAB no.	Horse (Barrier)	2600 to	2400m to
7th	7	Arizonawildcat (7)	2400m	2200m
		Position in running (margin)	-	8(7.4)
		Sectional time (s)	14.91	16.87
		Cumulative time (s)	197.75	182.84
		Speed (m/s)	13.41	11.86
		Stride length (m)	8.30	5.74
		Stride duration (s)	0.603	0.485
		Stride efficiency (%)	107.57	51.57
		Stride count	24.11	34.81

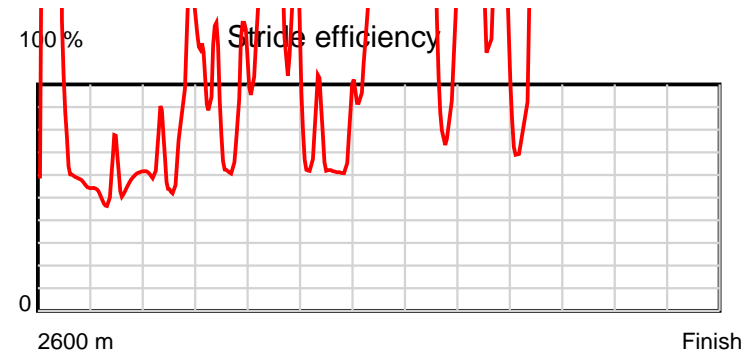
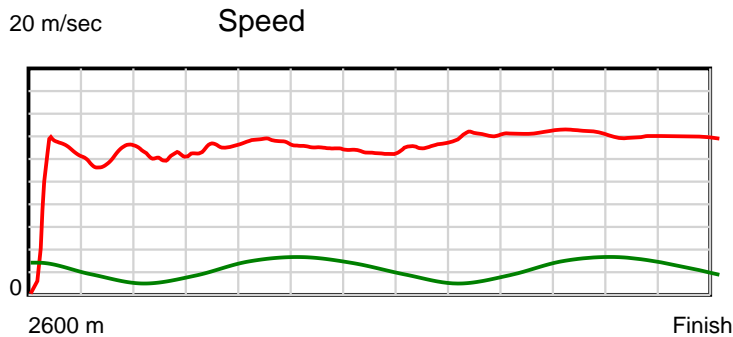
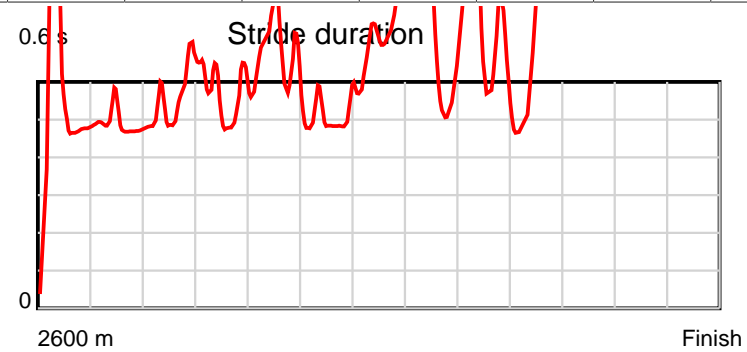
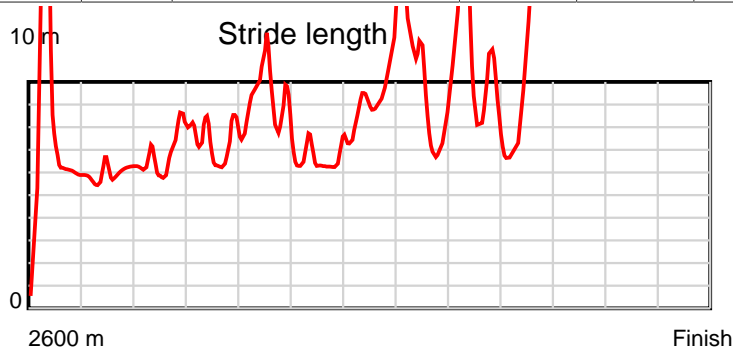
Disclaimer.

HRNZ and NZMTC and Thoroughbred Ratings Pty Ltd accepts no responsibility for the completeness or accuracy of any of the information contained herein, and makes no representations about its suitability for any particular purpose. Users should make their own judgements about those matters and/or seek independent advice. You assume all risks associated with use of the data provided on this page.

Race Results

September 19, 2025, Race 2, GET BEHIND THE BLUE DRIVE MOBILE PACE, Distance 2600m, Addington - Survey 3200m

Result	TAB no.	Horse (Barrier)	2200m to	2000m to	1800m to	1600m to	1400m to	1200m to	1000m to	800m to	600m to	400m to	200m to	Total or	Margin
7th	7	Arizonawildcat (7)	2000m	1800m	1600m	1400m	1200m	1000m	800m	600m	400m	200m	WP	Average	
		Position in running (margin)	8(15.2)	8(14.9)	8(13.2)	8(10.8)	7(8.3)	7(6.1)	6(5.6)	6(4.9)	6(4.2)	6(5.2)	6(4.4)		4.10
		Sectional time (s)	16.50	15.35	15.23	15.70	15.68	15.13	14.46	13.78	14.67	14.63	14.84		
		Cumulative time (s)	165.97	149.47	134.12	118.89	103.19	87.51	72.38	57.92	44.14	29.47	14.84	3:17.75	
		Speed (m/s)	12.12	13.03	13.13	12.74	12.76	13.22	13.83	14.51	13.63	13.67	13.48	13.15	
		Stride length (m)	6.21	6.74	7.72	6.34	8.77	8.83	8.36	17.95	14.02	12.83	52.98	8.89	
		Stride duration (s)	0.512	0.517	0.588	0.498	0.687	0.668	0.605	1.237	1.028	0.938	3.932	0.676	
		Stride efficiency (%)	60.28	71.01	93.09	62.83	120.16	121.83	109.19	503.40	307.21	257.03	4385.56	123.55	
		Stride count	32.20	29.67	25.91	31.54	22.81	22.65	23.93	11.14	14.26	15.59	3.78	292.40	



Note: Horizontal distance axis grid lines are 200m furlongs.

Disclaimer.

HRNZ and NZMTC and Thoroughbred Ratings Pty Ltd accepts no responsibility for the completeness or accuracy of any of the information contained herein, and makes no representations about its suitability for any particular purpose. Users should make their own judgements about those matters and/or seek independent advice. You assume all risks associated with use of the data provided on this page.



Race Results



September 19, 2025, Race 2, GET BEHIND THE BLUE DRIVE MOBILE PACE, Distance 2600m, Addington - Survey 3200m

Result	TAB no.	Horse (Barrier)	2600 to	2400m to
8th	2	Auntie Deb (2)	2400m	2200m
		Position in running (margin)	-	6(6.0)
		Sectional time (s)	14.51	15.62
		Cumulative time (s)	198.25	183.74
		Speed (m/s)	13.78	12.80
		Stride length (m)	6.05	5.88
		Stride duration (s)	0.436	0.459
		Stride efficiency (%)	57.26	54.08
		Stride count	33.04	34.00

Disclaimer.

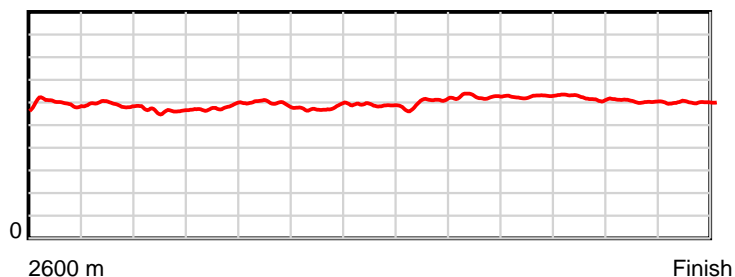
HRNZ and NZMTC and Thoroughbred Ratings Pty Ltd accepts no responsibility for the completeness or accuracy of any of the information contained herein, and makes no representations about its suitability for any particular purpose. Users should make their own judgements about those matters and/or seek independent advice. You assume all risks associated with use of the data provided on this page.

Race Results

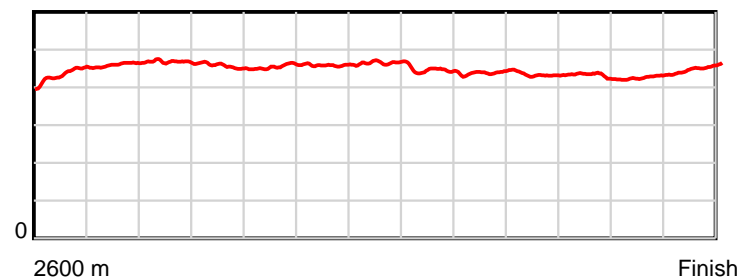
September 19, 2025, Race 2, GET BEHIND THE BLUE DRIVE MOBILE PACE, Distance 2600m, Addington - Survey 3200m

Result	TAB no.	Horse (Barrier)	2200m to	2000m to	1800m to	1600m to	1400m to	1200m to	1000m to	800m to	600m to	400m to	200m to	Total or	Margin
8th	2	Auntie Deb (2)	2000m	1800m	1600m	1400m	1200m	1000m	800m	600m	400m	200m	WP	Average	
		Position in running (margin)	4(6.3)	4(7.0)	5(8.5)	7(9.2)	8(8.4)	8(8.2)	8(7.1)	8(6.2)	7(5.6)	8(6.1)	8(6.1)		6.80
		Sectional time (s)	16.66	15.88	15.75	15.98	16.01	15.03	14.44	13.80	14.58	14.77	15.22		
		Cumulative time (s)	168.12	151.46	135.58	119.83	103.85	87.84	72.81	58.37	44.57	29.99	15.22	3:18.25	
		Speed (m/s)	12.00	12.59	12.70	12.52	12.49	13.31	13.85	14.49	13.72	13.54	13.14	13.11	
		Stride length (m)	5.62	5.77	5.77	5.74	5.81	5.94	6.07	6.28	5.92	5.78	5.94	5.89	
		Stride duration (s)	0.468	0.458	0.455	0.459	0.465	0.446	0.438	0.433	0.431	0.427	0.452	0.449	
		Stride efficiency (%)	49.29	52.02	52.04	51.49	52.71	55.08	57.60	61.60	54.73	52.28	55.07	54.12	
		Stride count	35.61	34.66	34.66	34.84	34.44	33.69	32.94	31.86	33.79	34.58	33.69	441.80	

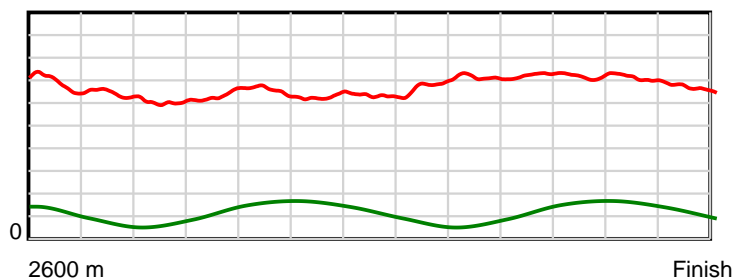
10 m Stride length



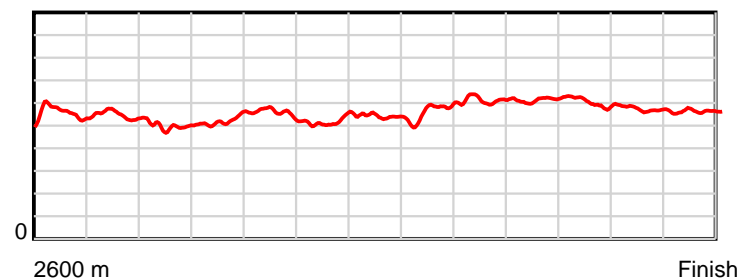
0.6 s Stride duration



20 m/sec Speed



100 % Stride efficiency



Note: Horizontal distance axis grid lines are 200m furlongs.

Disclaimer.

HRNZ and NZMTC and Thoroughbred Ratings Pty Ltd accepts no responsibility for the completeness or accuracy of any of the information contained herein, and makes no representations about its suitability for any particular purpose. Users should make their own judgements about those matters and/or seek independent advice. You assume all risks associated with use of the data provided on this page.