



## Race Results

NZ Metropolitan Trotting Club Inc, HRNZ, September 19, 2025

Compilation date: September 19, 2025, 9:00:35 PM (NZST)

Copyright © 2025 HRNZ and NZMTC. All rights reserved.

### Trademarks.

StrideMASTER is a registered trademark of Thoroughbred Ratings Pty Ltd.

### Disclaimer.

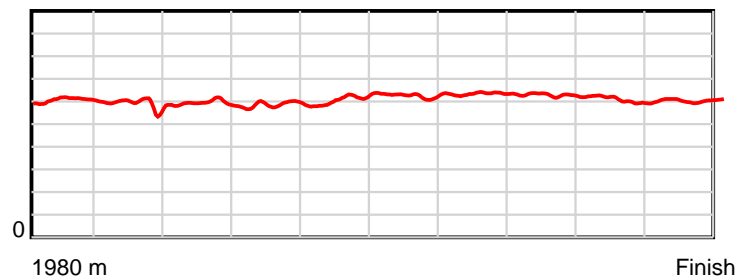
HRNZ and NZMTC and Thoroughbred Ratings Pty Ltd accepts no responsibility for the completeness or accuracy of any of the information contained herein, and makes no representations about its suitability for any particular purpose. Users should make their own judgements about those matters and/or seek independent advice. You assume all risks associated with use of the data provided on this page.

# Race Results

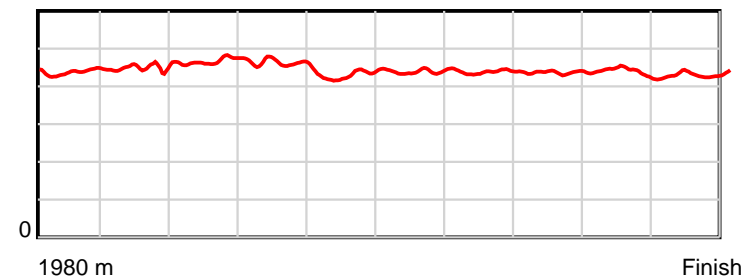
September 19, 2025, Race 9, FAHEY FENCE HIRE MOBILE TROT, Distance 1980m, Addington - Survey 1980m

Result	TAB no.	Horse (Barrier)	1980 to	1800m to	1600m to	1400m to	1200m to	1000m to	800m to	600m to	400m to	200m to	Total or	Margin
1st	13	<b>Father Time (13)</b>	<b>1800m</b>	<b>1600m</b>	<b>1400m</b>	<b>1200m</b>	<b>1000m</b>	<b>800m</b>	<b>600m</b>	<b>400m</b>	<b>200m</b>	<b>WP</b>	<b>Average</b>	
		Position in running (margin)	-	12(7.1)	12(14.7)	13(16.3)	14(14.9)	11(9.5)	9(6.4)	6(3.8)	6(3.7)	4(1.8)		0.00
		Sectional time (s)	13.58	15.78	15.96	15.76	14.66	14.72	13.89	14.51	14.63	14.43		
		Cumulative time (s)	147.92	134.34	118.56	102.60	86.84	72.18	57.46	43.57	29.06	14.43	2:27.92	
		Speed (m/s)	13.26	12.67	12.53	12.69	13.64	13.59	14.40	13.78	13.67	13.86	13.39	
		Stride length (m)	6.05	5.67	5.85	5.86	5.87	5.97	6.30	6.02	5.97	6.01	5.95	
		Stride duration (s)	0.437	0.448	0.467	0.462	0.431	0.440	0.438	0.437	0.437	0.433	0.445	
		Stride efficiency (%)	57.22	50.29	53.45	53.73	53.92	55.71	62.08	56.63	55.65	56.36	55.37	
		Stride count	29.75	35.26	34.20	34.11	34.05	33.50	31.73	33.22	33.51	33.30	332.63	

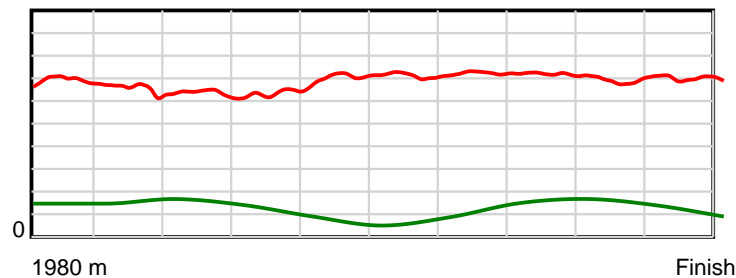
10 m Stride length



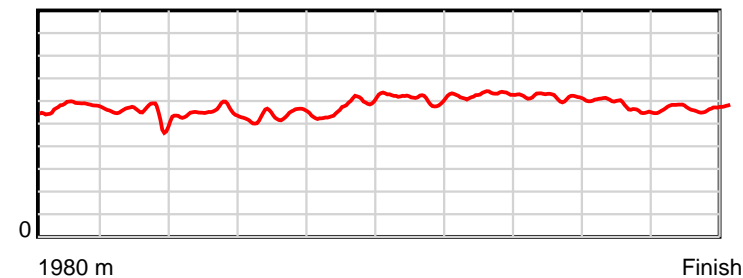
0.6 s Stride duration



20 m/sec Speed



100 % Stride efficiency



Note: Horizontal distance axis grid lines are 200m furlongs.

## Disclaimer.

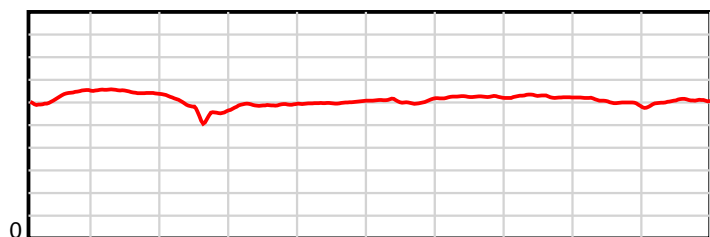
HRNZ and NZMTC and Thoroughbred Ratings Pty Ltd accepts no responsibility for the completeness or accuracy of any of the information contained herein, and makes no representations about its suitability for any particular purpose. Users should make their own judgements about those matters and/or seek independent advice. You assume all risks associated with use of the data provided on this page.

# Race Results

September 19, 2025, Race 9, FAHEY FENCE HIRE MOBILE TROT, Distance 1980m, Addington - Survey 1980m

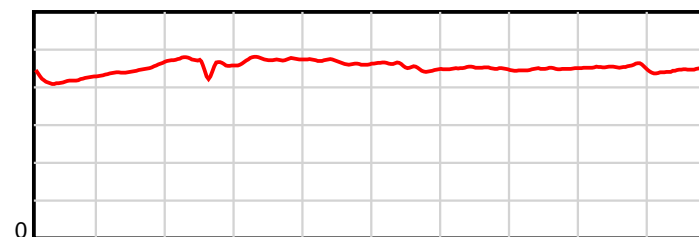
Result	TAB no.	Horse (Barrier)	1980 to	1800m to	1600m to	1400m to	1200m to	1000m to	800m to	600m to	400m to	200m to	Total or	Margin
2nd	6	Freya (6)	1800m	1600m	1400m	1200m	1000m	800m	600m	400m	200m	WP	Average	
		Position in running (margin)	-	2(0.1)	1(0.0)	2(2.2)	2(1.9)	2(2.0)	3(1.6)	3(2.0)	3(1.5)	3(1.6)		2.30
		Sectional time (s)	12.61	14.49	16.06	15.95	15.58	15.16	14.39	14.45	14.95	14.71		
		Cumulative time (s)	148.35	135.74	121.25	105.19	89.24	73.66	58.50	44.11	29.66	14.71	2:28.35	
		Speed (m/s)	14.28	13.80	12.45	12.54	12.84	13.19	13.90	13.84	13.38	13.60	13.35	
		Stride length (m)	6.16	6.20	5.74	5.95	5.99	5.98	6.26	6.22	6.06	6.12	6.06	
		Stride duration (s)	0.419	0.449	0.461	0.475	0.466	0.453	0.450	0.449	0.453	0.450	0.454	
		Stride efficiency (%)	59.36	60.06	51.48	55.30	55.98	55.83	61.15	60.39	57.38	58.49	57.42	
		Stride count	29.21	32.26	34.85	33.62	33.42	33.46	31.97	32.17	33.00	32.69	326.65	

10 m Stride length



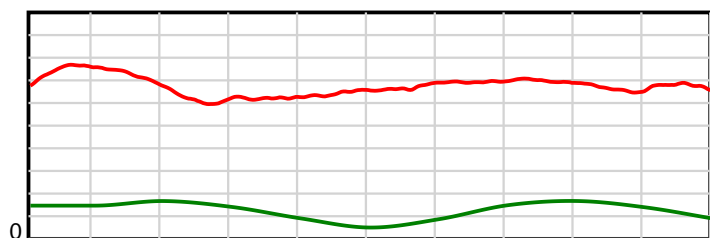
1980 m Finish

0.6 s Stride duration



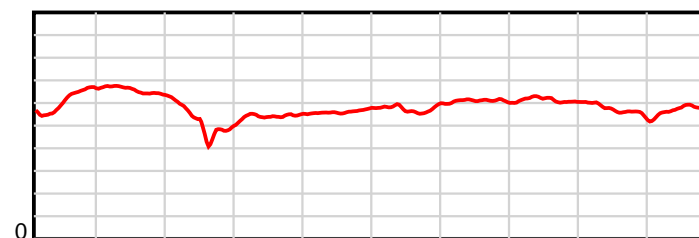
1980 m Finish

20 m/sec Speed



1980 m Finish

100 % Stride efficiency



1980 m Finish

Note: Horizontal distance axis grid lines are 200m furlongs.

## Disclaimer.

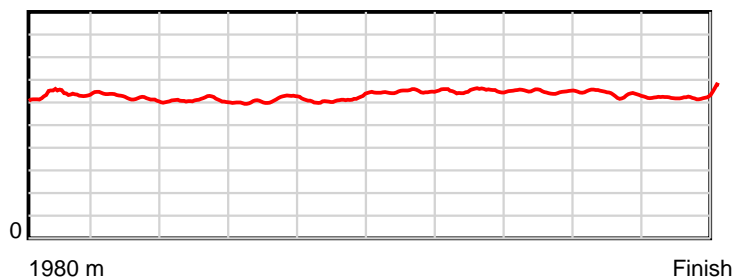
HRNZ and NZMTC and Thoroughbred Ratings Pty Ltd accepts no responsibility for the completeness or accuracy of any of the information contained herein, and makes no representations about its suitability for any particular purpose. Users should make their own judgements about those matters and/or seek independent advice. You assume all risks associated with use of the data provided on this page.

# Race Results

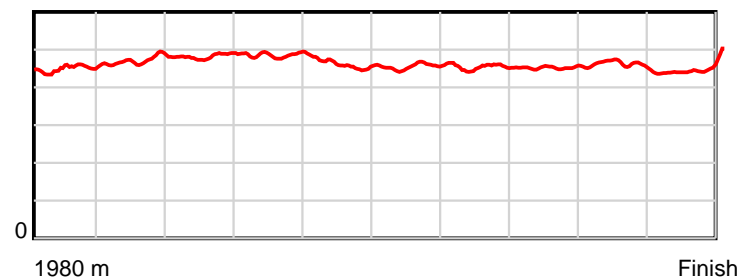
September 19, 2025, Race 9, FAHEY FENCE HIRE MOBILE TROT, Distance 1980m, Addington - Survey 1980m

Result	TAB no.	Horse (Barrier)	1980 to	1800m to	1600m to	1400m to	1200m to	1000m to	800m to	600m to	400m to	200m to	Total or	Margin
3rd	12	<b>Master Class (12)</b>	<b>1800m</b>	<b>1600m</b>	<b>1400m</b>	<b>1200m</b>	<b>1000m</b>	<b>800m</b>	<b>600m</b>	<b>400m</b>	<b>200m</b>	<b>WP</b>	<b>Average</b>	
		Position in running (margin)	-	11(5.9)	11(12.3)	12(13.6)	12(13.1)	13(10.9)	12(7.6)	9(5.6)	9(5.4)	7(3.3)		2.50
		Sectional time (s)	13.60	15.59	15.90	15.91	15.20	14.69	13.99	14.49	14.60	14.42		
		Cumulative time (s)	148.39	134.79	119.20	103.30	87.39	72.19	57.50	43.51	29.02	14.42	2:28.39	
		Speed (m/s)	13.24	12.83	12.58	12.57	13.16	13.61	14.30	13.80	13.70	13.87	13.34	
		Stride length (m)	6.20	6.05	6.06	6.10	6.05	6.21	6.44	6.24	6.29	6.26	6.19	
		Stride duration (s)	0.445	0.471	0.482	0.486	0.460	0.456	0.451	0.452	0.459	0.451	0.464	
		Stride efficiency (%)	60.04	57.14	57.33	58.18	57.24	60.26	64.87	60.85	61.74	61.14	59.81	
		Stride count	29.04	33.07	33.02	32.78	33.05	32.21	31.04	32.05	31.82	31.97	320.05	

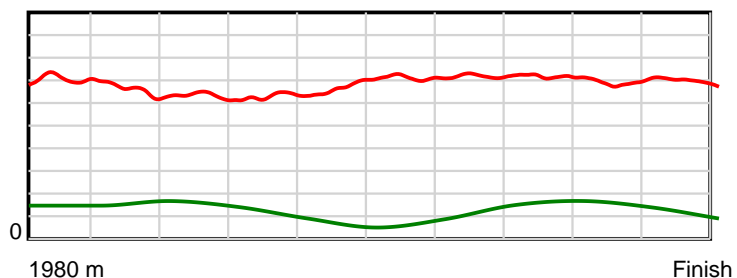
10 m Stride length



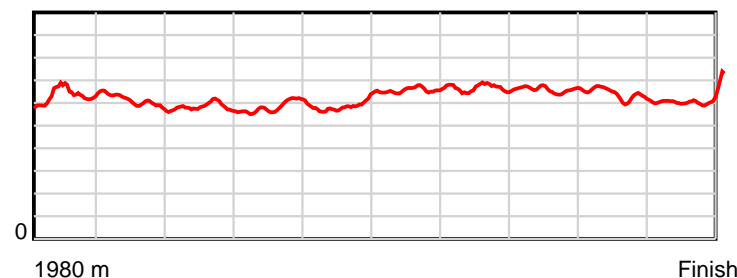
0.6 s Stride duration



20 m/sec Speed



100 % Stride efficiency



Note: Horizontal distance axis grid lines are 200m furlongs.

## Disclaimer.

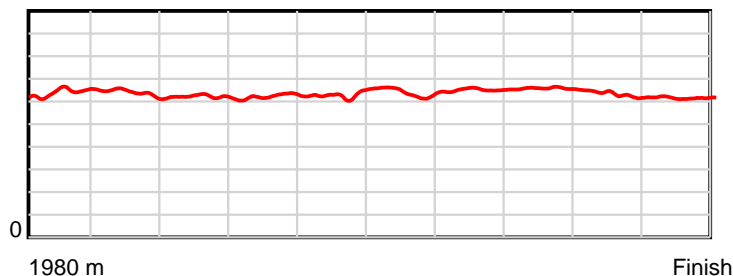
HRNZ and NZMTC and Thoroughbred Ratings Pty Ltd accepts no responsibility for the completeness or accuracy of any of the information contained herein, and makes no representations about its suitability for any particular purpose. Users should make their own judgements about those matters and/or seek independent advice. You assume all risks associated with use of the data provided on this page.

# Race Results

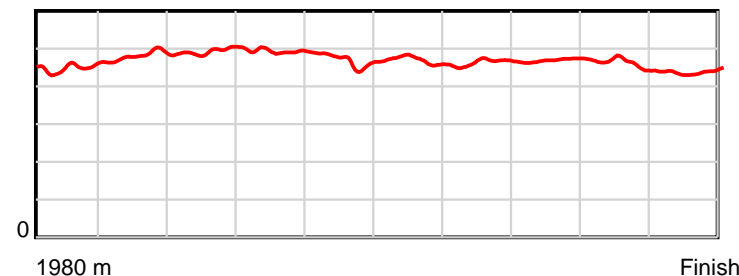
September 19, 2025, Race 9, FAHEY FENCE HIRE MOBILE TROT, Distance 1980m, Addington - Survey 1980m

Result	TAB no.	Horse (Barrier)	1980 to	1800m to	1600m to	1400m to	1200m to	1000m to	800m to	600m to	400m to	200m to	Total or	Margin
4th	11	<b>Cormoran Strik... (11)</b>	<b>1800m</b>	<b>1600m</b>	<b>1400m</b>	<b>1200m</b>	<b>1000m</b>	<b>800m</b>	<b>600m</b>	<b>400m</b>	<b>200m</b>	<b>WP</b>	<b>Average</b>	
		Position in running (margin)	-	10(4.8)	10(10.7)	10(11.6)	10(10.8)	10(8.6)	11(7.5)	11(6.3)	11(7.1)	10(5.4)		3.10
		Sectional time (s)	13.56	15.48	15.85	15.86	15.19	15.06	14.13	14.65	14.67	14.06		
		Cumulative time (s)	148.51	134.95	119.47	103.62	87.76	72.57	57.51	43.38	28.73	14.06	2:28.51	
		Speed (m/s)	13.27	12.92	12.62	12.61	13.17	13.28	14.15	13.65	13.63	14.22	13.33	
		Stride length (m)	6.39	6.21	6.23	6.22	6.18	6.22	6.56	6.41	6.26	6.24	6.29	
		Stride duration (s)	0.449	0.481	0.494	0.493	0.469	0.468	0.464	0.470	0.459	0.438	0.472	
		Stride efficiency (%)	63.78	60.26	60.57	60.40	59.71	60.48	67.30	64.18	61.15	60.79	61.78	
		Stride count	28.18	32.21	32.12	32.17	32.35	32.15	30.48	31.21	31.97	32.07	314.91	

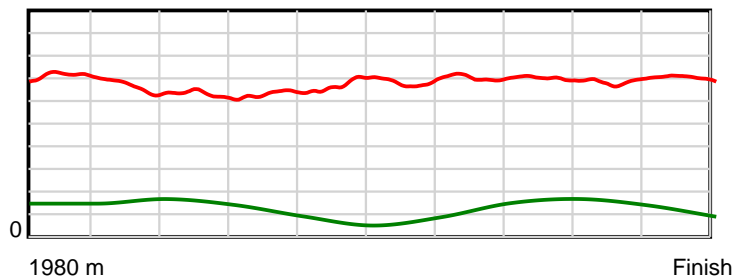
10 m Stride length



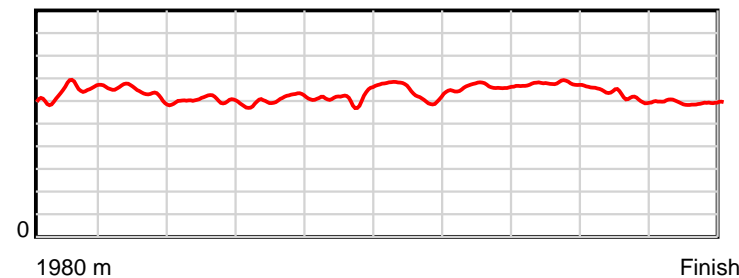
0.6 s Stride duration



20 m/sec Speed



100 % Stride efficiency



Note: Horizontal distance axis grid lines are 200m furlongs.

## Disclaimer.

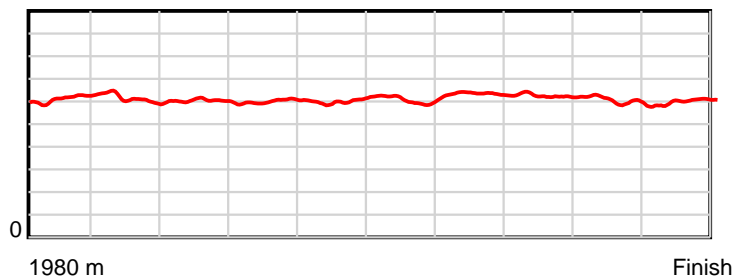
HRNZ and NZMTC and Thoroughbred Ratings Pty Ltd accepts no responsibility for the completeness or accuracy of any of the information contained herein, and makes no representations about its suitability for any particular purpose. Users should make their own judgements about those matters and/or seek independent advice. You assume all risks associated with use of the data provided on this page.

# Race Results

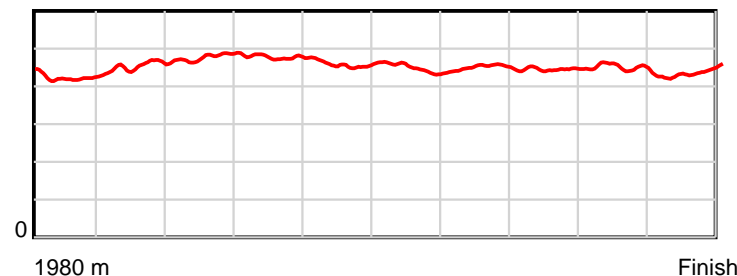
September 19, 2025, Race 9, FAHEY FENCE HIRE MOBILE TROT, Distance 1980m, Addington - Survey 1980m

Result	TAB no.	Horse (Barrier)	1980 to	1800m to	1600m to	1400m to	1200m to	1000m to	800m to	600m to	400m to	200m to	Total or	Margin
5th	4	Nazareth (4)	1800m	1600m	1400m	1200m	1000m	800m	600m	400m	200m	WP	Average	
		Position in running (margin)	-	5(1.8)	6(6.3)	7(7.0)	7(6.6)	7(6.2)	8(5.6)	8(4.5)	8(5.1)	9(4.7)		4.30
		Sectional time (s)	12.77	15.27	15.81	15.92	15.51	15.14	14.14	14.62	14.89	14.67		
		Cumulative time (s)	148.74	135.97	120.70	104.89	88.97	73.46	58.32	44.18	29.56	14.67	2:28.74	
		Speed (m/s)	14.10	13.10	12.65	12.56	12.89	13.21	14.14	13.68	13.43	13.63	13.31	
		Stride length (m)	6.08	5.94	6.05	6.00	5.91	5.91	6.37	6.10	6.02	5.96	6.03	
		Stride duration (s)	0.421	0.454	0.478	0.477	0.458	0.448	0.450	0.446	0.448	0.437	0.453	
		Stride efficiency (%)	57.77	55.22	57.12	56.19	54.56	54.66	63.45	58.06	56.66	55.49	56.83	
		Stride count	29.60	33.65	33.08	33.35	33.85	33.82	31.39	32.81	33.21	33.56	328.32	

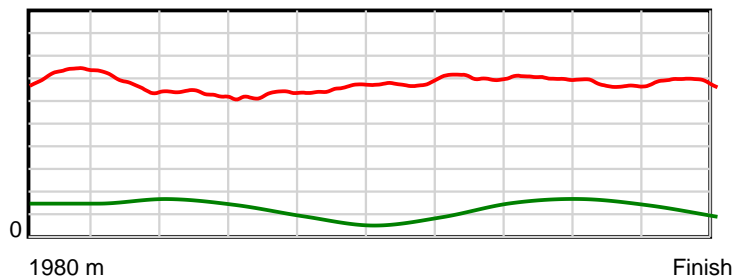
10 m Stride length



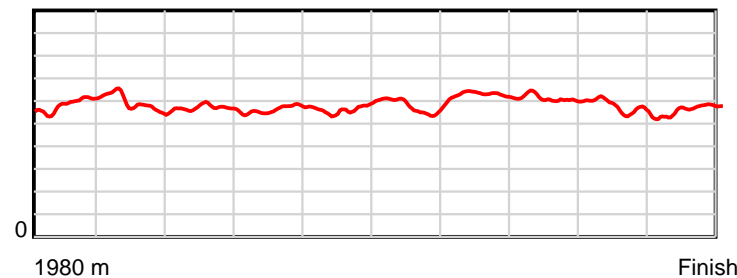
0.6 s Stride duration



20 m/sec Speed



100 % Stride efficiency



Note: Horizontal distance axis grid lines are 200m furlongs.

**Disclaimer.**

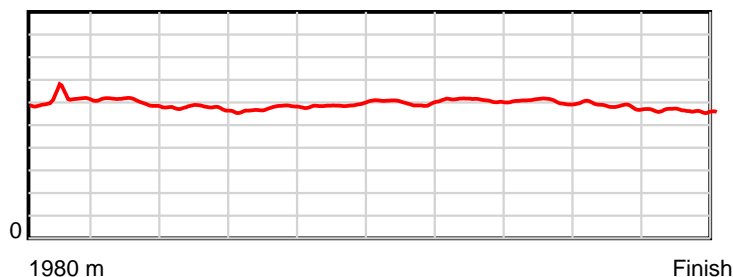
HRNZ and NZMTC and Thoroughbred Ratings Pty Ltd accepts no responsibility for the completeness or accuracy of any of the information contained herein, and makes no representations about its suitability for any particular purpose. Users should make their own judgements about those matters and/or seek independent advice. You assume all risks associated with use of the data provided on this page.

# Race Results

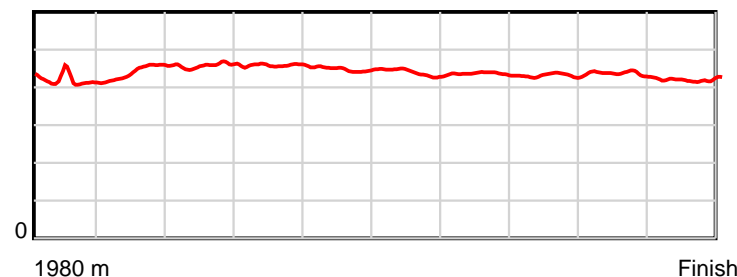
September 19, 2025, Race 9, FAHEY FENCE HIRE MOBILE TROT, Distance 1980m, Addington - Survey 1980m

Result	TAB no.	Horse (Barrier)	1980 to	1800m to	1600m to	1400m to	1200m to	1000m to	800m to	600m to	400m to	200m to	Total or	Margin
6th	5	Styx Jewel (5)	1800m	1600m	1400m	1200m	1000m	800m	600m	400m	200m	WP	Average	
		Position in running (margin)	-	3(1.1)	4(4.3)	4(5.0)	5(4.7)	4(4.2)	4(3.2)	5(2.6)	5(3.3)	6(3.3)		4.80
		Sectional time (s)	12.85	15.04	15.81	15.95	15.48	15.08	14.23	14.63	14.94	14.82		
		Cumulative time (s)	148.83	135.98	120.94	105.13	89.18	73.70	58.62	44.39	29.76	14.82	2:28.83	
		Speed (m/s)	14.01	13.30	12.65	12.54	12.92	13.26	14.05	13.67	13.39	13.50	13.30	
		Stride length (m)	6.04	5.88	5.80	5.74	5.79	5.81	6.14	5.90	5.83	5.66	5.85	
		Stride duration (s)	0.415	0.442	0.458	0.458	0.448	0.438	0.437	0.432	0.436	0.420	0.440	
		Stride efficiency (%)	57.01	53.95	52.52	51.52	52.36	52.81	58.86	54.44	53.20	50.12	53.57	
		Stride count	29.80	34.04	34.50	34.83	34.55	34.40	32.59	33.88	34.28	35.31	338.18	

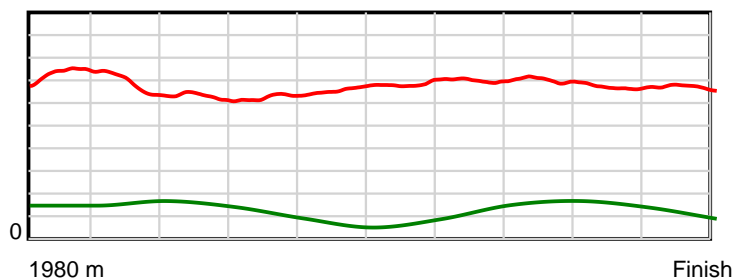
10 m Stride length



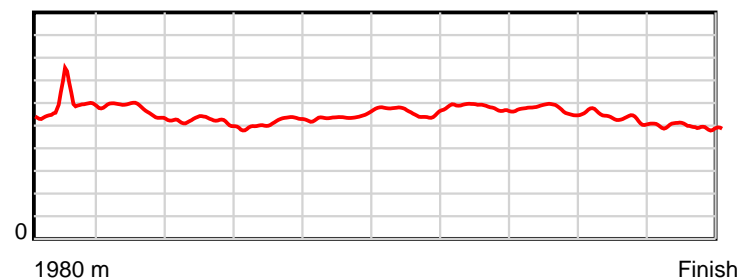
0.6 s Stride duration



20 m/sec Speed



100 % Stride efficiency



Note: Horizontal distance axis grid lines are 200m furlongs.

**Disclaimer.**

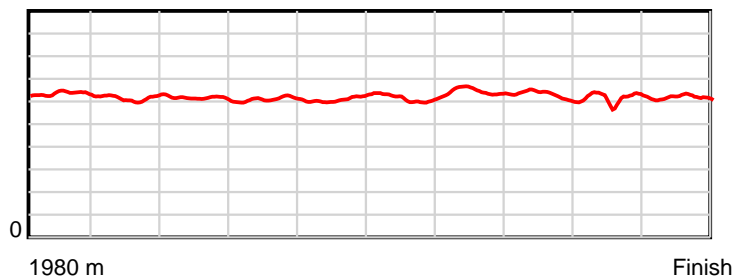
HRNZ and NZMTC and Thoroughbred Ratings Pty Ltd accepts no responsibility for the completeness or accuracy of any of the information contained herein, and makes no representations about its suitability for any particular purpose. Users should make their own judgements about those matters and/or seek independent advice. You assume all risks associated with use of the data provided on this page.

# Race Results

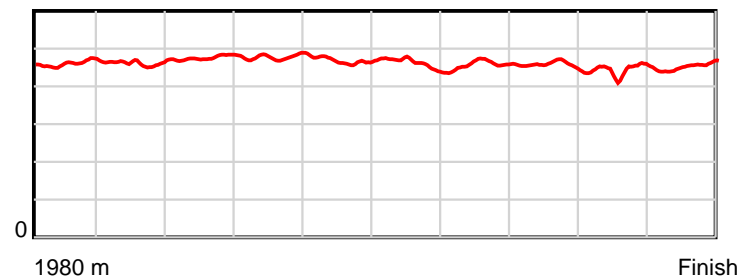
September 19, 2025, Race 9, FAHEY FENCE HIRE MOBILE TROT, Distance 1980m, Addington - Survey 1980m

Result	TAB no.	Horse (Barrier)	1980 to	1800m to	1600m to	1400m to	1200m to	1000m to	800m to	600m to	400m to	200m to	Total or	Margin
7th	14	<b>Ti Amo Belle (14)</b>	<b>1800m</b>	<b>1600m</b>	<b>1400m</b>	<b>1200m</b>	<b>1000m</b>	<b>800m</b>	<b>600m</b>	<b>400m</b>	<b>200m</b>	<b>WP</b>	<b>Average</b>	
		Position in running (margin)	-	14(8.9)	13(14.7)	11(12.3)	11(10.9)	12(10.0)	13(9.9)	14(9.7)	14(11.2)	13(8.4)		6.80
		Sectional time (s)	14.00	15.48	15.29	15.76	15.41	15.22	14.30	14.77	14.48	14.50		
		Cumulative time (s)	149.21	135.21	119.73	104.44	88.68	73.27	58.05	43.75	28.98	14.50	2:29.21	
		Speed (m/s)	12.86	12.92	13.08	12.69	12.98	13.14	13.99	13.54	13.81	13.79	13.27	
		Stride length (m)	6.28	5.96	6.22	6.07	6.06	6.05	6.41	6.18	6.11	6.24	6.15	
		Stride duration (s)	0.461	0.462	0.476	0.478	0.467	0.460	0.458	0.456	0.442	0.452	0.464	
		Stride efficiency (%)	61.60	55.58	60.46	57.53	57.42	57.20	64.17	59.60	58.31	60.79	59.17	
		Stride count	28.67	33.53	32.15	32.96	32.99	33.06	31.21	32.38	32.74	32.07	321.76	

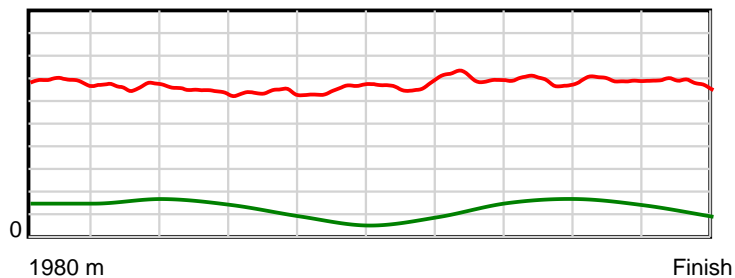
10 m Stride length



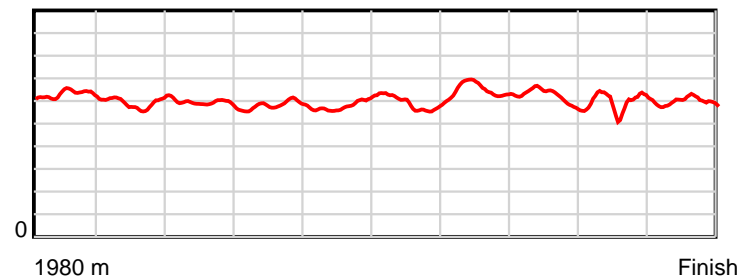
0.6 s Stride duration



20 m/sec Speed



100 % Stride efficiency



Note: Horizontal distance axis grid lines are 200m furlongs.

**Disclaimer.**

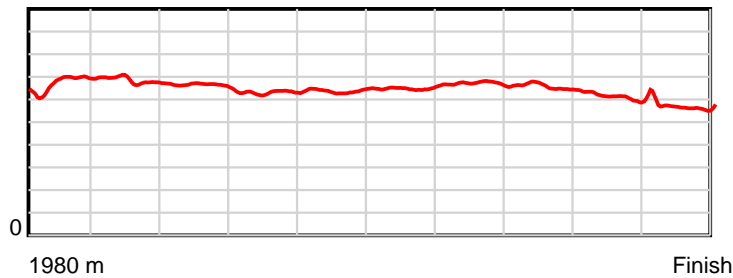
HRNZ and NZMTC and Thoroughbred Ratings Pty Ltd accepts no responsibility for the completeness or accuracy of any of the information contained herein, and makes no representations about its suitability for any particular purpose. Users should make their own judgements about those matters and/or seek independent advice. You assume all risks associated with use of the data provided on this page.

# Race Results

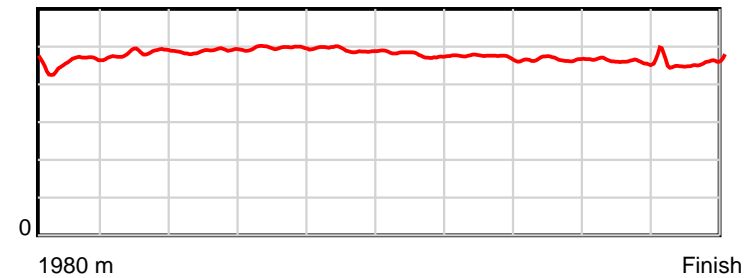
September 19, 2025, Race 9, FAHEY FENCE HIRE MOBILE TROT, Distance 1980m, Addington - Survey 1980m

Result	TAB no.	Horse (Barrier)	1980 to	1800m to	1600m to	1400m to	1200m to	1000m to	800m to	600m to	400m to	200m to	Total or	Margin
8th	7	<b>Mad Jack (7)</b>	<b>1800m</b>	<b>1600m</b>	<b>1400m</b>	<b>1200m</b>	<b>1000m</b>	<b>800m</b>	<b>600m</b>	<b>400m</b>	<b>200m</b>	<b>WP</b>	<b>Average</b>	
		Position in running (margin)	-	4(1.5)	3(4.0)	1(0.0)	1(0.0)	1(0.0)	1(0.0)	1(0.0)	1(0.0)	1(0.0)		7.10
		Sectional time (s)	12.86	14.93	15.03	16.00	15.57	15.24	14.33	14.52	14.94	15.84		
		Cumulative time (s)	149.26	136.40	121.47	106.44	90.44	74.87	59.63	45.30	30.78	15.84	2:29.26	
		Speed (m/s)	14.00	13.40	13.31	12.50	12.85	13.12	13.96	13.77	13.39	12.63	13.27	
		Stride length (m)	6.58	6.49	6.50	6.21	6.32	6.27	6.60	6.42	6.20	5.76	6.32	
		Stride duration (s)	0.456	0.484	0.488	0.497	0.492	0.478	0.473	0.466	0.463	0.456	0.477	
		Stride efficiency (%)	67.75	65.84	65.98	60.29	62.38	61.43	68.12	64.37	60.07	51.83	62.48	
		Stride count	27.34	30.81	30.78	32.20	31.66	31.90	30.29	31.16	32.26	34.73	313.13	

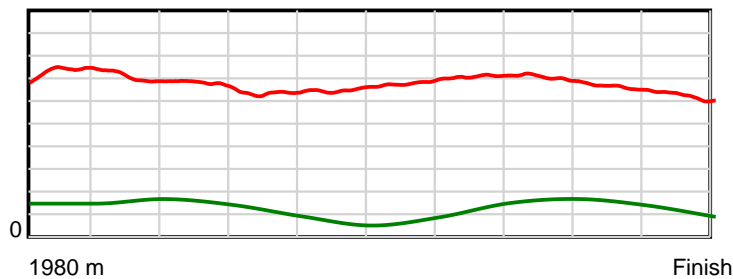
10 m Stride length



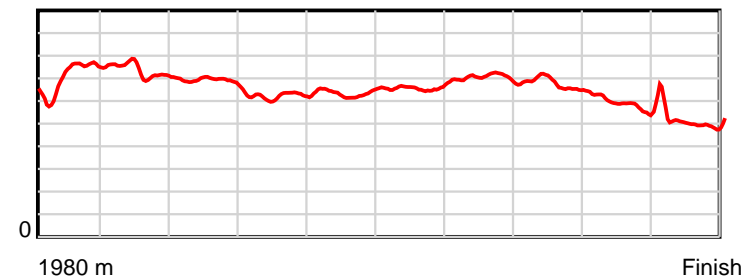
0.6 s Stride duration



20 m/sec Speed



100 % Stride efficiency



Note: Horizontal distance axis grid lines are 200m furlongs.

## Disclaimer.

HRNZ and NZMTC and Thoroughbred Ratings Pty Ltd accepts no responsibility for the completeness or accuracy of any of the information contained herein, and makes no representations about its suitability for any particular purpose. Users should make their own judgements about those matters and/or seek independent advice. You assume all risks associated with use of the data provided on this page.



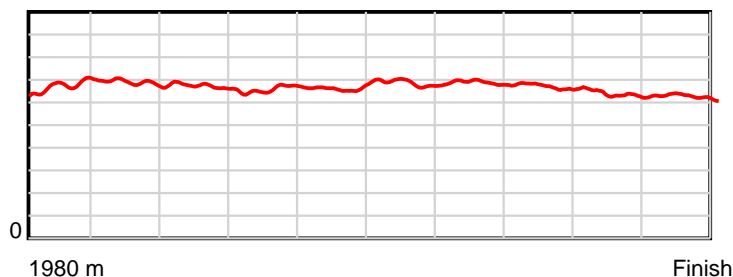
# Race Results



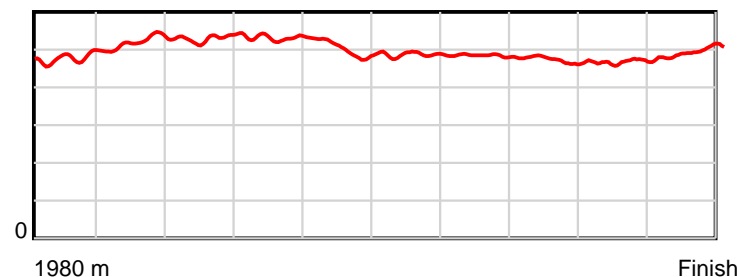
September 19, 2025, Race 9, FAHEY FENCE HIRE MOBILE TROT, Distance 1980m, Addington - Survey 1980m

Result	TAB no.	Horse (Barrier)	1980 to	1800m to	1600m to	1400m to	1200m to	1000m to	800m to	600m to	400m to	200m to	Total or	Margin
9th	2	<b>Brett's Mate (2)</b>	<b>1800m</b>	<b>1600m</b>	<b>1400m</b>	<b>1200m</b>	<b>1000m</b>	<b>800m</b>	<b>600m</b>	<b>400m</b>	<b>200m</b>	<b>WP</b>	<b>Average</b>	
		Position in running (margin)	-	7(3.1)	8(8.6)	9(9.4)	9(9.0)	8(7.4)	6(4.5)	4(2.0)	4(1.8)	2(1.4)		7.10
		Sectional time (s)	12.93	15.41	15.84	15.93	15.30	14.74	13.92	14.48	14.89	15.82		
		Cumulative time (s)	149.26	136.33	120.92	105.08	89.15	73.85	59.11	45.19	30.71	15.82	2:29.26	
		Speed (m/s)	13.92	12.98	12.63	12.55	13.07	13.57	14.37	13.81	13.43	12.64	13.27	
		Stride length (m)	6.78	6.75	6.70	6.67	6.55	6.60	6.95	6.52	6.30	6.28	6.60	
		Stride duration (s)	0.478	0.520	0.531	0.531	0.501	0.486	0.484	0.472	0.469	0.497	0.498	
		Stride efficiency (%)	71.91	71.17	70.20	69.50	67.05	67.99	75.46	66.44	61.97	61.59	68.11	
		Stride count	26.53	29.64	29.84	29.99	30.53	30.32	28.78	30.67	31.76	31.86	299.92	

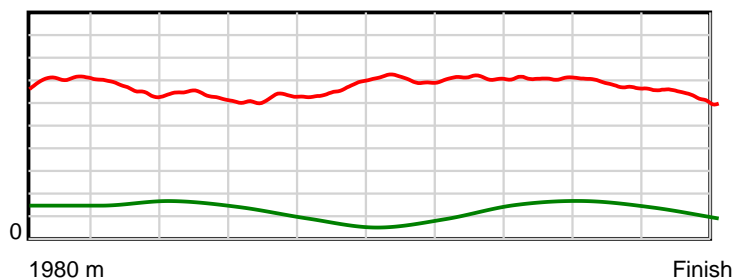
10 m Stride length



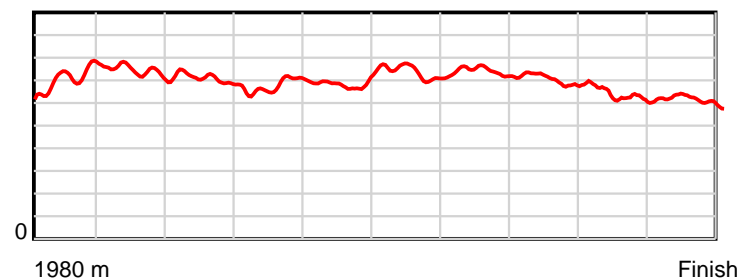
0.6 s Stride duration



20 m/sec Speed



100 % Stride efficiency



Note: Horizontal distance axis grid lines are 200m furlongs.

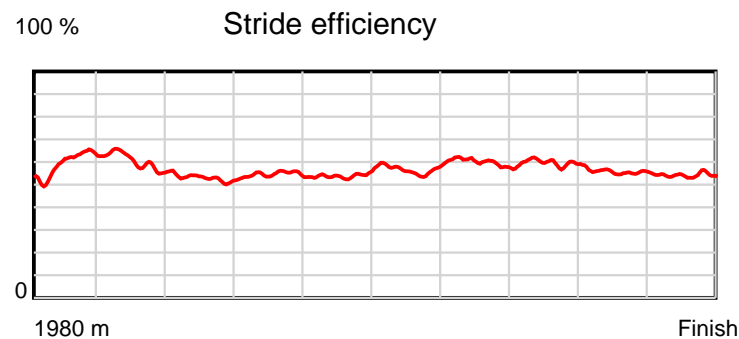
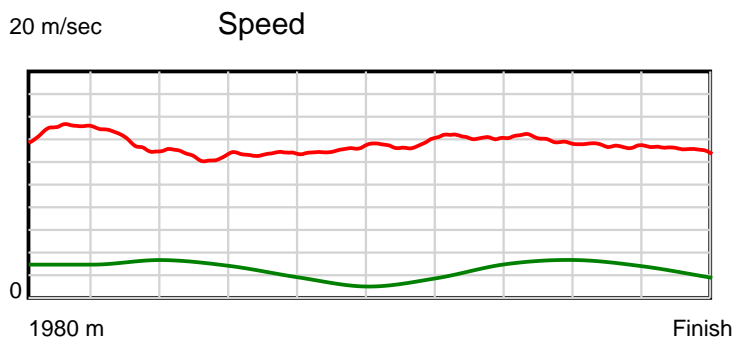
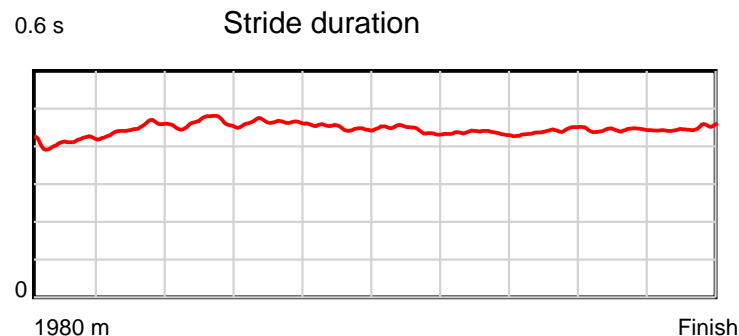
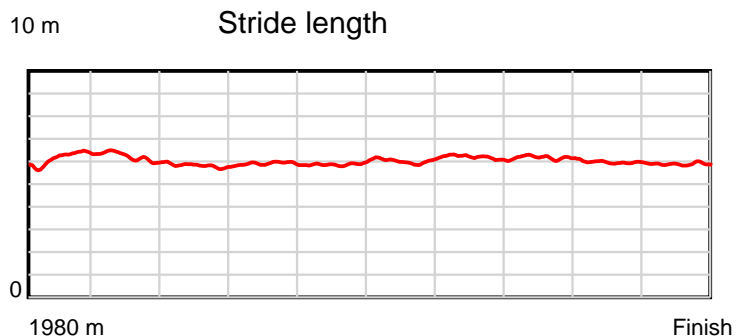
## Disclaimer.

HRNZ and NZMTC and Thoroughbred Ratings Pty Ltd accepts no responsibility for the completeness or accuracy of any of the information contained herein, and makes no representations about its suitability for any particular purpose. Users should make their own judgements about those matters and/or seek independent advice. You assume all risks associated with use of the data provided on this page.

# Race Results

September 19, 2025, Race 9, FAHEY FENCE HIRE MOBILE TROT, Distance 1980m, Addington - Survey 1980m

Result	TAB no.	Horse (Barrier)	1980 to	1800m to	1600m to	1400m to	1200m to	1000m to	800m to	600m to	400m to	200m to	Total or	Margin
10th	3	<b>It's So Easy (3)</b>	<b>1800m</b>	<b>1600m</b>	<b>1400m</b>	<b>1200m</b>	<b>1000m</b>	<b>800m</b>	<b>600m</b>	<b>400m</b>	<b>200m</b>	<b>WP</b>	<b>Average</b>	
		Position in running (margin)	-	1(0.0)	2(2.4)	3(5.0)	4(4.4)	5(4.4)	5(3.9)	7(4.4)	7(4.6)	8(3.9)		7.90
		Sectional time (s)	12.65	14.91	16.12	15.90	15.58	15.15	14.41	14.56	14.83	15.31		
		Cumulative time (s)	149.42	136.77	121.86	105.74	89.84	74.26	59.11	44.70	30.14	15.31	2:29.42	
		Speed (m/s)	14.23	13.41	12.41	12.58	12.84	13.20	13.88	13.74	13.49	13.06	13.25	
		Stride length (m)	6.05	6.02	5.73	5.84	5.77	5.86	6.04	6.06	5.97	5.85	5.92	
		Stride duration (s)	0.410	0.449	0.462	0.464	0.449	0.444	0.435	0.441	0.442	0.448	0.446	
		Stride efficiency (%)	57.11	56.71	51.35	53.37	52.00	53.69	56.99	57.45	55.64	53.44	54.69	
		Stride count	29.77	33.20	34.89	34.22	34.67	34.12	33.12	32.98	33.52	34.20	334.69	



Note: Horizontal distance axis grid lines are 200m furlongs.

**Disclaimer.**

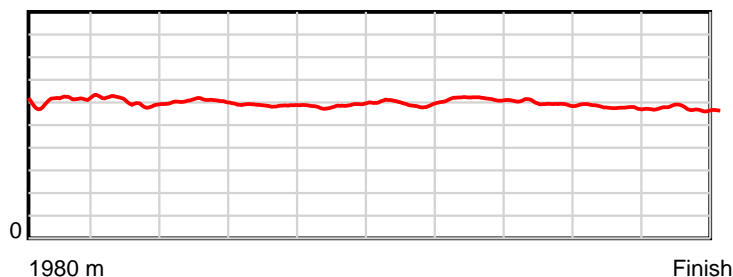
HRNZ and NZMTC and Thoroughbred Ratings Pty Ltd accepts no responsibility for the completeness or accuracy of any of the information contained herein, and makes no representations about its suitability for any particular purpose. Users should make their own judgements about those matters and/or seek independent advice. You assume all risks associated with use of the data provided on this page.

# Race Results

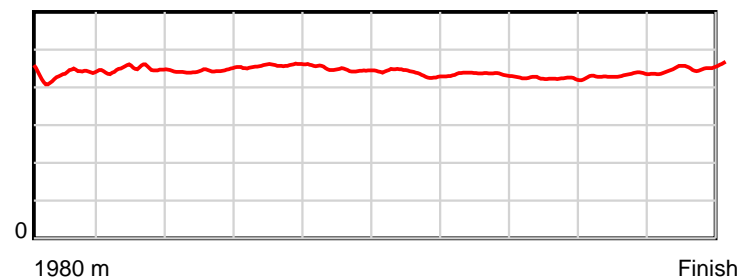
September 19, 2025, Race 9, FAHEY FENCE HIRE MOBILE TROT, Distance 1980m, Addington - Survey 1980m

Result	TAB no.	Horse (Barrier)	1980 to	1800m to	1600m to	1400m to	1200m to	1000m to	800m to	600m to	400m to	200m to	Total or	Margin
11th	8	Rush (8)	1800m	1600m	1400m	1200m	1000m	800m	600m	400m	200m	WP	Average	
		Position in running (margin)	-	8(4.1)	9(9.4)	5(5.2)	3(2.7)	3(3.0)	2(1.3)	2(0.6)	2(1.2)	5(2.6)		9.00
		Sectional time (s)	13.06	15.40	15.00	15.58	15.61	14.96	14.21	14.63	15.17	16.01		
		Cumulative time (s)	149.63	136.57	121.17	106.17	90.59	74.98	60.02	45.81	31.18	16.01	2:29.63	
		Speed (m/s)	13.78	12.99	13.33	12.84	12.81	13.37	14.07	13.67	13.18	12.49	13.23	
		Stride length (m)	6.01	5.82	5.93	5.88	5.72	5.83	6.12	5.80	5.70	5.66	5.84	
		Stride duration (s)	0.433	0.448	0.444	0.458	0.446	0.436	0.435	0.424	0.433	0.453	0.442	
		Stride efficiency (%)	56.49	52.91	54.87	54.04	51.08	53.19	58.58	52.63	50.85	50.10	53.36	
		Stride count	29.94	34.37	33.75	34.01	34.98	34.28	32.67	34.46	35.06	35.32	338.84	

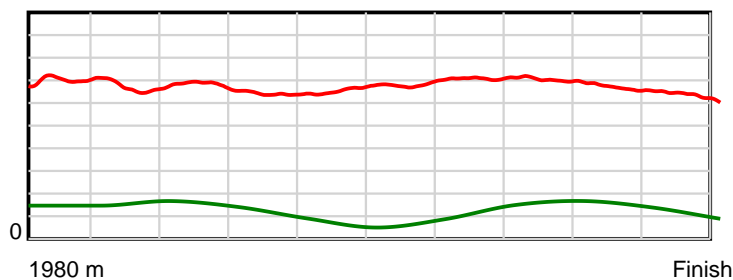
10 m Stride length



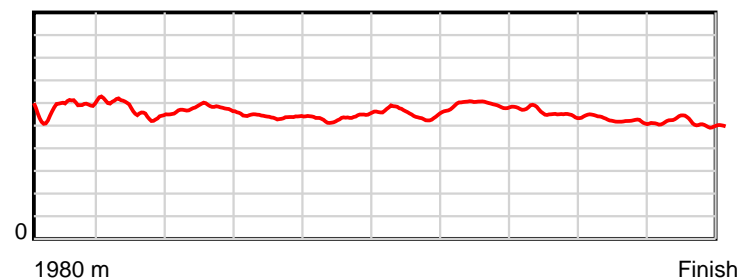
0.6 s Stride duration



20 m/sec Speed



100 % Stride efficiency



Note: Horizontal distance axis grid lines are 200m furlongs.

## Disclaimer.

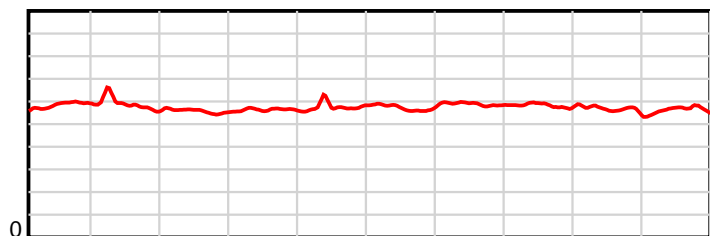
HRNZ and NZMTC and Thoroughbred Ratings Pty Ltd accepts no responsibility for the completeness or accuracy of any of the information contained herein, and makes no representations about its suitability for any particular purpose. Users should make their own judgements about those matters and/or seek independent advice. You assume all risks associated with use of the data provided on this page.

# Race Results

September 19, 2025, Race 9, FAHEY FENCE HIRE MOBILE TROT, Distance 1980m, Addington - Survey 1980m

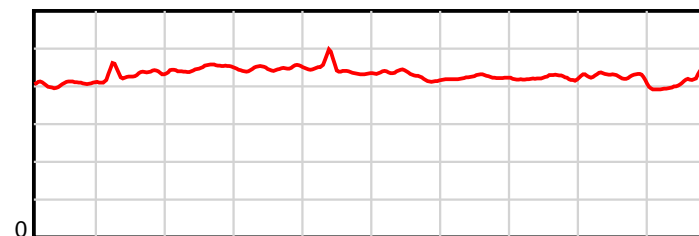
Result	TAB no.	Horse (Barrier)	1980 to	1800m to	1600m to	1400m to	1200m to	1000m to	800m to	600m to	400m to	200m to	Total or	Margin
12th	10	<b>Muscle Sass (10)</b>	<b>1800m</b>	<b>1600m</b>	<b>1400m</b>	<b>1200m</b>	<b>1000m</b>	<b>800m</b>	<b>600m</b>	<b>400m</b>	<b>200m</b>	<b>WP</b>	<b>Average</b>	
		Position in running (margin)	-	9(4.1)	7(6.7)	8(8.9)	8(8.4)	9(7.5)	10(7.3)	12(7.6)	12(8.6)	12(8.1)		9.20
		Sectional time (s)	13.29	14.95	16.05	15.92	15.41	15.20	14.38	14.69	14.87	14.92		
		Cumulative time (s)	149.68	136.39	121.44	105.39	89.47	74.06	58.86	44.48	29.79	14.92	2:29.68	
		Speed (m/s)	13.54	13.38	12.46	12.56	12.98	13.16	13.91	13.61	13.45	13.40	13.23	
		Stride length (m)	5.81	5.79	5.58	5.63	5.76	5.64	5.89	5.76	5.70	5.64	5.72	
		Stride duration (s)	0.407	0.433	0.448	0.448	0.444	0.429	0.423	0.423	0.424	0.421	0.432	
		Stride efficiency (%)	52.73	52.41	48.68	49.45	51.84	49.70	54.15	51.89	50.84	49.75	51.09	
		Stride count	30.99	34.53	35.83	35.55	34.72	35.46	33.97	34.71	35.06	35.45	346.27	

10 m Stride length



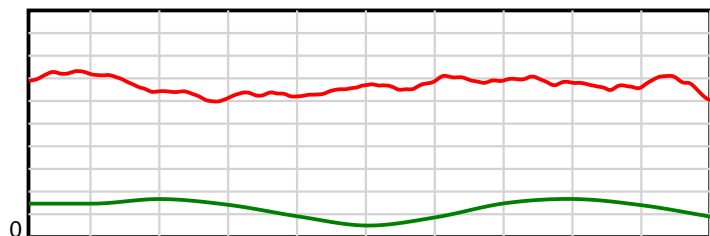
1980 m Finish

0.6 s Stride duration



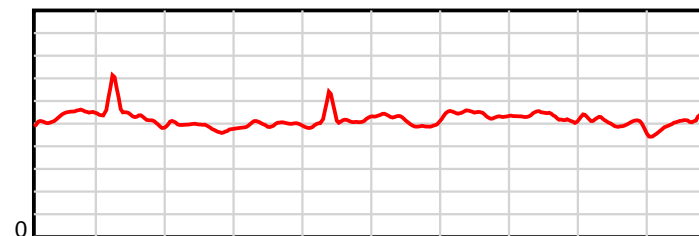
1980 m Finish

20 m/sec Speed



1980 m Finish

100 % Stride efficiency



1980 m Finish

Note: Horizontal distance axis grid lines are 200m furlongs.

**Disclaimer.**

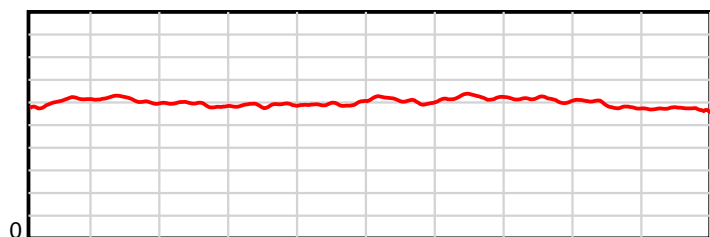
HRNZ and NZMTC and Thoroughbred Ratings Pty Ltd accepts no responsibility for the completeness or accuracy of any of the information contained herein, and makes no representations about its suitability for any particular purpose. Users should make their own judgements about those matters and/or seek independent advice. You assume all risks associated with use of the data provided on this page.

# Race Results

September 19, 2025, Race 9, FAHEY FENCE HIRE MOBILE TROT, Distance 1980m, Addington - Survey 1980m

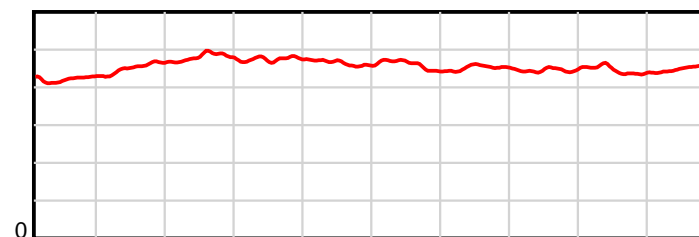
Result	TAB no.	Horse (Barrier)	1980 to	1800m to	1600m to	1400m to	1200m to	1000m to	800m to	600m to	400m to	200m to	Total or	Margin
13th	1	Ya Eejit Ya (1)	1800m	1600m	1400m	1200m	1000m	800m	600m	400m	200m	WP	Average	
		Position in running (margin)	-	6(2.0)	5(5.1)	6(6.5)	6(6.1)	6(5.6)	7(5.5)	10(5.6)	10(6.7)	11(6.3)		12.20
		Sectional time (s)	12.87	15.02	15.92	15.94	15.49	15.22	14.33	14.71	14.88	15.86		
		Cumulative time (s)	150.24	137.37	122.35	106.43	90.49	75.00	59.78	45.45	30.74	15.86	2:30.24	
		Speed (m/s)	13.99	13.32	12.56	12.55	12.91	13.14	13.96	13.60	13.44	12.61	13.18	
		Stride length (m)	6.05	6.04	6.04	5.95	5.99	6.03	6.31	6.07	5.97	5.69	6.01	
		Stride duration (s)	0.421	0.454	0.481	0.475	0.464	0.459	0.452	0.446	0.444	0.451	0.456	
		Stride efficiency (%)	57.25	56.96	56.94	55.39	56.09	56.86	62.22	57.49	55.62	50.52	56.43	
		Stride count	29.74	33.13	33.13	33.59	33.38	33.16	31.70	32.97	33.52	35.17	329.49	

10 m Stride length



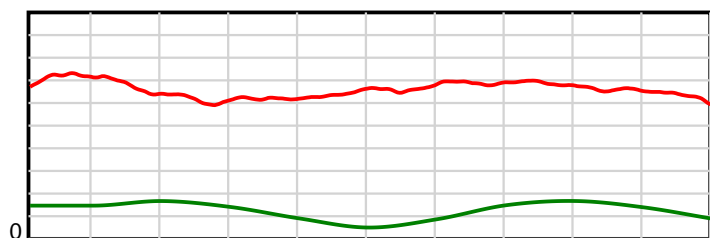
1980 m Finish

0.6 s Stride duration



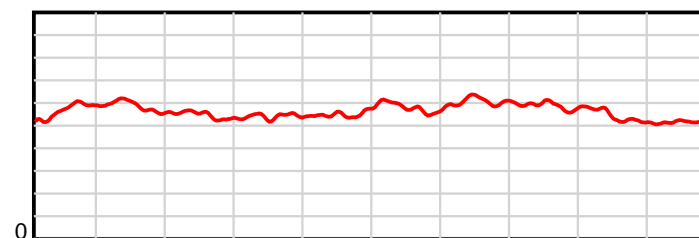
1980 m Finish

20 m/sec Speed



1980 m Finish

100 % Stride efficiency



1980 m Finish

Note: Horizontal distance axis grid lines are 200m furlongs.

## Disclaimer.

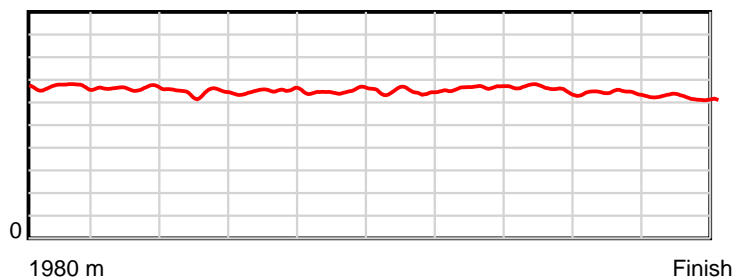
HRNZ and NZMTC and Thoroughbred Ratings Pty Ltd accepts no responsibility for the completeness or accuracy of any of the information contained herein, and makes no representations about its suitability for any particular purpose. Users should make their own judgements about those matters and/or seek independent advice. You assume all risks associated with use of the data provided on this page.

# Race Results

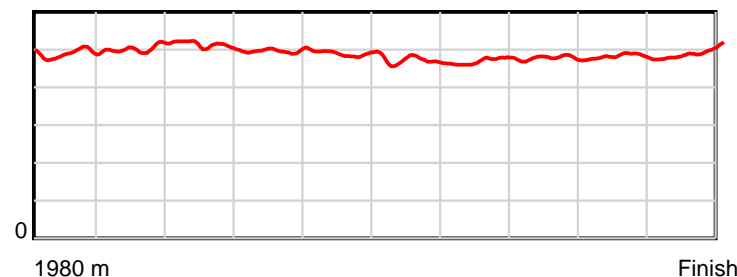
September 19, 2025, Race 9, FAHEY FENCE HIRE MOBILE TROT, Distance 1980m, Addington - Survey 1980m

Result	TAB no.	Horse (Barrier)	1980 to	1800m to	1600m to	1400m to	1200m to	1000m to	800m to	600m to	400m to	200m to	Total or	Margin
14th	9	<b>Franco Josiah (9)</b>	<b>1800m</b>	<b>1600m</b>	<b>1400m</b>	<b>1200m</b>	<b>1000m</b>	<b>800m</b>	<b>600m</b>	<b>400m</b>	<b>200m</b>	<b>WP</b>	<b>Average</b>	
		Position in running (margin)	-	13(7.3)	14(15.6)	14(17.2)	13(13.8)	14(11.2)	14(9.9)	13(8.7)	13(10.8)	14(11.6)		17.30
		Sectional time (s)	13.84	15.91	15.94	15.44	15.14	15.02	14.13	14.88	15.08	15.82		
		Cumulative time (s)	151.20	137.36	121.45	105.51	90.07	74.93	59.91	45.78	30.90	15.82	2:31.20	
		Speed (m/s)	13.01	12.57	12.55	12.95	13.21	13.32	14.15	13.44	13.26	12.64	13.10	
		Stride length (m)	6.57	6.34	6.42	6.43	6.46	6.24	6.64	6.40	6.37	6.22	6.40	
		Stride duration (s)	0.488	0.504	0.512	0.496	0.489	0.468	0.469	0.476	0.480	0.492	0.489	
		Stride efficiency (%)	67.43	62.77	64.40	64.60	65.13	60.79	68.83	64.05	63.34	60.53	64.08	
		Stride count	27.40	31.56	31.16	31.11	30.98	32.07	30.14	31.24	31.41	32.13	309.20	

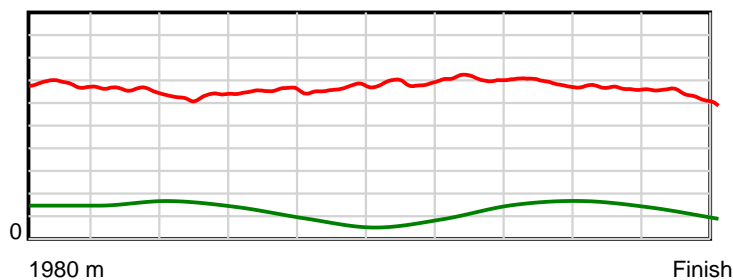
10 m Stride length



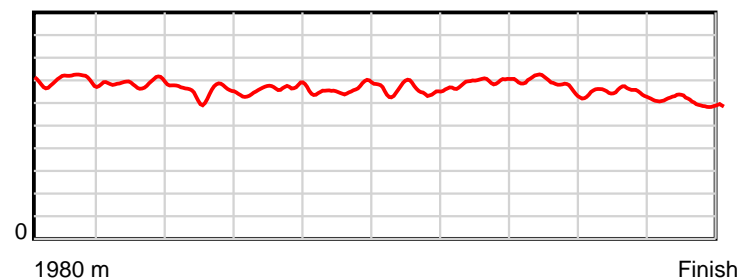
0.6 s Stride duration



20 m/sec Speed



100 % Stride efficiency



Note: Horizontal distance axis grid lines are 200m furlongs.

## Disclaimer.

HRNZ and NZMTC and Thoroughbred Ratings Pty Ltd accepts no responsibility for the completeness or accuracy of any of the information contained herein, and makes no representations about its suitability for any particular purpose. Users should make their own judgements about those matters and/or seek independent advice. You assume all risks associated with use of the data provided on this page.