



Race Results

NZ Metropolitan Trotting Club Inc, HRNZ, September 26, 2025

Compilation date: September 26, 2025, 6:19:33 PM (NZST)

Copyright © 2025 HRNZ and NZMTC. All rights reserved.

Trademarks.

StrideMASTER is a registered trademark of Thoroughbred Ratings Pty Ltd.

Disclaimer.

HRNZ and NZMTC and Thoroughbred Ratings Pty Ltd accepts no responsibility for the completeness or accuracy of any of the information contained herein, and makes no representations about its suitability for any particular purpose. Users should make their own judgements about those matters and/or seek independent advice. You assume all risks associated with use of the data provided on this page.



Race Results



September 26, 2025, Race 3, TYRE GENERAL HANDICAP TROT, Distance 2600m, Addington - Survey 3200m

Result	TAB no.	Horse (Barrier)	2600 to	2400m to
1st	4	Major Doosie (12)	2400m	2200m
		Position in running (margin)	-	4(1.8)
		Sectional time (s)	15.75	14.56
		Cumulative time (s)	197.91	182.16
		Speed (m/s)	12.69	13.74
		Stride length (m)	5.54	6.12
		Stride duration (s)	0.431	0.446
		Stride efficiency (%)	48.02	58.59
		Stride count	36.08	32.66

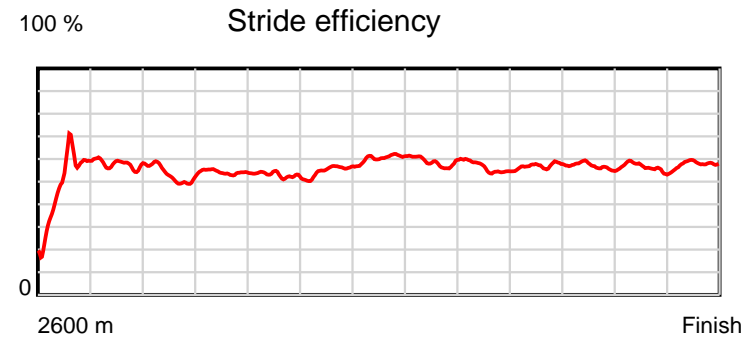
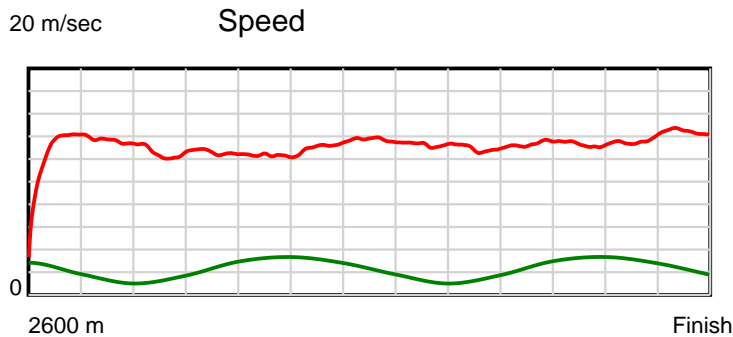
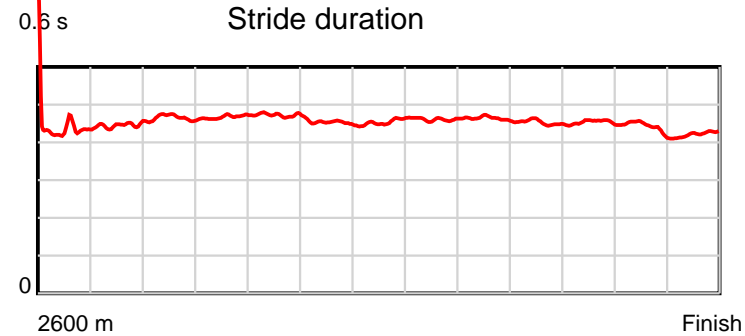
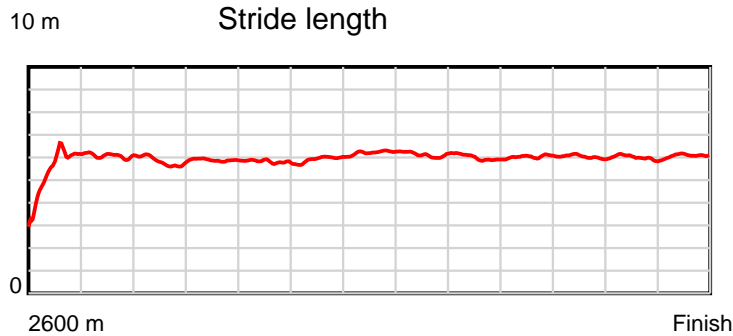
Disclaimer.

HRNZ and NZMTC and Thoroughbred Ratings Pty Ltd accepts no responsibility for the completeness or accuracy of any of the information contained herein, and makes no representations about its suitability for any particular purpose. Users should make their own judgements about those matters and/or seek independent advice. You assume all risks associated with use of the data provided on this page.

Race Results

September 26, 2025, Race 3, TYRE GENERAL HANDICAP TROT, Distance 2600m, Addington - Survey 3200m

Result	TAB no.	Horse (Barrier)	2200m to	2000m to	1800m to	1600m to	1400m to	1200m to	1000m to	800m to	600m to	400m to	200m to	Total or	Margin
1st	4	Major Doosie (12)	2000m	1800m	1600m	1400m	1200m	1000m	800m	600m	400m	200m	WP	Average	
		Position in running (margin)	4(4.6)	3(4.6)	3(3.7)	4(3.4)	5(5.9)	6(5.7)	6(4.8)	6(6.0)	9(6.1)	8(6.2)	5(5.3)		0.00
		Sectional time (s)	16.10	15.89	16.68	15.23	14.48	14.88	15.75	14.99	15.22	14.58	13.80		
		Cumulative time (s)	167.60	151.50	135.61	118.93	103.70	89.22	74.34	58.59	43.60	28.38	13.80	3:17.91	
		Speed (m/s)	12.42	12.59	11.99	13.13	13.81	13.44	12.70	13.34	13.14	13.72	14.49	13.14	
		Stride length (m)	5.77	5.88	5.66	5.96	6.26	6.20	5.89	6.04	5.95	6.04	6.13	5.95	
		Stride duration (s)	0.465	0.467	0.472	0.454	0.454	0.461	0.464	0.453	0.453	0.440	0.423	0.453	
		Stride efficiency (%)	52.09	54.08	50.14	55.43	61.32	60.00	54.14	56.99	55.37	57.07	58.75	55.34	
		Stride count	34.64	34.00	35.31	33.58	31.93	32.28	33.98	33.12	33.60	33.09	32.62	436.89	



Note: Horizontal distance axis grid lines are 200m furlongs.

Disclaimer.

HRNZ and NZMTC and Thoroughbred Ratings Pty Ltd accepts no responsibility for the completeness or accuracy of any of the information contained herein, and makes no representations about its suitability for any particular purpose. Users should make their own judgements about those matters and/or seek independent advice. You assume all risks associated with use of the data provided on this page.



Race Results



September 26, 2025, Race 3, TYRE GENERAL HANDICAP TROT, Distance 2600m, Addington - Survey 3200m

Result	TAB no.	Horse (Barrier)	2600 to	2400m to
2nd	8	Ready Set Jet (1)	2400m	2200m
		Position in running (margin)	-	3(1.1)
		Sectional time (s)	15.54	13.90
		Cumulative time (s)	197.96	182.42
		Speed (m/s)	12.87	14.39
		Stride length (m)	6.10	6.53
		Stride duration (s)	0.451	0.454
		Stride efficiency (%)	58.12	66.72
		Stride count	32.79	30.61

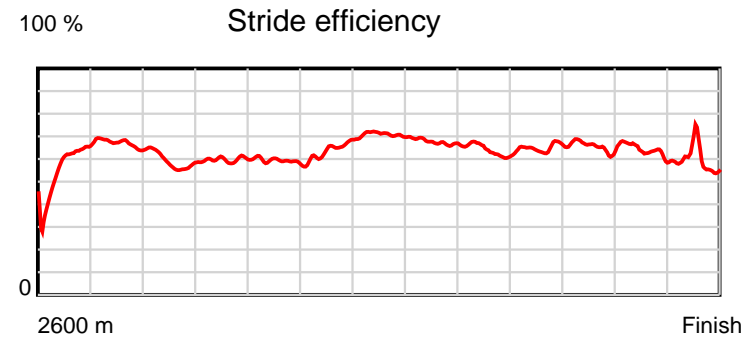
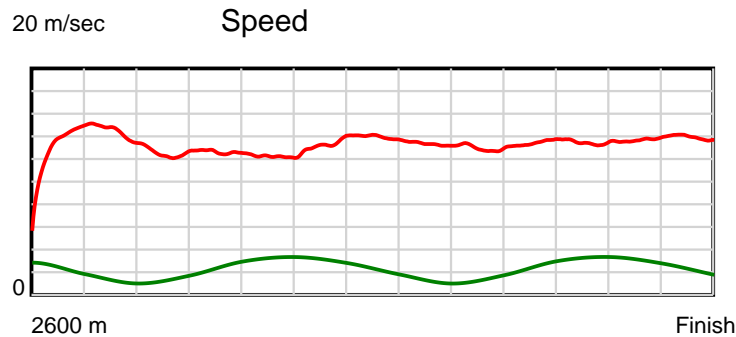
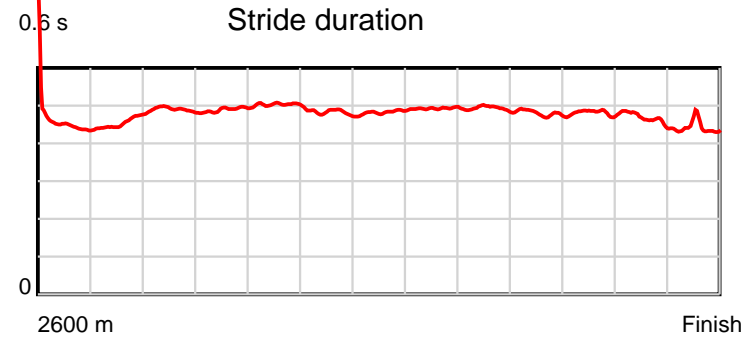
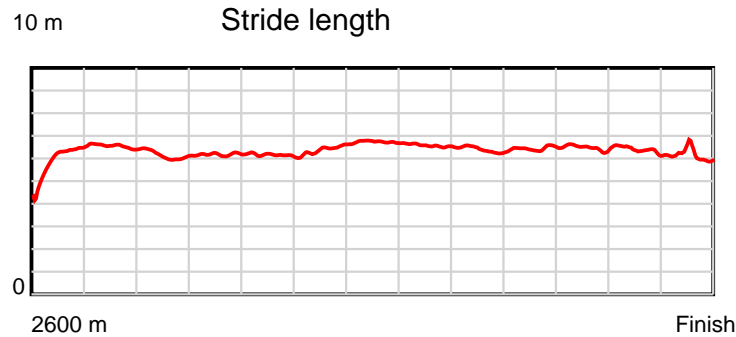
Disclaimer.

HRNZ and NZMTC and Thoroughbred Ratings Pty Ltd accepts no responsibility for the completeness or accuracy of any of the information contained herein, and makes no representations about its suitability for any particular purpose. Users should make their own judgements about those matters and/or seek independent advice. You assume all risks associated with use of the data provided on this page.

Race Results

September 26, 2025, Race 3, TYRE GENERAL HANDICAP TROT, Distance 2600m, Addington - Survey 3200m

Result	TAB no.	Horse (Barrier)	2200m to	2000m to	1800m to	1600m to	1400m to	1200m to	1000m to	800m to	600m to	400m to	200m to	Total or	Margin
2nd	8	Ready Set Jet (1)	2000m	1800m	1600m	1400m	1200m	1000m	800m	600m	400m	200m	WP	Average	
		Position in running (margin)	1(0.0)	1(0.0)	1(0.0)	1(0.0)	2(1.6)	2(1.6)	2(1.4)	3(2.1)	3(2.4)	3(2.6)	2(1.8)		0.30
		Sectional time (s)	16.11	16.04	16.73	15.08	14.52	14.99	15.69	15.00	15.24	14.59	14.53		
		Cumulative time (s)	168.52	152.41	136.37	119.64	104.56	90.04	75.05	59.36	44.36	29.12	14.53	3:17.96	
		Speed (m/s)	12.41	12.47	11.95	13.26	13.77	13.34	12.75	13.33	13.12	13.71	13.76	13.13	
		Stride length (m)	6.09	6.10	6.02	6.39	6.65	6.57	6.27	6.40	6.30	6.39	6.05	6.29	
		Stride duration (s)	0.490	0.489	0.503	0.482	0.482	0.492	0.492	0.480	0.480	0.466	0.439	0.479	
		Stride efficiency (%)	57.92	58.09	56.59	63.88	69.01	67.47	61.45	64.01	62.10	63.85	57.18	61.83	
		Stride count	32.85	32.80	33.24	31.28	30.10	30.44	31.89	31.25	31.73	31.29	33.06	413.33	



Note: Horizontal distance axis grid lines are 200m furlongs.

Disclaimer.

HRNZ and NZMTC and Thoroughbred Ratings Pty Ltd accepts no responsibility for the completeness or accuracy of any of the information contained herein, and makes no representations about its suitability for any particular purpose. Users should make their own judgements about those matters and/or seek independent advice. You assume all risks associated with use of the data provided on this page.



Race Results



September 26, 2025, Race 3, TYRE GENERAL HANDICAP TROT, Distance 2600m, Addington - Survey 3200m

Result	TAB no.	Horse (Barrier)	2600 to	2400m to
3rd	11	Judy J (2)	2400m	2200m
		Position in running (margin)	-	1(0.0)
		Sectional time (s)	15.42	14.45
		Cumulative time (s)	198.30	182.88
		Speed (m/s)	12.97	13.84
		Stride length (m)	5.63	5.95
		Stride duration (s)	0.421	0.430
		Stride efficiency (%)	49.61	55.31
		Stride count	35.50	33.62

Disclaimer.

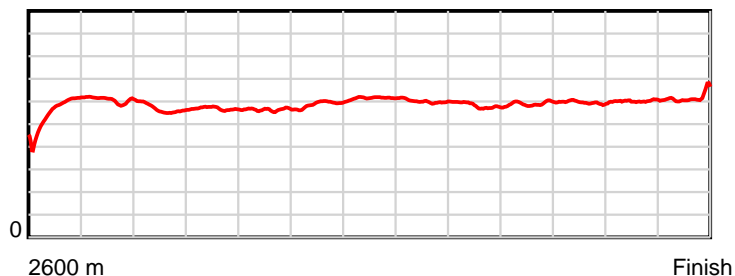
HRNZ and NZMTC and Thoroughbred Ratings Pty Ltd accepts no responsibility for the completeness or accuracy of any of the information contained herein, and makes no representations about its suitability for any particular purpose. Users should make their own judgements about those matters and/or seek independent advice. You assume all risks associated with use of the data provided on this page.

Race Results

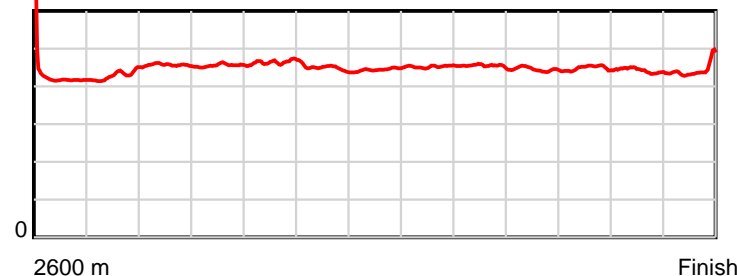
September 26, 2025, Race 3, TYRE GENERAL HANDICAP TROT, Distance 2600m, Addington - Survey 3200m

Result	TAB no.	Horse (Barrier)	2200m to	2000m to	1800m to	1600m to	1400m to	1200m to	1000m to	800m to	600m to	400m to	200m to	Total or	Margin
3rd	11	Judy J (2)	2000m	1800m	1600m	1400m	1200m	1000m	800m	600m	400m	200m	WP	Average	
		Position in running (margin)	3(2.2)	2(2.1)	2(2.0)	2(1.4)	3(4.2)	3(3.5)	4(3.6)	4(3.8)	6(4.3)	5(4.3)	4(3.8)		2.00
		Sectional time (s)	16.08	16.03	16.63	15.28	14.41	15.05	15.60	15.05	15.21	14.64	14.45		
		Cumulative time (s)	168.43	152.35	136.32	119.69	104.41	90.00	74.95	59.35	44.30	29.09	14.45	3:18.30	
		Speed (m/s)	12.44	12.48	12.03	13.09	13.88	13.29	12.82	13.29	13.15	13.66	13.84	13.11	
		Stride length (m)	5.68	5.69	5.58	5.87	6.18	6.01	5.82	5.91	5.89	6.02	6.15	5.87	
		Stride duration (s)	0.457	0.456	0.464	0.448	0.445	0.452	0.454	0.445	0.448	0.441	0.444	0.448	
		Stride efficiency (%)	50.42	50.51	48.72	53.82	59.67	56.47	52.93	54.65	54.18	56.64	59.14	53.84	
		Stride count	35.21	35.18	35.82	34.08	32.37	33.27	34.36	33.82	33.97	33.22	32.51	442.93	

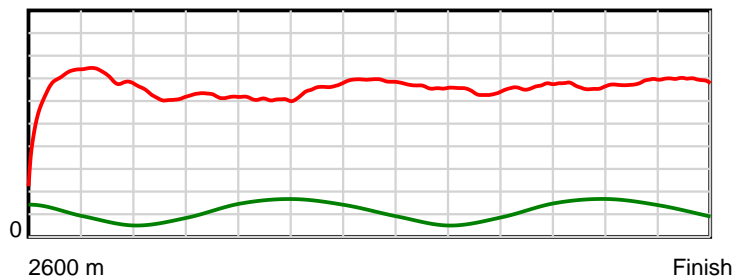
10 m Stride length



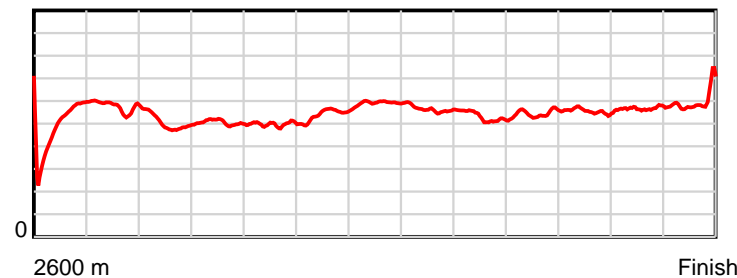
0.6 s Stride duration



20 m/sec Speed



100 % Stride efficiency



Note: Horizontal distance axis grid lines are 200m furlongs.

Disclaimer.

HRNZ and NZMTC and Thoroughbred Ratings Pty Ltd accepts no responsibility for the completeness or accuracy of any of the information contained herein, and makes no representations about its suitability for any particular purpose. Users should make their own judgements about those matters and/or seek independent advice. You assume all risks associated with use of the data provided on this page.



Race Results



September 26, 2025, Race 3, TYRE GENERAL HANDICAP TROT, Distance 2600m, Addington - Survey 3200m

Result	TAB no.	Horse (Barrier)	2600 to	2400m to
4th	3	Tu Tangata (11)	2400m	2200m
		Position in running (margin)	-	8(8.2)
		Sectional time (s)	16.88	15.30
		Cumulative time (s)	198.48	181.60
		Speed (m/s)	11.84	13.07
		Stride length (m)	5.35	5.66
		Stride duration (s)	0.446	0.433
		Stride efficiency (%)	44.66	50.14
		Stride count	37.41	35.31

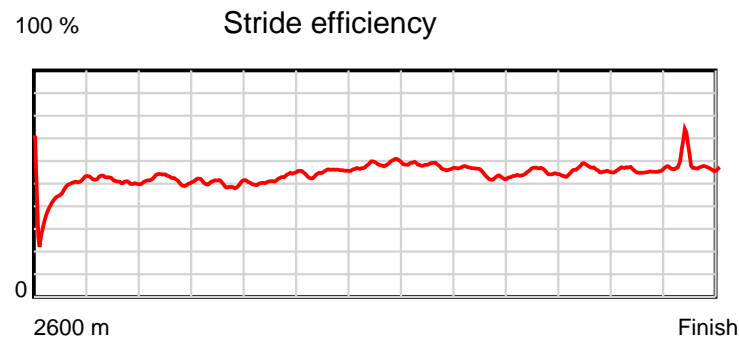
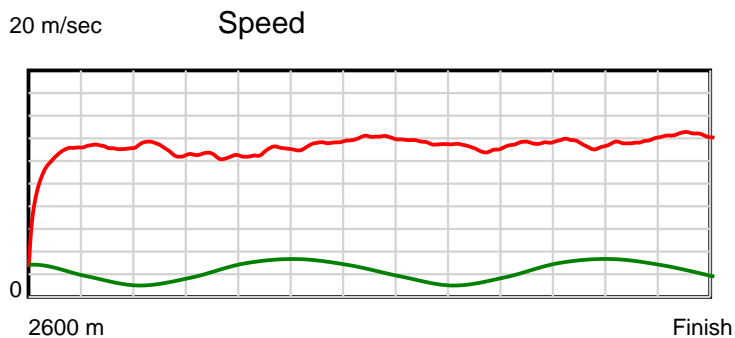
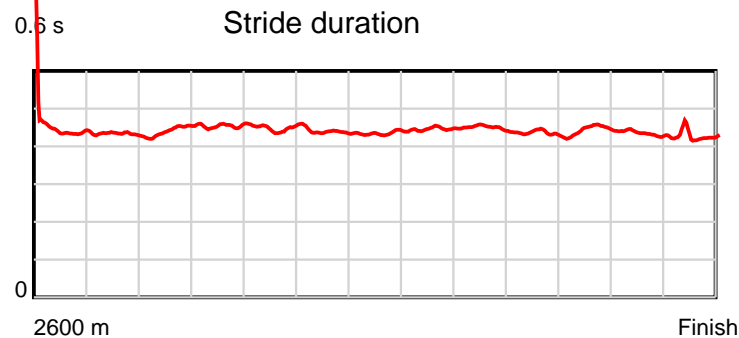
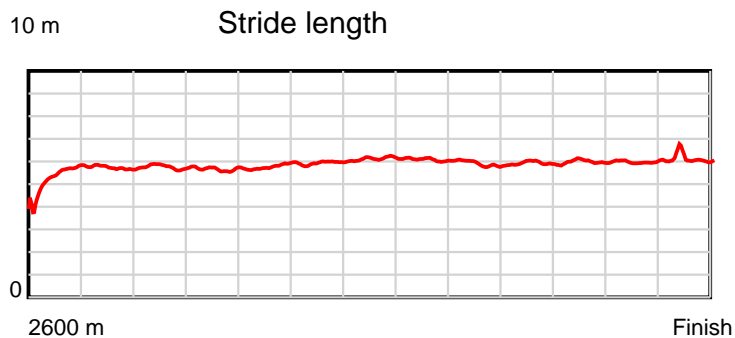
Disclaimer.

HRNZ and NZMTC and Thoroughbred Ratings Pty Ltd accepts no responsibility for the completeness or accuracy of any of the information contained herein, and makes no representations about its suitability for any particular purpose. Users should make their own judgements about those matters and/or seek independent advice. You assume all risks associated with use of the data provided on this page.

Race Results

September 26, 2025, Race 3, TYRE GENERAL HANDICAP TROT, Distance 2600m, Addington - Survey 3200m

Result	TAB no.	Horse (Barrier)	2200m to	2000m to	1800m to	1600m to	1400m to	1200m to	1000m to	800m to	600m to	400m to	200m to	Total or	Margin
4th	3	Tu Tangata (11)	2000m	1800m	1600m	1400m	1200m	1000m	800m	600m	400m	200m	WP	Average	
		Position in running (margin)	8(15.5)	9(12.0)	10(11.9)	9(7.9)	8(9.6)	8(8.0)	8(7.2)	7(6.3)	8(5.4)	10(6.5)	10(8.0)		3.00
		Sectional time (s)	15.53	16.03	16.05	15.10	14.25	14.89	15.42	14.82	15.39	14.97	13.85		
		Cumulative time (s)	166.30	150.77	134.74	118.69	103.59	89.34	74.45	59.03	44.21	28.82	13.85	3:18.48	
		Speed (m/s)	12.88	12.48	12.46	13.25	14.04	13.43	12.97	13.50	13.00	13.36	14.44	13.10	
		Stride length (m)	5.67	5.67	5.59	5.82	6.11	5.99	5.83	5.88	5.76	5.79	6.15	5.78	
		Stride duration (s)	0.440	0.455	0.449	0.440	0.435	0.446	0.450	0.436	0.443	0.434	0.426	0.441	
		Stride efficiency (%)	50.22	50.25	48.86	52.93	58.26	56.05	53.15	54.02	51.91	52.46	59.08	52.25	
		Stride count	35.28	35.27	35.77	34.36	32.76	33.40	34.29	34.02	34.70	34.52	32.53	449.62	



Note: Horizontal distance axis grid lines are 200m furlongs.

Disclaimer.

HRNZ and NZMTC and Thoroughbred Ratings Pty Ltd accepts no responsibility for the completeness or accuracy of any of the information contained herein, and makes no representations about its suitability for any particular purpose. Users should make their own judgements about those matters and/or seek independent advice. You assume all risks associated with use of the data provided on this page.



Race Results



September 26, 2025, Race 3, TYRE GENERAL HANDICAP TROT, Distance 2600m, Addington - Survey 3200m

Result	TAB no.	Horse (Barrier)	2600 to	2400m to
5th	5	Love Walked In (13)	2400m	2200m
		Position in running (margin)	-	11(10.3)
		Sectional time (s)	17.20	15.57
		Cumulative time (s)	198.66	181.46
		Speed (m/s)	11.62	12.85
		Stride length (m)	6.02	6.42
		Stride duration (s)	0.507	0.500
		Stride efficiency (%)	56.60	64.44
		Stride count	33.23	31.14

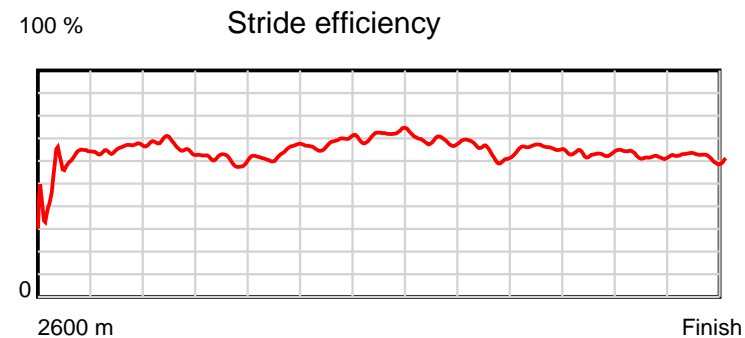
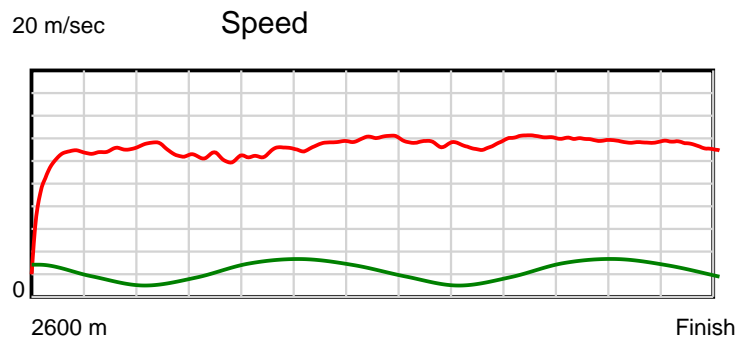
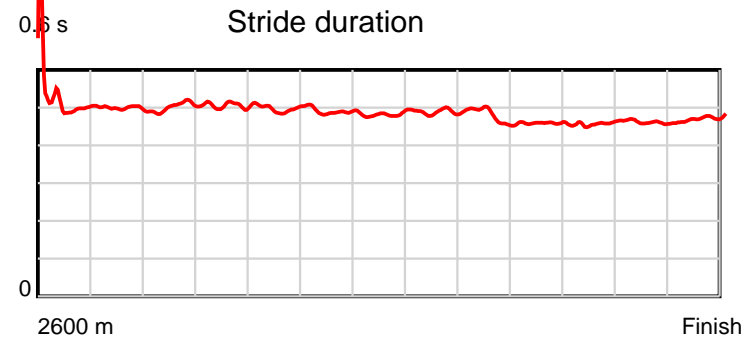
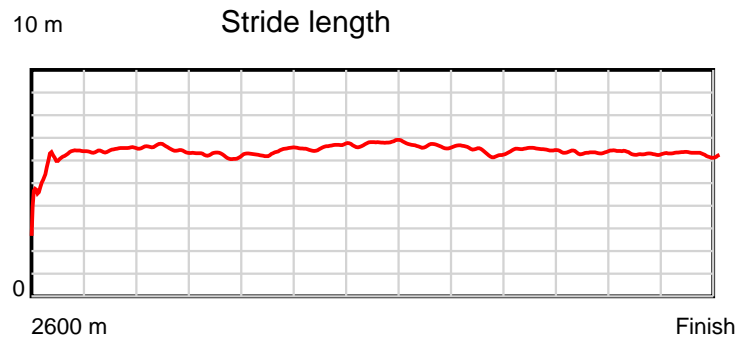
Disclaimer.

HRNZ and NZMTC and Thoroughbred Ratings Pty Ltd accepts no responsibility for the completeness or accuracy of any of the information contained herein, and makes no representations about its suitability for any particular purpose. Users should make their own judgements about those matters and/or seek independent advice. You assume all risks associated with use of the data provided on this page.

Race Results

September 26, 2025, Race 3, TYRE GENERAL HANDICAP TROT, Distance 2600m, Addington - Survey 3200m

Result	TAB no.	Horse (Barrier)	2200m to	2000m to	1800m to	1600m to	1400m to	1200m to	1000m to	800m to	600m to	400m to	200m to	Total or	Margin
5th	5	Love Walked In (13)	2000m	1800m	1600m	1400m	1200m	1000m	800m	600m	400m	200m	WP	Average	
		Position in running (margin)	12(19.3)	12(15.7)	12(15.9)	12(11.6)	12(13.0)	12(11.2)	11(9.8)	9(8.4)	4(3.2)	2(1.8)	3(2.5)		3.90
		Sectional time (s)	15.51	16.08	16.01	15.05	14.20	14.81	15.33	14.09	14.98	14.85	14.98		
		Cumulative time (s)	165.89	150.38	134.30	118.29	103.24	89.04	74.23	58.90	44.81	29.83	14.98	3:18.66	
		Speed (m/s)	12.89	12.44	12.49	13.29	14.08	13.50	13.05	14.19	13.35	13.47	13.35	13.09	
		Stride length (m)	6.47	6.29	6.22	6.52	6.79	6.60	6.23	6.51	6.12	6.21	6.31	6.35	
		Stride duration (s)	0.502	0.506	0.498	0.491	0.482	0.488	0.478	0.459	0.458	0.461	0.472	0.486	
		Stride efficiency (%)	65.40	61.82	60.41	66.48	72.09	67.99	60.67	66.29	58.46	60.20	62.13	63.11	
		Stride count	30.92	31.80	32.17	30.66	29.45	30.32	32.10	30.71	32.70	32.22	31.72	409.14	



Note: Horizontal distance axis grid lines are 200m furlongs.

Disclaimer.

HRNZ and NZMTC and Thoroughbred Ratings Pty Ltd accepts no responsibility for the completeness or accuracy of any of the information contained herein, and makes no representations about its suitability for any particular purpose. Users should make their own judgements about those matters and/or seek independent advice. You assume all risks associated with use of the data provided on this page.



Race Results



September 26, 2025, Race 3, TYRE GENERAL HANDICAP TROT, Distance 2600m, Addington - Survey 3200m

Result	TAB no.	Horse (Barrier)	2600 to	2400m to
6th	14	Brett's Mate (10)	2400m	2200m
		Position in running (margin)	-	12(12.5)
		Sectional time (s)	17.51	15.16
		Cumulative time (s)	198.66	181.15
		Speed (m/s)	11.42	13.19
		Stride length (m)	6.44	6.35
		Stride duration (s)	0.496	0.482
		Stride efficiency (%)	64.87	63.11
		Stride count	31.04	31.47

Disclaimer.

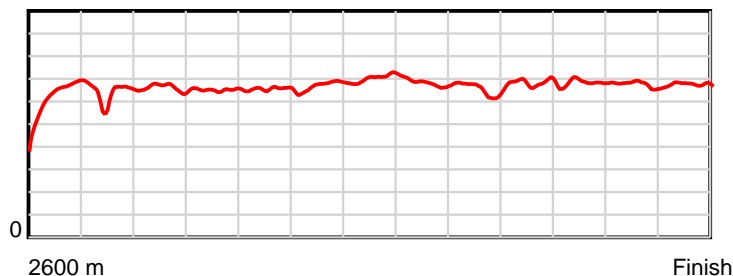
HRNZ and NZMTC and Thoroughbred Ratings Pty Ltd accepts no responsibility for the completeness or accuracy of any of the information contained herein, and makes no representations about its suitability for any particular purpose. Users should make their own judgements about those matters and/or seek independent advice. You assume all risks associated with use of the data provided on this page.

Race Results

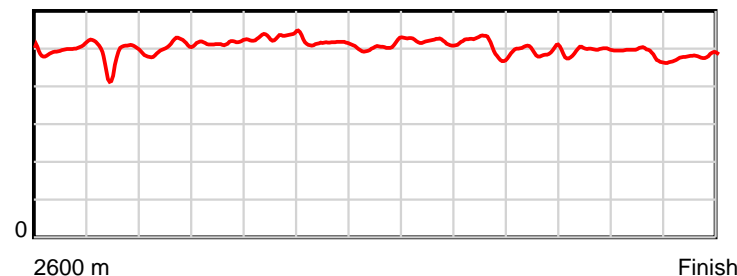
September 26, 2025, Race 3, TYRE GENERAL HANDICAP TROT, Distance 2600m, Addington - Survey 3200m

Result	TAB no.	Horse (Barrier)	2200m to	2000m to	1800m to	1600m to	1400m to	1200m to	1000m to	800m to	600m to	400m to	200m to	Total or	Margin
6th	14	Brett's Mate (10)	2000m	1800m	1600m	1400m	1200m	1000m	800m	600m	400m	200m	WP	Average	
		Position in running (margin)	11(19.0)	10(12.8)	9(10.6)	10(8.9)	11(12.2)	11(11.0)	12(11.5)	13(10.9)	11(7.3)	9(6.3)	8(7.5)		3.90
		Sectional time (s)	15.07	15.69	16.43	15.36	14.31	15.11	15.46	14.37	15.04	14.93	14.22		
		Cumulative time (s)	165.99	150.92	135.23	118.80	103.44	89.13	74.02	58.56	44.19	29.15	14.22	3:18.66	
		Speed (m/s)	13.27	12.75	12.17	13.02	13.98	13.24	12.94	13.92	13.30	13.40	14.06	13.09	
		Stride length (m)	6.67	6.57	6.48	6.70	7.08	6.86	6.57	6.91	6.57	6.50	6.75	6.65	
		Stride duration (s)	0.502	0.516	0.533	0.514	0.506	0.519	0.508	0.496	0.494	0.485	0.480	0.508	
		Stride efficiency (%)	69.48	67.54	65.68	70.09	78.27	73.57	67.49	74.55	67.36	66.06	71.29	69.00	
		Stride count	29.99	30.42	30.85	29.86	28.26	29.15	30.43	28.96	30.46	30.76	29.61	391.26	

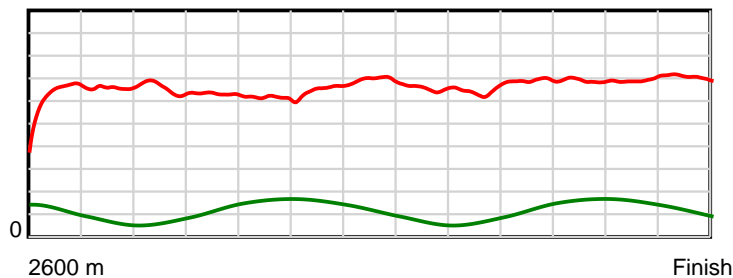
10 m Stride length



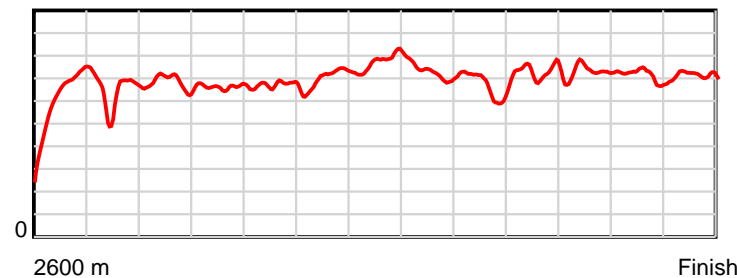
0.6 s Stride duration



20 m/sec Speed



100 % Stride efficiency



Note: Horizontal distance axis grid lines are 200m furlongs.

Disclaimer.

HRNZ and NZMTC and Thoroughbred Ratings Pty Ltd accepts no responsibility for the completeness or accuracy of any of the information contained herein, and makes no representations about its suitability for any particular purpose. Users should make their own judgements about those matters and/or seek independent advice. You assume all risks associated with use of the data provided on this page.



Race Results



September 26, 2025, Race 3, TYRE GENERAL HANDICAP TROT, Distance 2600m, Addington - Survey 3200m

Result	TAB no.	Horse (Barrier)	2600 to	2400m to
7th	1	Holly Highland... (6)	2400m	2200m
		Position in running (margin)	-	5(4.1)
		Sectional time (s)	16.10	14.62
		Cumulative time (s)	198.94	182.84
		Speed (m/s)	12.42	13.68
		Stride length (m)	12.56	16.27
		Stride duration (s)	1.005	1.189
		Stride efficiency (%)	246.42	413.67
		Stride count	15.93	12.29

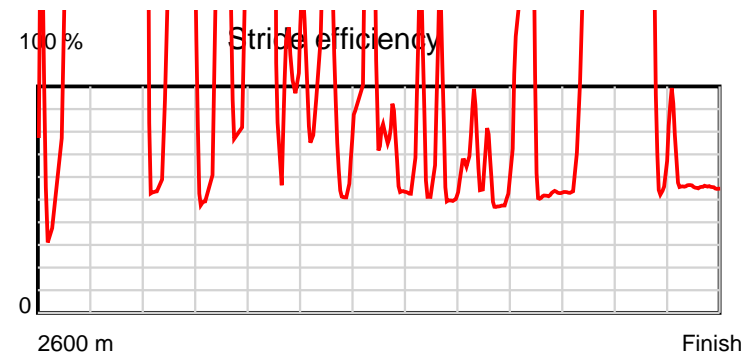
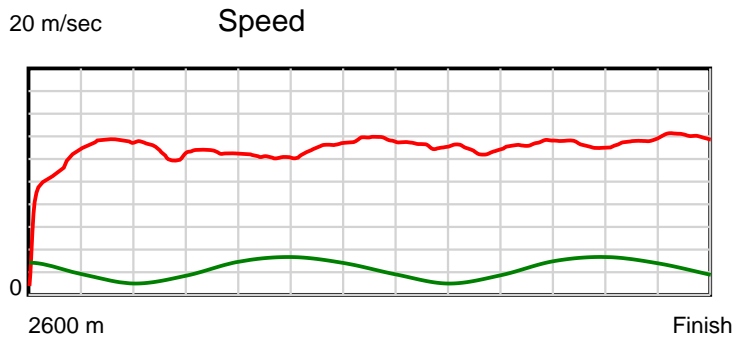
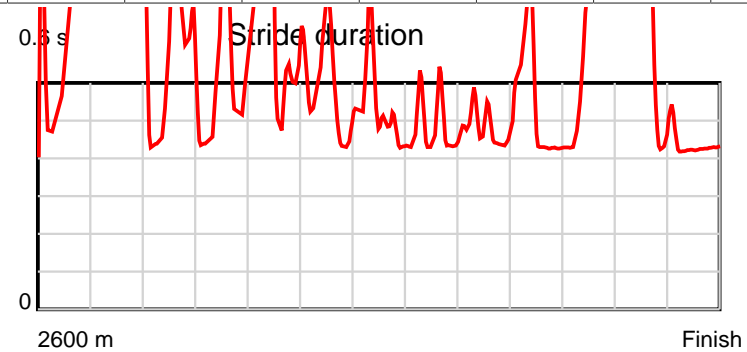
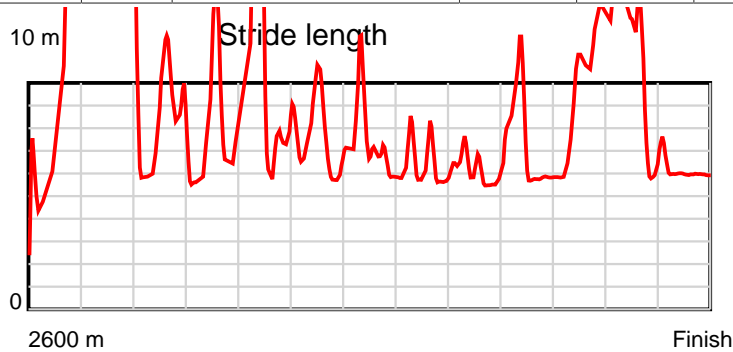
Disclaimer.

HRNZ and NZMTC and Thoroughbred Ratings Pty Ltd accepts no responsibility for the completeness or accuracy of any of the information contained herein, and makes no representations about its suitability for any particular purpose. Users should make their own judgements about those matters and/or seek independent advice. You assume all risks associated with use of the data provided on this page.

Race Results

September 26, 2025, Race 3, TYRE GENERAL HANDICAP TROT, Distance 2600m, Addington - Survey 3200m

Result	TAB no.	Horse (Barrier)	2200m to	2000m to	1800m to	1600m to	1400m to	1200m to	1000m to	800m to	600m to	400m to	200m to	Total or	Margin
7th	1	Holly Highland... (6)	2000m	1800m	1600m	1400m	1200m	1000m	800m	600m	400m	200m	WP	Average	
		Position in running (margin)	5(7.4)	5(6.4)	4(5.6)	6(4.6)	7(7.9)	7(7.3)	7(7.2)	8(7.3)	12(7.7)	11(8.1)	11(8.0)		5.40
		Sectional time (s)	15.95	15.90	16.57	15.35	14.42	15.02	15.59	15.03	15.27	14.72	14.40		
		Cumulative time (s)	168.22	152.27	136.37	119.80	104.45	90.03	75.01	59.42	44.39	29.12	14.40	3:18.94	
		Speed (m/s)	12.54	12.58	12.07	13.03	13.87	13.32	12.83	13.31	13.10	13.59	13.89	13.07	
		Stride length (m)	6.89	7.06	7.26	6.70	6.47	6.00	6.05	6.51	8.23	7.14	5.95	7.28	
		Stride duration (s)	0.549	0.561	0.601	0.514	0.467	0.450	0.471	0.489	0.628	0.526	0.428	0.557	
		Stride efficiency (%)	74.20	77.80	82.28	70.22	65.48	56.17	57.17	66.13	105.87	79.71	55.33	82.90	
		Stride count	29.02	28.34	27.56	29.84	30.90	33.36	33.07	30.74	24.30	28.00	33.61	356.96	



Note: Horizontal distance axis grid lines are 200m furlongs.

Disclaimer.

HRNZ and NZMTC and Thoroughbred Ratings Pty Ltd accepts no responsibility for the completeness or accuracy of any of the information contained herein, and makes no representations about its suitability for any particular purpose. Users should make their own judgements about those matters and/or seek independent advice. You assume all risks associated with use of the data provided on this page.



Race Results



September 26, 2025, Race 3, TYRE GENERAL HANDICAP TROT, Distance 2600m, Addington - Survey 3200m

Result	TAB no.	Horse (Barrier)	2600 to	2400m to
8th	2	Aldebaran Crys... (8)	2400m	2200m
		Position in running (margin)	-	7(6.5)
		Sectional time (s)	16.52	14.66
		Cumulative time (s)	198.96	182.44
		Speed (m/s)	12.10	13.64
		Stride length (m)	5.55	6.16
		Stride duration (s)	0.449	0.452
		Stride efficiency (%)	48.10	59.30
		Stride count	36.05	32.47

Disclaimer.

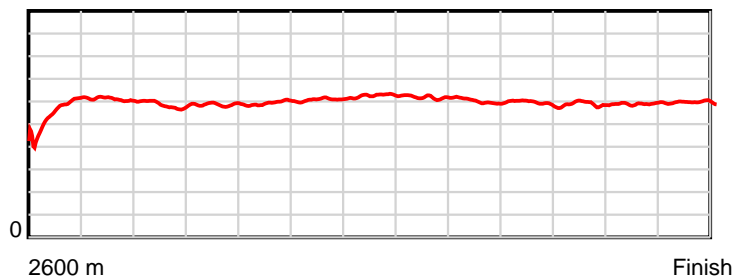
HRNZ and NZMTC and Thoroughbred Ratings Pty Ltd accepts no responsibility for the completeness or accuracy of any of the information contained herein, and makes no representations about its suitability for any particular purpose. Users should make their own judgements about those matters and/or seek independent advice. You assume all risks associated with use of the data provided on this page.

Race Results

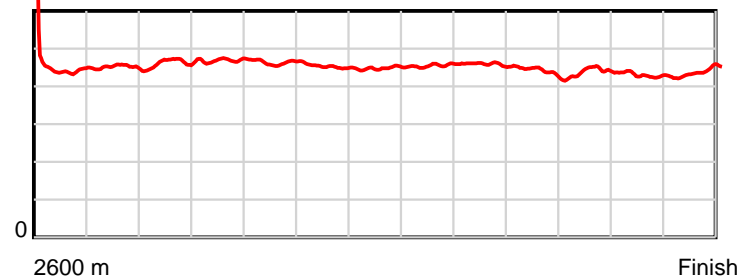
September 26, 2025, Race 3, TYRE GENERAL HANDICAP TROT, Distance 2600m, Addington - Survey 3200m

Result	TAB no.	Horse (Barrier)	2200m to	2000m to	1800m to	1600m to	1400m to	1200m to	1000m to	800m to	600m to	400m to	200m to	Total or	Margin
8th	2	Aldebaran Crys... (8)	2000m	1800m	1600m	1400m	1200m	1000m	800m	600m	400m	200m	WP	Average	
		Position in running (margin)	7(10.0)	7(9.4)	8(9.7)	7(5.6)	6(7.0)	5(5.7)	5(4.3)	5(4.4)	5(3.3)	7(4.8)	6(6.0)		5.50
		Sectional time (s)	16.02	16.08	16.05	15.05	14.29	14.80	15.57	14.78	15.46	14.93	14.75		
		Cumulative time (s)	167.78	151.76	135.68	119.63	104.58	90.29	75.49	59.92	45.14	29.68	14.75	3:18.96	
		Speed (m/s)	12.48	12.44	12.46	13.29	14.00	13.51	12.85	13.53	12.94	13.40	13.56	13.07	
		Stride length (m)	5.75	5.83	5.78	6.02	6.27	6.15	5.89	5.95	5.68	5.75	5.95	5.90	
		Stride duration (s)	0.460	0.469	0.464	0.453	0.448	0.455	0.459	0.440	0.439	0.429	0.439	0.451	
		Stride efficiency (%)	51.63	53.15	52.23	56.64	61.45	59.13	54.24	55.39	50.34	51.67	55.35	54.32	
		Stride count	34.79	34.29	34.60	33.22	31.89	32.51	33.95	33.59	35.24	34.78	33.60	440.98	

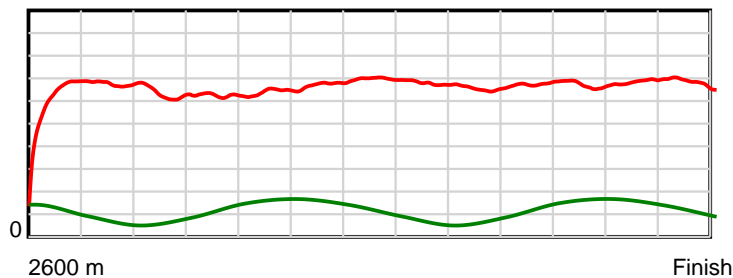
10 m Stride length



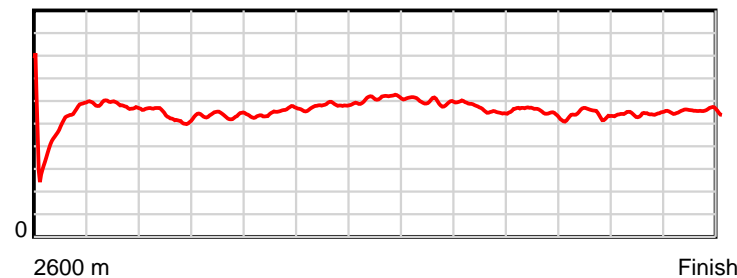
0.6 s Stride duration



20 m/sec Speed



100 % Stride efficiency



Note: Horizontal distance axis grid lines are 200m furlongs.

Disclaimer.

HRNZ and NZMTC and Thoroughbred Ratings Pty Ltd accepts no responsibility for the completeness or accuracy of any of the information contained herein, and makes no representations about its suitability for any particular purpose. Users should make their own judgements about those matters and/or seek independent advice. You assume all risks associated with use of the data provided on this page.



Race Results



September 26, 2025, Race 3, TYRE GENERAL HANDICAP TROT, Distance 2600m, Addington - Survey 3200m

Result	TAB no.	Horse (Barrier)	2600 to	2400m to
9th	9	A Fine Patrick (0)	2400m	2200m
		Position in running (margin)	-	6(4.2)
		Sectional time (s)	16.06	14.73
		Cumulative time (s)	199.23	183.17
		Speed (m/s)	12.45	13.58
		Stride length (m)	5.56	5.93
		Stride duration (s)	0.431	0.436
		Stride efficiency (%)	48.37	54.88
		Stride count	35.95	33.75

Disclaimer.

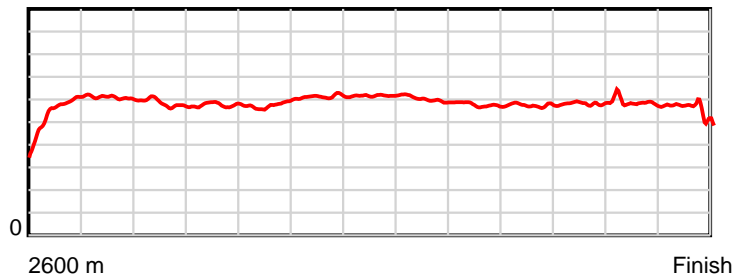
HRNZ and NZMTC and Thoroughbred Ratings Pty Ltd accepts no responsibility for the completeness or accuracy of any of the information contained herein, and makes no representations about its suitability for any particular purpose. Users should make their own judgements about those matters and/or seek independent advice. You assume all risks associated with use of the data provided on this page.

Race Results

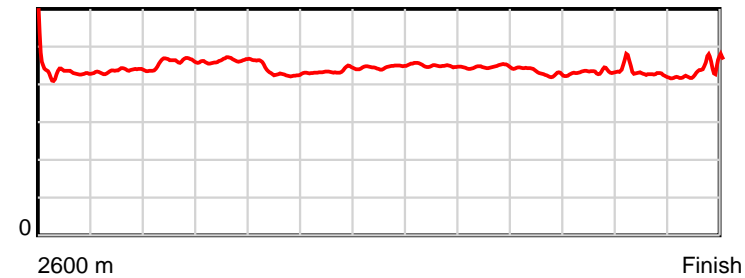
September 26, 2025, Race 3, TYRE GENERAL HANDICAP TROT, Distance 2600m, Addington - Survey 3200m

Result	TAB no.	Horse (Barrier)	2200m to	2000m to	1800m to	1600m to	1400m to	1200m to	1000m to	800m to	600m to	400m to	200m to	Total or	Margin
9th	9	A Fine Patrick (0)	2000m	1800m	1600m	1400m	1200m	1000m	800m	600m	400m	200m	WP	Average	
		Position in running (margin)	6(8.1)	6(7.4)	7(8.0)	3(1.5)	1(0.0)	1(0.0)	1(0.0)	1(0.0)	1(0.0)	1(0.0)	1(0.0)		6.90
		Sectional time (s)	15.99	16.15	15.64	14.56	14.52	15.03	15.56	14.97	15.21	14.73	16.08		
		Cumulative time (s)	168.44	152.45	136.30	120.66	106.10	91.58	76.55	60.99	46.02	30.81	16.08	3:19.23	
		Speed (m/s)	12.51	12.38	12.79	13.74	13.77	13.31	12.85	13.36	13.15	13.58	12.44	13.05	
		Stride length (m)	5.74	5.74	5.56	5.98	6.16	5.98	5.73	5.76	5.70	5.84	5.45	5.77	
		Stride duration (s)	0.459	0.463	0.435	0.435	0.447	0.449	0.446	0.431	0.433	0.430	0.438	0.442	
		Stride efficiency (%)	51.41	51.48	48.31	55.86	59.33	55.84	51.38	51.91	50.72	53.28	46.48	52.08	
		Stride count	34.87	34.85	35.97	33.45	32.46	33.46	34.88	34.70	35.11	34.25	36.67	450.37	

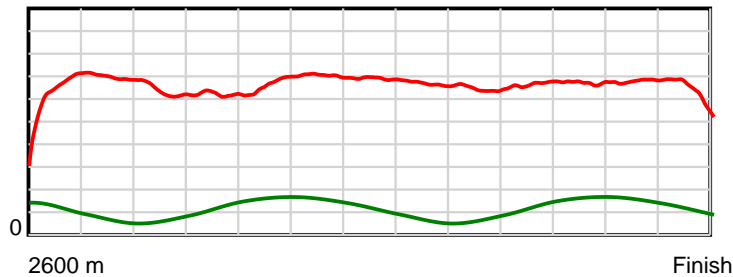
10 m Stride length



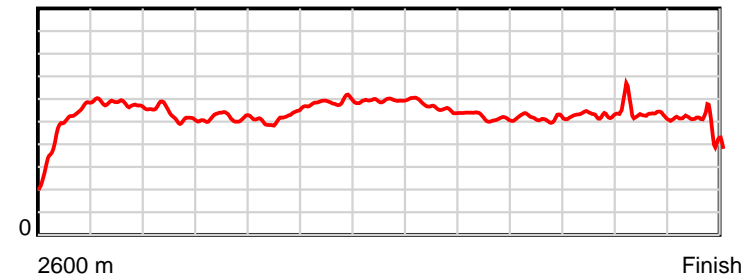
0.6 s Stride duration



20 m/sec Speed



100 % Stride efficiency



Note: Horizontal distance axis grid lines are 200m furlongs.

Disclaimer.

HRNZ and NZMTC and Thoroughbred Ratings Pty Ltd accepts no responsibility for the completeness or accuracy of any of the information contained herein, and makes no representations about its suitability for any particular purpose. Users should make their own judgements about those matters and/or seek independent advice. You assume all risks associated with use of the data provided on this page.



Race Results



September 26, 2025, Race 3, TYRE GENERAL HANDICAP TROT, Distance 2600m, Addington - Survey 3200m

Result	TAB no.	Horse (Barrier)	2600 to	2400m to
10th	12	Nazareth (7)	2400m	2200m
		Position in running (margin)	-	13(17.7)
		Sectional time (s)	18.44	15.42
		Cumulative time (s)	199.49	181.05
		Speed (m/s)	10.84	12.97
		Stride length (m)	5.76	5.92
		Stride duration (s)	0.463	0.457
		Stride efficiency (%)	51.83	54.85
		Stride count	34.73	33.76

Disclaimer.

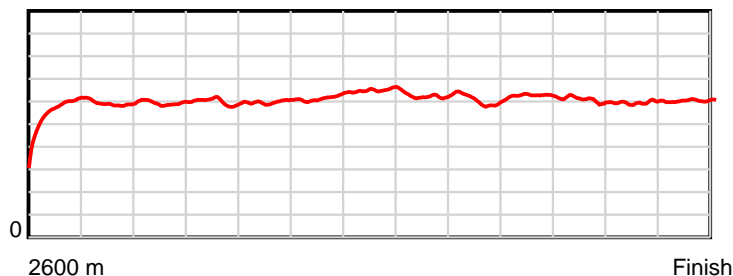
HRNZ and NZMTC and Thoroughbred Ratings Pty Ltd accepts no responsibility for the completeness or accuracy of any of the information contained herein, and makes no representations about its suitability for any particular purpose. Users should make their own judgements about those matters and/or seek independent advice. You assume all risks associated with use of the data provided on this page.

Race Results

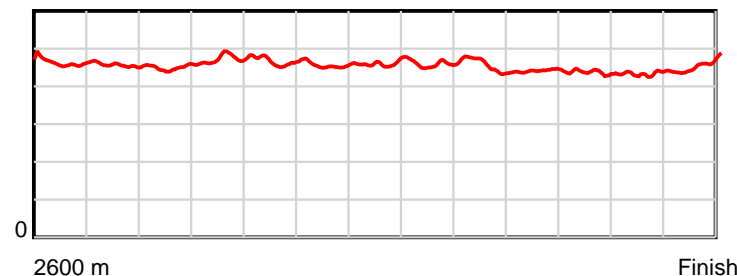
September 26, 2025, Race 3, TYRE GENERAL HANDICAP TROT, Distance 2600m, Addington - Survey 3200m

Result	TAB no.	Horse (Barrier)	2200m to	2000m to	1800m to	1600m to	1400m to	1200m to	1000m to	800m to	600m to	400m to	200m to	Total or	Margin
10th	12	Nazareth (7)	2000m	1800m	1600m	1400m	1200m	1000m	800m	600m	400m	200m	WP	Average	
		Position in running (margin)	13(25.7)	13(19.5)	13(17.9)	13(14.0)	13(15.3)	13(13.0)	13(11.9)	12(10.5)	7(5.0)	6(4.4)	7(6.5)		8.30
		Sectional time (s)	15.08	15.78	16.08	15.02	14.14	14.84	15.33	14.05	15.11	15.07	15.13		
		Cumulative time (s)	165.63	150.55	134.77	118.69	103.67	89.53	74.69	59.36	45.31	30.20	15.13	3:19.49	
		Speed (m/s)	13.26	12.67	12.44	13.32	14.14	13.48	13.05	14.23	13.24	13.27	13.22	13.03	
		Stride length (m)	5.97	5.97	5.81	6.08	6.52	6.18	5.95	6.29	5.77	5.76	6.06	6.00	
		Stride duration (s)	0.450	0.471	0.467	0.457	0.461	0.459	0.456	0.441	0.436	0.434	0.458	0.460	
		Stride efficiency (%)	55.69	55.74	52.79	57.78	66.38	59.72	55.30	61.73	52.07	51.85	57.34	56.17	
		Stride count	33.50	33.49	34.41	32.89	30.69	32.35	33.62	31.82	34.65	34.72	33.02	433.65	

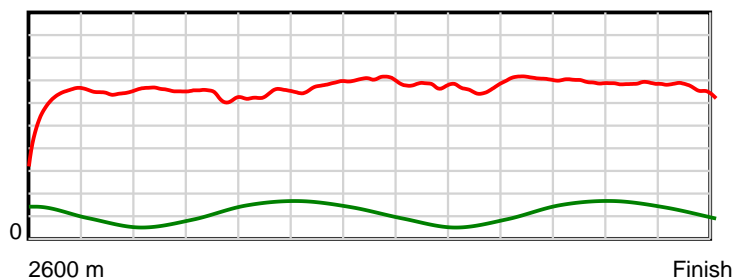
10 m Stride length



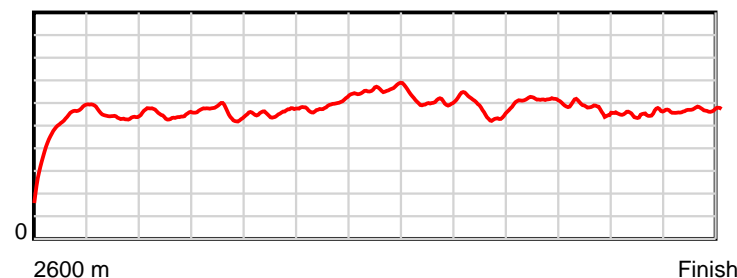
0.6 s Stride duration



20 m/sec Speed



100 % Stride efficiency



Note: Horizontal distance axis grid lines are 200m furlongs.

Disclaimer.

HRNZ and NZMTC and Thoroughbred Ratings Pty Ltd accepts no responsibility for the completeness or accuracy of any of the information contained herein, and makes no representations about its suitability for any particular purpose. Users should make their own judgements about those matters and/or seek independent advice. You assume all risks associated with use of the data provided on this page.



Race Results



September 26, 2025, Race 3, TYRE GENERAL HANDICAP TROT, Distance 2600m, Addington - Survey 3200m

Result	TAB no.	Horse (Barrier)	2600 to	2400m to
11th	7	Mavis Jones (5)	2400m	2200m
		Position in running (margin)	-	10(10.1)
		Sectional time (s)	17.03	15.27
		Cumulative time (s)	199.83	182.80
		Speed (m/s)	11.74	13.10
		Stride length (m)	5.53	5.87
		Stride duration (s)	0.447	0.448
		Stride efficiency (%)	47.72	53.89
		Stride count	36.19	34.06

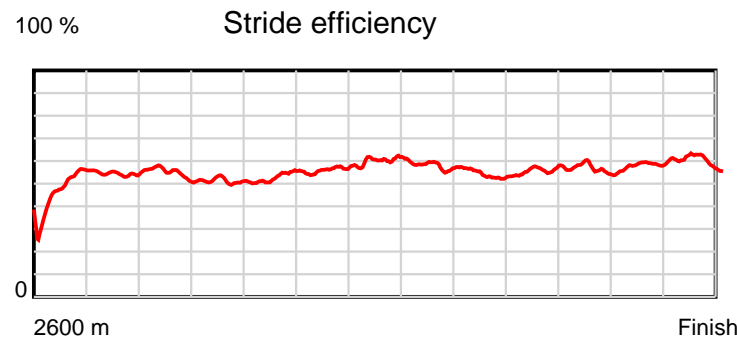
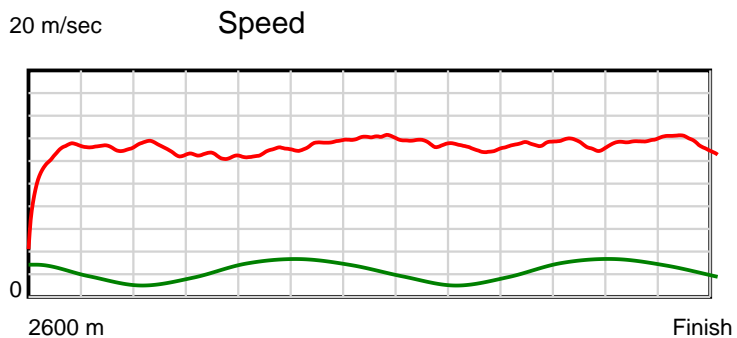
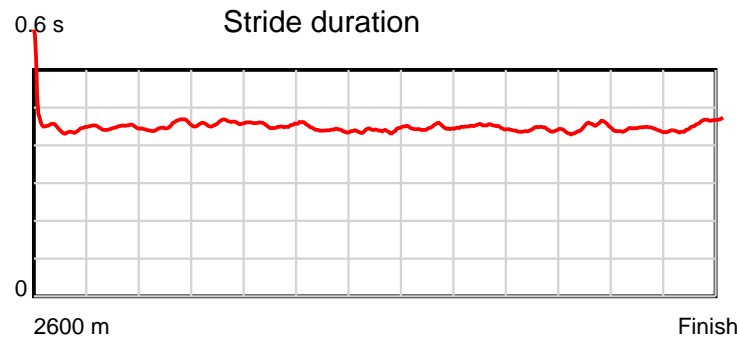
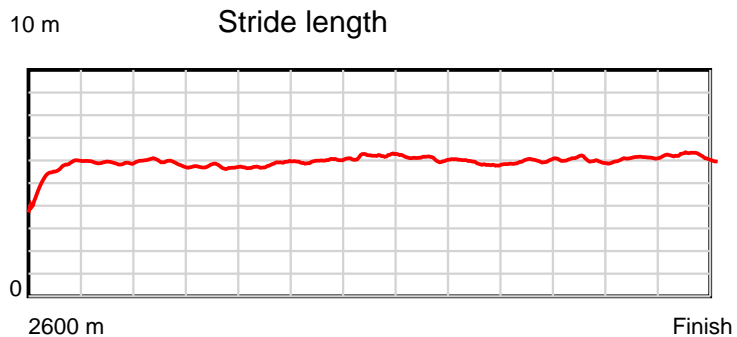
Disclaimer.

HRNZ and NZMTC and Thoroughbred Ratings Pty Ltd accepts no responsibility for the completeness or accuracy of any of the information contained herein, and makes no representations about its suitability for any particular purpose. Users should make their own judgements about those matters and/or seek independent advice. You assume all risks associated with use of the data provided on this page.

Race Results

September 26, 2025, Race 3, TYRE GENERAL HANDICAP TROT, Distance 2600m, Addington - Survey 3200m

Result	TAB no.	Horse (Barrier)	2200m to	2000m to	1800m to	1600m to	1400m to	1200m to	1000m to	800m to	600m to	400m to	200m to	Total or	Margin
11th	7	Mavis Jones (5)	2000m	1800m	1600m	1400m	1200m	1000m	800m	600m	400m	200m	WP	Average	
		Position in running (margin)	10(17.2)	11(13.7)	11(13.8)	11(10.3)	10(11.2)	10(9.6)	9(7.9)	10(8.7)	10(7.1)	12(9.0)	12(10.1)		10.10
		Sectional time (s)	15.51	16.07	16.13	14.97	14.26	14.75	15.69	14.70	15.53	14.92	15.00		
		Cumulative time (s)	167.53	152.02	135.95	119.82	104.85	90.59	75.84	60.15	45.45	29.92	15.00	3:19.83	
		Speed (m/s)	12.89	12.45	12.40	13.36	14.03	13.56	12.75	13.61	12.88	13.40	13.33	13.01	
		Stride length (m)	5.82	5.71	5.62	5.91	6.17	6.05	5.73	6.00	5.75	5.93	6.10	5.86	
		Stride duration (s)	0.452	0.459	0.453	0.442	0.440	0.446	0.450	0.441	0.447	0.442	0.457	0.450	
		Stride efficiency (%)	53.00	50.96	49.39	54.58	59.57	57.15	51.34	56.27	51.74	54.97	58.06	53.59	
		Stride count	34.34	35.02	35.57	33.84	32.39	33.07	34.89	33.33	34.76	33.72	32.81	443.99	



Note: Horizontal distance axis grid lines are 200m furlongs.

Disclaimer.

HRNZ and NZMTC and Thoroughbred Ratings Pty Ltd accepts no responsibility for the completeness or accuracy of any of the information contained herein, and makes no representations about its suitability for any particular purpose. Users should make their own judgements about those matters and/or seek independent advice. You assume all risks associated with use of the data provided on this page.



Race Results



September 26, 2025, Race 3, TYRE GENERAL HANDICAP TROT, Distance 2600m, Addington - Survey 3200m

Result	TAB no.	Horse (Barrier)	2600 to	2400m to
12th	10	Rachmaninov (4)	2400m	2200m
		Position in running (margin)	-	2(0.1)
		Sectional time (s)	15.39	14.26
		Cumulative time (s)	200.04	184.65
		Speed (m/s)	12.99	14.03
		Stride length (m)	6.05	6.54
		Stride duration (s)	0.450	0.466
		Stride efficiency (%)	57.12	66.81
		Stride count	33.08	30.59

Disclaimer.

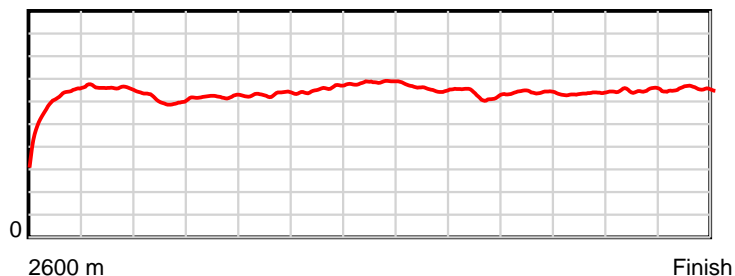
HRNZ and NZMTC and Thoroughbred Ratings Pty Ltd accepts no responsibility for the completeness or accuracy of any of the information contained herein, and makes no representations about its suitability for any particular purpose. Users should make their own judgements about those matters and/or seek independent advice. You assume all risks associated with use of the data provided on this page.

Race Results

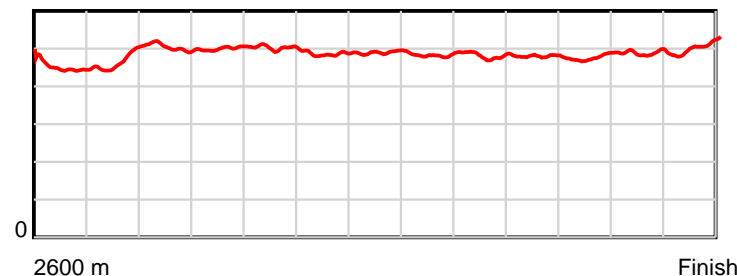
September 26, 2025, Race 3, TYRE GENERAL HANDICAP TROT, Distance 2600m, Addington - Survey 3200m

Result	TAB no.	Horse (Barrier)	2200m to	2000m to	1800m to	1600m to	1400m to	1200m to	1000m to	800m to	600m to	400m to	200m to	Total or	Margin
12th	10	Rachmaninov (4)	2000m	1800m	1600m	1400m	1200m	1000m	800m	600m	400m	200m	WP	Average	
		Position in running (margin)	2(1.1)	4(5.0)	5(5.6)	5(3.4)	4(5.0)	4(3.8)	3(2.3)	2(2.1)	2(2.0)	4(3.8)	9(7.9)		11.20
		Sectional time (s)	16.76	16.14	16.36	15.08	14.31	14.79	15.52	14.95	15.52	15.41	15.55		
		Cumulative time (s)	170.39	153.63	137.49	121.13	106.05	91.74	76.95	61.43	46.48	30.96	15.55	3:20.04	
		Speed (m/s)	11.93	12.39	12.22	13.26	13.98	13.52	12.89	13.38	12.89	12.98	12.86	13.00	
		Stride length (m)	6.01	6.20	6.14	6.45	6.85	6.53	6.20	6.42	6.15	6.34	6.52	6.33	
		Stride duration (s)	0.504	0.500	0.502	0.486	0.490	0.483	0.481	0.479	0.477	0.488	0.507	0.487	
		Stride efficiency (%)	56.49	60.05	58.92	65.06	73.33	66.55	60.01	64.32	59.19	62.77	66.45	62.60	
		Stride count	33.26	32.26	32.57	31.00	29.20	30.65	32.27	31.17	32.50	31.56	30.67	410.78	

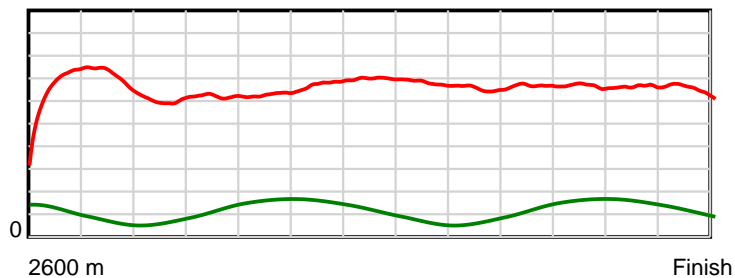
10 m Stride length



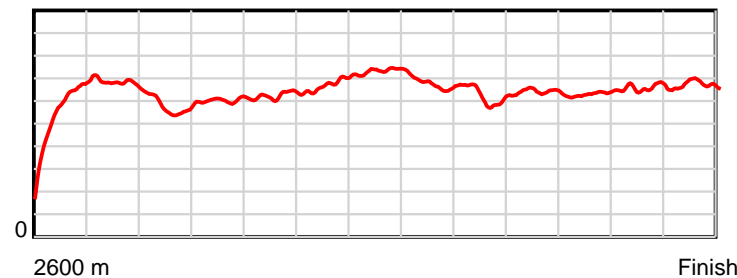
0.6 s Stride duration



20 m/sec Speed



100 % Stride efficiency



Note: Horizontal distance axis grid lines are 200m furlongs.

Disclaimer.

HRNZ and NZMTC and Thoroughbred Ratings Pty Ltd accepts no responsibility for the completeness or accuracy of any of the information contained herein, and makes no representations about its suitability for any particular purpose. Users should make their own judgements about those matters and/or seek independent advice. You assume all risks associated with use of the data provided on this page.



Race Results



September 26, 2025, Race 3, TYRE GENERAL HANDICAP TROT, Distance 2600m, Addington - Survey 3200m

Result	TAB no.	Horse (Barrier)	2600 to	2400m to
13th	13	The Royal Gamb... (9)	2400m	2200m
		Position in running (margin)	-	9(10.1)
		Sectional time (s)	17.13	15.01
		Cumulative time (s)	200.31	183.18
		Speed (m/s)	11.67	13.32
		Stride length (m)	5.80	5.96
		Stride duration (s)	0.443	0.447
		Stride efficiency (%)	52.58	55.44
		Stride count	34.48	33.58

Disclaimer.

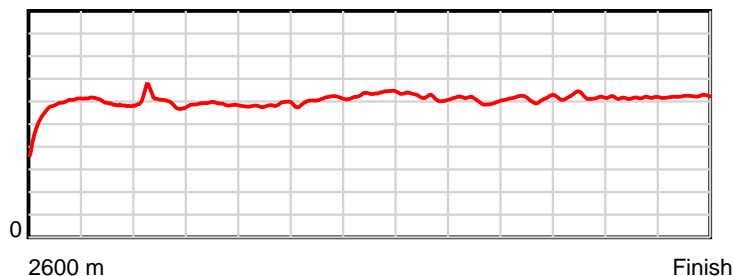
HRNZ and NZMTC and Thoroughbred Ratings Pty Ltd accepts no responsibility for the completeness or accuracy of any of the information contained herein, and makes no representations about its suitability for any particular purpose. Users should make their own judgements about those matters and/or seek independent advice. You assume all risks associated with use of the data provided on this page.

Race Results

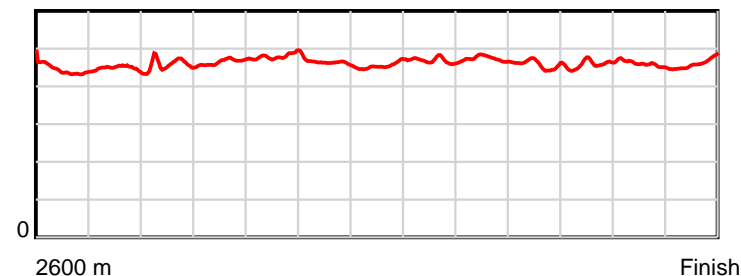
September 26, 2025, Race 3, TYRE GENERAL HANDICAP TROT, Distance 2600m, Addington - Survey 3200m

Result	TAB no.	Horse (Barrier)	2200m to	2000m to	1800m to	1600m to	1400m to	1200m to	1000m to	800m to	600m to	400m to	200m to	Total or	Margin
13th	13	The Royal Gamb... (9)	2000m	1800m	1600m	1400m	1200m	1000m	800m	600m	400m	200m	WP	Average	
		Position in running (margin)	9(15.7)	8(9.8)	6(7.9)	8(6.5)	9(10.2)	9(9.0)	10(9.1)	11(9.2)	13(9.3)	13(10.0)	13(12.7)		12.60
		Sectional time (s)	15.12	15.73	16.49	15.44	14.32	15.04	15.59	14.97	15.34	15.17	14.96		
		Cumulative time (s)	168.17	153.05	137.32	120.83	105.39	91.07	76.03	60.44	45.47	30.13	14.96	3:20.31	
		Speed (m/s)	13.23	12.71	12.13	12.95	13.97	13.30	12.83	13.36	13.04	13.18	13.37	12.98	
		Stride length (m)	6.04	5.91	5.82	6.01	6.36	6.23	6.07	6.12	5.98	6.05	6.21	6.04	
		Stride duration (s)	0.456	0.465	0.480	0.464	0.455	0.468	0.473	0.458	0.459	0.459	0.465	0.465	
		Stride efficiency (%)	56.97	54.63	52.96	56.40	63.19	60.56	57.59	58.53	55.87	57.18	60.31	56.98	
		Stride count	33.12	33.82	34.36	33.29	31.45	32.13	32.95	32.68	33.45	33.06	32.19	430.56	

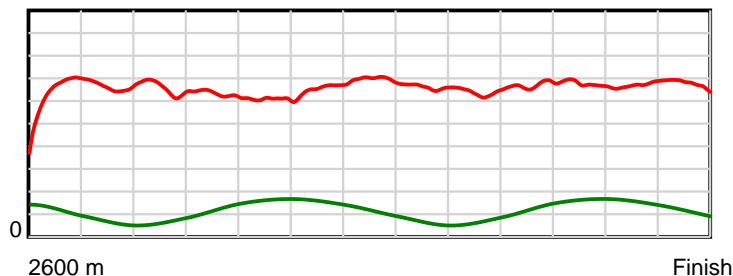
10 m Stride length



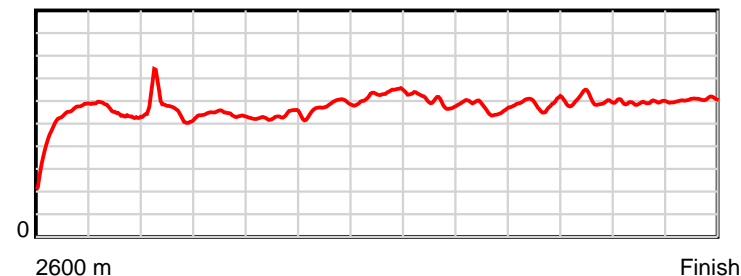
0.6 s Stride duration



20 m/sec Speed



100 % Stride efficiency



Note: Horizontal distance axis grid lines are 200m furlongs.

Disclaimer.

HRNZ and NZMTC and Thoroughbred Ratings Pty Ltd accepts no responsibility for the completeness or accuracy of any of the information contained herein, and makes no representations about its suitability for any particular purpose. Users should make their own judgements about those matters and/or seek independent advice. You assume all risks associated with use of the data provided on this page.



Race Results



September 26, 2025, Race 3, TYRE GENERAL HANDICAP TROT, Distance 2600m, Addington - Survey 3200m

Result	TAB no.	Horse (Barrier)	2600 to	2400m to
14th	6	The Present Ma... (3)	2400m	2200m
		Position in running (margin)	-	14(20.1)
		Sectional time (s)	18.84	15.59
		Cumulative time (s)	201.21	182.37
		Speed (m/s)	10.61	12.83
		Stride length (m)	5.97	6.10
		Stride duration (s)	0.504	0.475
		Stride efficiency (%)	55.67	58.05
		Stride count	33.51	32.81

Disclaimer.

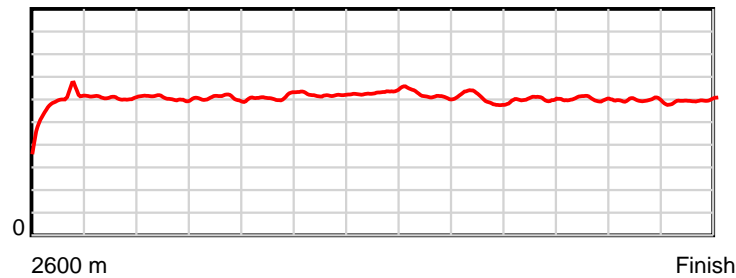
HRNZ and NZMTC and Thoroughbred Ratings Pty Ltd accepts no responsibility for the completeness or accuracy of any of the information contained herein, and makes no representations about its suitability for any particular purpose. Users should make their own judgements about those matters and/or seek independent advice. You assume all risks associated with use of the data provided on this page.

Race Results

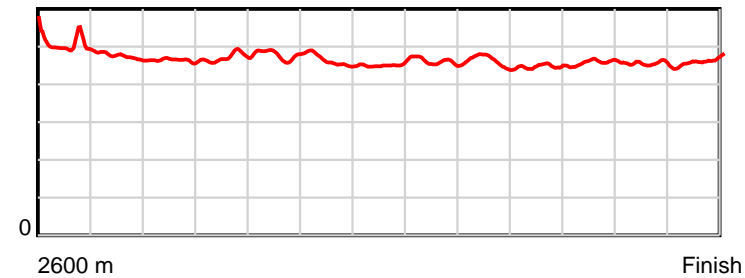
September 26, 2025, Race 3, TYRE GENERAL HANDICAP TROT, Distance 2600m, Addington - Survey 3200m

Result	TAB no.	Horse (Barrier)	2200m to	2000m to	1800m to	1600m to	1400m to	1200m to	1000m to	800m to	600m to	400m to	200m to	Total or	Margin
14th	6	The Present Ma... (3)	2000m	1800m	1600m	1400m	1200m	1000m	800m	600m	400m	200m	WP	Average	
		Position in running (margin)	14(29.2)	14(24.2)	14(20.5)	14(16.3)	14(17.5)	14(15.2)	14(13.9)	14(13.6)	14(12.3)	14(13.0)	14(15.5)		17.30
		Sectional time (s)	15.28	15.42	16.02	15.02	14.14	14.82	15.51	14.75	15.33	15.13	15.36		
		Cumulative time (s)	166.78	151.50	136.08	120.06	105.04	90.90	76.08	60.57	45.82	30.49	15.36	3:21.21	
		Speed (m/s)	13.09	12.97	12.48	13.32	14.14	13.50	12.89	13.56	13.05	13.22	13.02	12.92	
		Stride length (m)	6.07	6.11	5.98	6.15	6.40	6.20	5.94	6.06	5.98	6.00	6.02	6.07	
		Stride duration (s)	0.464	0.471	0.479	0.462	0.452	0.460	0.461	0.447	0.458	0.454	0.463	0.470	
		Stride efficiency (%)	57.54	58.26	55.81	59.17	64.01	60.16	55.15	57.34	55.89	56.30	56.68	57.63	
		Stride count	32.96	32.75	33.47	32.50	31.25	32.23	33.66	33.02	33.44	33.32	33.21	428.13	

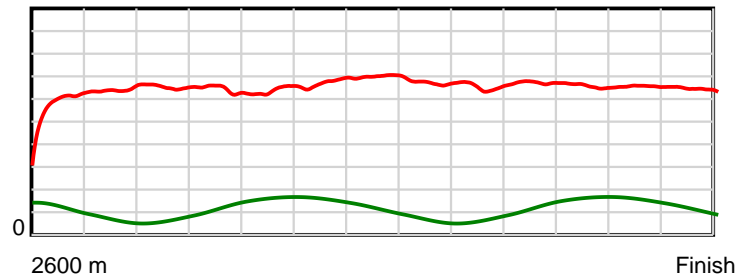
10 m Stride length



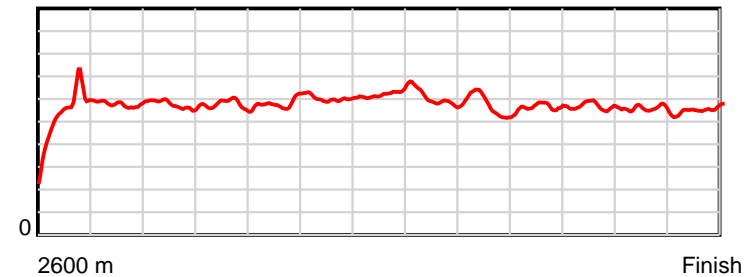
0.6 s Stride duration



20 m/sec Speed



100 % Stride efficiency



Note: Horizontal distance axis grid lines are 200m furlongs.

Disclaimer.

HRNZ and NZMTC and Thoroughbred Ratings Pty Ltd accepts no responsibility for the completeness or accuracy of any of the information contained herein, and makes no representations about its suitability for any particular purpose. Users should make their own judgements about those matters and/or seek independent advice. You assume all risks associated with use of the data provided on this page.