



Race Results

NZ Metropolitan Trotting Club Inc, HRNZ, September 26, 2025

Compilation date: September 26, 2025, 8:43:44 PM (NZST)

Copyright © 2025 HRNZ and NZMTC. All rights reserved.

Trademarks.

StrideMASTER is a registered trademark of Thoroughbred Ratings Pty Ltd.

Disclaimer.

HRNZ and NZMTC and Thoroughbred Ratings Pty Ltd accepts no responsibility for the completeness or accuracy of any of the information contained herein, and makes no representations about its suitability for any particular purpose. Users should make their own judgements about those matters and/or seek independent advice. You assume all risks associated with use of the data provided on this page.



Race Results



September 26, 2025, Race 8, , Distance 2600m, Addington - Survey 3200m

Result	TAB no.	Horse (Barrier)	2600 to	2400m to
1st	4	Father Time (8)	2400m	2200m
		Position in running (margin)	-	3(3.7)
		Sectional time (s)	16.86	14.06
		Cumulative time (s)	196.90	180.04
		Speed (m/s)	11.86	14.22
		Stride length (m)	5.48	5.98
		Stride duration (s)	0.422	0.421
		Stride efficiency (%)	46.85	55.94
		Stride count	36.53	33.43

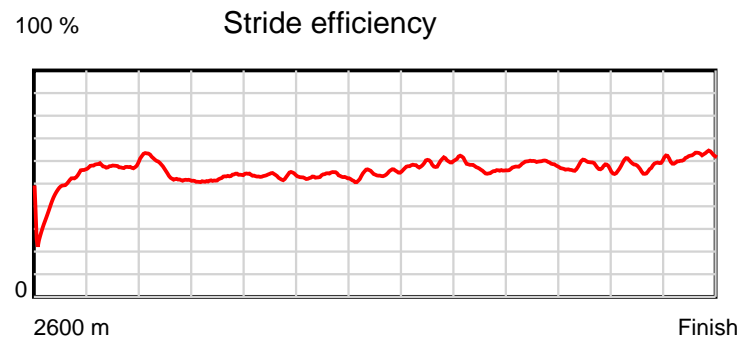
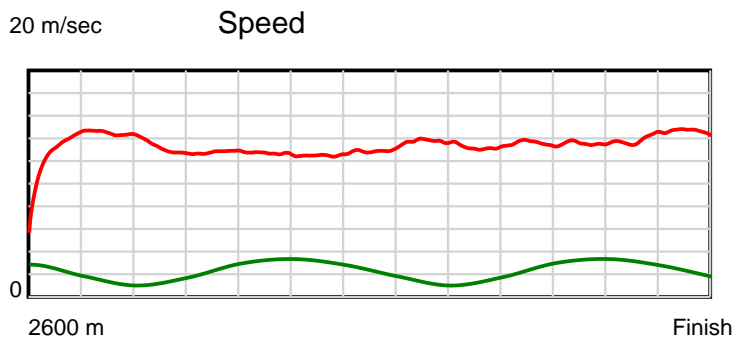
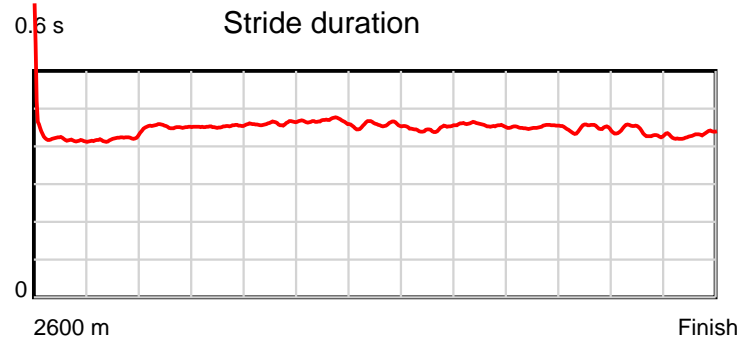
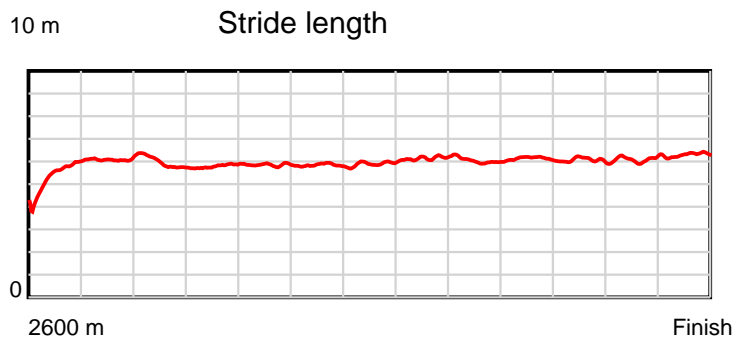
Disclaimer.

HRNZ and NZMTC and Thoroughbred Ratings Pty Ltd accepts no responsibility for the completeness or accuracy of any of the information contained herein, and makes no representations about its suitability for any particular purpose. Users should make their own judgements about those matters and/or seek independent advice. You assume all risks associated with use of the data provided on this page.

Race Results

September 26, 2025, Race 8, , Distance 2600m, Addington - Survey 3200m

Result	TAB no.	Horse (Barrier)	2200m to	2000m to	1800m to	1600m to	1400m to	1200m to	1000m to	800m to	600m to	400m to	200m to	Total or	Margin
1st	4	Father Time (8)	2000m	1800m	1600m	1400m	1200m	1000m	800m	600m	400m	200m	WP	Average	
		Position in running (margin)	2(2.7)	2(4.9)	2(3.9)	2(3.1)	2(1.9)	2(2.1)	2(2.7)	3(2.2)	3(2.0)	3(2.4)	3(1.9)		0.00
		Sectional time (s)	15.35	15.67	15.85	15.93	15.60	14.48	15.30	14.73	14.93	14.43	13.71		
		Cumulative time (s)	165.98	150.63	134.96	119.11	103.18	87.58	73.10	57.80	43.07	28.14	13.71	3:16.90	
		Speed (m/s)	13.03	12.76	12.62	12.55	12.82	13.81	13.07	13.58	13.40	13.86	14.59	13.20	
		Stride length (m)	5.89	5.78	5.82	5.87	5.86	6.17	5.97	6.14	5.98	6.09	6.27	5.94	
		Stride duration (s)	0.452	0.453	0.461	0.467	0.457	0.447	0.456	0.452	0.446	0.440	0.430	0.450	
		Stride efficiency (%)	54.27	52.18	52.92	53.79	53.67	59.50	55.65	58.89	55.83	58.01	61.50	55.12	
		Stride count	33.94	34.61	34.37	34.09	34.13	32.41	33.52	32.58	33.46	32.82	31.88	437.77	



Note: Horizontal distance axis grid lines are 200m furlongs.

Disclaimer.

HRNZ and NZMTC and Thoroughbred Ratings Pty Ltd accepts no responsibility for the completeness or accuracy of any of the information contained herein, and makes no representations about its suitability for any particular purpose. Users should make their own judgements about those matters and/or seek independent advice. You assume all risks associated with use of the data provided on this page.



Race Results



September 26, 2025, Race 8, , Distance 2600m, Addington - Survey 3200m

Result	TAB no.	Horse (Barrier)	2600 to	2400m to
2nd	11	Mighty Logan (5)	2400m	2200m
		Position in running (margin)	-	10(15.3)
		Sectional time (s)	18.69	14.58
		Cumulative time (s)	197.07	178.38
		Speed (m/s)	10.70	13.72
		Stride length (m)	6.35	6.41
		Stride duration (s)	0.464	0.467
		Stride efficiency (%)	63.09	64.18
		Stride count	31.48	31.21

Disclaimer.

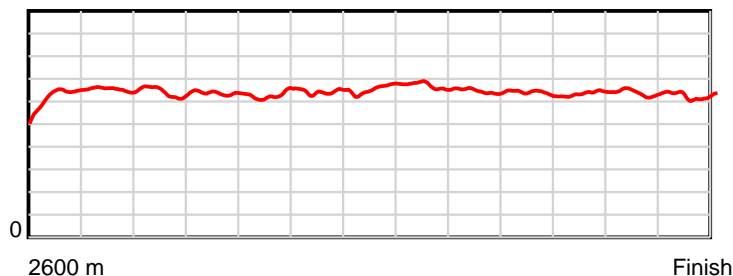
HRNZ and NZMTC and Thoroughbred Ratings Pty Ltd accepts no responsibility for the completeness or accuracy of any of the information contained herein, and makes no representations about its suitability for any particular purpose. Users should make their own judgements about those matters and/or seek independent advice. You assume all risks associated with use of the data provided on this page.

Race Results

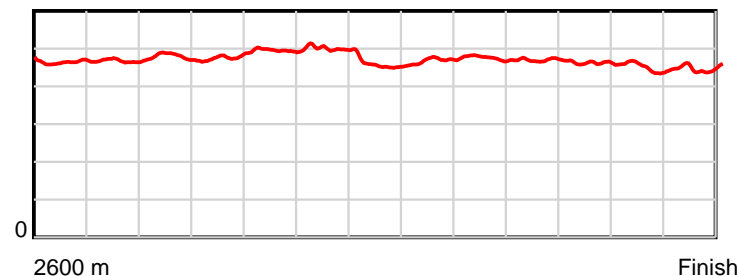
September 26, 2025, Race 8, , Distance 2600m, Addington - Survey 3200m

Result	TAB no.	Horse (Barrier)	2200m to	2000m to	1800m to	1600m to	1400m to	1200m to	1000m to	800m to	600m to	400m to	200m to	Total or	Margin
2nd	11	Mighty Logan (5)	2000m	1800m	1600m	1400m	1200m	1000m	800m	600m	400m	200m	WP	Average	
		Position in running (margin)	10(17.4)	10(20.1)	10(13.5)	10(15.5)	11(13.7)	4(3.5)	3(4.0)	2(2.0)	2(0.8)	2(2.2)	1(0.0)		0.90
		Sectional time (s)	15.44	14.73	16.30	15.83	13.86	14.48	15.06	14.55	15.10	14.14	14.31		
		Cumulative time (s)	163.80	148.36	133.63	117.33	101.50	87.64	73.16	58.10	43.55	28.45	14.31	3:17.07	
		Speed (m/s)	12.95	13.58	12.27	12.63	14.43	13.81	13.28	13.75	13.25	14.14	13.98	13.19	
		Stride length (m)	6.21	6.46	6.07	6.33	6.59	6.48	6.31	6.46	6.11	6.36	6.27	6.34	
		Stride duration (s)	0.479	0.476	0.495	0.501	0.457	0.469	0.475	0.470	0.462	0.449	0.448	0.480	
		Stride efficiency (%)	60.20	65.19	57.59	62.65	67.89	65.65	62.23	65.19	58.41	63.12	61.38	62.73	
		Stride count	32.22	30.96	32.95	31.59	30.34	30.86	31.69	30.96	32.71	31.47	31.91	410.35	

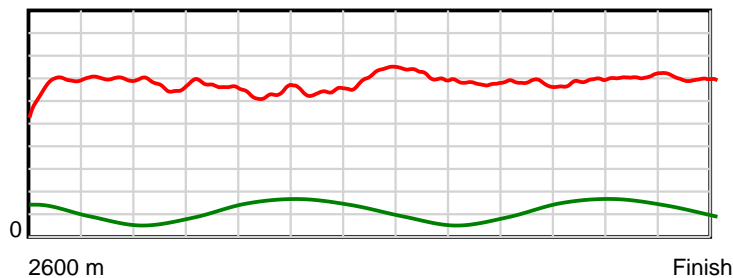
10 m Stride length



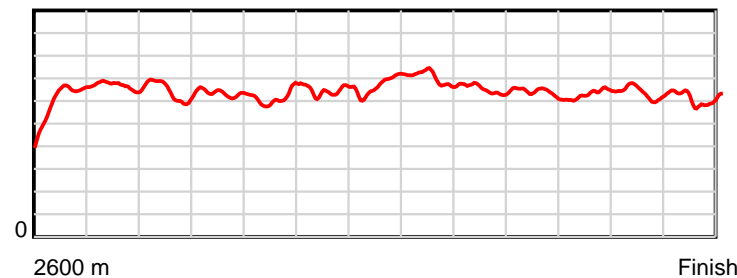
0.6 s Stride duration



20 m/sec Speed



100 % Stride efficiency



Note: Horizontal distance axis grid lines are 200m furlongs.

Disclaimer.

HRNZ and NZMTC and Thoroughbred Ratings Pty Ltd accepts no responsibility for the completeness or accuracy of any of the information contained herein, and makes no representations about its suitability for any particular purpose. Users should make their own judgements about those matters and/or seek independent advice. You assume all risks associated with use of the data provided on this page.



Race Results



September 26, 2025, Race 8, , Distance 2600m, Addington - Survey 3200m

Result	TAB no.	Horse (Barrier)	2600 to	2400m to
3rd	10	Maui (2)	2400m	2200m
		Position in running (margin)	-	7(8.1)
		Sectional time (s)	17.39	14.79
		Cumulative time (s)	197.57	180.18
		Speed (m/s)	11.50	13.52
		Stride length (m)	6.18	6.29
		Stride duration (s)	0.456	0.465
		Stride efficiency (%)	59.70	61.81
		Stride count	32.36	31.80

Disclaimer.

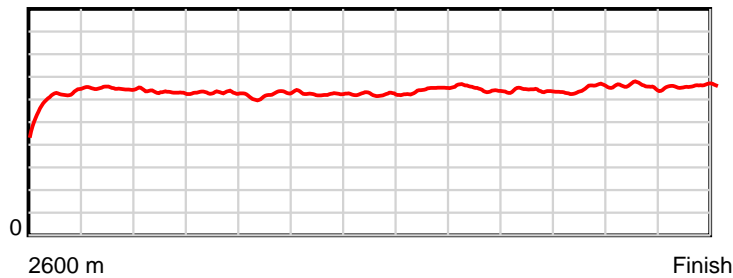
HRNZ and NZMTC and Thoroughbred Ratings Pty Ltd accepts no responsibility for the completeness or accuracy of any of the information contained herein, and makes no representations about its suitability for any particular purpose. Users should make their own judgements about those matters and/or seek independent advice. You assume all risks associated with use of the data provided on this page.

Race Results

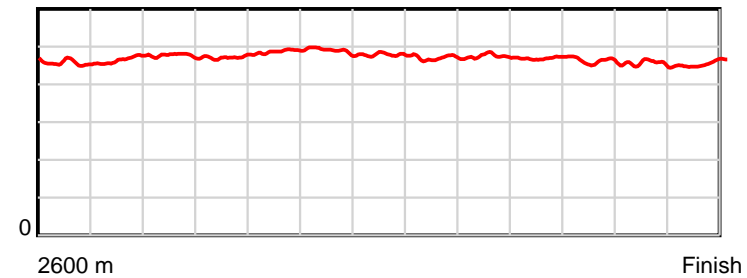
September 26, 2025, Race 8, , Distance 2600m, Addington - Survey 3200m

Result	TAB no.	Horse (Barrier)	2200m to	2000m to	1800m to	1600m to	1400m to	1200m to	1000m to	800m to	600m to	400m to	200m to	Total or	Margin
3rd	10	Maui (2)	2000m	1800m	1600m	1400m	1200m	1000m	800m	600m	400m	200m	WP	Average	
		Position in running (margin)	8(11.5)	8(14.9)	8(9.7)	8(10.1)	8(9.8)	10(8.7)	10(11.7)	10(10.4)	10(10.1)	8(8.5)	7(5.6)		3.50
		Sectional time (s)	15.56	14.96	16.05	16.09	15.38	14.88	15.17	14.71	14.59	14.03	13.97		
		Cumulative time (s)	165.39	149.83	134.87	118.82	102.73	87.35	72.47	57.30	42.59	28.00	13.97	3:17.57	
		Speed (m/s)	12.85	13.37	12.46	12.43	13.00	13.44	13.18	13.60	13.71	14.26	14.32	13.16	
		Stride length (m)	6.12	6.31	6.08	6.08	6.22	6.31	6.25	6.39	6.31	6.50	6.52	6.27	
		Stride duration (s)	0.476	0.472	0.488	0.489	0.478	0.470	0.474	0.470	0.460	0.456	0.456	0.476	
		Stride efficiency (%)	58.47	62.24	57.74	57.75	60.52	62.24	61.07	63.72	62.15	65.92	66.50	61.44	
		Stride count	32.70	31.69	32.90	32.90	32.14	31.69	31.99	31.32	31.71	30.79	30.66	414.65	

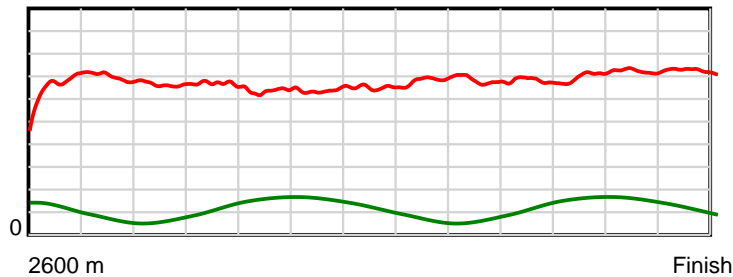
10 m Stride length



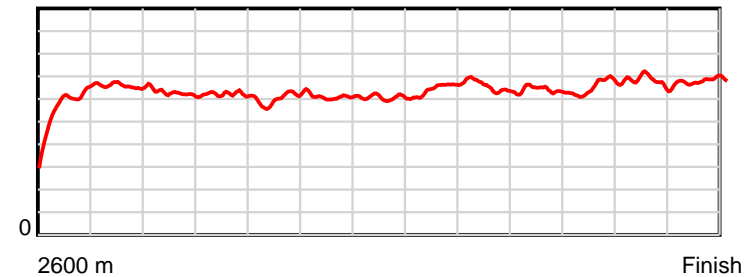
0.6 s Stride duration



20 m/sec Speed



100 % Stride efficiency



Note: Horizontal distance axis grid lines are 200m furlongs.

Disclaimer.

HRNZ and NZMTC and Thoroughbred Ratings Pty Ltd accepts no responsibility for the completeness or accuracy of any of the information contained herein, and makes no representations about its suitability for any particular purpose. Users should make their own judgements about those matters and/or seek independent advice. You assume all risks associated with use of the data provided on this page.



Race Results



September 26, 2025, Race 8, , Distance 2600m, Addington - Survey 3200m

Result	TAB no.	Horse (Barrier)	2600 to	2400m to
4th	3	Ti Amo Belle (6)	2400m	2200m
		Position in running (margin)	-	4(5.8)
		Sectional time (s)	17.08	14.47
		Cumulative time (s)	197.79	180.71
		Speed (m/s)	11.71	13.82
		Stride length (m)	5.69	6.17
		Stride duration (s)	0.443	0.447
		Stride efficiency (%)	50.55	59.53
		Stride count	35.16	32.40

Disclaimer.

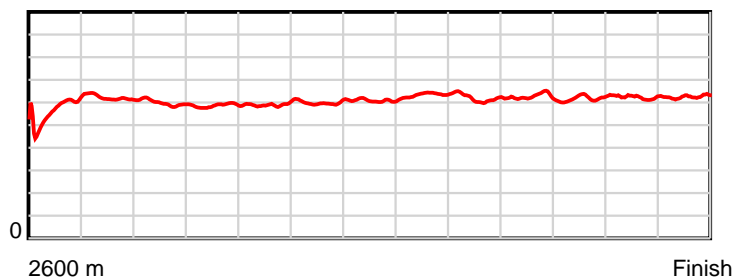
HRNZ and NZMTC and Thoroughbred Ratings Pty Ltd accepts no responsibility for the completeness or accuracy of any of the information contained herein, and makes no representations about its suitability for any particular purpose. Users should make their own judgements about those matters and/or seek independent advice. You assume all risks associated with use of the data provided on this page.

Race Results

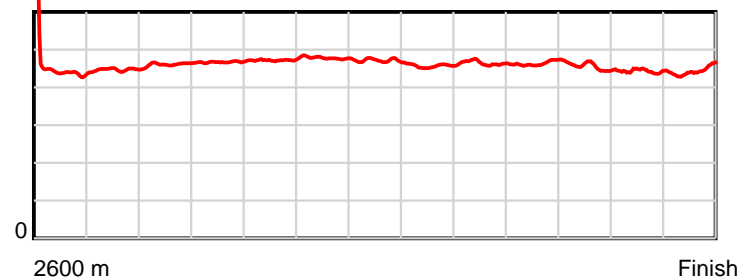
September 26, 2025, Race 8, , Distance 2600m, Addington - Survey 3200m

Result	TAB no.	Horse (Barrier)	2200m to	2000m to	1800m to	1600m to	1400m to	1200m to	1000m to	800m to	600m to	400m to	200m to	Total or	Margin
4th	3	Ti Amo Belle (6)	2000m	1800m	1600m	1400m	1200m	1000m	800m	600m	400m	200m	WP	Average	
		Position in running (margin)	4(7.3)	4(9.7)	7(8.1)	6(7.7)	6(6.8)	7(6.2)	6(7.2)	6(6.4)	6(6.0)	5(6.1)	5(4.7)		4.70
		Sectional time (s)	15.39	15.57	15.91	15.98	15.47	14.53	15.26	14.68	14.89	14.26	14.30		
		Cumulative time (s)	166.24	150.85	135.28	119.37	103.39	87.92	73.39	58.13	43.45	28.56	14.30	3:17.79	
		Speed (m/s)	13.00	12.85	12.57	12.52	12.93	13.76	13.11	13.62	13.43	14.03	13.99	13.15	
		Stride length (m)	5.99	6.00	5.93	5.98	6.09	6.28	6.09	6.32	6.11	6.19	6.21	6.08	
		Stride duration (s)	0.461	0.467	0.472	0.478	0.471	0.457	0.464	0.464	0.455	0.442	0.444	0.462	
		Stride efficiency (%)	56.07	56.19	55.02	55.95	57.98	61.71	57.86	62.44	58.34	59.94	60.35	57.72	
		Stride count	33.39	33.35	33.71	33.42	32.83	31.83	32.87	31.64	32.73	32.29	32.18	427.80	

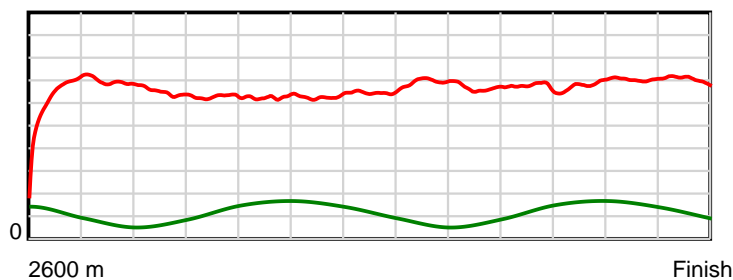
10 m Stride length



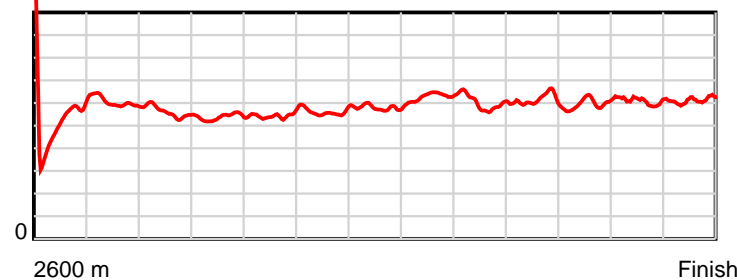
0.6 s Stride duration



20 m/sec Speed



100 % Stride efficiency



Note: Horizontal distance axis grid lines are 200m furlongs.

Disclaimer.

HRNZ and NZMTC and Thoroughbred Ratings Pty Ltd accepts no responsibility for the completeness or accuracy of any of the information contained herein, and makes no representations about its suitability for any particular purpose. Users should make their own judgements about those matters and/or seek independent advice. You assume all risks associated with use of the data provided on this page.



Race Results



September 26, 2025, Race 8, , Distance 2600m, Addington - Survey 3200m

Result	TAB no.	Horse (Barrier)	2600 to	2400m to
5th	8	Bounce N Beyon... (9)	2400m	2200m
		Position in running (margin)	-	9(11.6)
		Sectional time (s)	18.02	14.55
		Cumulative time (s)	197.83	179.81
		Speed (m/s)	11.10	13.75
		Stride length (m)	5.75	6.09
		Stride duration (s)	0.443	0.443
		Stride efficiency (%)	51.67	57.97
		Stride count	34.78	32.84

Disclaimer.

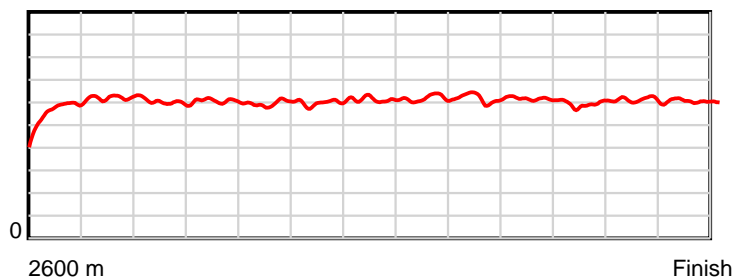
HRNZ and NZMTC and Thoroughbred Ratings Pty Ltd accepts no responsibility for the completeness or accuracy of any of the information contained herein, and makes no representations about its suitability for any particular purpose. Users should make their own judgements about those matters and/or seek independent advice. You assume all risks associated with use of the data provided on this page.

Race Results

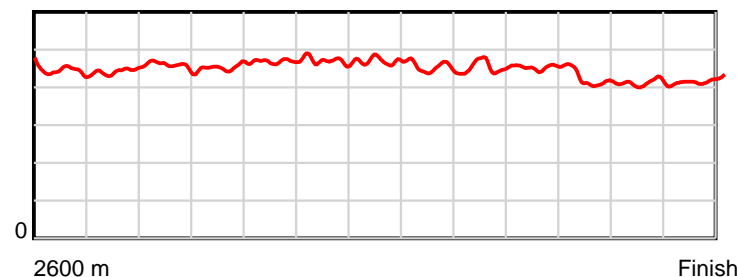
September 26, 2025, Race 8, , Distance 2600m, Addington - Survey 3200m

Result	TAB no.	Horse (Barrier)	2200m to	2000m to	1800m to	1600m to	1400m to	1200m to	1000m to	800m to	600m to	400m to	200m to	Total or	Margin
5th	8	Bounce N Beyon... (9)	2000m	1800m	1600m	1400m	1200m	1000m	800m	600m	400m	200m	WP	Average	
		Position in running (margin)	9(13.5)	9(16.9)	9(11.7)	9(12.3)	10(11.6)	11(10.7)	11(13.8)	11(12.3)	11(12.3)	11(10.9)	9(7.1)		4.90
		Sectional time (s)	15.56	14.96	16.08	16.02	15.40	14.90	15.15	14.75	14.64	13.85	13.95		
		Cumulative time (s)	165.26	149.70	134.74	118.66	102.64	87.24	72.34	57.19	42.44	27.80	13.95	3:17.83	
		Speed (m/s)	12.85	13.37	12.44	12.48	12.99	13.42	13.20	13.56	13.66	14.44	14.34	13.14	
		Stride length (m)	5.88	6.07	5.83	5.88	6.10	6.06	6.01	6.15	5.71	5.94	6.01	5.96	
		Stride duration (s)	0.458	0.454	0.469	0.471	0.470	0.452	0.455	0.454	0.418	0.411	0.419	0.453	
		Stride efficiency (%)	54.02	57.56	53.14	54.12	58.22	57.43	56.39	59.11	51.02	55.11	56.37	55.46	
		Stride count	34.02	32.95	34.30	33.99	32.77	32.99	33.29	32.52	35.00	33.68	33.30	436.43	

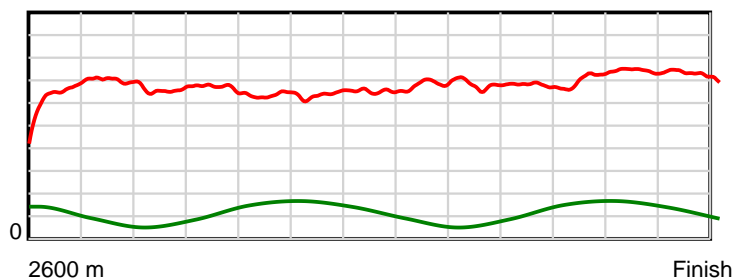
10 m Stride length



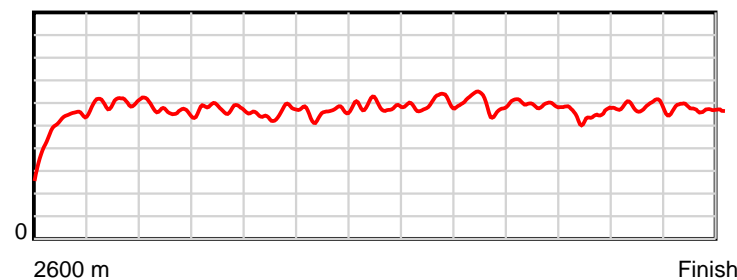
0.6 s Stride duration



20 m/sec Speed



100 % Stride efficiency



Note: Horizontal distance axis grid lines are 200m furlongs.

Disclaimer.

HRNZ and NZMTC and Thoroughbred Ratings Pty Ltd accepts no responsibility for the completeness or accuracy of any of the information contained herein, and makes no representations about its suitability for any particular purpose. Users should make their own judgements about those matters and/or seek independent advice. You assume all risks associated with use of the data provided on this page.



Race Results



September 26, 2025, Race 8, , Distance 2600m, Addington - Survey 3200m

Result	TAB no.	Horse (Barrier)	2600 to	2400m to
6th	1	Cormoran Strik... (4)	2400m	2200m
		Position in running (margin)	-	2(3.7)
		Sectional time (s)	16.84	14.31
		Cumulative time (s)	197.89	181.05
		Speed (m/s)	11.88	13.98
		Stride length (m)	5.60	6.39
		Stride duration (s)	0.459	0.458
		Stride efficiency (%)	48.99	63.89
		Stride count	35.72	31.28

Disclaimer.

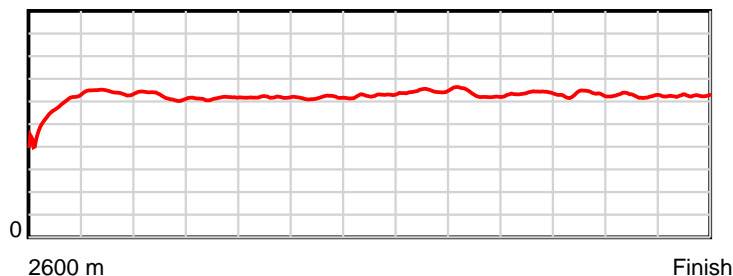
HRNZ and NZMTC and Thoroughbred Ratings Pty Ltd accepts no responsibility for the completeness or accuracy of any of the information contained herein, and makes no representations about its suitability for any particular purpose. Users should make their own judgements about those matters and/or seek independent advice. You assume all risks associated with use of the data provided on this page.

Race Results

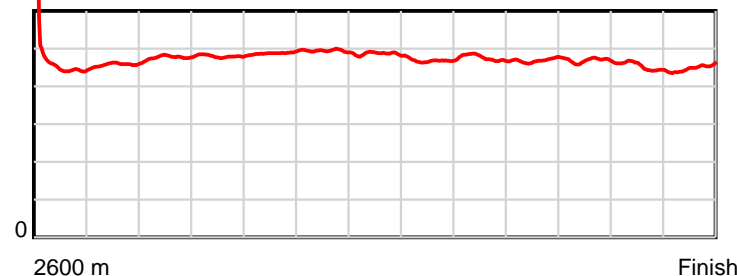
September 26, 2025, Race 8, , Distance 2600m, Addington - Survey 3200m

Result	TAB no.	Horse (Barrier)	2200m to	2000m to	1800m to	1600m to	1400m to	1200m to	1000m to	800m to	600m to	400m to	200m to	Total or	Margin
6th	1	Cormoran Strik... (4)	2000m	1800m	1600m	1400m	1200m	1000m	800m	600m	400m	200m	WP	Average	
		Position in running (margin)	3(4.2)	3(6.9)	4(5.5)	4(4.8)	4(4.5)	5(4.2)	4(5.0)	4(3.9)	4(3.6)	4(4.3)	4(3.7)		5.20
		Sectional time (s)	15.45	15.59	15.86	16.09	15.51	14.51	15.22	14.70	14.98	14.40	14.43		
		Cumulative time (s)	166.74	151.29	135.70	119.84	103.75	88.24	73.73	58.51	43.81	28.83	14.43	3:17.89	
		Speed (m/s)	12.94	12.83	12.61	12.43	12.89	13.78	13.14	13.61	13.35	13.89	13.86	13.14	
		Stride length (m)	6.17	6.15	6.16	6.15	6.27	6.44	6.25	6.38	6.26	6.28	6.24	6.20	
		Stride duration (s)	0.477	0.480	0.488	0.494	0.486	0.468	0.476	0.469	0.469	0.452	0.450	0.472	
		Stride efficiency (%)	59.56	59.19	59.24	59.05	61.42	64.90	61.12	63.66	61.19	61.61	60.80	60.16	
		Stride count	32.40	32.50	32.48	32.54	31.90	31.03	31.98	31.34	31.96	31.85	32.06	419.04	

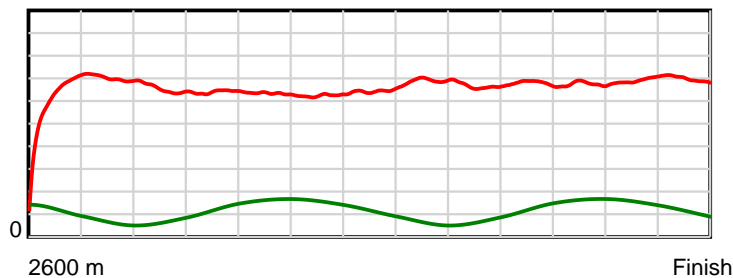
10 m Stride length



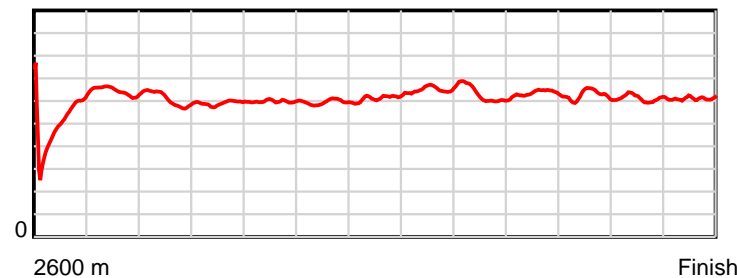
0.6 s Stride duration



20 m/sec Speed



100 % Stride efficiency



Note: Horizontal distance axis grid lines are 200m furlongs.

Disclaimer.

HRNZ and NZMTC and Thoroughbred Ratings Pty Ltd accepts no responsibility for the completeness or accuracy of any of the information contained herein, and makes no representations about its suitability for any particular purpose. Users should make their own judgements about those matters and/or seek independent advice. You assume all risks associated with use of the data provided on this page.



Race Results



September 26, 2025, Race 8, , Distance 2600m, Addington - Survey 3200m

Result	TAB no.	Horse (Barrier)	2600 to	2400m to
7th	7	Gold Bullion (3)	2400m	2200m
		Position in running (margin)	-	8(9.0)
		Sectional time (s)	17.59	14.51
		Cumulative time (s)	198.06	180.47
		Speed (m/s)	11.37	13.78
		Stride length (m)	2692.26	28.87
		Stride duration (s)	200.086	2.094
		Stride efficiency (%)	11326580.0	1302.45
		Stride count	0.07	6.93

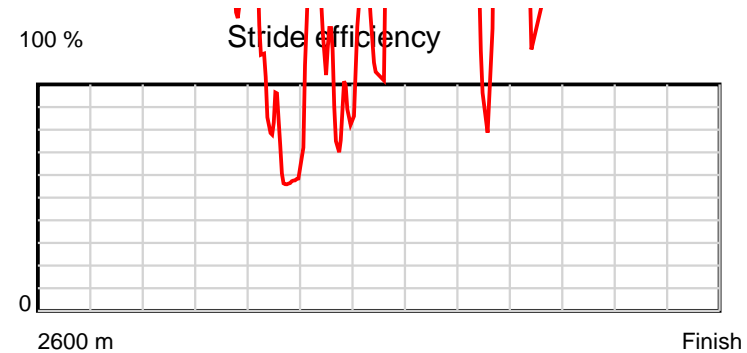
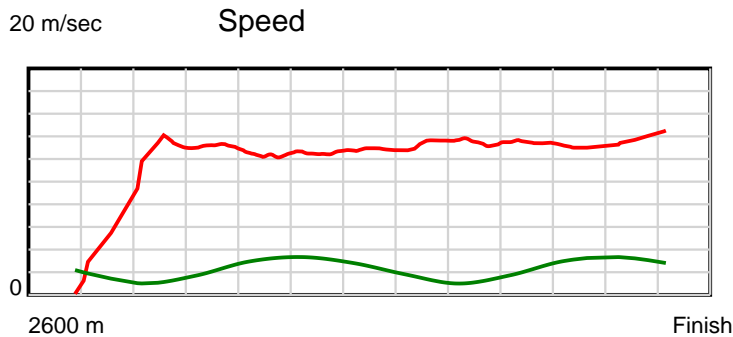
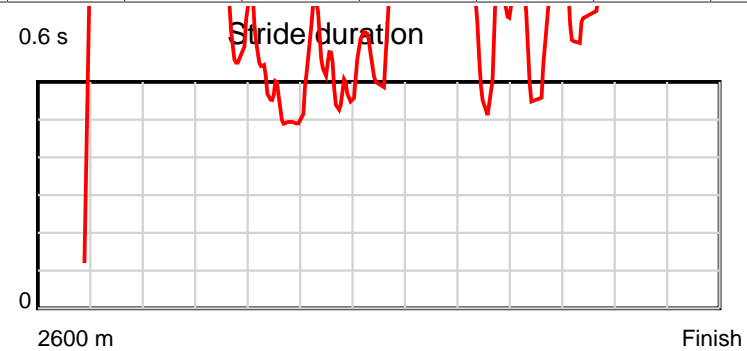
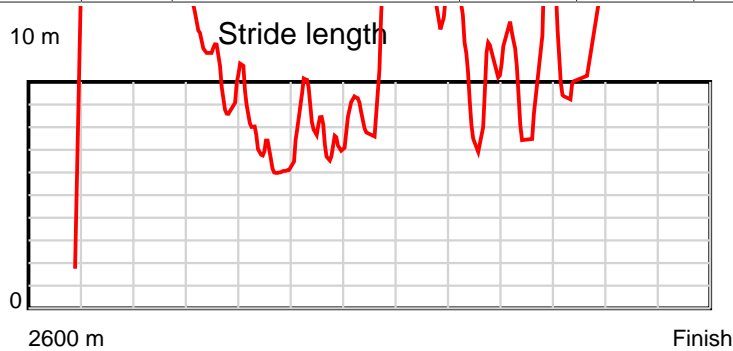
Disclaimer.

HRNZ and NZMTC and Thoroughbred Ratings Pty Ltd accepts no responsibility for the completeness or accuracy of any of the information contained herein, and makes no representations about its suitability for any particular purpose. Users should make their own judgements about those matters and/or seek independent advice. You assume all risks associated with use of the data provided on this page.

Race Results

September 26, 2025, Race 8, , Distance 2600m, Addington - Survey 3200m

Result	TAB no.	Horse (Barrier)	2200m to	2000m to	1800m to	1600m to	1400m to	1200m to	1000m to	800m to	600m to	400m to	200m to	Total or	Margin
7th	7	Gold Bullion (3)	2000m	1800m	1600m	1400m	1200m	1000m	800m	600m	400m	200m	WP	Average	
		Position in running (margin)	7(10.7)	7(12.9)	6(7.6)	7(9.1)	7(8.1)	8(6.6)	9(9.6)	9(8.6)	9(8.5)	9(8.9)	6(5.6)		6.10
		Sectional time (s)	15.35	14.94	16.22	15.98	15.31	14.88	15.23	14.74	14.93	13.96	14.42		
		Cumulative time (s)	165.96	150.61	135.67	119.45	103.47	88.16	73.28	58.05	43.31	28.38	14.42	3:18.06	
		Speed (m/s)	13.03	13.39	12.33	12.52	13.06	13.44	13.13	13.57	13.40	14.33	13.87	13.13	
		Stride length (m)	15.85	8.73	6.35	7.15	8.73	9.26	7.75	7.37	11.82	15.39	6.00	9.90	
		Stride duration (s)	1.216	0.653	0.515	0.571	0.668	0.689	0.590	0.543	0.883	1.074	0.433	0.754	
		Stride efficiency (%)	392.33	119.20	62.98	79.87	118.99	134.09	93.79	84.97	218.50	370.20	56.25	153.09	
		Stride count	12.62	22.90	31.50	27.97	22.92	21.59	25.82	27.12	16.91	12.99	33.34	262.68	



Note: Horizontal distance axis grid lines are 200m furlongs.

Disclaimer.

HRNZ and NZMTC and Thoroughbred Ratings Pty Ltd accepts no responsibility for the completeness or accuracy of any of the information contained herein, and makes no representations about its suitability for any particular purpose. Users should make their own judgements about those matters and/or seek independent advice. You assume all risks associated with use of the data provided on this page.



Race Results



September 26, 2025, Race 8, , Distance 2600m, Addington - Survey 3200m

Result	TAB no.	Horse (Barrier)	2600 to	2400m to
8th	2	Kawhi (7)	2400m	2200m
		Position in running (margin)	-	1(0.0)
		Sectional time (s)	16.32	14.23
		Cumulative time (s)	198.78	182.46
		Speed (m/s)	12.26	14.05
		Stride length (m)	6.05	6.64
		Stride duration (s)	0.487	0.472
		Stride efficiency (%)	57.20	68.83
		Stride count	33.06	30.13

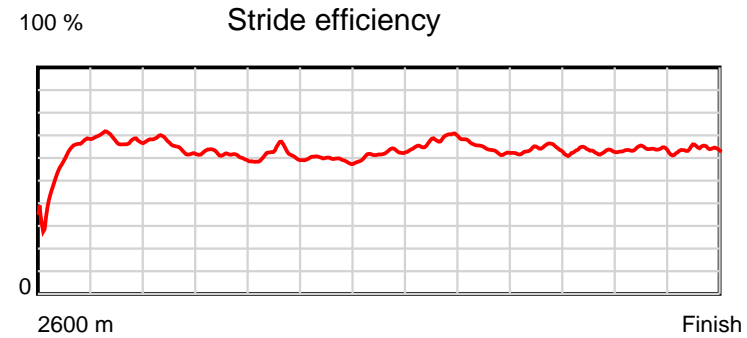
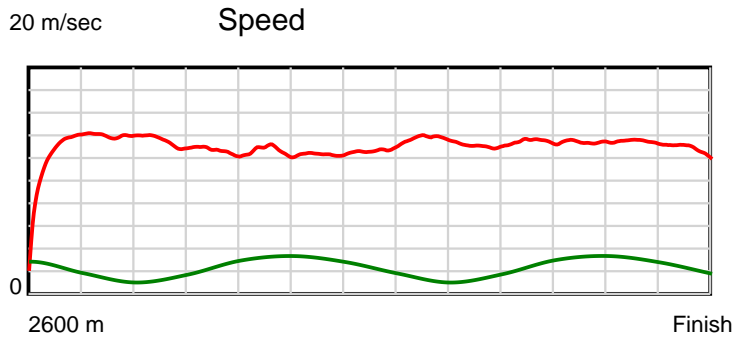
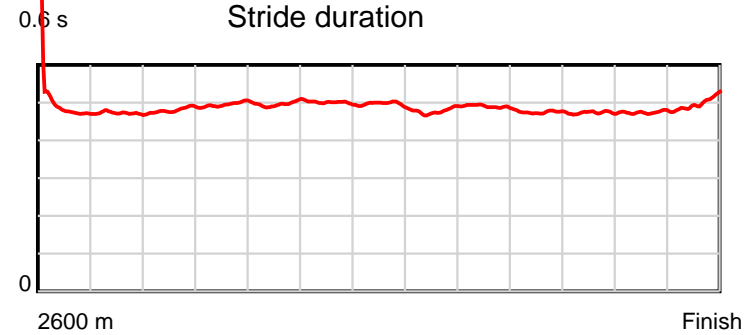
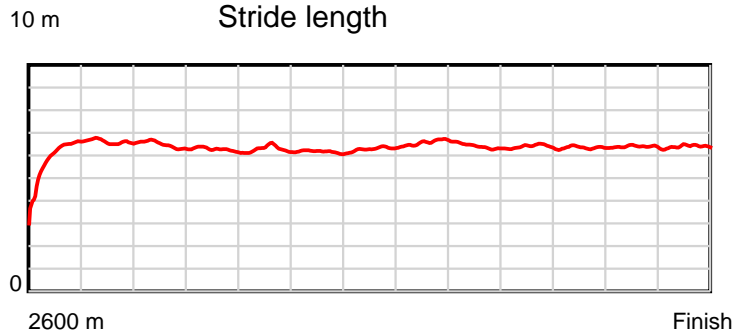
Disclaimer.

HRNZ and NZMTC and Thoroughbred Ratings Pty Ltd accepts no responsibility for the completeness or accuracy of any of the information contained herein, and makes no representations about its suitability for any particular purpose. Users should make their own judgements about those matters and/or seek independent advice. You assume all risks associated with use of the data provided on this page.

Race Results

September 26, 2025, Race 8, , Distance 2600m, Addington - Survey 3200m

Result	TAB no.	Horse (Barrier)	2200m to	2000m to	1800m to	1600m to	1400m to	1200m to	1000m to	800m to	600m to	400m to	200m to	Total or	Margin
8th	2	Kawhi (7)	2000m	1800m	1600m	1400m	1200m	1000m	800m	600m	400m	200m	WP	Average	
		Position in running (margin)	1(0.0)	1(0.0)	1(0.0)	1(0.0)	1(0.0)	1(0.0)	1(0.0)	1(0.0)	1(0.0)	1(0.0)	2(1.6)		9.90
		Sectional time (s)	14.99	15.83	15.97	16.13	15.56	14.38	15.40	14.75	14.87	14.76	15.59		
		Cumulative time (s)	168.23	153.24	137.41	121.44	105.31	89.75	75.37	59.97	45.22	30.35	15.59	3:18.78	
		Speed (m/s)	13.34	12.63	12.52	12.40	12.85	13.91	12.99	13.56	13.45	13.55	12.83	13.08	
		Stride length (m)	6.41	6.26	6.22	6.20	6.37	6.65	6.36	6.43	6.37	6.42	6.44	6.37	
		Stride duration (s)	0.481	0.496	0.497	0.500	0.496	0.478	0.490	0.474	0.473	0.474	0.502	0.487	
		Stride efficiency (%)	64.25	61.31	60.49	60.05	63.50	69.08	63.23	64.56	63.38	64.49	64.89	63.37	
		Stride count	31.19	31.93	32.15	32.26	31.37	30.08	31.44	31.11	31.40	31.13	31.04	408.29	



Note: Horizontal distance axis grid lines are 200m furlongs.

Disclaimer.

HRNZ and NZMTC and Thoroughbred Ratings Pty Ltd accepts no responsibility for the completeness or accuracy of any of the information contained herein, and makes no representations about its suitability for any particular purpose. Users should make their own judgements about those matters and/or seek independent advice. You assume all risks associated with use of the data provided on this page.



Race Results



September 26, 2025, Race 8, , Distance 2600m, Addington - Survey 3200m

Result	TAB no.	Horse (Barrier)	2600 to	2400m to
9th	9	Tyron Eros (1)	2400m	2200m
		Position in running (margin)	-	11(25.8)
		Sectional time (s)	20.43	14.16
		Cumulative time (s)	199.25	178.82
		Speed (m/s)	9.79	14.12
		Stride length (m)	5.34	6.20
		Stride duration (s)	0.447	0.439
		Stride efficiency (%)	44.52	60.11
		Stride count	37.47	32.25

Disclaimer.

HRNZ and NZMTC and Thoroughbred Ratings Pty Ltd accepts no responsibility for the completeness or accuracy of any of the information contained herein, and makes no representations about its suitability for any particular purpose. Users should make their own judgements about those matters and/or seek independent advice. You assume all risks associated with use of the data provided on this page.



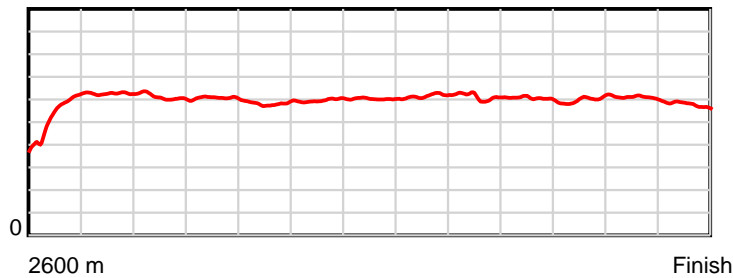
Race Results



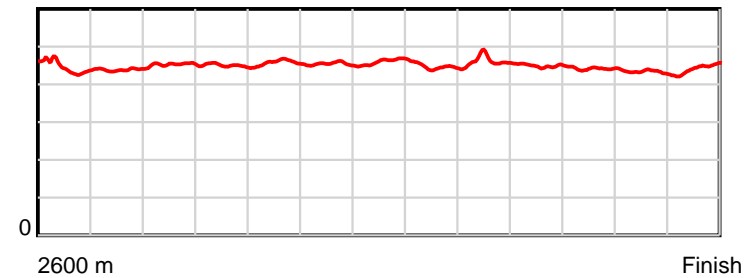
September 26, 2025, Race 8, , Distance 2600m, Addington - Survey 3200m

Result	TAB no.	Horse (Barrier)	2200m to	2000m to	1800m to	1600m to	1400m to	1200m to	1000m to	800m to	600m to	400m to	200m to	Total or	Margin
9th	9	Tyron Eros (1)	2000m	1800m	1600m	1400m	1200m	1000m	800m	600m	400m	200m	WP	Average	
		Position in running (margin)	11(25.4)	11(25.1)	11(18.4)	11(16.6)	9(10.2)	9(8.3)	8(9.0)	8(7.9)	8(7.6)	6(7.6)	8(6.9)		12.30
		Sectional time (s)	14.95	14.71	15.68	15.06	15.25	14.49	15.21	14.70	14.87	14.39	15.35		
		Cumulative time (s)	164.66	149.71	135.00	119.32	104.26	89.01	74.52	59.31	44.61	29.74	15.35	3:19.25	
		Speed (m/s)	13.38	13.60	12.76	13.28	13.11	13.80	13.15	13.61	13.45	13.90	13.03	13.05	
		Stride length (m)	6.06	6.12	5.84	6.03	6.04	6.16	6.07	6.11	5.94	6.02	5.77	5.97	
		Stride duration (s)	0.453	0.450	0.458	0.454	0.460	0.447	0.462	0.449	0.442	0.433	0.443	0.457	
		Stride efficiency (%)	57.36	58.51	53.24	56.85	56.95	59.39	57.58	58.41	55.15	56.62	51.99	55.66	
		Stride count	33.01	32.68	34.26	33.16	33.13	32.44	32.95	32.71	33.67	33.23	34.68	435.64	

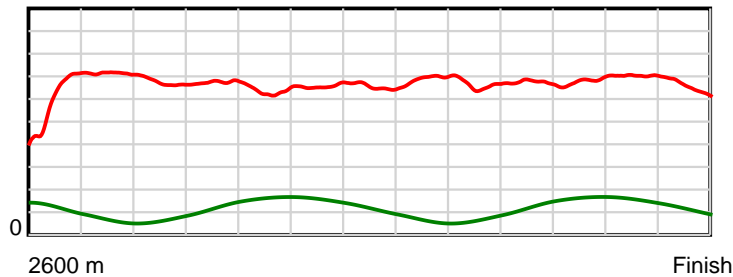
10 m Stride length



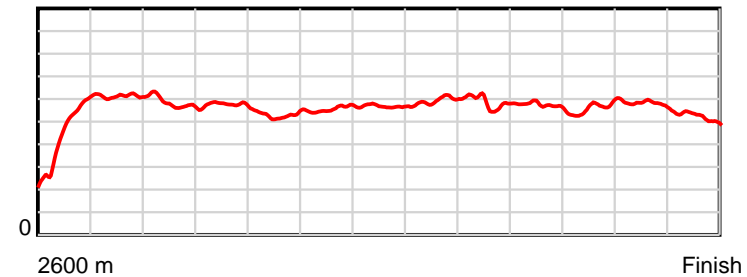
0.6 s Stride duration



20 m/sec Speed



100 % Stride efficiency



Note: Horizontal distance axis grid lines are 200m furlongs.

Disclaimer.

HRNZ and NZMTC and Thoroughbred Ratings Pty Ltd accepts no responsibility for the completeness or accuracy of any of the information contained herein, and makes no representations about its suitability for any particular purpose. Users should make their own judgements about those matters and/or seek independent advice. You assume all risks associated with use of the data provided on this page.



Race Results



September 26, 2025, Race 8, , Distance 2600m, Addington - Survey 3200m

Result	TAB no.	Horse (Barrier)	2600 to	2400m to
10th	5	Roydon Muscle (10)	2400m	2200m
		Position in running (margin)	-	6(7.3)
		Sectional time (s)	17.48	14.46
		Cumulative time (s)	200.12	182.64
		Speed (m/s)	11.44	13.83
		Stride length (m)	6.12	6.45
		Stride duration (s)	0.479	0.466
		Stride efficiency (%)	58.57	65.07
		Stride count	32.67	30.99

Disclaimer.

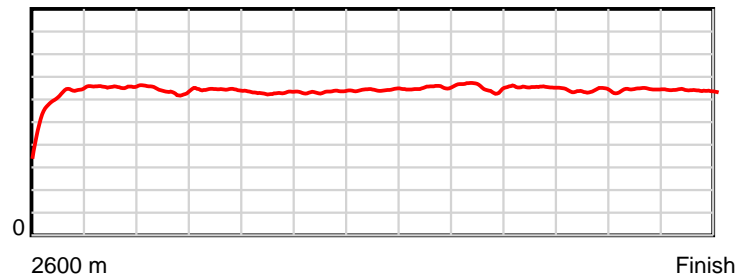
HRNZ and NZMTC and Thoroughbred Ratings Pty Ltd accepts no responsibility for the completeness or accuracy of any of the information contained herein, and makes no representations about its suitability for any particular purpose. Users should make their own judgements about those matters and/or seek independent advice. You assume all risks associated with use of the data provided on this page.

Race Results

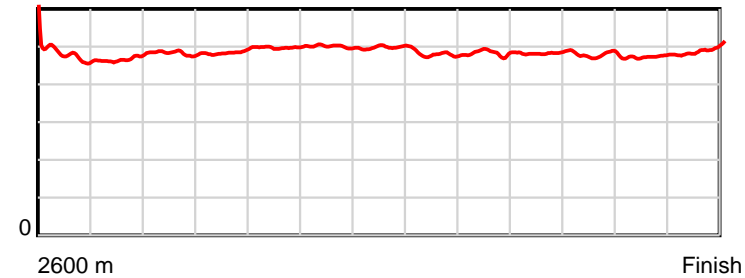
September 26, 2025, Race 8, , Distance 2600m, Addington - Survey 3200m

Result	TAB no.	Horse (Barrier)	2200m to	2000m to	1800m to	1600m to	1400m to	1200m to	1000m to	800m to	600m to	400m to	200m to	Total or	Margin
10th	5	Roydon Muscle (10)	2000m	1800m	1600m	1400m	1200m	1000m	800m	600m	400m	200m	WP	Average	
		Position in running (margin)	5(8.7)	5(10.5)	5(5.8)	5(6.5)	5(5.5)	6(4.8)	7(8.2)	7(6.6)	7(6.7)	10(9.9)	10(11.3)		17.00
		Sectional time (s)	15.28	15.05	16.10	15.98	15.44	14.96	15.12	14.77	15.40	14.74	15.34		
		Cumulative time (s)	168.18	152.90	137.85	121.75	105.77	90.33	75.37	60.25	45.48	30.08	15.34	3:20.12	
		Speed (m/s)	13.09	13.29	12.42	12.52	12.95	13.37	13.23	13.54	12.99	13.57	13.04	12.99	
		Stride length (m)	6.32	6.44	6.18	6.27	6.45	6.41	6.38	6.54	6.21	6.42	6.42	6.35	
		Stride duration (s)	0.483	0.484	0.498	0.500	0.498	0.479	0.482	0.483	0.478	0.473	0.492	0.489	
		Stride efficiency (%)	62.38	64.77	59.75	61.35	65.08	64.19	63.60	66.89	60.21	64.49	64.35	63.07	
		Stride count	31.65	31.06	32.34	31.92	30.99	31.20	31.35	30.57	32.22	31.13	31.17	409.26	

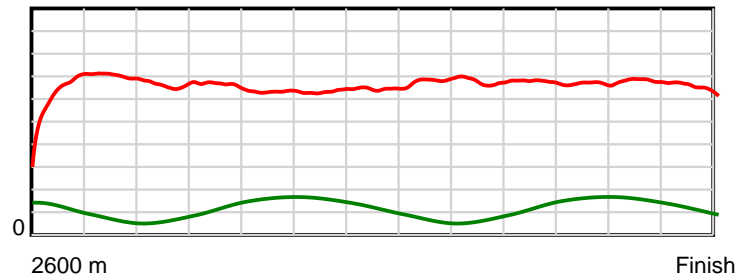
10 m Stride length



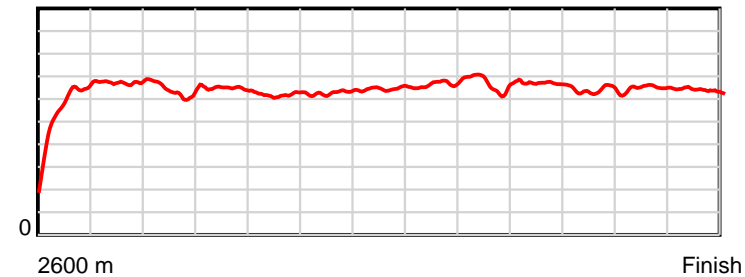
0.6 s Stride duration



20 m/sec Speed



100 % Stride efficiency



Note: Horizontal distance axis grid lines are 200m furlongs.

Disclaimer.

HRNZ and NZMTC and Thoroughbred Ratings Pty Ltd accepts no responsibility for the completeness or accuracy of any of the information contained herein, and makes no representations about its suitability for any particular purpose. Users should make their own judgements about those matters and/or seek independent advice. You assume all risks associated with use of the data provided on this page.



Race Results



September 26, 2025, Race 8, , Distance 2600m, Addington - Survey 3200m

Result	TAB no.	Horse (Barrier)	2600 to	2400m to
11th	6	Helloveamoment (0)	2400m	2200m
		Position in running (margin)	-	5(6.5)
		Sectional time (s)	17.15	14.86
		Cumulative time (s)	201.66	184.51
		Speed (m/s)	11.66	13.46
		Stride length (m)	0.00	0.00
		Stride duration (s)	0.000	0.000
		Stride efficiency (%)	0.00	0.00
		Stride count	0.00	0.00

Disclaimer.

HRNZ and NZMTC and Thoroughbred Ratings Pty Ltd accepts no responsibility for the completeness or accuracy of any of the information contained herein, and makes no representations about its suitability for any particular purpose. Users should make their own judgements about those matters and/or seek independent advice. You assume all risks associated with use of the data provided on this page.




Race Results

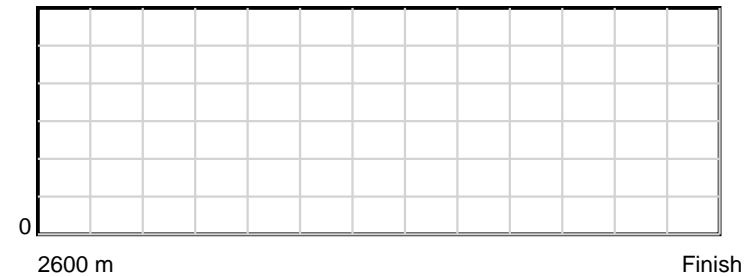
September 26, 2025, Race 8, , Distance 2600m, Addington - Survey 3200m

Result	TAB no.	Horse (Barrier)	2200m to	2000m to	1800m to	1600m to	1400m to	1200m to	1000m to	800m to	600m to	400m to	200m to	Total or	Margin
11th	6	Helloveamoment (0)	2000m	1800m	1600m	1400m	1200m	1000m	800m	600m	400m	200m	WP	Average	
		Position in running (margin)	6(10.2)	6(12.5)	3(4.7)	3(4.4)	3(3.7)	3(2.9)	5(6.0)	5(4.4)	5(4.8)	7(8.3)	11(14.7)		25.00
		Sectional time (s)	15.36	14.53	15.93	16.02	15.43	14.90	15.12	14.83	15.44	15.56	16.53		
		Cumulative time (s)	169.65	154.29	139.76	123.83	107.81	92.38	77.48	62.36	47.53	32.09	16.53	3:21.66	
		Speed (m/s)	13.02	13.76	12.55	12.48	12.96	13.42	13.23	13.49	12.95	12.85	12.10	12.89	
		Stride length (m)	0.00	0.00	0.00	0.00	0.00	0.00	135.44	12.01	41.52	49.30	22.53	72.44	
		Stride duration (s)	0.000	0.000	0.000	0.000	0.000	0.000	10.239	0.890	3.206	3.837	1.862	5.619	
		Stride efficiency (%)	0.00	0.00	0.00	0.00	0.00	0.00	28665.39	225.40	2694.11	3798.01	793.14	8200.93	
		Stride count	0.00	0.00	0.00	0.00	0.00	0.00	1.48	16.65	4.82	4.06	8.88	35.89	


10 m Stride length




0.6 s Stride duration



20 m/sec Speed



100 % Stride efficiency



Note: Horizontal distance axis grid lines are 200m furlongs.

Disclaimer.

HRNZ and NZMTC and Thoroughbred Ratings Pty Ltd accepts no responsibility for the completeness or accuracy of any of the information contained herein, and makes no representations about its suitability for any particular purpose. Users should make their own judgements about those matters and/or seek independent advice. You assume all risks associated with use of the data provided on this page.