



## Race Results

NZ Metropolitan Trotting Club Inc, HRNZ, September 26, 2025

Compilation date: September 26, 2025, 9:12:16 PM (NZST)

Copyright © 2025 HRNZ and NZMTC. All rights reserved.

### Trademarks.

StrideMASTER is a registered trademark of Thoroughbred Ratings Pty Ltd.

### Disclaimer.

HRNZ and NZMTC and Thoroughbred Ratings Pty Ltd accepts no responsibility for the completeness or accuracy of any of the information contained herein, and makes no representations about its suitability for any particular purpose. Users should make their own judgements about those matters and/or seek independent advice. You assume all risks associated with use of the data provided on this page.



# Race Results



September 26, 2025, Race 9, COMMODORE HOTEL HANDICAP PACE, Distance 2600m, Addington - Survey 3200m

Result	TAB no.	Horse (Barrier)	2600 to	2400m to
1st	2	<b>We Walk By Fai... (4)</b>	<b>2400m</b>	<b>2200m</b>
		Position in running (margin)	-	9(14.5)
		Sectional time (s)	17.54	14.62
		Cumulative time (s)	189.74	172.20
		Speed (m/s)	11.40	13.68
		Stride length (m)	4.96	6.29
		Stride duration (s)	0.431	0.460
		Stride efficiency (%)	38.38	61.90
		Stride count	40.36	31.78

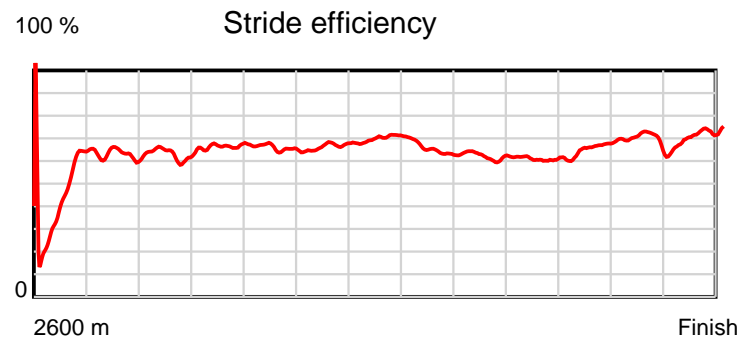
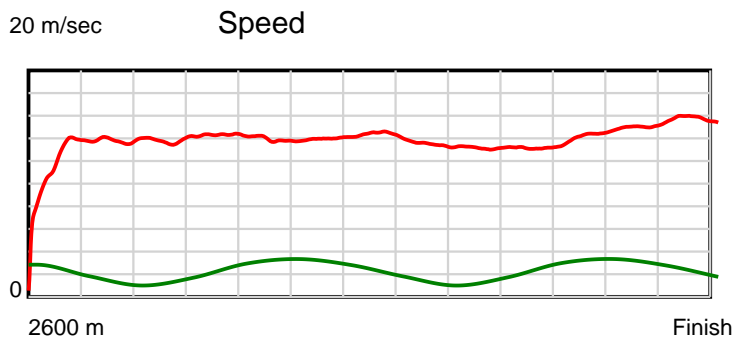
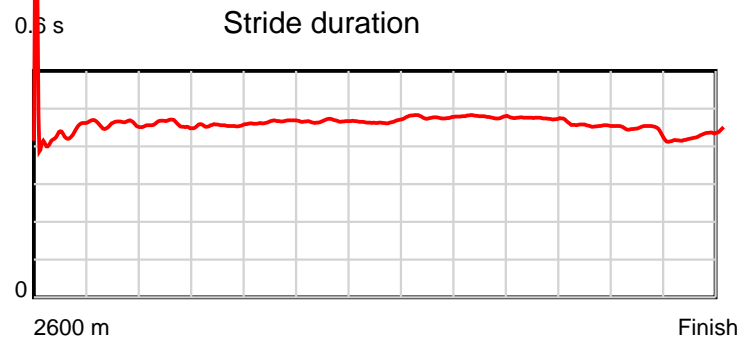
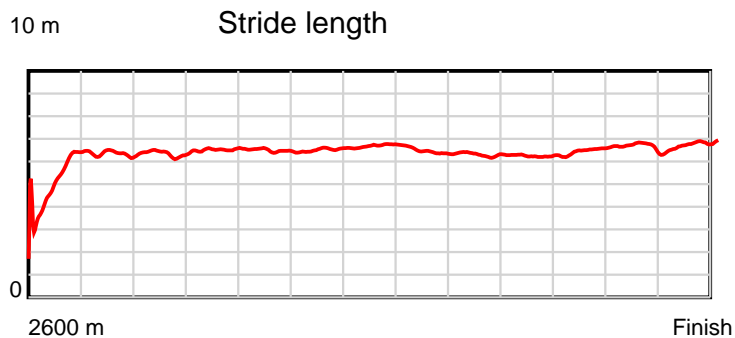
#### Disclaimer.

HRNZ and NZMTC and Thoroughbred Ratings Pty Ltd accepts no responsibility for the completeness or accuracy of any of the information contained herein, and makes no representations about its suitability for any particular purpose. Users should make their own judgements about those matters and/or seek independent advice. You assume all risks associated with use of the data provided on this page.

# Race Results

September 26, 2025, Race 9, COMMODORE HOTEL HANDICAP PACE, Distance 2600m, Addington - Survey 3200m

Result	TAB no.	Horse (Barrier)	2200m to	2000m to	1800m to	1600m to	1400m to	1200m to	1000m to	800m to	600m to	400m to	200m to	Total or	Margin
1st	2	<b>We Walk By Fai... (4)</b>	<b>2000m</b>	<b>1800m</b>	<b>1600m</b>	<b>1400m</b>	<b>1200m</b>	<b>1000m</b>	<b>800m</b>	<b>600m</b>	<b>400m</b>	<b>200m</b>	<b>WP</b>	<b>Average</b>	
		Position in running (margin)	9(15.7)	8(10.2)	6(6.8)	6(6.2)	5(5.2)	4(3.5)	4(3.1)	4(2.6)	4(2.0)	4(3.1)	4(2.9)		0.00
		Sectional time (s)	14.86	14.00	14.89	14.29	13.81	14.87	15.62	15.07	14.37	13.30	12.50		
		Cumulative time (s)	157.58	142.72	128.72	113.83	99.54	85.73	70.86	55.24	40.17	25.80	12.50	3:09.74	
		Speed (m/s)	13.46	14.29	13.43	14.00	14.48	13.45	12.80	13.27	13.92	15.04	16.00	13.70	
		Stride length (m)	6.18	6.51	6.25	6.54	6.75	6.42	6.12	6.29	6.33	6.61	6.89	6.28	
		Stride duration (s)	0.459	0.456	0.465	0.467	0.466	0.478	0.478	0.474	0.455	0.439	0.431	0.458	
		Stride efficiency (%)	59.60	66.31	61.00	66.78	71.15	64.49	58.59	61.83	62.56	68.21	74.27	61.65	
		Stride count	32.39	30.70	32.01	30.59	29.64	31.13	32.66	31.80	31.61	30.27	29.01	413.95	



Note: Horizontal distance axis grid lines are 200m furlongs.

#### Disclaimer.

HRNZ and NZMTC and Thoroughbred Ratings Pty Ltd accepts no responsibility for the completeness or accuracy of any of the information contained herein, and makes no representations about its suitability for any particular purpose. Users should make their own judgements about those matters and/or seek independent advice. You assume all risks associated with use of the data provided on this page.



# Race Results



September 26, 2025, Race 9, COMMODORE HOTEL HANDICAP PACE, Distance 2600m, Addington - Survey 3200m

Result	TAB no.	Horse (Barrier)	2600 to	2400m to
2nd	5	<b>Renegade (9)</b>	<b>2400m</b>	<b>2200m</b>
		Position in running (margin)	-	1(0.0)
		Sectional time (s)	15.01	14.42
		Cumulative time (s)	189.87	174.86
		Speed (m/s)	13.32	13.87
		Stride length (m)	6.31	6.95
		Stride duration (s)	0.473	0.501
		Stride efficiency (%)	62.19	75.56
		Stride count	31.70	28.76

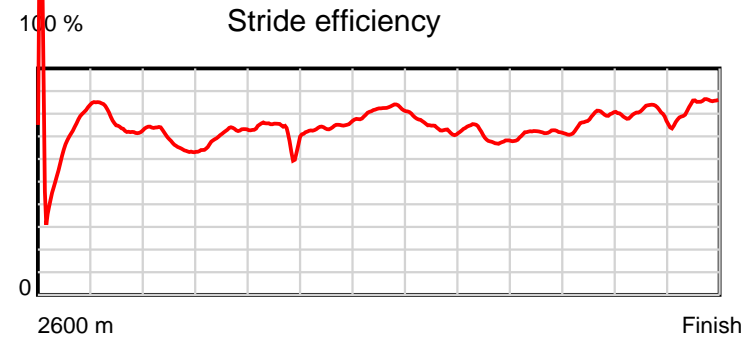
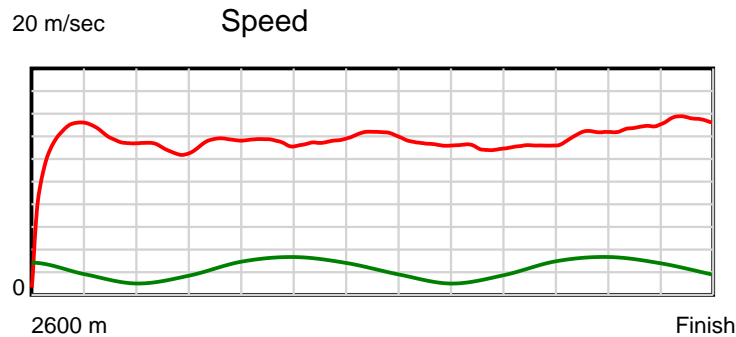
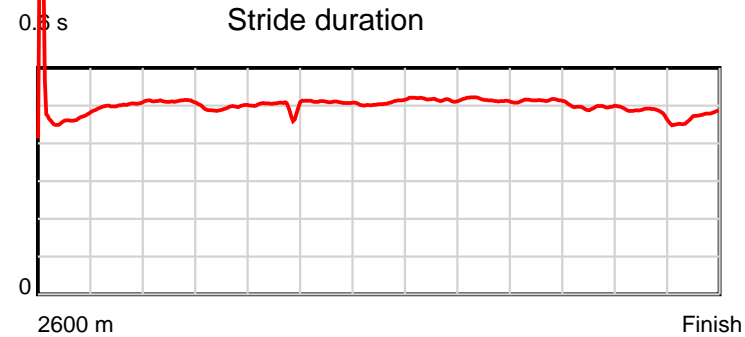
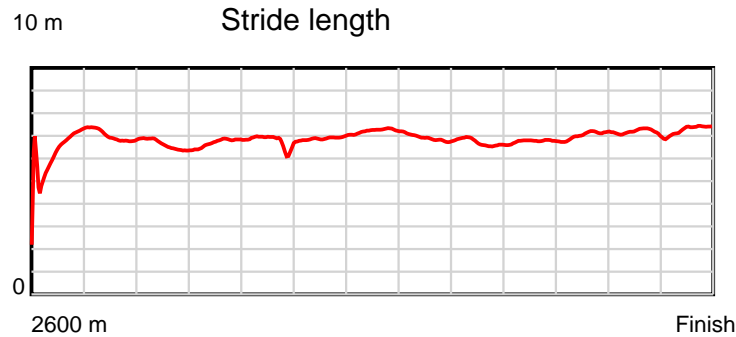
#### Disclaimer.

HRNZ and NZMTC and Thoroughbred Ratings Pty Ltd accepts no responsibility for the completeness or accuracy of any of the information contained herein, and makes no representations about its suitability for any particular purpose. Users should make their own judgements about those matters and/or seek independent advice. You assume all risks associated with use of the data provided on this page.

# Race Results

September 26, 2025, Race 9, COMMODORE HOTEL HANDICAP PACE, Distance 2600m, Addington - Survey 3200m

Result	TAB no.	Horse (Barrier)	2200m to	2000m to	1800m to	1600m to	1400m to	1200m to	1000m to	800m to	600m to	400m to	200m to	Total or	Margin
2nd	5	<b>Renegade (9)</b>	<b>2000m</b>	<b>1800m</b>	<b>1600m</b>	<b>1400m</b>	<b>1200m</b>	<b>1000m</b>	<b>800m</b>	<b>600m</b>	<b>400m</b>	<b>200m</b>	<b>WP</b>	<b>Average</b>	
		Position in running (margin)	1(0.0)	1(0.0)	2(1.0)	2(1.2)	2(2.5)	2(2.0)	3(2.0)	3(1.1)	3(1.2)	3(1.4)	3(1.9)		0.70
		Sectional time (s)	15.76	14.74	15.03	14.66	14.02	14.94	15.56	15.19	14.23	13.41	12.90		
		Cumulative time (s)	160.44	144.68	129.94	114.91	100.25	86.23	71.29	55.73	40.54	26.31	12.90	3:09.87	
		Speed (m/s)	12.69	13.57	13.31	13.64	14.27	13.39	12.85	13.17	14.05	14.91	15.50	13.69	
		Stride length (m)	6.49	6.71	6.62	6.96	7.23	6.91	6.63	6.76	6.98	7.19	7.31	6.84	
		Stride duration (s)	0.511	0.495	0.498	0.510	0.507	0.516	0.515	0.514	0.496	0.482	0.471	0.499	
		Stride efficiency (%)	65.75	70.40	68.53	75.61	81.69	74.56	68.60	71.41	76.03	80.79	83.47	73.04	
		Stride count	30.83	29.80	30.20	28.75	27.66	28.95	30.19	29.59	28.67	27.82	27.37	380.29	



Note: Horizontal distance axis grid lines are 200m furlongs.

#### Disclaimer.

HRNZ and NZMTC and Thoroughbred Ratings Pty Ltd accepts no responsibility for the completeness or accuracy of any of the information contained herein, and makes no representations about its suitability for any particular purpose. Users should make their own judgements about those matters and/or seek independent advice. You assume all risks associated with use of the data provided on this page.



# Race Results



September 26, 2025, Race 9, COMMODORE HOTEL HANDICAP PACE, Distance 2600m, Addington - Survey 3200m

Result	TAB no.	Horse (Barrier)	2600 to	2400m to
3rd	7	<b>Alta Meteor (2)</b>	<b>2400m</b>	<b>2200m</b>
		Position in running (margin)	-	4(5.1)
		Sectional time (s)	15.80	14.69
		Cumulative time (s)	189.92	174.12
		Speed (m/s)	12.66	13.61
		Stride length (m)	5.95	6.41
		Stride duration (s)	0.424	0.471
		Stride efficiency (%)	55.33	64.28
		Stride count	33.61	31.18

#### Disclaimer.

HRNZ and NZMTC and Thoroughbred Ratings Pty Ltd accepts no responsibility for the completeness or accuracy of any of the information contained herein, and makes no representations about its suitability for any particular purpose. Users should make their own judgements about those matters and/or seek independent advice. You assume all risks associated with use of the data provided on this page.



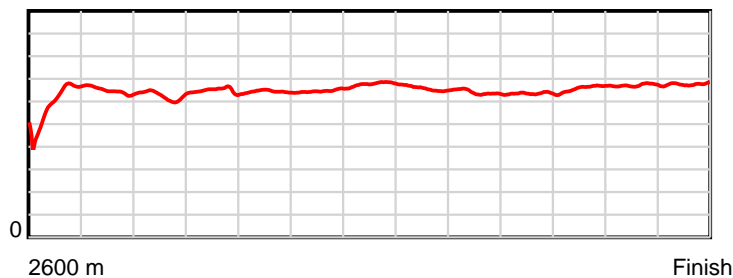
# Race Results



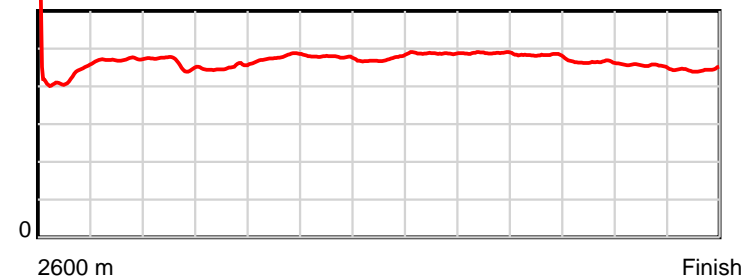
September 26, 2025, Race 9, COMMODORE HOTEL HANDICAP PACE, Distance 2600m, Addington - Survey 3200m

Result	TAB no.	Horse (Barrier)	2200m to	2000m to	1800m to	1600m to	1400m to	1200m to	1000m to	800m to	600m to	400m to	200m to	Total or	Margin
3rd	7	<b>Alta Meteor (2)</b>	<b>2000m</b>	<b>1800m</b>	<b>1600m</b>	<b>1400m</b>	<b>1200m</b>	<b>1000m</b>	<b>800m</b>	<b>600m</b>	<b>400m</b>	<b>200m</b>	<b>WP</b>	<b>Average</b>	
		Position in running (margin)	4(6.7)	3(3.8)	1(0.0)	1(0.0)	1(0.0)	1(0.0)	1(0.0)	1(0.0)	1(0.0)	1(0.0)	1(0.0)		1.00
		Sectional time (s)	15.27	13.94	15.00	14.45	14.10	14.93	15.71	15.18	14.19	13.32	13.34		
		Cumulative time (s)	159.43	144.16	130.22	115.22	100.77	86.67	71.74	56.03	40.85	26.66	13.34	3:09.92	
		Speed (m/s)	13.10	14.35	13.33	13.84	14.18	13.40	12.73	13.18	14.09	15.02	14.99	13.69	
		Stride length (m)	6.07	6.45	6.37	6.62	6.70	6.53	6.22	6.35	6.54	6.83	6.67	6.43	
		Stride duration (s)	0.463	0.450	0.478	0.478	0.473	0.487	0.488	0.482	0.464	0.455	0.445	0.470	
		Stride efficiency (%)	57.51	65.07	63.43	68.43	70.25	66.60	60.38	62.98	66.88	72.83	69.45	64.61	
		Stride count	32.97	30.99	31.39	30.22	29.83	30.63	32.17	31.50	30.57	29.30	30.00	404.36	

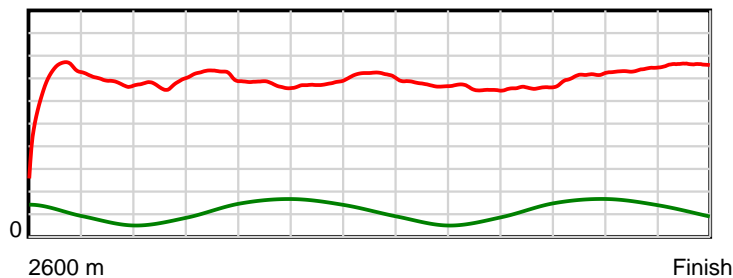
10 m Stride length



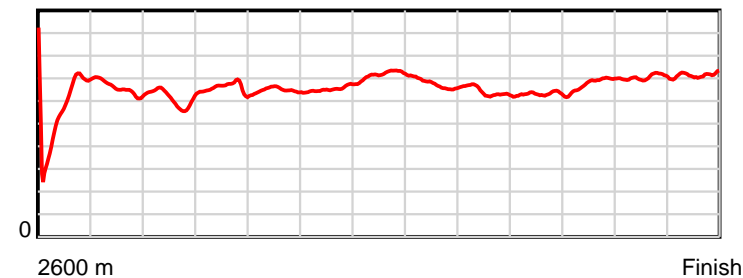
0.6 s Stride duration



20 m/sec Speed



100 % Stride efficiency



Note: Horizontal distance axis grid lines are 200m furlongs.

## Disclaimer.

HRNZ and NZMTC and Thoroughbred Ratings Pty Ltd accepts no responsibility for the completeness or accuracy of any of the information contained herein, and makes no representations about its suitability for any particular purpose. Users should make their own judgements about those matters and/or seek independent advice. You assume all risks associated with use of the data provided on this page.



# Race Results



September 26, 2025, Race 9, COMMODORE HOTEL HANDICAP PACE, Distance 2600m, Addington - Survey 3200m

Result	TAB no.	Horse (Barrier)	2600 to	2400m to
4th	9	<b>Don't Stop Dre... (3)</b>	<b>2400m</b>	<b>2200m</b>
		Position in running (margin)	-	10(14.9)
		Sectional time (s)	17.37	14.60
		Cumulative time (s)	189.97	172.60
		Speed (m/s)	11.51	13.70
		Stride length (m)	5.63	5.79
		Stride duration (s)	0.412	0.423
		Stride efficiency (%)	49.50	52.36
		Stride count	35.54	34.55

#### Disclaimer.

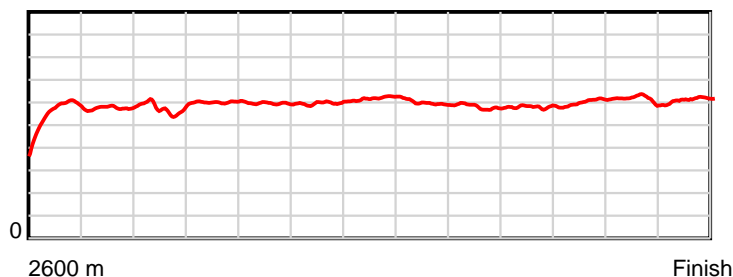
HRNZ and NZMTC and Thoroughbred Ratings Pty Ltd accepts no responsibility for the completeness or accuracy of any of the information contained herein, and makes no representations about its suitability for any particular purpose. Users should make their own judgements about those matters and/or seek independent advice. You assume all risks associated with use of the data provided on this page.

# Race Results

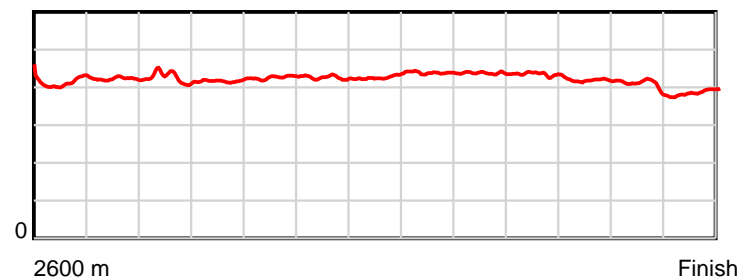
September 26, 2025, Race 9, COMMODORE HOTEL HANDICAP PACE, Distance 2600m, Addington - Survey 3200m

Result	TAB no.	Horse (Barrier)	2200m to	2000m to	1800m to	1600m to	1400m to	1200m to	1000m to	800m to	600m to	400m to	200m to	Total or	Margin
4th	9	Don't Stop Dre... (3)	2000m	1800m	1600m	1400m	1200m	1000m	800m	600m	400m	200m	WP	Average	
		Position in running (margin)	10(16.0)	10(12.8)	9(8.7)	8(7.5)	7(6.9)	7(5.8)	6(4.0)	6(3.5)	6(3.2)	6(4.3)	6(4.3)		1.20
		Sectional time (s)	15.23	13.88	14.80	14.35	13.93	14.63	15.62	15.13	14.37	13.33	12.73		
		Cumulative time (s)	158.00	142.77	128.89	114.09	99.74	85.81	71.18	55.56	40.43	26.06	12.73	3:09.97	
		Speed (m/s)	13.13	14.41	13.51	13.94	14.36	13.67	12.80	13.22	13.92	15.00	15.71	13.69	
		Stride length (m)	5.60	6.00	5.76	5.93	6.13	5.99	5.60	5.74	5.82	6.07	6.08	5.85	
		Stride duration (s)	0.427	0.416	0.426	0.426	0.427	0.438	0.437	0.434	0.418	0.404	0.387	0.428	
		Stride efficiency (%)	49.00	56.23	51.79	55.03	58.77	56.09	49.02	51.57	52.96	57.50	57.77	53.51	
		Stride count	35.72	33.34	34.74	33.70	32.61	33.38	35.71	34.82	34.36	32.97	32.89	444.33	

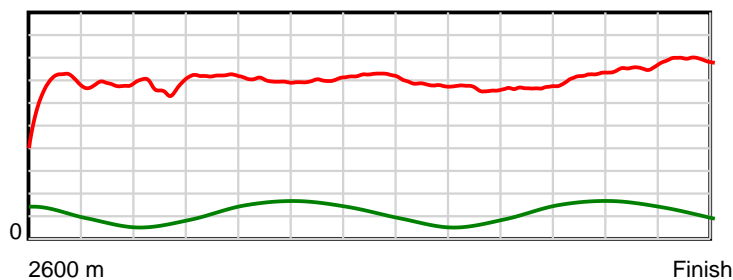
10 m Stride length



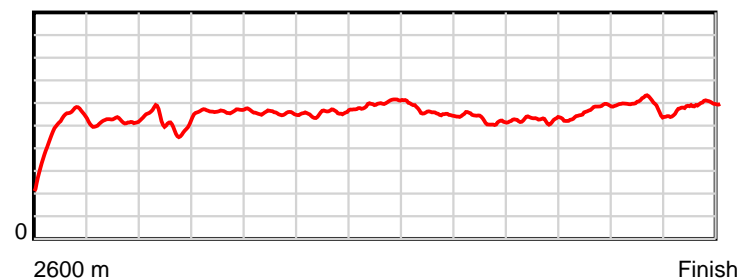
0.6 s Stride duration



20 m/sec Speed



100 % Stride efficiency



Note: Horizontal distance axis grid lines are 200m furlongs.

## Disclaimer.

HRNZ and NZMTC and Thoroughbred Ratings Pty Ltd accepts no responsibility for the completeness or accuracy of any of the information contained herein, and makes no representations about its suitability for any particular purpose. Users should make their own judgements about those matters and/or seek independent advice. You assume all risks associated with use of the data provided on this page.



# Race Results



September 26, 2025, Race 9, COMMODORE HOTEL HANDICAP PACE, Distance 2600m, Addington - Survey 3200m

Result	TAB no.	Horse (Barrier)	2600 to	2400m to
5th	10	Republican Par... (5)	2400m	2200m
		Position in running (margin)	-	8(12.9)
		Sectional time (s)	17.10	14.55
		Cumulative time (s)	190.04	172.94
		Speed (m/s)	11.70	13.75
		Stride length (m)	5.94	6.31
		Stride duration (s)	0.445	0.459
		Stride efficiency (%)	55.09	62.30
		Stride count	33.69	31.68

#### Disclaimer.

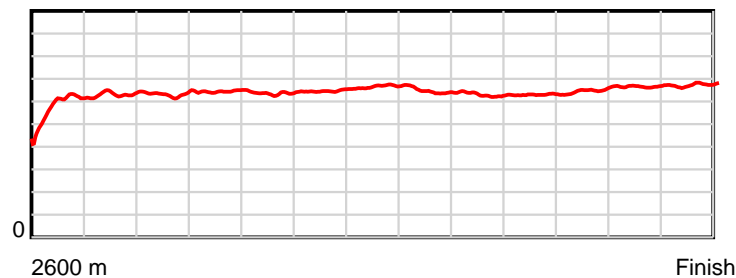
HRNZ and NZMTC and Thoroughbred Ratings Pty Ltd accepts no responsibility for the completeness or accuracy of any of the information contained herein, and makes no representations about its suitability for any particular purpose. Users should make their own judgements about those matters and/or seek independent advice. You assume all risks associated with use of the data provided on this page.

# Race Results

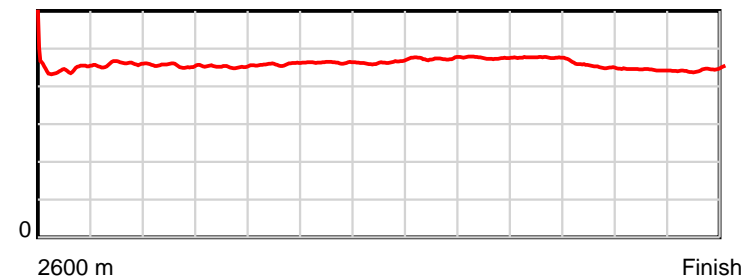
September 26, 2025, Race 9, COMMODORE HOTEL HANDICAP PACE, Distance 2600m, Addington - Survey 3200m

Result	TAB no.	Horse (Barrier)	2200m to	2000m to	1800m to	1600m to	1400m to	1200m to	1000m to	800m to	600m to	400m to	200m to	Total or	Margin
5th	10	Republican Par... (5)	2000m	1800m	1600m	1400m	1200m	1000m	800m	600m	400m	200m	WP	Average	
		Position in running (margin)	8(13.6)	6(8.0)	4(4.9)	3(2.9)	3(3.3)	3(2.2)	2(1.2)	2(0.8)	2(0.2)	2(0.4)	2(1.1)		1.60
		Sectional time (s)	14.83	14.06	14.66	14.51	13.91	14.78	15.63	15.09	14.22	13.44	13.26		
		Cumulative time (s)	158.39	143.56	129.50	114.84	100.33	86.42	71.64	56.01	40.92	26.70	13.26	3:10.04	
		Speed (m/s)	13.49	14.22	13.64	13.78	14.38	13.53	12.80	13.25	14.06	14.88	15.08	13.68	
		Stride length (m)	6.14	6.43	6.26	6.38	6.67	6.41	6.09	6.30	6.37	6.59	6.72	6.35	
		Stride duration (s)	0.455	0.452	0.459	0.463	0.464	0.474	0.476	0.476	0.453	0.443	0.445	0.464	
		Stride efficiency (%)	58.95	64.66	61.22	63.70	69.62	64.22	57.87	62.12	63.45	67.96	70.52	62.99	
		Stride count	32.56	31.09	31.95	31.32	29.96	31.20	32.87	31.72	31.39	30.33	29.77	409.53	

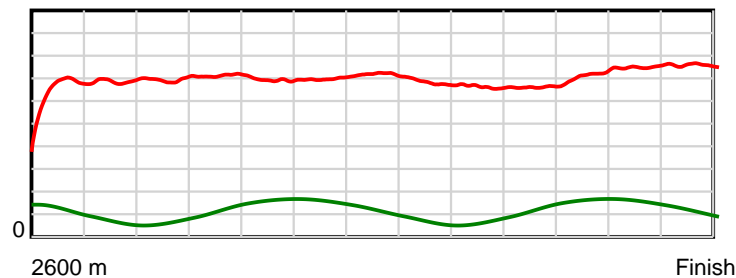
10 m Stride length



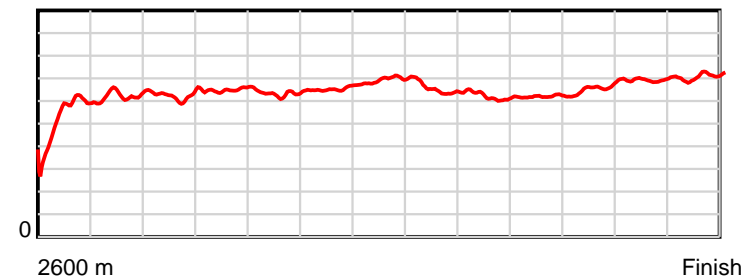
0.6 s Stride duration



20 m/sec Speed



100 % Stride efficiency



Note: Horizontal distance axis grid lines are 200m furlongs.

## Disclaimer.

HRNZ and NZMTC and Thoroughbred Ratings Pty Ltd accepts no responsibility for the completeness or accuracy of any of the information contained herein, and makes no representations about its suitability for any particular purpose. Users should make their own judgements about those matters and/or seek independent advice. You assume all risks associated with use of the data provided on this page.



# Race Results



September 26, 2025, Race 9, COMMODORE HOTEL HANDICAP PACE, Distance 2600m, Addington - Survey 3200m

Result	TAB no.	Horse (Barrier)	2600 to	2400m to
6th	4	<b>Smoke On The W... (8)</b>	<b>2400m</b>	<b>2200m</b>
		Position in running (margin)	-	2(1.3)
		Sectional time (s)	15.23	14.53
		Cumulative time (s)	190.44	175.21
		Speed (m/s)	13.13	13.76
		Stride length (m)	5.47	6.01
		Stride duration (s)	0.416	0.437
		Stride efficiency (%)	46.80	56.46
		Stride count	36.55	33.27

#### Disclaimer.

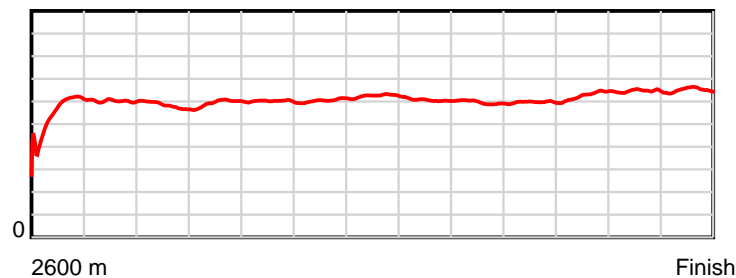
HRNZ and NZMTC and Thoroughbred Ratings Pty Ltd accepts no responsibility for the completeness or accuracy of any of the information contained herein, and makes no representations about its suitability for any particular purpose. Users should make their own judgements about those matters and/or seek independent advice. You assume all risks associated with use of the data provided on this page.

# Race Results

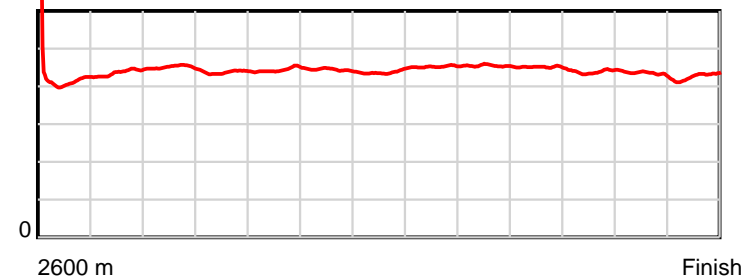
September 26, 2025, Race 9, COMMODORE HOTEL HANDICAP PACE, Distance 2600m, Addington - Survey 3200m

Result	TAB no.	Horse (Barrier)	2200m to	2000m to	1800m to	1600m to	1400m to	1200m to	1000m to	800m to	600m to	400m to	200m to	Total or	Margin
6th	4	<b>Smoke On The W... (8)</b>	<b>2000m</b>	<b>1800m</b>	<b>1600m</b>	<b>1400m</b>	<b>1200m</b>	<b>1000m</b>	<b>800m</b>	<b>600m</b>	<b>400m</b>	<b>200m</b>	<b>WP</b>	<b>Average</b>	
		Position in running (margin)	2(1.9)	2(2.0)	3(3.1)	4(3.4)	4(4.4)	5(3.9)	5(3.9)	5(3.1)	5(3.0)	5(3.6)	5(4.1)		3.70
		Sectional time (s)	15.79	14.75	15.05	14.61	14.02	14.94	15.57	15.16	14.29	13.40	13.10		
		Cumulative time (s)	160.68	144.89	130.14	115.09	100.48	86.46	71.52	55.95	40.79	26.50	13.10	3:10.44	
		Speed (m/s)	12.67	13.56	13.29	13.69	14.27	13.39	12.85	13.19	14.00	14.93	15.27	13.65	
		Stride length (m)	5.71	5.93	5.90	6.08	6.25	6.05	5.84	5.95	6.14	6.48	6.52	6.01	
		Stride duration (s)	0.451	0.438	0.444	0.444	0.438	0.452	0.455	0.451	0.439	0.434	0.427	0.440	
		Stride efficiency (%)	51.03	55.01	54.41	57.75	60.95	57.24	53.29	55.32	58.96	65.53	66.44	56.50	
		Stride count	35.00	33.71	33.90	32.90	32.03	33.05	34.25	33.61	32.56	30.88	30.67	432.38	

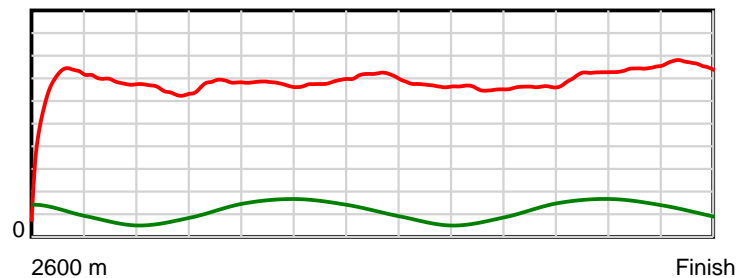
10 m Stride length



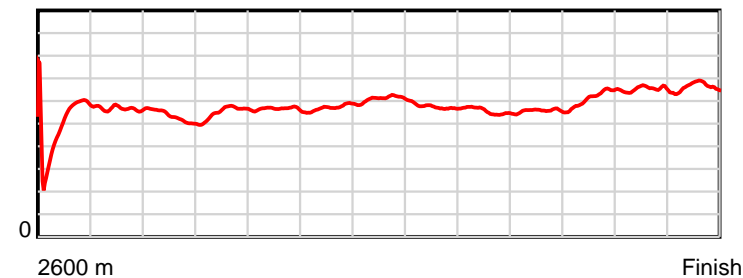
0.5 s Stride duration



20 m/sec Speed



100 % Stride efficiency



Note: Horizontal distance axis grid lines are 200m furlongs.

## Disclaimer.

HRNZ and NZMTC and Thoroughbred Ratings Pty Ltd accepts no responsibility for the completeness or accuracy of any of the information contained herein, and makes no representations about its suitability for any particular purpose. Users should make their own judgements about those matters and/or seek independent advice. You assume all risks associated with use of the data provided on this page.



# Race Results



September 26, 2025, Race 9, COMMODORE HOTEL HANDICAP PACE, Distance 2600m, Addington - Survey 3200m

Result	TAB no.	Horse (Barrier)	2600 to	2400m to
7th	1	<b>Dalton Shard (1)</b>	<b>2400m</b>	<b>2200m</b>
		Position in running (margin)	-	3(3.2)
		Sectional time (s)	15.67	14.63
		Cumulative time (s)	190.57	174.90
		Speed (m/s)	12.76	13.67
		Stride length (m)	5.51	6.08
		Stride duration (s)	0.428	0.445
		Stride efficiency (%)	47.51	57.76
		Stride count	36.27	32.90

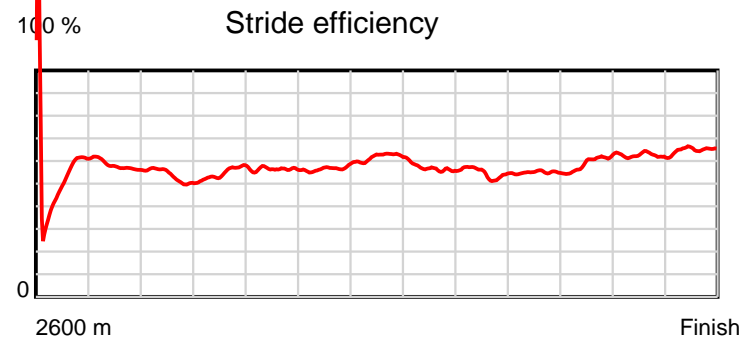
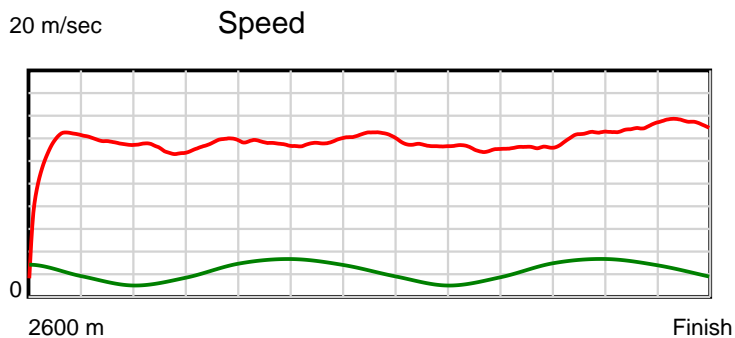
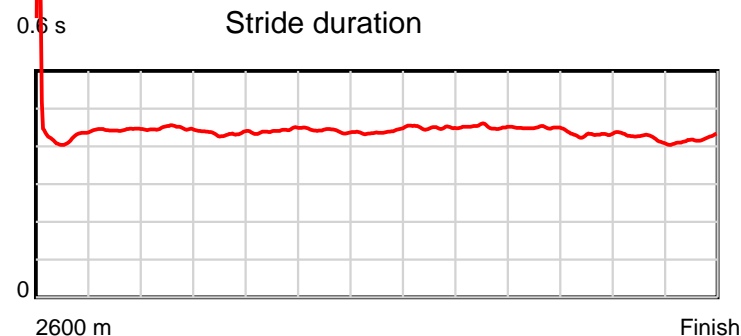
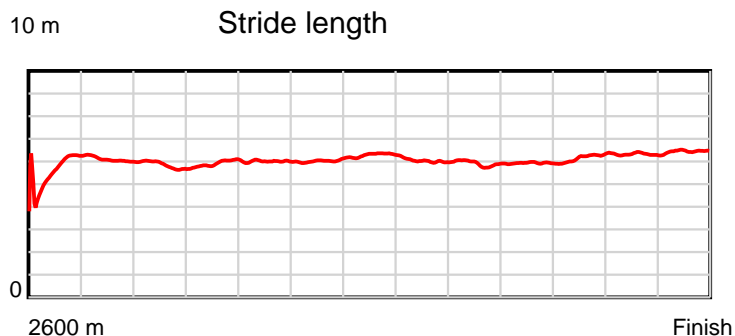
#### Disclaimer.

HRNZ and NZMTC and Thoroughbred Ratings Pty Ltd accepts no responsibility for the completeness or accuracy of any of the information contained herein, and makes no representations about its suitability for any particular purpose. Users should make their own judgements about those matters and/or seek independent advice. You assume all risks associated with use of the data provided on this page.

# Race Results

September 26, 2025, Race 9, COMMODORE HOTEL HANDICAP PACE, Distance 2600m, Addington - Survey 3200m

Result	TAB no.	Horse (Barrier)	2200m to	2000m to	1800m to	1600m to	1400m to	1200m to	1000m to	800m to	600m to	400m to	200m to	Total or	Margin
7th	1	Dalton Shard (1)	2000m	1800m	1600m	1400m	1200m	1000m	800m	600m	400m	200m	WP	Average	
		Position in running (margin)	3(4.5)	4(3.8)	5(5.0)	5(4.8)	6(6.1)	6(5.5)	7(5.4)	7(4.6)	7(4.9)	7(5.0)	7(5.3)		4.40
		Sectional time (s)	15.66	14.77	14.96	14.67	14.00	14.93	15.56	15.24	14.19	13.38	12.91		
		Cumulative time (s)	160.27	144.61	129.84	114.88	100.21	86.21	71.28	55.72	40.48	26.29	12.91	3:10.57	
		Speed (m/s)	12.77	13.54	13.37	13.63	14.29	13.40	12.85	13.12	14.09	14.95	15.49	13.64	
		Stride length (m)	5.72	5.89	5.90	6.03	6.27	6.03	5.81	5.89	6.08	6.32	6.49	5.99	
		Stride duration (s)	0.448	0.435	0.441	0.442	0.439	0.450	0.452	0.449	0.432	0.423	0.419	0.439	
		Stride efficiency (%)	51.15	54.18	54.40	56.75	61.51	56.77	52.70	54.26	57.85	62.48	65.83	56.10	
		Stride count	34.96	33.97	33.90	33.19	31.88	33.18	34.44	33.94	32.87	31.63	30.82	433.95	



Note: Horizontal distance axis grid lines are 200m furlongs.

#### Disclaimer.

HRNZ and NZMTC and Thoroughbred Ratings Pty Ltd accepts no responsibility for the completeness or accuracy of any of the information contained herein, and makes no representations about its suitability for any particular purpose. Users should make their own judgements about those matters and/or seek independent advice. You assume all risks associated with use of the data provided on this page.



# Race Results



September 26, 2025, Race 9, COMMODORE HOTEL HANDICAP PACE, Distance 2600m, Addington - Survey 3200m

Result	TAB no.	Horse (Barrier)	2600 to	2400m to
8th	3	<b>Wag Star (7)</b>	<b>2400m</b>	<b>2200m</b>
		Position in running (margin)	-	6(9.1)
		Sectional time (s)	16.66	14.65
		Cumulative time (s)	190.60	173.94
		Speed (m/s)	12.01	13.65
		Stride length (m)	5.64	6.24
		Stride duration (s)	0.454	0.457
		Stride efficiency (%)	49.64	60.83
		Stride count	35.49	32.06

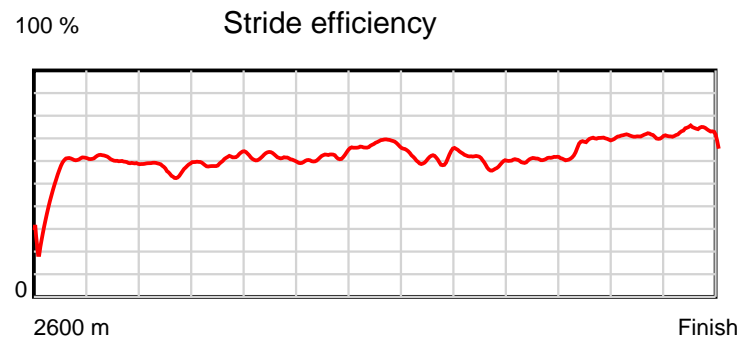
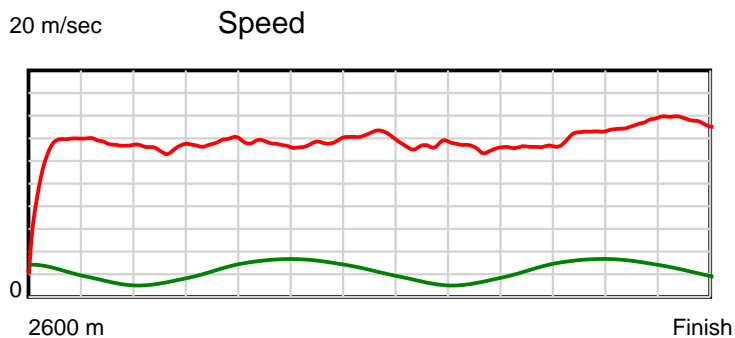
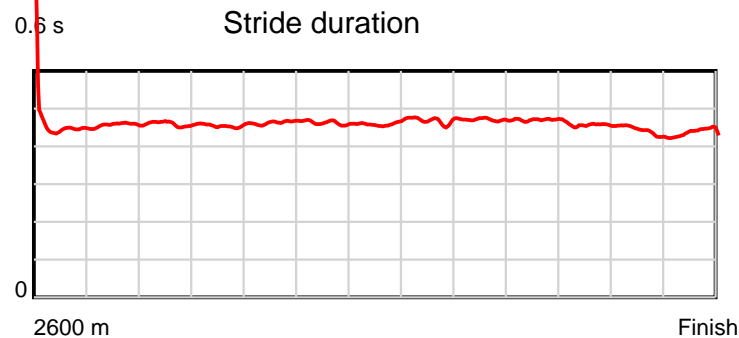
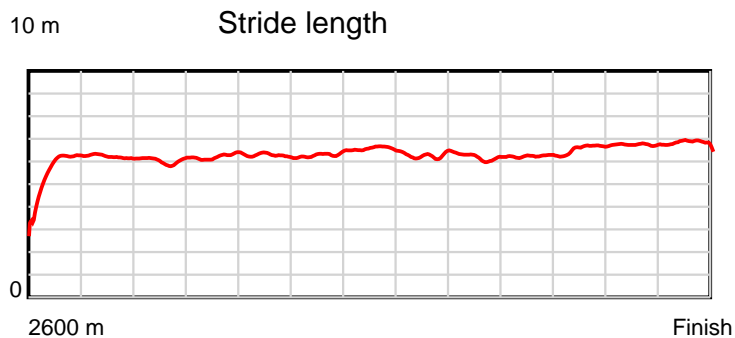
#### Disclaimer.

HRNZ and NZMTC and Thoroughbred Ratings Pty Ltd accepts no responsibility for the completeness or accuracy of any of the information contained herein, and makes no representations about its suitability for any particular purpose. Users should make their own judgements about those matters and/or seek independent advice. You assume all risks associated with use of the data provided on this page.

# Race Results

September 26, 2025, Race 9, COMMODORE HOTEL HANDICAP PACE, Distance 2600m, Addington - Survey 3200m

Result	TAB no.	Horse (Barrier)	2200m to	2000m to	1800m to	1600m to	1400m to	1200m to	1000m to	800m to	600m to	400m to	200m to	Total or	Margin
8th	3	Wag Star (7)	2000m	1800m	1600m	1400m	1200m	1000m	800m	600m	400m	200m	WP	Average	
		Position in running (margin)	6(10.5)	7(8.0)	8(8.5)	9(8.3)	10(9.3)	10(8.7)	10(8.7)	9(7.4)	9(7.1)	10(7.0)	9(6.1)		4.50
		Sectional time (s)	15.36	14.65	14.97	14.60	14.00	14.94	15.50	15.12	14.17	13.17	12.81		
		Cumulative time (s)	159.29	143.93	129.28	114.31	99.71	85.71	70.77	55.27	40.15	25.98	12.81	3:10.60	
		Speed (m/s)	13.02	13.65	13.36	13.70	14.29	13.39	12.90	13.23	14.11	15.19	15.61	13.64	
		Stride length (m)	5.98	6.21	6.19	6.33	6.57	6.28	6.07	6.23	6.44	6.68	6.77	6.26	
		Stride duration (s)	0.459	0.455	0.463	0.463	0.460	0.469	0.470	0.471	0.456	0.440	0.433	0.459	
		Stride efficiency (%)	55.82	60.28	59.80	62.68	67.37	61.58	57.55	60.59	64.79	69.78	71.58	61.32	
		Stride count	33.46	32.20	32.33	31.58	30.46	31.86	32.96	32.12	31.06	29.93	29.55	415.06	



Note: Horizontal distance axis grid lines are 200m furlongs.

#### Disclaimer.

HRNZ and NZMTC and Thoroughbred Ratings Pty Ltd accepts no responsibility for the completeness or accuracy of any of the information contained herein, and makes no representations about its suitability for any particular purpose. Users should make their own judgements about those matters and/or seek independent advice. You assume all risks associated with use of the data provided on this page.



# Race Results



September 26, 2025, Race 9, COMMODORE HOTEL HANDICAP PACE, Distance 2600m, Addington - Survey 3200m

Result	TAB no.	Horse (Barrier)	2600 to	2400m to
9th	6	<b>Who's Delight (0)</b>	<b>2400m</b>	<b>2200m</b>
		Position in running (margin)	-	7(11.1)
		Sectional time (s)	16.64	14.71
		Cumulative time (s)	190.60	173.96
		Speed (m/s)	12.02	13.60
		Stride length (m)	5.23	5.98
		Stride duration (s)	0.424	0.440
		Stride efficiency (%)	42.68	55.95
		Stride count	38.27	33.43

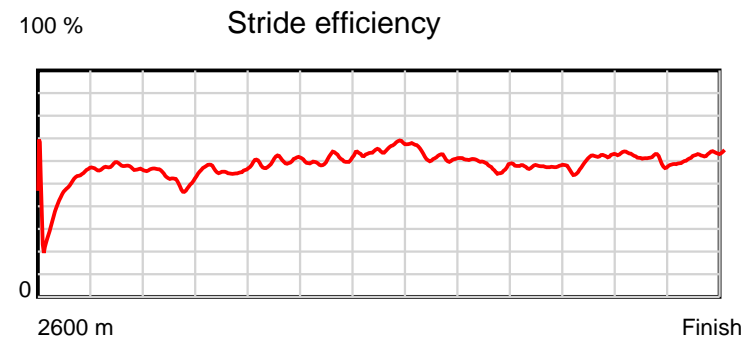
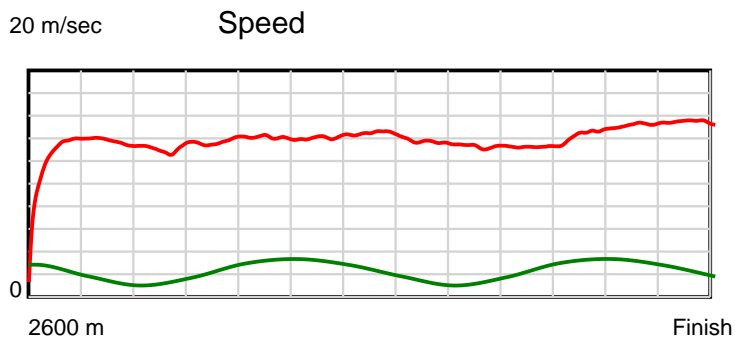
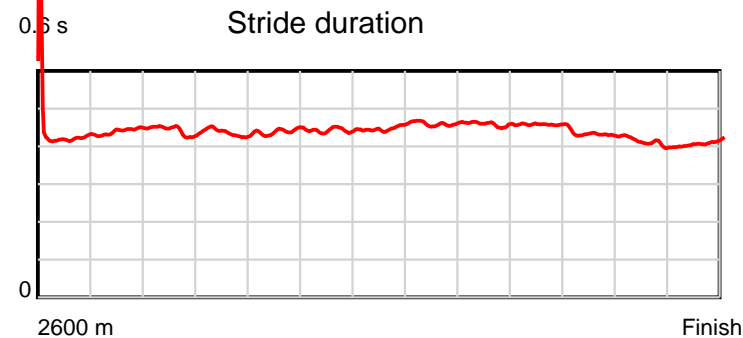
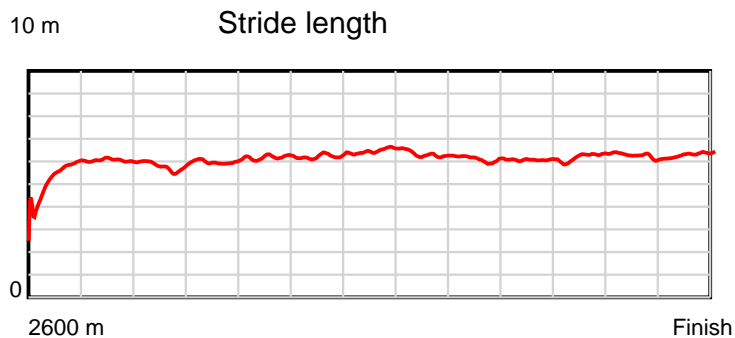
#### Disclaimer.

HRNZ and NZMTC and Thoroughbred Ratings Pty Ltd accepts no responsibility for the completeness or accuracy of any of the information contained herein, and makes no representations about its suitability for any particular purpose. Users should make their own judgements about those matters and/or seek independent advice. You assume all risks associated with use of the data provided on this page.

# Race Results

September 26, 2025, Race 9, COMMODORE HOTEL HANDICAP PACE, Distance 2600m, Addington - Survey 3200m

Result	TAB no.	Horse (Barrier)	2200m to	2000m to	1800m to	1600m to	1400m to	1200m to	1000m to	800m to	600m to	400m to	200m to	Total or	Margin
9th	6	Who's Delight (0)	2000m	1800m	1600m	1400m	1200m	1000m	800m	600m	400m	200m	WP	Average	
		Position in running (margin)	7(12.8)	9(11.3)	10(11.3)	10(8.9)	9(8.6)	9(7.0)	8(7.2)	8(5.8)	8(5.3)	8(5.6)	8(5.8)		4.50
		Sectional time (s)	15.51	14.58	14.60	14.40	13.84	14.97	15.48	15.10	14.23	13.35	13.19		
		Cumulative time (s)	159.25	143.74	129.16	114.56	100.16	86.32	71.35	55.87	40.77	26.54	13.19	3:10.60	
		Speed (m/s)	12.89	13.72	13.70	13.89	14.45	13.36	12.92	13.25	14.05	14.98	15.16	13.64	
		Stride length (m)	5.70	5.98	6.03	6.14	6.48	6.14	5.92	6.06	6.06	6.13	6.23	5.99	
		Stride duration (s)	0.442	0.436	0.440	0.442	0.448	0.460	0.458	0.458	0.431	0.409	0.411	0.439	
		Stride efficiency (%)	50.77	55.97	56.86	58.98	65.52	58.99	54.86	57.45	57.30	58.67	60.73	56.12	
		Stride count	35.09	33.42	33.16	32.55	30.89	32.55	33.76	32.99	33.03	32.64	32.08	433.86	



Note: Horizontal distance axis grid lines are 200m furlongs.

#### Disclaimer.

HRNZ and NZMTC and Thoroughbred Ratings Pty Ltd accepts no responsibility for the completeness or accuracy of any of the information contained herein, and makes no representations about its suitability for any particular purpose. Users should make their own judgements about those matters and/or seek independent advice. You assume all risks associated with use of the data provided on this page.



# Race Results



September 26, 2025, Race 9, COMMODORE HOTEL HANDICAP PACE, Distance 2600m, Addington - Survey 3200m

Result	TAB no.	Horse (Barrier)	2600 to	2400m to
10th	8	Mo'unga (6)	2400m	2200m
		Position in running (margin)	-	5(7.1)
		Sectional time (s)	16.29	14.68
		Cumulative time (s)	190.96	174.67
		Speed (m/s)	12.28	13.62
		Stride length (m)	5.70	5.95
		Stride duration (s)	0.420	0.437
		Stride efficiency (%)	50.75	55.34
		Stride count	35.10	33.61

#### Disclaimer.

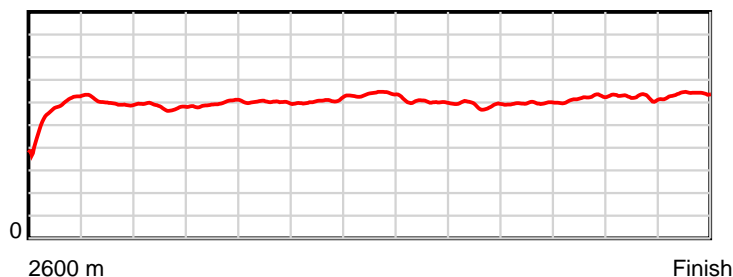
HRNZ and NZMTC and Thoroughbred Ratings Pty Ltd accepts no responsibility for the completeness or accuracy of any of the information contained herein, and makes no representations about its suitability for any particular purpose. Users should make their own judgements about those matters and/or seek independent advice. You assume all risks associated with use of the data provided on this page.

# Race Results

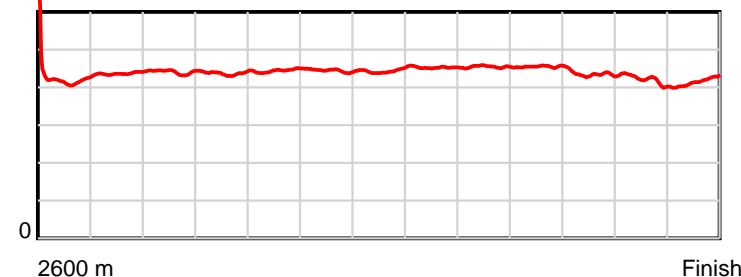
September 26, 2025, Race 9, COMMODORE HOTEL HANDICAP PACE, Distance 2600m, Addington - Survey 3200m

Result	TAB no.	Horse (Barrier)	2200m to	2000m to	1800m to	1600m to	1400m to	1200m to	1000m to	800m to	600m to	400m to	200m to	Total or	Margin
10th	8	Mo'unga (6)	2000m	1800m	1600m	1400m	1200m	1000m	800m	600m	400m	200m	WP	Average	
		Position in running (margin)	5(8.7)	5(6.5)	7(7.3)	7(6.4)	8(6.9)	8(6.3)	9(7.9)	10(7.5)	10(7.6)	9(6.8)	10(6.5)		6.40
		Sectional time (s)	15.40	14.70	14.85	14.53	13.99	15.20	15.65	15.19	14.07	13.27	13.14		
		Cumulative time (s)	159.99	144.59	129.89	115.04	100.51	86.52	71.32	55.67	40.48	26.41	13.14	3:10.96	
		Speed (m/s)	12.99	13.61	13.47	13.76	14.30	13.16	12.78	13.17	14.21	15.07	15.22	13.62	
		Stride length (m)	5.73	5.96	5.98	6.12	6.34	5.95	5.81	5.99	6.17	6.33	6.34	6.02	
		Stride duration (s)	0.441	0.438	0.444	0.445	0.444	0.453	0.454	0.455	0.434	0.420	0.416	0.442	
		Stride efficiency (%)	51.32	55.47	55.93	58.50	62.84	55.41	52.68	56.13	59.54	62.63	62.77	56.66	
		Stride count	34.90	33.57	33.43	32.69	31.54	33.59	34.45	33.37	32.40	31.59	31.56	431.80	

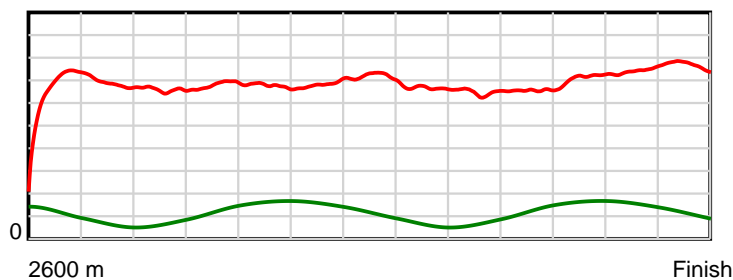
10 m Stride length



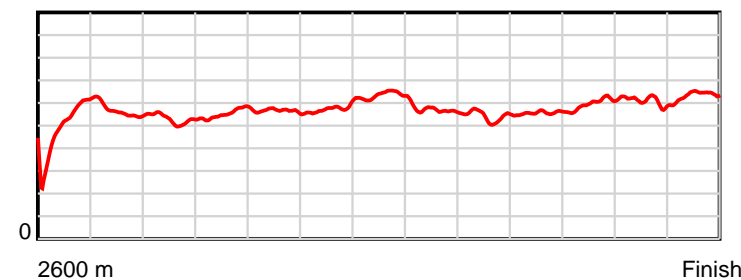
0.6 s Stride duration



20 m/sec Speed



100 % Stride efficiency



Note: Horizontal distance axis grid lines are 200m furlongs.

## Disclaimer.

HRNZ and NZMTC and Thoroughbred Ratings Pty Ltd accepts no responsibility for the completeness or accuracy of any of the information contained herein, and makes no representations about its suitability for any particular purpose. Users should make their own judgements about those matters and/or seek independent advice. You assume all risks associated with use of the data provided on this page.