



## Race Results

NZ Metropolitan Trotting Club Inc, HRNZ, October 01, 2025

Compilation date: October 1, 2025, 7:08:21 PM (NZDT)

Copyright © 2025 HRNZ and NZMTC. All rights reserved.

### Trademarks.

StrideMASTER is a registered trademark of Thoroughbred Ratings Pty Ltd.

### Disclaimer.

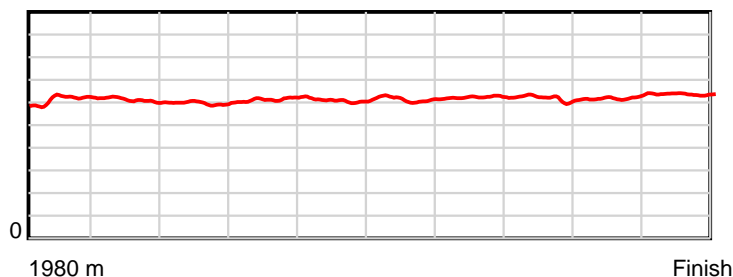
HRNZ and NZMTC and Thoroughbred Ratings Pty Ltd accepts no responsibility for the completeness or accuracy of any of the information contained herein, and makes no representations about its suitability for any particular purpose. Users should make their own judgements about those matters and/or seek independent advice. You assume all risks associated with use of the data provided on this page.

# Race Results

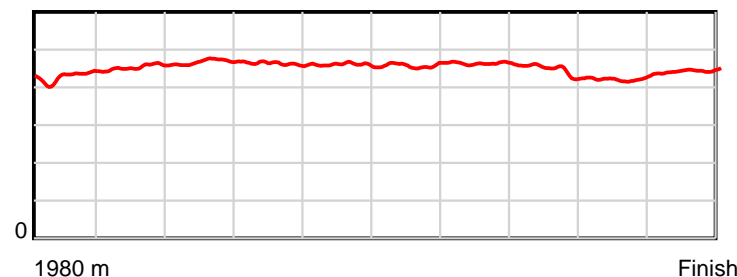
October 01, 2025, Race 5, BREED-RACE-WIN-REPEAT MOBILE PACE, Distance 1980m, Addington - Survey 1980m

Result	TAB no.	Horse (Barrier)	1980 to	1800m to	1600m to	1400m to	1200m to	1000m to	800m to	600m to	400m to	200m to	Total or	Margin
1st	10	<b>Don Juan (9)</b>	<b>1800m</b>	<b>1600m</b>	<b>1400m</b>	<b>1200m</b>	<b>1000m</b>	<b>800m</b>	<b>600m</b>	<b>400m</b>	<b>200m</b>	<b>WP</b>	<b>Average</b>	
		Position in running (margin)	-	6(7.4)	5(9.3)	5(9.4)	5(7.5)	6(6.4)	6(6.3)	6(6.3)	6(5.1)	1(0.0)		0.00
		Sectional time (s)	13.28	14.98	15.45	15.16	15.37	15.36	14.89	14.71	13.91	13.92		
		Cumulative time (s)	147.03	133.75	118.77	103.32	88.16	72.79	57.43	42.54	27.83	13.92	2:27.03	
		Speed (m/s)	13.56	13.35	12.94	13.19	13.01	13.02	13.43	13.60	14.38	14.37	13.47	
		Stride length (m)	6.09	6.05	6.05	6.11	5.99	5.96	6.22	6.05	6.08	6.39	6.10	
		Stride duration (s)	0.429	0.453	0.468	0.463	0.460	0.458	0.463	0.445	0.423	0.445	0.453	
		Stride efficiency (%)	57.92	57.24	57.27	58.32	56.08	55.57	60.44	57.18	57.81	63.72	58.09	
		Stride count	29.57	33.05	33.04	32.74	33.38	33.54	32.16	33.06	32.88	31.32	324.74	

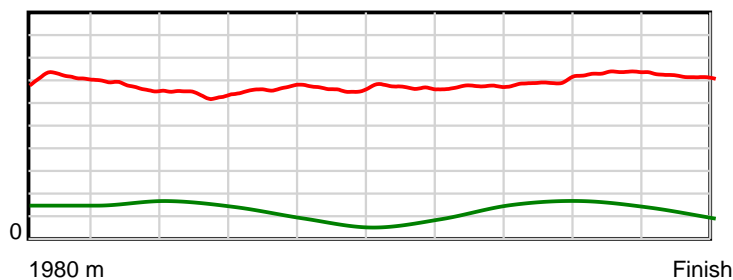
10 m Stride length



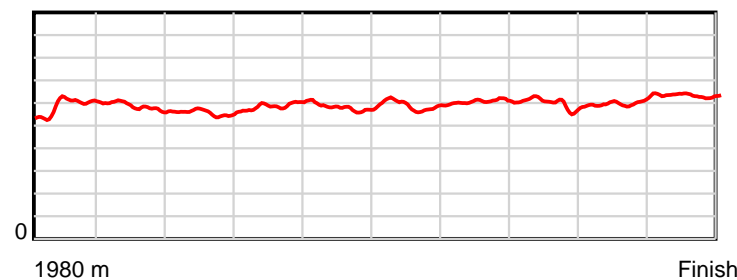
0.6 s Stride duration



20 m/sec Speed



100 % Stride efficiency



Note: Horizontal distance axis grid lines are 200m furlongs.

## Disclaimer.

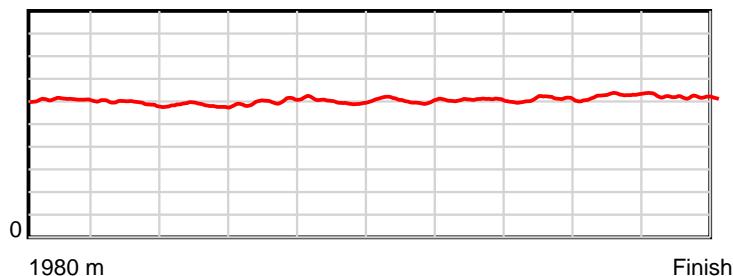
HRNZ and NZMTC and Thoroughbred Ratings Pty Ltd accepts no responsibility for the completeness or accuracy of any of the information contained herein, and makes no representations about its suitability for any particular purpose. Users should make their own judgements about those matters and/or seek independent advice. You assume all risks associated with use of the data provided on this page.

# Race Results

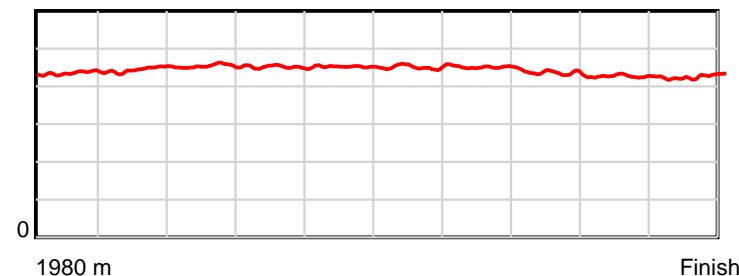
October 01, 2025, Race 5, BREED-RACE-WIN-REPEAT MOBILE PACE, Distance 1980m, Addington - Survey 1980m

Result	TAB no.	Horse (Barrier)	1980 to	1800m to	1600m to	1400m to	1200m to	1000m to	800m to	600m to	400m to	200m to	Total or	Margin
2nd	5	Carrera Tranqu... (4)	1800m	1600m	1400m	1200m	1000m	800m	600m	400m	200m	WP	Average	
		Position in running (margin)	-	5(7.3)	6(10.9)	6(12.1)	7(9.5)	7(8.4)	7(8.1)	8(7.7)	8(6.9)	4(1.8)		0.60
		Sectional time (s)	13.32	15.28	15.62	15.05	15.35	15.34	14.83	14.77	13.91	13.68		
		Cumulative time (s)	147.15	133.83	118.55	102.93	87.88	72.53	57.19	42.36	27.59	13.68	2:27.15	
		Speed (m/s)	13.52	13.09	12.80	13.29	13.03	13.04	13.49	13.54	14.38	14.62	13.46	
		Stride length (m)	6.00	5.82	5.81	5.99	5.90	5.88	6.07	5.88	6.14	6.22	5.97	
		Stride duration (s)	0.435	0.445	0.453	0.451	0.452	0.451	0.450	0.434	0.427	0.426	0.443	
		Stride efficiency (%)	56.20	52.93	52.69	56.13	54.31	54.09	57.61	53.95	58.82	60.54	55.64	
		Stride count	30.02	34.36	34.44	33.37	33.93	33.99	32.94	34.04	32.60	32.13	331.82	

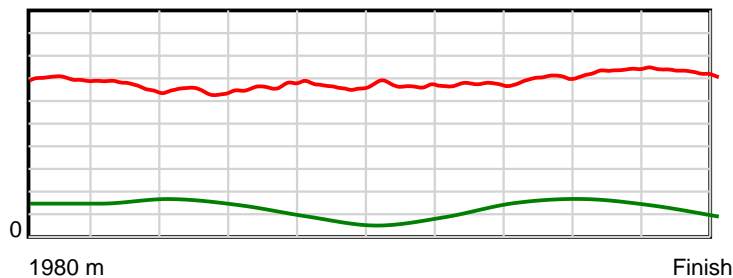
10 m Stride length



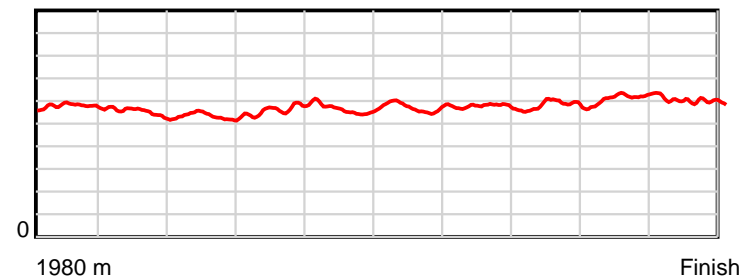
0.6 s Stride duration



20 m/sec Speed



100 % Stride efficiency



Note: Horizontal distance axis grid lines are 200m furlongs.

## Disclaimer.

HRNZ and NZMTC and Thoroughbred Ratings Pty Ltd accepts no responsibility for the completeness or accuracy of any of the information contained herein, and makes no representations about its suitability for any particular purpose. Users should make their own judgements about those matters and/or seek independent advice. You assume all risks associated with use of the data provided on this page.



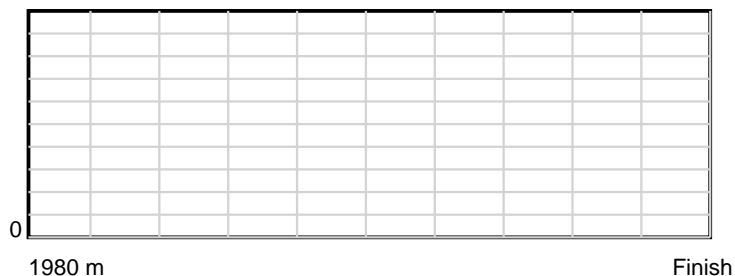
# Race Results



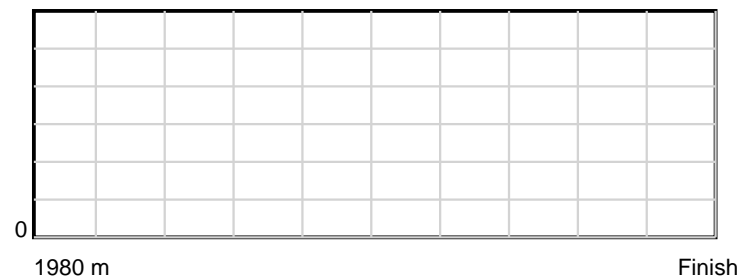
October 01, 2025, Race 5, BREED-RACE-WIN-REPEAT MOBILE PACE, Distance 1980m, Addington - Survey 1980m

Result	TAB no.	Horse (Barrier)	1980 to	1800m to	1600m to	1400m to	1200m to	1000m to	800m to	600m to	400m to	200m to	Total or	Margin
3rd	8	Beaudiene Quic... (7)	1800m	1600m	1400m	1200m	1000m	800m	600m	400m	200m	WP	Average	
		Position in running (margin)	-	8(10.5)	8(14.9)	8(15.8)	8(12.4)	8(10.2)	9(9.9)	9(9.7)	9(7.8)	6(3.1)		1.30
		Sectional time (s)	13.67	15.40	15.58	14.93	15.17	15.33	14.86	14.58	13.98	13.78		
		Cumulative time (s)	147.28	133.61	118.21	102.63	87.70	72.53	57.20	42.34	27.76	13.78	2:27.28	
		Speed (m/s)	13.17	12.99	12.84	13.40	13.18	13.05	13.46	13.72	14.31	14.51	13.44	
		Stride length (m)	11.24	11.00	10.88	11.36	11.17	11.06	11.40	11.62	12.12	12.30	11.40	
		Stride duration (s)	0.848	0.848	0.848	0.848	0.848	0.848	0.848	0.848	0.848	0.848	0.848	
		Stride efficiency (%)	197.59	189.24	185.04	201.55	195.12	191.01	203.24	211.12	229.59	236.56	203.12	
		Stride count	16.01	18.17	18.38	17.61	17.90	18.09	17.54	17.21	16.50	16.26	173.67	

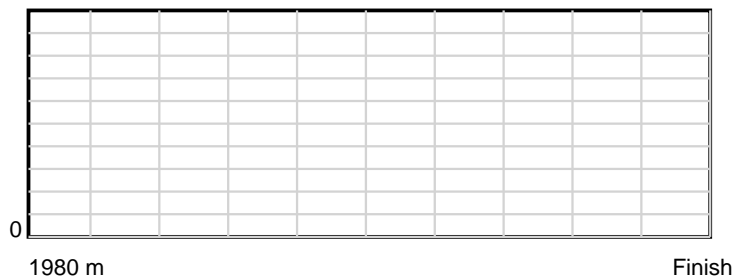
10 m Stride length



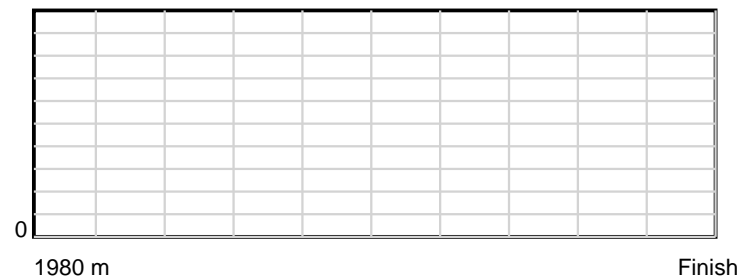
0.6 s Stride duration



20 m/sec Speed



100 % Stride efficiency



Note: Horizontal distance axis grid lines are 200m furlongs.


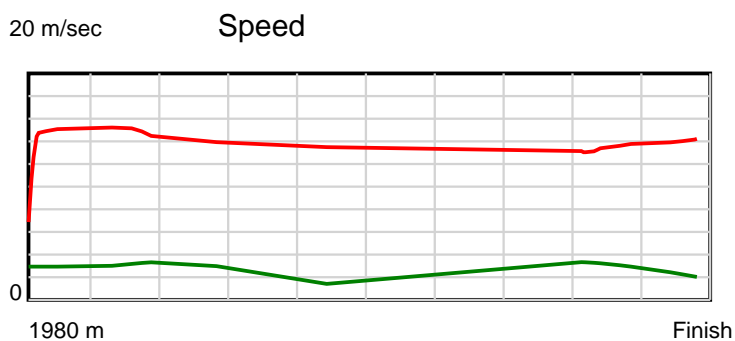
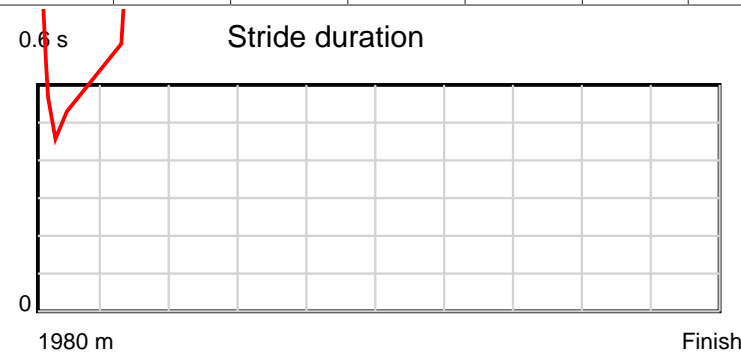

**Disclaimer.**

HRNZ and NZMTC and Thoroughbred Ratings Pty Ltd accepts no responsibility for the completeness or accuracy of any of the information contained herein, and makes no representations about its suitability for any particular purpose. Users should make their own judgements about those matters and/or seek independent advice. You assume all risks associated with use of the data provided on this page.

# Race Results

October 01, 2025, Race 5, BREED-RACE-WIN-REPEAT MOBILE PACE, Distance 1980m, Addington - Survey 1980m

Result	TAB no.	Horse (Barrier)	1980 to	1800m to	1600m to	1400m to	1200m to	1000m to	800m to	600m to	400m to	200m to	Total or	Margin
4th	6	Emma Swan (5)	1800m	1600m	1400m	1200m	1000m	800m	600m	400m	200m	WP	Average	
		Position in running (margin)	-	1(0.0)	3(5.8)	3(5.4)	3(4.2)	4(3.6)	4(3.9)	4(4.2)	4(4.6)	5(2.5)		2.10
		Sectional time (s)	12.00	15.64	15.35	15.28	15.44	15.44	14.93	14.98	14.41	13.96		
		Cumulative time (s)	147.43	135.43	119.79	104.44	89.16	73.72	58.28	43.35	28.37	13.96	2:27.43	
		Speed (m/s)	15.01	12.79	13.03	13.09	12.95	12.95	13.40	13.35	13.88	14.33	13.43	
		Stride length (m)	14.35	39.42	32.51	193.23	250.28	318.17	328.95	327.83	13.82	17.13	36.95	
		Stride duration (s)	0.944	3.082	2.495	14.765	19.326	24.562	24.562	24.562	0.996	1.196	2.751	
		Stride efficiency (%)	321.73	2428.02	1651.48	58344.72	97881.68	158188.17	169095.03	167940.36	298.62	458.70	2133.17	
		Stride count	12.54	5.07	6.15	1.04	0.80	0.63	0.61	0.61	14.47	11.67	53.59	



Note: Horizontal distance axis grid lines are 200m furlongs.

### Disclaimer.

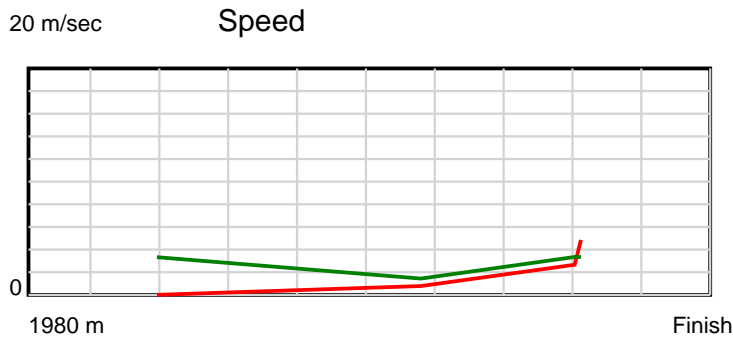
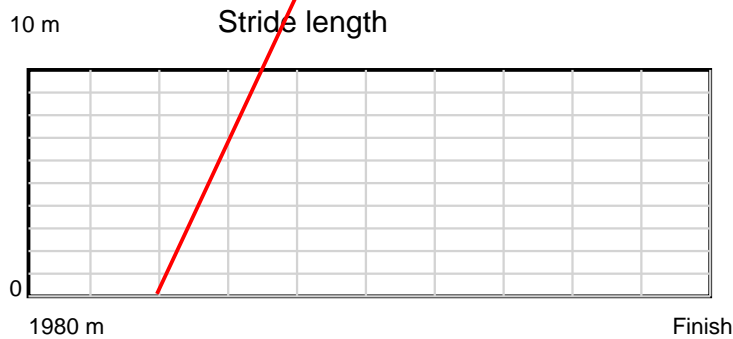
HRNZ and NZMTC and Thoroughbred Ratings Pty Ltd accepts no responsibility for the completeness or accuracy of any of the information contained herein, and makes no representations about its suitability for any particular purpose. Users should make their own judgements about those matters and/or seek independent advice. You assume all risks associated with use of the data provided on this page.



# Race Results

October 01, 2025, Race 5, BREED-RACE-WIN-REPEAT MOBILE PACE, Distance 1980m, Addington - Survey 1980m

Result	TAB no.	Horse (Barrier)	1980 to	1800m to	1600m to	1400m to	1200m to	1000m to	800m to	600m to	400m to	200m to	Total or	Margin
5th	7	<b>Kowhai Nugget (6)</b>	<b>1800m</b>	<b>1600m</b>	<b>1400m</b>	<b>1200m</b>	<b>1000m</b>	<b>800m</b>	<b>600m</b>	<b>400m</b>	<b>200m</b>	<b>WP</b>	<b>Average</b>	
		Position in running (margin)	-	7(8.5)	7(12.8)	7(14.0)	6(8.0)	3(3.2)	3(2.6)	3(2.5)	2(1.9)	2(0.8)		2.30
		Sectional time (s)	13.48	15.39	15.61	14.49	14.73	15.30	14.86	14.81	14.57	14.23		
		Cumulative time (s)	147.47	133.99	118.60	102.99	88.50	73.77	58.47	43.61	28.80	14.23	2:27.47	
		Speed (m/s)	13.36	13.00	12.81	13.80	13.58	13.07	13.46	13.50	13.73	14.05	13.43	
		Stride length (m)	0.00	5918.01	410.36	441.96	434.99	477.70	765.47	731.62	18.64	18.70	83.16	
		Stride duration (s)	0.000	455.354	32.031	32.031	32.031	36.550	56.889	54.181	1.358	1.330	6.193	
		Stride efficiency (%)	0.00	54728736.00	263145.44	305235.31	295674.03	356599.44	915628.75	836444.50	542.79	546.32	10806.25	
		Stride count	0.00	0.03	0.49	0.45	0.46	0.42	0.26	0.27	10.73	10.70	23.81	



Note: Horizontal distance axis grid lines are 200m furlongs.

## Disclaimer.

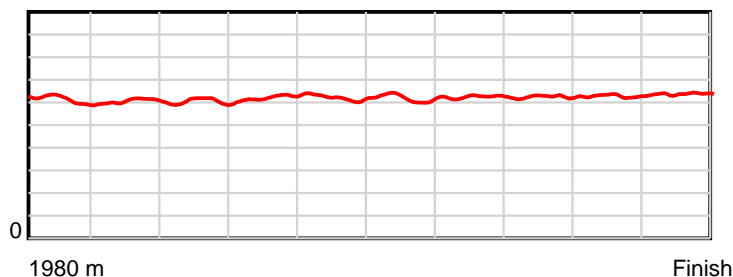
HRNZ and NZMTC and Thoroughbred Ratings Pty Ltd accepts no responsibility for the completeness or accuracy of any of the information contained herein, and makes no representations about its suitability for any particular purpose. Users should make their own judgements about those matters and/or seek independent advice. You assume all risks associated with use of the data provided on this page.

# Race Results

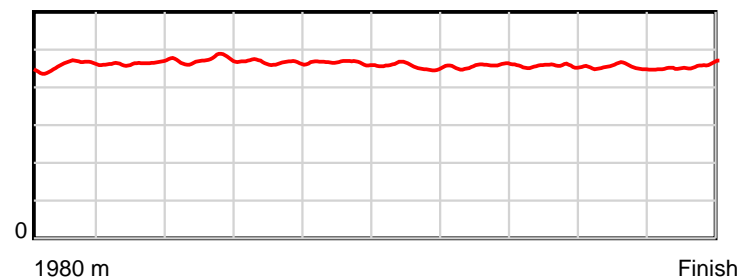
October 01, 2025, Race 5, BREED-RACE-WIN-REPEAT MOBILE PACE, Distance 1980m, Addington - Survey 1980m

Result	TAB no.	Horse (Barrier)	1980 to	1800m to	1600m to	1400m to	1200m to	1000m to	800m to	600m to	400m to	200m to	Total or	Margin
6th	9	<b>Style Council (8)</b>	<b>1800m</b>	<b>1600m</b>	<b>1400m</b>	<b>1200m</b>	<b>1000m</b>	<b>800m</b>	<b>600m</b>	<b>400m</b>	<b>200m</b>	<b>WP</b>	<b>Average</b>	
		Position in running (margin)	-	9(11.5)	9(17.1)	9(18.0)	9(15.0)	9(12.4)	8(9.2)	7(7.5)	7(6.1)	8(4.7)		5.80
		Sectional time (s)	13.92	15.61	15.56	14.99	15.10	14.87	14.59	14.69	14.52	14.28		
		Cumulative time (s)	148.13	134.21	118.60	103.04	88.05	72.95	58.08	43.49	28.80	14.28	2:28.13	
		Speed (m/s)	12.94	12.81	12.85	13.34	13.25	13.45	13.71	13.61	13.77	14.01	13.37	
		Stride length (m)	6.02	5.95	6.07	6.22	6.16	6.13	6.26	6.22	6.24	6.40	6.17	
		Stride duration (s)	0.459	0.465	0.473	0.466	0.465	0.455	0.457	0.457	0.453	0.457	0.461	
		Stride efficiency (%)	56.60	55.39	57.63	60.47	59.38	58.68	61.33	60.46	60.89	64.05	59.45	
		Stride count	29.91	33.59	32.93	32.15	32.44	32.64	31.92	32.15	32.04	31.24	321.01	

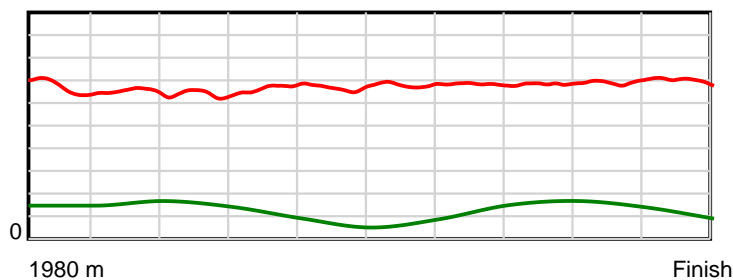
10 m Stride length



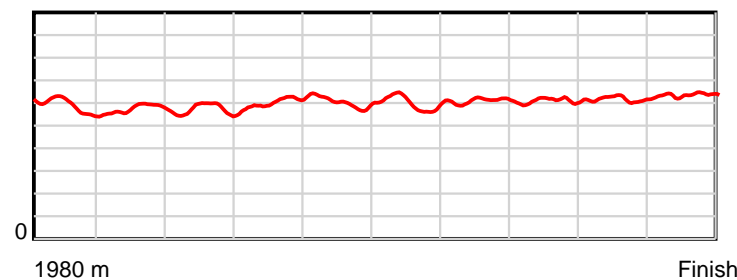
0.6 s Stride duration



20 m/sec Speed



100 % Stride efficiency



Note: Horizontal distance axis grid lines are 200m furlongs.

## Disclaimer.

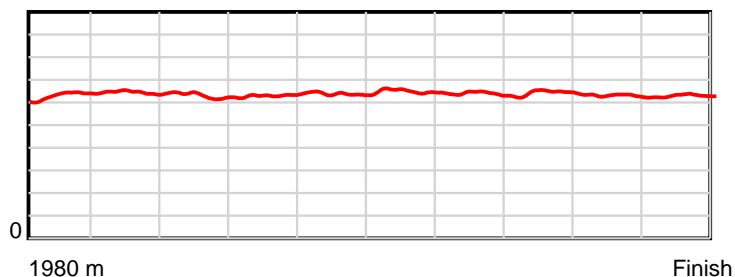
HRNZ and NZMTC and Thoroughbred Ratings Pty Ltd accepts no responsibility for the completeness or accuracy of any of the information contained herein, and makes no representations about its suitability for any particular purpose. Users should make their own judgements about those matters and/or seek independent advice. You assume all risks associated with use of the data provided on this page.

# Race Results

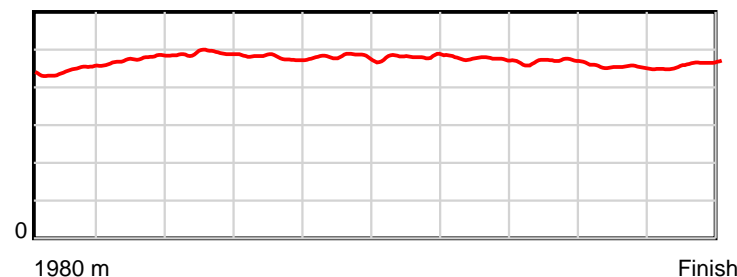
October 01, 2025, Race 5, BREED-RACE-WIN-REPEAT MOBILE PACE, Distance 1980m, Addington - Survey 1980m

Result	TAB no.	Horse (Barrier)	1980 to	1800m to	1600m to	1400m to	1200m to	1000m to	800m to	600m to	400m to	200m to	Total or	Margin
7th	1	Ambleside Driv... (1)	1800m	1600m	1400m	1200m	1000m	800m	600m	400m	200m	WP	Average	
		Position in running (margin)	-	4(5.2)	4(7.8)	4(8.1)	4(6.3)	5(4.8)	5(4.2)	5(4.2)	5(4.7)	7(3.2)		6.20
		Sectional time (s)	12.74	15.09	15.48	15.18	15.28	15.30	14.88	14.99	14.50	14.78		
		Cumulative time (s)	148.22	135.48	120.39	104.91	89.73	74.45	59.15	44.27	29.28	14.78	2:28.22	
		Speed (m/s)	14.13	13.25	12.92	13.18	13.09	13.07	13.44	13.34	13.79	13.53	13.36	
		Stride length (m)	6.30	6.30	6.34	6.31	6.29	6.30	6.39	6.25	6.26	6.24	6.30	
		Stride duration (s)	0.444	0.475	0.490	0.479	0.481	0.482	0.476	0.468	0.454	0.461	0.471	
		Stride efficiency (%)	61.98	62.00	62.74	62.17	61.86	62.01	63.88	60.95	61.23	60.88	61.96	
		Stride count	28.58	31.75	31.56	31.71	31.79	31.75	31.28	32.02	31.95	32.04	314.43	

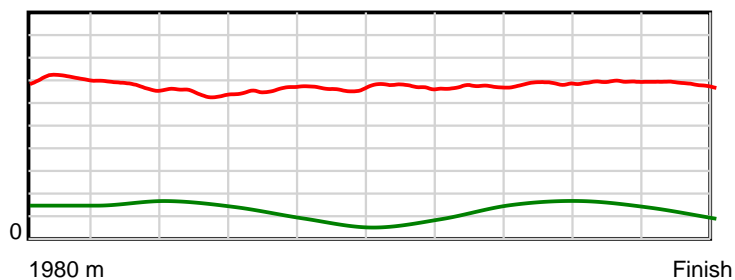
10 m Stride length



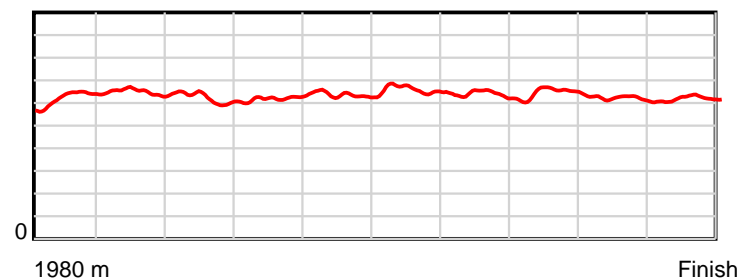
0.6 s Stride duration



20 m/sec Speed



100 % Stride efficiency



Note: Horizontal distance axis grid lines are 200m furlongs.

## Disclaimer.

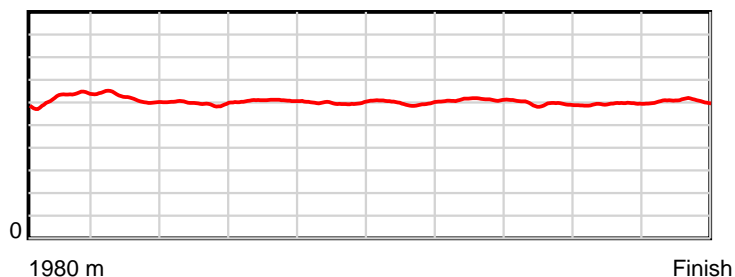
HRNZ and NZMTC and Thoroughbred Ratings Pty Ltd accepts no responsibility for the completeness or accuracy of any of the information contained herein, and makes no representations about its suitability for any particular purpose. Users should make their own judgements about those matters and/or seek independent advice. You assume all risks associated with use of the data provided on this page.

# Race Results

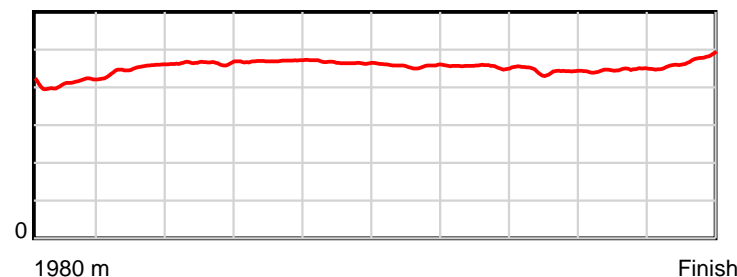
October 01, 2025, Race 5, BREED-RACE-WIN-REPEAT MOBILE PACE, Distance 1980m, Addington - Survey 1980m

Result	TAB no.	Horse (Barrier)	1980 to	1800m to	1600m to	1400m to	1200m to	1000m to	800m to	600m to	400m to	200m to	Total or	Margin
8th	4	<b>Lord Mudrick (3)</b>	<b>1800m</b>	<b>1600m</b>	<b>1400m</b>	<b>1200m</b>	<b>1000m</b>	<b>800m</b>	<b>600m</b>	<b>400m</b>	<b>200m</b>	<b>WP</b>	<b>Average</b>	
		Position in running (margin)	-	2(0.6)	1(0.0)	1(0.0)	1(0.0)	1(0.0)	1(0.0)	1(0.0)	1(0.0)	3(0.9)		8.80
		Sectional time (s)	12.20	14.57	15.42	15.49	15.54	15.39	14.88	14.91	14.91	15.40		
		Cumulative time (s)	148.71	136.51	121.94	106.52	91.03	75.49	60.10	45.22	30.31	15.40	2:28.71	
		Speed (m/s)	14.76	13.73	12.97	12.91	12.87	13.00	13.44	13.41	13.41	12.99	13.31	
		Stride length (m)	6.13	6.19	6.03	6.07	6.00	5.94	6.12	5.95	5.98	6.11	6.05	
		Stride duration (s)	0.410	0.451	0.465	0.470	0.466	0.457	0.455	0.444	0.446	0.470	0.454	
		Stride efficiency (%)	58.70	59.78	56.78	57.54	56.18	55.13	58.47	55.29	55.90	58.26	57.16	
		Stride count	29.37	32.33	33.18	32.96	33.36	33.67	32.70	33.62	33.44	32.75	327.38	

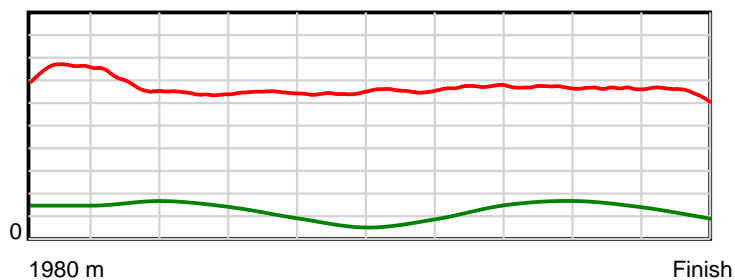
10 m Stride length



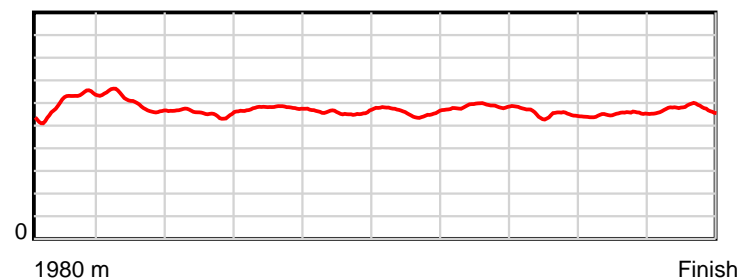
0.6 s Stride duration



20 m/sec Speed



100 % Stride efficiency



Note: Horizontal distance axis grid lines are 200m furlongs.

**Disclaimer.**

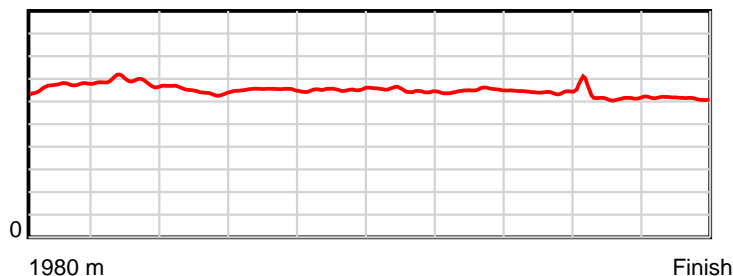
HRNZ and NZMTC and Thoroughbred Ratings Pty Ltd accepts no responsibility for the completeness or accuracy of any of the information contained herein, and makes no representations about its suitability for any particular purpose. Users should make their own judgements about those matters and/or seek independent advice. You assume all risks associated with use of the data provided on this page.

# Race Results

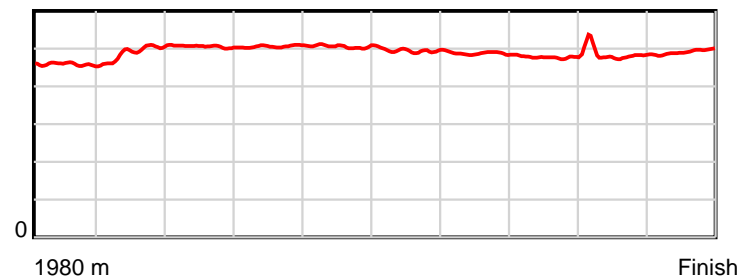
October 01, 2025, Race 5, BREED-RACE-WIN-REPEAT MOBILE PACE, Distance 1980m, Addington - Survey 1980m

Result	TAB no.	Horse (Barrier)	1980 to	1800m to	1600m to	1400m to	1200m to	1000m to	800m to	600m to	400m to	200m to	Total or	Margin
9th	3	<b>Reggie Golight... (2)</b>	<b>1800m</b>	<b>1600m</b>	<b>1400m</b>	<b>1200m</b>	<b>1000m</b>	<b>800m</b>	<b>600m</b>	<b>400m</b>	<b>200m</b>	<b>WP</b>	<b>Average</b>	
		Position in running (margin)	-	3(2.8)	2(1.9)	2(2.8)	2(2.5)	2(1.9)	2(1.6)	2(1.9)	3(2.3)	9(6.2)		16.50
		Sectional time (s)	12.31	14.50	15.58	15.43	15.44	15.35	14.93	14.98	15.41	16.24		
		Cumulative time (s)	150.17	137.86	123.36	107.78	92.35	76.91	61.56	46.63	31.65	16.24	2:30.17	
		Speed (m/s)	14.63	13.79	12.84	12.96	12.95	13.03	13.40	13.35	12.98	12.32	13.19	
		Stride length (m)	6.64	6.80	6.49	6.56	6.55	6.44	6.53	6.37	6.28	6.07	6.46	
		Stride duration (s)	0.458	0.493	0.505	0.506	0.505	0.494	0.487	0.477	0.484	0.493	0.490	
		Stride efficiency (%)	68.89	72.19	65.77	67.27	66.97	64.84	66.54	63.37	61.62	57.50	65.29	
		Stride count	27.11	29.42	30.83	30.48	30.55	31.05	30.65	31.41	31.85	32.97	306.32	

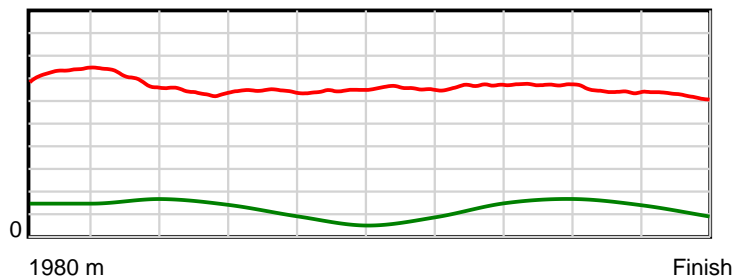
10 m Stride length



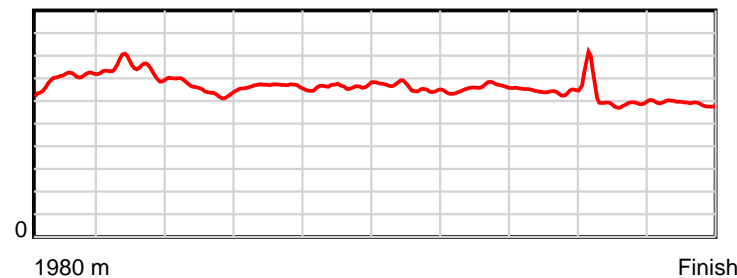
0.6 s Stride duration



20 m/sec Speed



100 % Stride efficiency



Note: Horizontal distance axis grid lines are 200m furlongs.

**Disclaimer.**

HRNZ and NZMTC and Thoroughbred Ratings Pty Ltd accepts no responsibility for the completeness or accuracy of any of the information contained herein, and makes no representations about its suitability for any particular purpose. Users should make their own judgements about those matters and/or seek independent advice. You assume all risks associated with use of the data provided on this page.