



Race Results

NZ Metropolitan Trotting Club Inc, HRNZ, October 01, 2025

Compilation date: October 1, 2025, 8:04:57 PM (NZDT)

Copyright © 2025 HRNZ and NZMTC. All rights reserved.

Trademarks.

StrideMASTER is a registered trademark of Thoroughbred Ratings Pty Ltd.

Disclaimer.

HRNZ and NZMTC and Thoroughbred Ratings Pty Ltd accepts no responsibility for the completeness or accuracy of any of the information contained herein, and makes no representations about its suitability for any particular purpose. Users should make their own judgements about those matters and/or seek independent advice. You assume all risks associated with use of the data provided on this page.



Race Results



October 01, 2025, Race 7, NEW ZEALAND HORSE AMBULANCE TRUST PACE, Distance 2600m, Addington - Survey 3200m

Result	TAB no.	Horse (Barrier)	2600 to	2400m to
1st	1	Jake (1)	2400m	2200m
		Position in running (margin)	-	4(4.1)
		Sectional time (s)	15.72	14.52
		Cumulative time (s)	197.10	181.38
		Speed (m/s)	12.72	13.77
		Stride length (m)	5.27	5.70
		Stride duration (s)	0.419	0.414
		Stride efficiency (%)	43.33	50.85
		Stride count	37.98	35.06

Disclaimer.

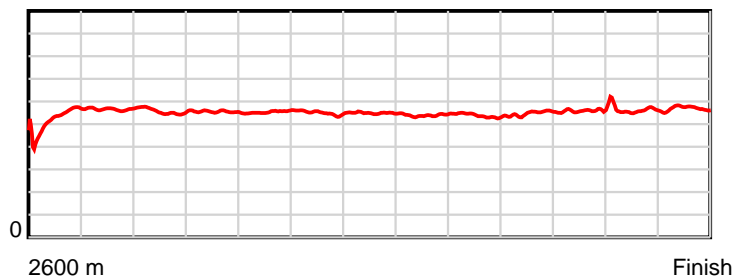
HRNZ and NZMTC and Thoroughbred Ratings Pty Ltd accepts no responsibility for the completeness or accuracy of any of the information contained herein, and makes no representations about its suitability for any particular purpose. Users should make their own judgements about those matters and/or seek independent advice. You assume all risks associated with use of the data provided on this page.

Race Results

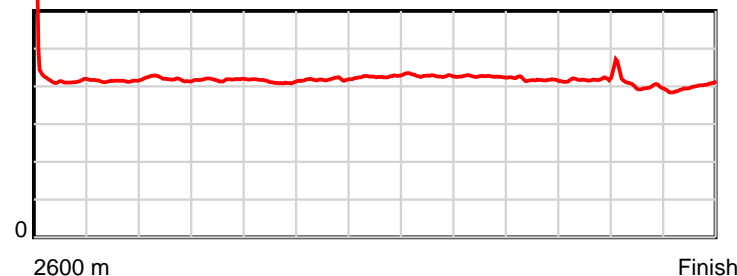
October 01, 2025, Race 7, NEW ZEALAND HORSE AMBULANCE TRUST PACE, Distance 2600m, Addington - Survey 3200m

Result	TAB no.	Horse (Barrier)	2200m to	2000m to	1800m to	1600m to	1400m to	1200m to	1000m to	800m to	600m to	400m to	200m to	Total or	Margin
1st	1	Jake (1)	2000m	1800m	1600m	1400m	1200m	1000m	800m	600m	400m	200m	WP	Average	
		Position in running (margin)	4(5.3)	3(6.6)	3(6.0)	3(4.8)	3(4.3)	3(3.6)	3(4.0)	4(4.2)	5(4.2)	5(3.7)	4(1.6)		0.00
		Sectional time (s)	15.45	15.05	15.12	14.92	15.52	15.69	16.23	15.19	15.21	14.20	14.28		
		Cumulative time (s)	166.86	151.41	136.36	121.24	106.32	90.80	75.11	58.88	43.69	28.48	14.28	3:17.10	
		Speed (m/s)	12.94	13.29	13.23	13.40	12.89	12.75	12.32	13.17	13.15	14.08	14.01	13.19	
		Stride length (m)	5.44	5.55	5.46	5.61	5.49	5.46	5.25	5.50	5.54	5.65	5.59	5.50	
		Stride duration (s)	0.420	0.418	0.413	0.418	0.426	0.428	0.426	0.418	0.421	0.401	0.399	0.417	
		Stride efficiency (%)	46.24	48.21	46.55	49.13	47.04	46.55	43.13	47.25	47.93	49.91	48.87	47.23	
		Stride count	36.76	36.01	36.64	35.67	36.45	36.64	38.07	36.37	36.11	35.39	35.76	472.91	

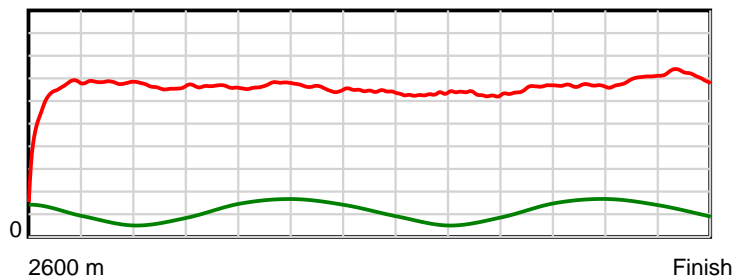
10 m Stride length



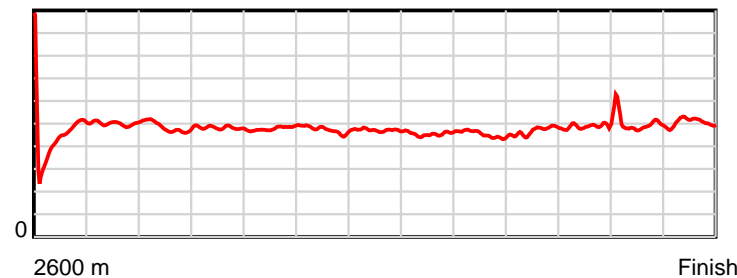
0.6 s Stride duration



20 m/sec Speed



100 % Stride efficiency



Note: Horizontal distance axis grid lines are 200m furlongs.

Disclaimer.

HRNZ and NZMTC and Thoroughbred Ratings Pty Ltd accepts no responsibility for the completeness or accuracy of any of the information contained herein, and makes no representations about its suitability for any particular purpose. Users should make their own judgements about those matters and/or seek independent advice. You assume all risks associated with use of the data provided on this page.



Race Results



October 01, 2025, Race 7, NEW ZEALAND HORSE AMBULANCE TRUST PACE, Distance 2600m, Addington - Survey 3200m

Result	TAB no.	Horse (Barrier)	2600 to	2400m to
2nd	2	Ar Gee Ruiz (2)	2400m	2200m
		Position in running (margin)	-	5(5.9)
		Sectional time (s)	16.34	14.53
		Cumulative time (s)	197.11	180.77
		Speed (m/s)	12.24	13.76
		Stride length (m)	5.68	6.34
		Stride duration (s)	0.458	0.460
		Stride efficiency (%)	50.43	62.79
		Stride count	35.21	31.55

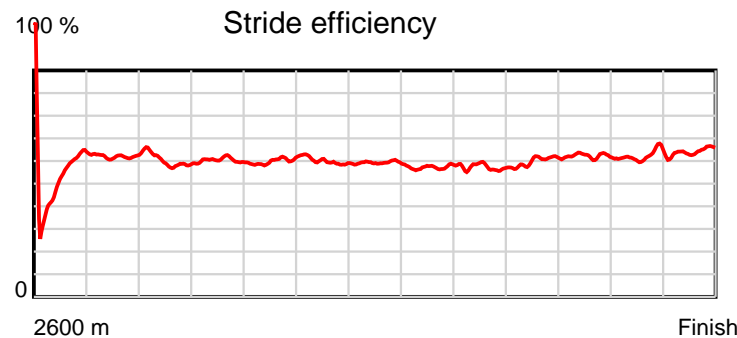
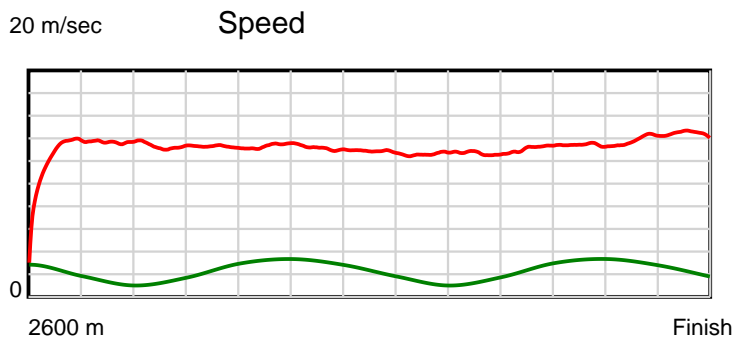
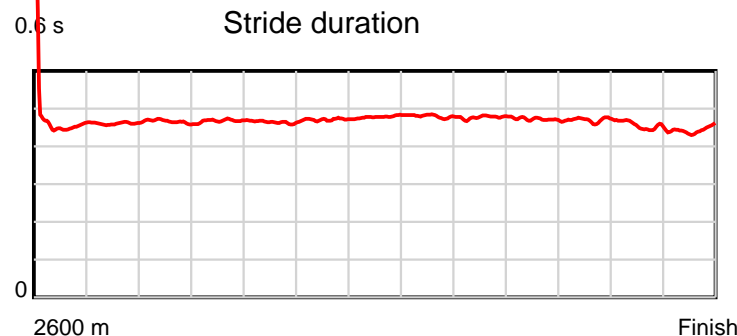
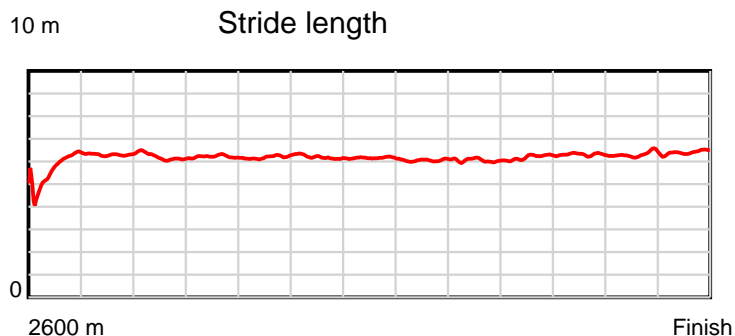
Disclaimer.

HRNZ and NZMTC and Thoroughbred Ratings Pty Ltd accepts no responsibility for the completeness or accuracy of any of the information contained herein, and makes no representations about its suitability for any particular purpose. Users should make their own judgements about those matters and/or seek independent advice. You assume all risks associated with use of the data provided on this page.

Race Results

October 01, 2025, Race 7, NEW ZEALAND HORSE AMBULANCE TRUST PACE, Distance 2600m, Addington - Survey 3200m

Result	TAB no.	Horse (Barrier)	2200m to	2000m to	1800m to	1600m to	1400m to	1200m to	1000m to	800m to	600m to	400m to	200m to	Total or	Margin
2nd	2	Ar Gee Ruiz (2)	2000m	1800m	1600m	1400m	1200m	1000m	800m	600m	400m	200m	WP	Average	
		Position in running (margin)	5(7.2)	5(8.9)	5(8.2)	4(7.7)	4(6.6)	4(5.4)	5(5.9)	6(6.0)	7(6.4)	6(5.4)	7(3.1)		0.10
		Sectional time (s)	15.52	15.04	15.23	14.82	15.44	15.70	16.22	15.26	15.12	14.17	13.72		
		Cumulative time (s)	166.24	150.72	135.68	120.45	105.63	90.19	74.49	58.27	43.01	27.89	13.72	3:17.11	
		Speed (m/s)	12.89	13.30	13.13	13.50	12.95	12.74	12.33	13.11	13.23	14.11	14.58	13.19	
		Stride length (m)	6.01	6.22	6.09	6.36	6.20	6.11	5.88	6.18	6.22	6.40	6.50	6.16	
		Stride duration (s)	0.466	0.468	0.464	0.471	0.478	0.480	0.477	0.472	0.470	0.453	0.446	0.467	
		Stride efficiency (%)	56.43	60.51	58.01	63.15	60.03	58.33	54.05	59.68	60.42	63.96	66.04	59.31	
		Stride count	33.28	32.14	32.82	31.46	32.27	32.73	34.01	32.36	32.17	31.26	30.76	422.02	



Note: Horizontal distance axis grid lines are 200m furlongs.

Disclaimer.

HRNZ and NZMTC and Thoroughbred Ratings Pty Ltd accepts no responsibility for the completeness or accuracy of any of the information contained herein, and makes no representations about its suitability for any particular purpose. Users should make their own judgements about those matters and/or seek independent advice. You assume all risks associated with use of the data provided on this page.



Race Results



October 01, 2025, Race 7, NEW ZEALAND HORSE AMBULANCE TRUST PACE, Distance 2600m, Addington - Survey 3200m

Result	TAB no.	Horse (Barrier)	2600 to	2400m to
3rd	7	Enya Franco (6)	2400m	2200m
		Position in running (margin)	-	8(10.6)
		Sectional time (s)	16.81	14.81
		Cumulative time (s)	197.11	180.30
		Speed (m/s)	11.90	13.50
		Stride length (m)	5.52	6.06
		Stride duration (s)	0.443	0.449
		Stride efficiency (%)	47.55	57.46
		Stride count	36.26	32.98

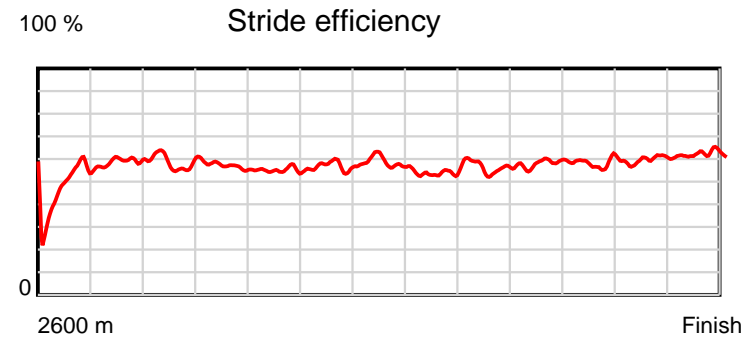
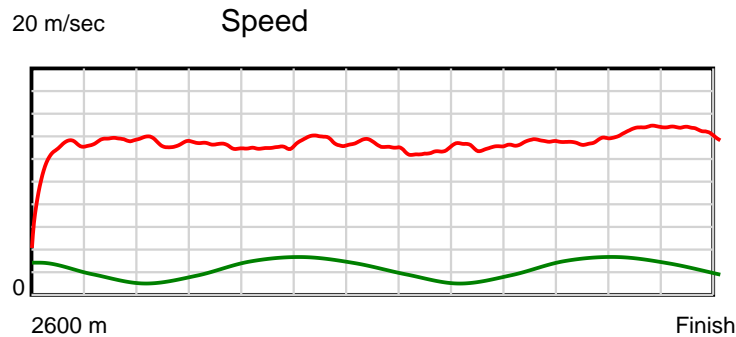
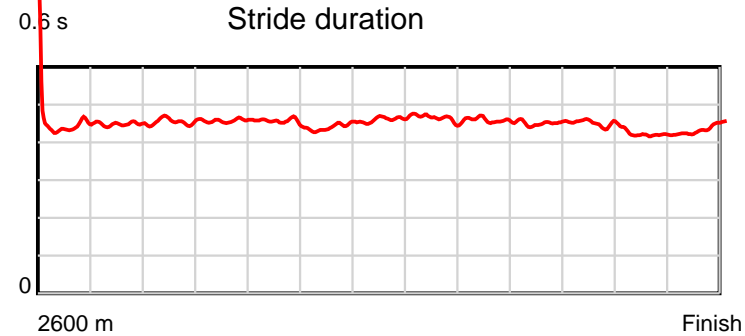
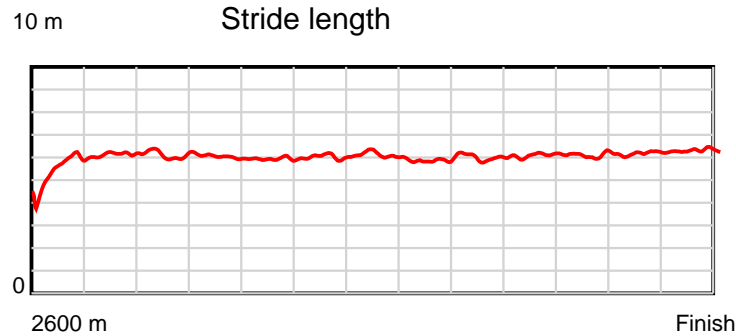
Disclaimer.

HRNZ and NZMTC and Thoroughbred Ratings Pty Ltd accepts no responsibility for the completeness or accuracy of any of the information contained herein, and makes no representations about its suitability for any particular purpose. Users should make their own judgements about those matters and/or seek independent advice. You assume all risks associated with use of the data provided on this page.

Race Results

October 01, 2025, Race 7, NEW ZEALAND HORSE AMBULANCE TRUST PACE, Distance 2600m, Addington - Survey 3200m

Result	TAB no.	Horse (Barrier)	2200m to	2000m to	1800m to	1600m to	1400m to	1200m to	1000m to	800m to	600m to	400m to	200m to	Total or	Margin
3rd	7	Enya Franco (6)	2000m	1800m	1600m	1400m	1200m	1000m	800m	600m	400m	200m	WP	Average	
		Position in running (margin)	8(13.6)	9(15.2)	9(15.6)	9(18.2)	8(14.6)	9(11.4)	9(11.6)	9(9.6)	8(7.0)	9(7.6)	6(3.0)		0.10
		Sectional time (s)	15.51	15.20	15.75	14.41	15.11	15.65	15.85	14.78	15.39	13.79	14.05		
		Cumulative time (s)	165.49	149.98	134.78	119.03	104.62	89.51	73.86	58.01	43.23	27.84	14.05	3:17.11	
		Speed (m/s)	12.89	13.16	12.70	13.88	13.24	12.78	12.62	13.53	13.00	14.50	14.23	13.19	
		Stride length (m)	5.87	6.02	5.78	6.12	6.11	5.93	5.79	6.11	5.84	6.08	6.24	5.95	
		Stride duration (s)	0.455	0.457	0.455	0.441	0.462	0.464	0.459	0.451	0.450	0.419	0.438	0.451	
		Stride efficiency (%)	53.89	56.55	52.17	58.57	58.37	54.93	52.39	58.26	53.36	57.82	60.75	55.38	
		Stride count	34.06	33.25	34.61	32.67	32.72	33.73	34.54	32.76	34.22	32.88	32.08	436.76	



Note: Horizontal distance axis grid lines are 200m furlongs.

Disclaimer.

HRNZ and NZMTC and Thoroughbred Ratings Pty Ltd accepts no responsibility for the completeness or accuracy of any of the information contained herein, and makes no representations about its suitability for any particular purpose. Users should make their own judgements about those matters and/or seek independent advice. You assume all risks associated with use of the data provided on this page.



Race Results



October 01, 2025, Race 7, NEW ZEALAND HORSE AMBULANCE TRUST PACE, Distance 2600m, Addington - Survey 3200m

Result	TAB no.	Horse (Barrier)	2600 to	2400m to
4th	10	Playing With S... (9)	2400m	2200m
		Position in running (margin)	-	7(8.9)
		Sectional time (s)	16.58	14.76
		Cumulative time (s)	197.15	180.57
		Speed (m/s)	12.06	13.55
		Stride length (m)	5.79	6.21
		Stride duration (s)	0.462	0.458
		Stride efficiency (%)	52.45	60.21
		Stride count	34.52	32.22

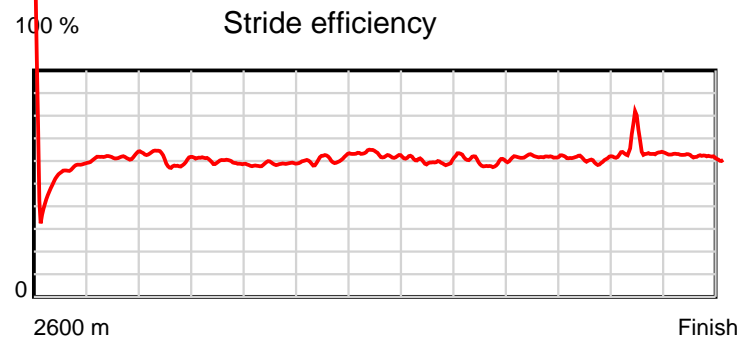
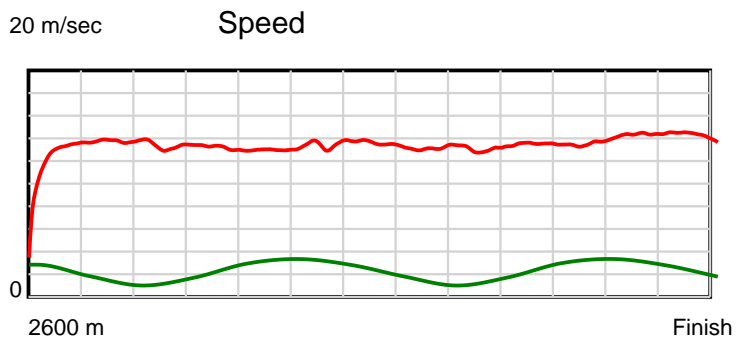
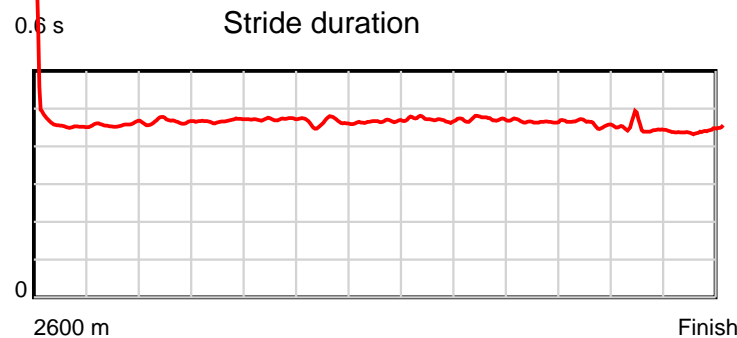
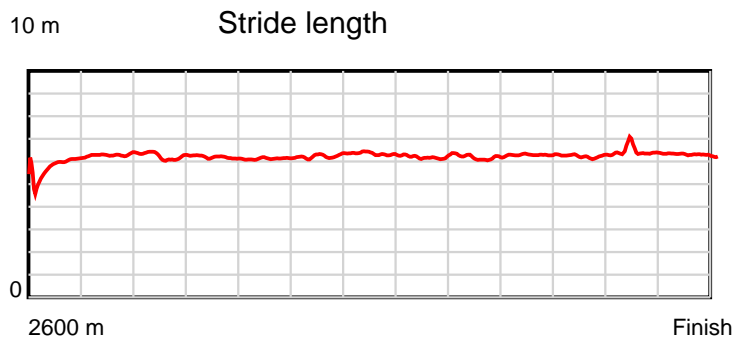
Disclaimer.

HRNZ and NZMTC and Thoroughbred Ratings Pty Ltd accepts no responsibility for the completeness or accuracy of any of the information contained herein, and makes no representations about its suitability for any particular purpose. Users should make their own judgements about those matters and/or seek independent advice. You assume all risks associated with use of the data provided on this page.

Race Results

October 01, 2025, Race 7, NEW ZEALAND HORSE AMBULANCE TRUST PACE, Distance 2600m, Addington - Survey 3200m

Result	TAB no.	Horse (Barrier)	2200m to	2000m to	1800m to	1600m to	1400m to	1200m to	1000m to	800m to	600m to	400m to	200m to	Total or	Margin
4th	10	Playing With S... (9)	2000m	1800m	1600m	1400m	1200m	1000m	800m	600m	400m	200m	WP	Average	
		Position in running (margin)	7(11.6)	8(13.7)	8(13.9)	8(17.3)	9(15.5)	8(11.0)	8(9.4)	8(7.9)	6(5.6)	7(5.4)	5(2.0)		0.30
		Sectional time (s)	15.59	15.17	15.89	14.71	14.88	15.36	15.95	14.82	15.26	13.98	14.20		
		Cumulative time (s)	165.81	150.22	135.05	119.16	104.45	89.57	74.21	58.26	43.44	28.18	14.20	3:17.15	
		Speed (m/s)	12.83	13.18	12.59	13.60	13.44	13.02	12.54	13.50	13.11	14.31	14.08	13.19	
		Stride length (m)	5.98	6.17	5.94	6.30	6.27	6.15	5.92	6.28	6.02	6.36	6.24	6.12	
		Stride duration (s)	0.466	0.468	0.472	0.463	0.466	0.472	0.472	0.465	0.459	0.445	0.443	0.464	
		Stride efficiency (%)	55.82	59.54	55.18	61.99	61.44	59.07	54.81	61.57	56.62	63.31	60.78	58.54	
		Stride count	33.46	32.40	33.66	31.75	31.90	32.53	33.77	31.86	33.23	31.42	32.07	424.79	



Note: Horizontal distance axis grid lines are 200m furlongs.

Disclaimer.

HRNZ and NZMTC and Thoroughbred Ratings Pty Ltd accepts no responsibility for the completeness or accuracy of any of the information contained herein, and makes no representations about its suitability for any particular purpose. Users should make their own judgements about those matters and/or seek independent advice. You assume all risks associated with use of the data provided on this page.



Race Results



October 01, 2025, Race 7, NEW ZEALAND HORSE AMBULANCE TRUST PACE, Distance 2600m, Addington - Survey 3200m

Result	TAB no.	Horse (Barrier)	2600 to	2400m to
5th	11	Bettor Way (10)	2400m	2200m
		Position in running (margin)	-	6(6.5)
		Sectional time (s)	16.25	14.84
		Cumulative time (s)	197.21	180.96
		Speed (m/s)	12.31	13.48
		Stride length (m)	6.32	6.62
		Stride duration (s)	0.482	0.491
		Stride efficiency (%)	62.42	68.46
		Stride count	31.65	30.22

Disclaimer.

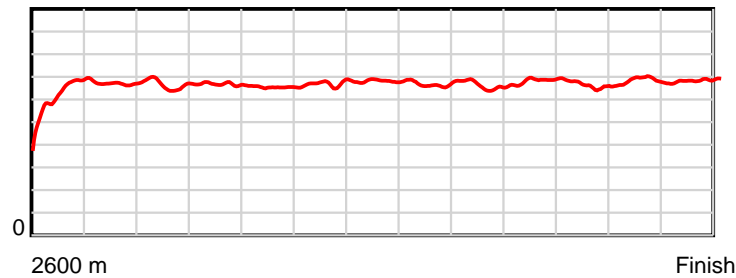
HRNZ and NZMTC and Thoroughbred Ratings Pty Ltd accepts no responsibility for the completeness or accuracy of any of the information contained herein, and makes no representations about its suitability for any particular purpose. Users should make their own judgements about those matters and/or seek independent advice. You assume all risks associated with use of the data provided on this page.

Race Results

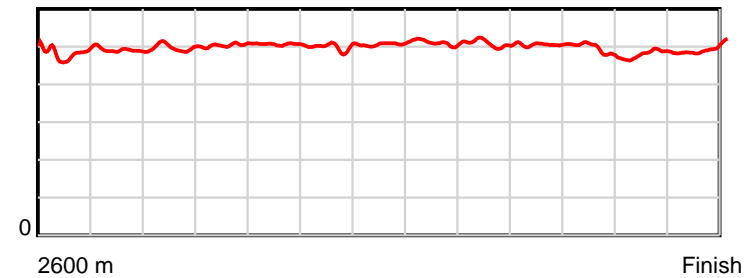
October 01, 2025, Race 7, NEW ZEALAND HORSE AMBULANCE TRUST PACE, Distance 2600m, Addington - Survey 3200m

Result	TAB no.	Horse (Barrier)	2200m to	2000m to	1800m to	1600m to	1400m to	1200m to	1000m to	800m to	600m to	400m to	200m to	Total or	Margin
5th	11	Bettor Way (10)	2000m	1800m	1600m	1400m	1200m	1000m	800m	600m	400m	200m	WP	Average	
		Position in running (margin)	6(9.7)	6(11.8)	7(12.0)	7(14.9)	7(13.3)	7(8.9)	6(7.6)	5(5.9)	4(3.4)	3(3.2)	2(0.1)		0.60
		Sectional time (s)	15.59	15.17	15.81	14.74	14.90	15.41	15.90	14.79	15.25	14.05	14.51		
		Cumulative time (s)	166.12	150.53	135.36	119.55	104.81	89.91	74.50	58.60	43.81	28.56	14.51	3:17.21	
		Speed (m/s)	12.83	13.18	12.65	13.57	13.42	12.98	12.58	13.52	13.11	14.23	13.78	13.18	
		Stride length (m)	6.38	6.64	6.40	6.78	6.80	6.62	6.40	6.82	6.42	6.87	6.84	6.60	
		Stride duration (s)	0.498	0.504	0.506	0.500	0.507	0.510	0.508	0.504	0.489	0.482	0.496	0.501	
		Stride efficiency (%)	63.67	68.90	64.03	71.86	72.32	68.55	63.91	72.70	64.37	73.67	73.13	68.13	
		Stride count	31.33	30.12	31.24	29.49	29.40	30.20	31.27	29.32	31.16	29.13	29.24	393.77	

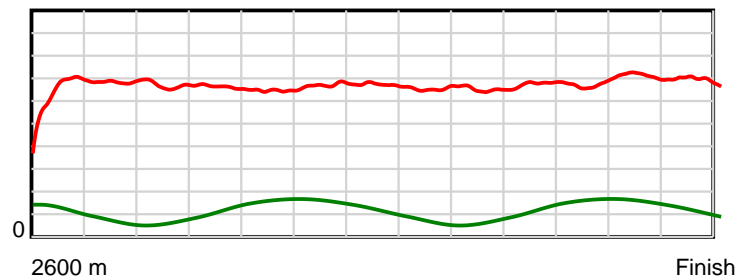
10 m Stride length



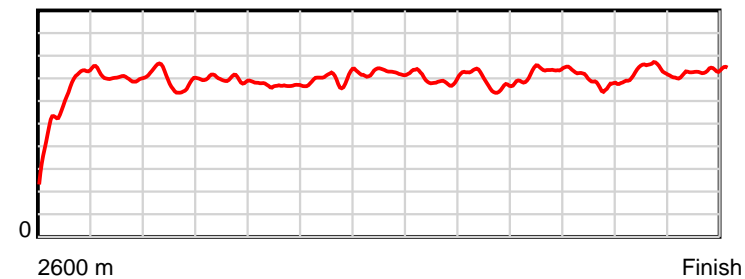
0.6 s Stride duration



20 m/sec Speed



100 % Stride efficiency



Note: Horizontal distance axis grid lines are 200m furlongs.

Disclaimer.

HRNZ and NZMTC and Thoroughbred Ratings Pty Ltd accepts no responsibility for the completeness or accuracy of any of the information contained herein, and makes no representations about its suitability for any particular purpose. Users should make their own judgements about those matters and/or seek independent advice. You assume all risks associated with use of the data provided on this page.



Race Results



October 01, 2025, Race 7, NEW ZEALAND HORSE AMBULANCE TRUST PACE, Distance 2600m, Addington - Survey 3200m

Result	TAB no.	Horse (Barrier)	2600 to	2400m to
6th	3	Didjashouttheb... (3)	2400m	2200m
		Position in running (margin)	-	2(2.0)
		Sectional time (s)	15.41	14.50
		Cumulative time (s)	197.30	181.89
		Speed (m/s)	12.98	13.79
		Stride length (m)	5.64	6.16
		Stride duration (s)	0.438	0.446
		Stride efficiency (%)	49.79	59.26
		Stride count	35.43	32.48

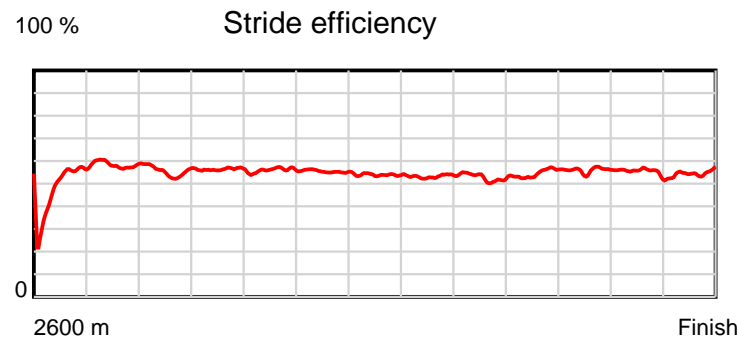
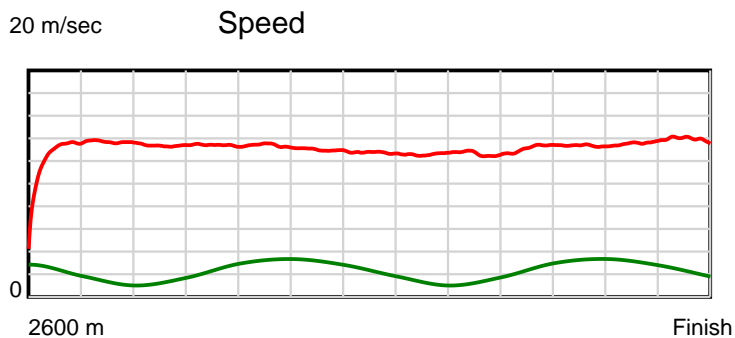
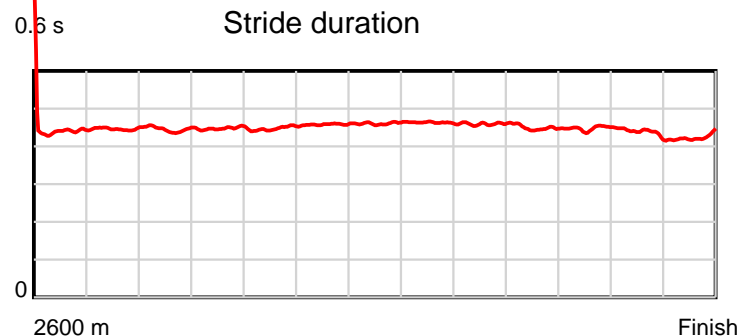
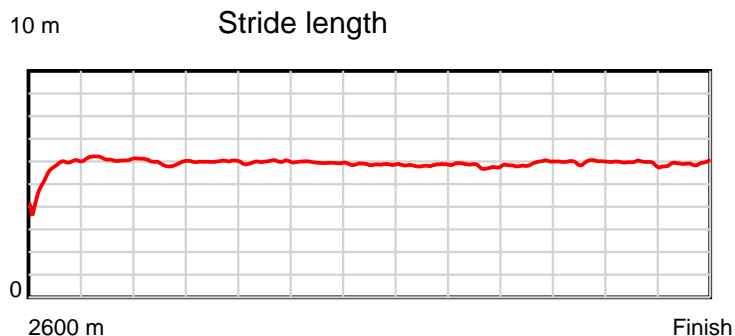
Disclaimer.

HRNZ and NZMTC and Thoroughbred Ratings Pty Ltd accepts no responsibility for the completeness or accuracy of any of the information contained herein, and makes no representations about its suitability for any particular purpose. Users should make their own judgements about those matters and/or seek independent advice. You assume all risks associated with use of the data provided on this page.

Race Results

October 01, 2025, Race 7, NEW ZEALAND HORSE AMBULANCE TRUST PACE, Distance 2600m, Addington - Survey 3200m

Result	TAB no.	Horse (Barrier)	2200m to	2000m to	1800m to	1600m to	1400m to	1200m to	1000m to	800m to	600m to	400m to	200m to	Total or	Margin
6th	3	Didjashoutheb... (3)	2000m	1800m	1600m	1400m	1200m	1000m	800m	600m	400m	200m	WP	Average	
		Position in running (margin)	2(3.1)	2(4.0)	2(2.6)	2(1.6)	2(1.9)	2(1.8)	2(2.0)	2(2.4)	3(2.3)	2(1.9)	3(1.5)		1.10
		Sectional time (s)	15.38	14.93	15.15	15.07	15.62	15.64	16.27	15.18	15.22	14.49	14.44		
		Cumulative time (s)	167.39	152.01	137.08	121.93	106.86	91.24	75.60	59.33	44.15	28.93	14.44	3:17.30	
		Speed (m/s)	13.00	13.40	13.20	13.27	12.80	12.79	12.29	13.18	13.14	13.80	13.85	13.18	
		Stride length (m)	5.79	6.00	5.91	6.08	5.90	5.92	5.66	5.91	5.89	6.04	5.89	5.90	
		Stride duration (s)	0.446	0.448	0.447	0.458	0.461	0.463	0.460	0.449	0.448	0.437	0.426	0.448	
		Stride efficiency (%)	52.47	56.21	54.50	57.85	54.39	54.74	50.01	54.65	54.13	56.92	54.29	54.46	
		Stride count	34.51	33.35	33.87	32.87	33.90	33.79	35.35	33.82	33.98	33.14	33.93	440.42	



Note: Horizontal distance axis grid lines are 200m furlongs.

Disclaimer.

HRNZ and NZMTC and Thoroughbred Ratings Pty Ltd accepts no responsibility for the completeness or accuracy of any of the information contained herein, and makes no representations about its suitability for any particular purpose. Users should make their own judgements about those matters and/or seek independent advice. You assume all risks associated with use of the data provided on this page.



Race Results



October 01, 2025, Race 7, NEW ZEALAND HORSE AMBULANCE TRUST PACE, Distance 2600m, Addington - Survey 3200m

Result	TAB no.	Horse (Barrier)	2600 to	2400m to
7th	5	Santanna Mach (4)	2400m	2200m
		Position in running (margin)	-	1(0.0)
		Sectional time (s)	15.21	14.31
		Cumulative time (s)	197.42	182.21
		Speed (m/s)	13.15	13.98
		Stride length (m)	5.92	6.48
		Stride duration (s)	0.445	0.464
		Stride efficiency (%)	54.74	65.71
		Stride count	33.79	30.84

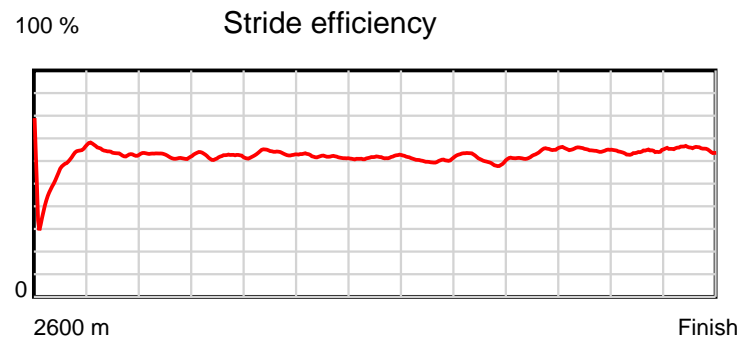
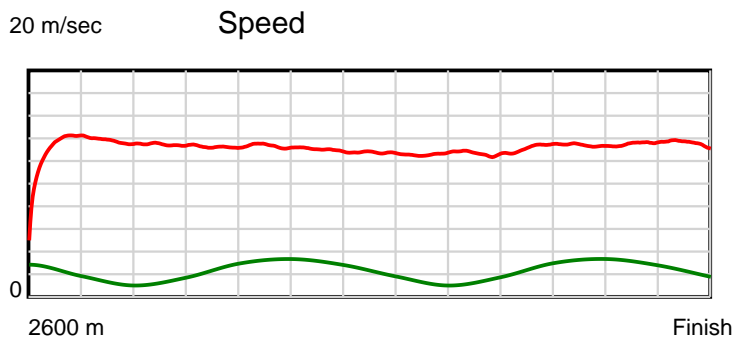
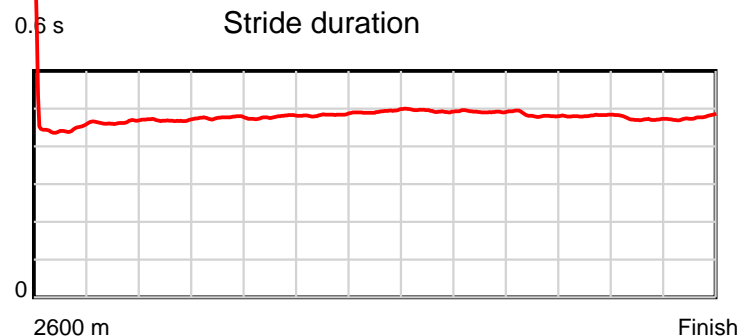
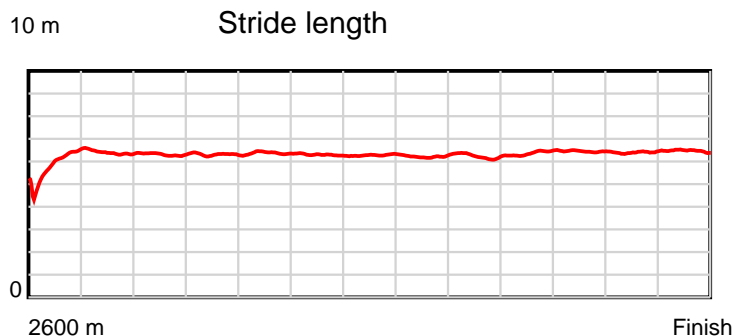
Disclaimer.

HRNZ and NZMTC and Thoroughbred Ratings Pty Ltd accepts no responsibility for the completeness or accuracy of any of the information contained herein, and makes no representations about its suitability for any particular purpose. Users should make their own judgements about those matters and/or seek independent advice. You assume all risks associated with use of the data provided on this page.

Race Results

October 01, 2025, Race 7, NEW ZEALAND HORSE AMBULANCE TRUST PACE, Distance 2600m, Addington - Survey 3200m

Result	TAB no.	Horse (Barrier)	2200m to	2000m to	1800m to	1600m to	1400m to	1200m to	1000m to	800m to	600m to	400m to	200m to	Total or	Margin
7th	5	Santanna Mach (4)	2000m	1800m	1600m	1400m	1200m	1000m	800m	600m	400m	200m	WP	Average	
		Position in running (margin)	1(0.0)	1(0.0)	1(0.0)	1(0.0)	1(0.0)	1(0.0)	1(0.0)	1(0.0)	1(0.0)	1(0.0)	1(0.0)		1.70
		Sectional time (s)	15.24	15.15	15.32	15.01	15.63	15.62	16.19	15.20	15.29	14.55	14.70		
		Cumulative time (s)	167.90	152.66	137.51	122.19	107.18	91.55	75.93	59.74	44.54	29.25	14.70	3:17.42	
		Speed (m/s)	13.12	13.20	13.05	13.32	12.80	12.80	12.35	13.16	13.08	13.75	13.61	13.17	
		Stride length (m)	6.16	6.29	6.24	6.44	6.30	6.33	6.08	6.36	6.30	6.50	6.49	6.29	
		Stride duration (s)	0.469	0.476	0.478	0.483	0.493	0.494	0.492	0.484	0.481	0.473	0.477	0.478	
		Stride efficiency (%)	59.29	61.81	60.85	64.84	62.06	62.58	57.69	63.26	61.94	65.93	65.81	61.91	
		Stride count	32.47	31.80	32.05	31.05	31.74	31.61	32.92	31.43	31.77	30.79	30.82	413.08	



Note: Horizontal distance axis grid lines are 200m furlongs.

Disclaimer.

HRNZ and NZMTC and Thoroughbred Ratings Pty Ltd accepts no responsibility for the completeness or accuracy of any of the information contained herein, and makes no representations about its suitability for any particular purpose. Users should make their own judgements about those matters and/or seek independent advice. You assume all risks associated with use of the data provided on this page.



Race Results



October 01, 2025, Race 7, NEW ZEALAND HORSE AMBULANCE TRUST PACE, Distance 2600m, Addington - Survey 3200m

Result	TAB no.	Horse (Barrier)	2600 to	2400m to
8th	6	Sweet Dreams (5)	2400m	2200m
		Position in running (margin)	-	9(17.8)
		Sectional time (s)	18.04	13.80
		Cumulative time (s)	200.70	182.66
		Speed (m/s)	11.09	14.49
		Stride length (m)	5.39	6.70
		Stride duration (s)	0.468	0.462
		Stride efficiency (%)	45.38	70.22
		Stride count	37.11	29.84

Disclaimer.

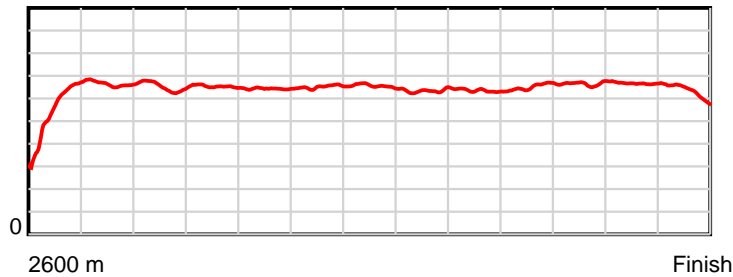
HRNZ and NZMTC and Thoroughbred Ratings Pty Ltd accepts no responsibility for the completeness or accuracy of any of the information contained herein, and makes no representations about its suitability for any particular purpose. Users should make their own judgements about those matters and/or seek independent advice. You assume all risks associated with use of the data provided on this page.

Race Results

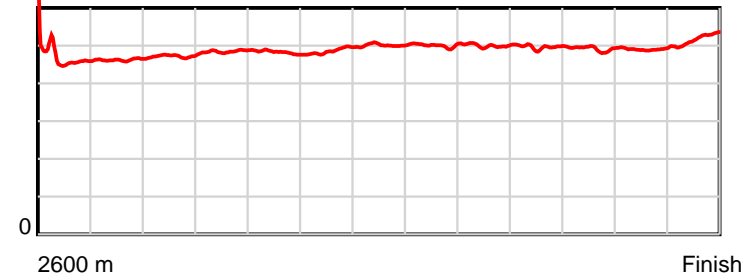
October 01, 2025, Race 7, NEW ZEALAND HORSE AMBULANCE TRUST PACE, Distance 2600m, Addington - Survey 3200m

Result	TAB no.	Horse (Barrier)	2200m to	2000m to	1800m to	1600m to	1400m to	1200m to	1000m to	800m to	600m to	400m to	200m to	Total or	Margin
8th	6	Sweet Dreams (5)	2000m	1800m	1600m	1400m	1200m	1000m	800m	600m	400m	200m	WP	Average	
		Position in running (margin)	9(14.7)	7(12.3)	6(10.5)	6(11.0)	5(8.9)	6(7.3)	7(8.0)	7(7.7)	9(8.0)	8(7.5)	8(7.6)		19.00
		Sectional time (s)	14.84	14.86	15.40	14.65	15.37	15.73	16.16	15.24	15.20	14.58	16.83		
		Cumulative time (s)	168.86	154.02	139.16	123.76	109.11	93.74	78.01	61.85	46.61	31.41	16.83	3:20.70	
		Speed (m/s)	13.48	13.46	12.99	13.65	13.01	12.71	12.38	13.12	13.16	13.72	11.88	12.95	
		Stride length (m)	6.36	6.53	6.26	6.64	6.51	6.37	6.19	6.52	6.47	6.73	6.17	6.35	
		Stride duration (s)	0.472	0.485	0.482	0.486	0.501	0.501	0.500	0.497	0.492	0.490	0.519	0.490	
		Stride efficiency (%)	63.19	66.60	61.30	68.88	66.28	63.42	59.86	66.35	65.48	70.74	59.50	63.08	
		Stride count	31.45	30.64	31.93	30.12	30.71	31.39	32.31	30.69	30.90	29.73	32.41	409.23	

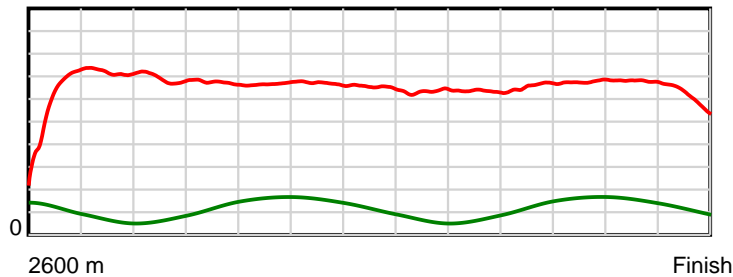
10 m Stride length



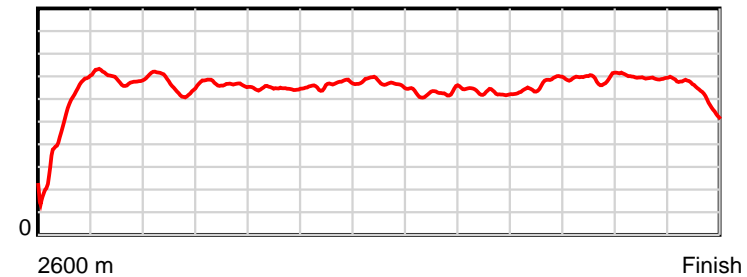
0.6 s Stride duration



20 m/sec Speed



100 % Stride efficiency



Note: Horizontal distance axis grid lines are 200m furlongs.

Disclaimer.

HRNZ and NZMTC and Thoroughbred Ratings Pty Ltd accepts no responsibility for the completeness or accuracy of any of the information contained herein, and makes no representations about its suitability for any particular purpose. Users should make their own judgements about those matters and/or seek independent advice. You assume all risks associated with use of the data provided on this page.