



## Race Results

NZ Metropolitan Trotting Club Inc, HRNZ, October 01, 2025

Compilation date: October 1, 2025, 8:05:13 PM (NZDT)

Copyright © 2025 HRNZ and NZMTC. All rights reserved.

### Trademarks.

StrideMASTER is a registered trademark of Thoroughbred Ratings Pty Ltd.

### Disclaimer.

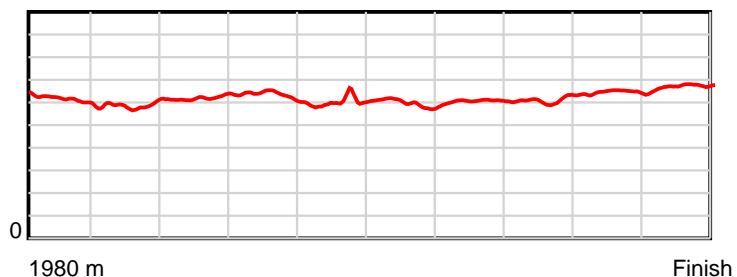
HRNZ and NZMTC and Thoroughbred Ratings Pty Ltd accepts no responsibility for the completeness or accuracy of any of the information contained herein, and makes no representations about its suitability for any particular purpose. Users should make their own judgements about those matters and/or seek independent advice. You assume all risks associated with use of the data provided on this page.

# Race Results

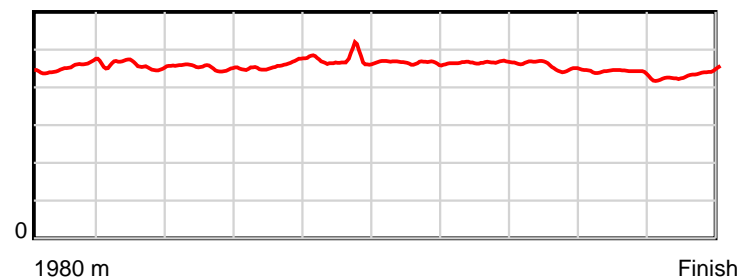
October 01, 2025, Race 1, AJ WATSON AMATEUR DRIVERS MOBILE PACE, Distance 1980m, Addington - Survey 1980m

Result	TAB no.	Horse (Barrier)	1980 to	1800m to	1600m to	1400m to	1200m to	1000m to	800m to	600m to	400m to	200m to	Total or	Margin
1st	7	<b>Just Ask Paddy (7)</b>	<b>1800m</b>	<b>1600m</b>	<b>1400m</b>	<b>1200m</b>	<b>1000m</b>	<b>800m</b>	<b>600m</b>	<b>400m</b>	<b>200m</b>	<b>WP</b>	<b>Average</b>	
		Position in running (margin)	-	7(7.0)	7(7.9)	7(10.9)	6(7.2)	6(7.8)	5(4.7)	4(3.4)	4(3.3)	3(1.6)		0.00
		Sectional time (s)	13.71	15.98	14.60	14.57	15.84	16.07	15.45	15.06	13.52	13.09		
		Cumulative time (s)	147.89	134.18	118.20	103.60	89.03	73.19	57.12	41.67	26.61	13.09	2:27.89	
		Speed (m/s)	13.13	12.52	13.70	13.73	12.63	12.45	12.94	13.28	14.79	15.28	13.39	
		Stride length (m)	6.05	5.72	6.20	6.31	5.94	5.79	6.03	6.04	6.48	6.67	6.11	
		Stride duration (s)	0.455	0.457	0.453	0.459	0.470	0.465	0.466	0.455	0.438	0.436	0.456	
		Stride efficiency (%)	57.14	51.19	60.14	62.14	55.08	52.40	56.82	57.10	65.67	69.45	58.35	
		Stride count	29.77	34.94	32.24	31.72	33.69	34.54	33.17	33.09	30.85	30.00	324.01	

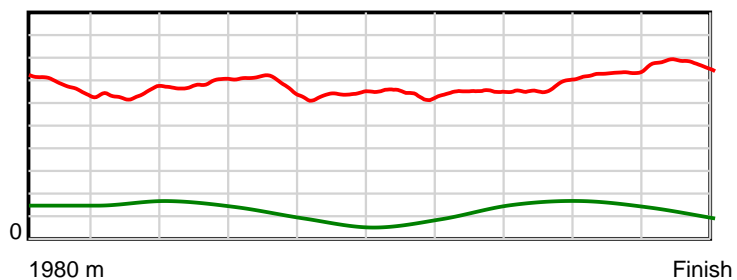
10 m Stride length



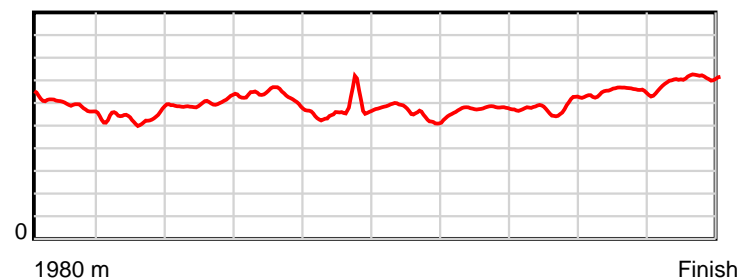
0.6 s Stride duration



20 m/sec Speed



100 % Stride efficiency



Note: Horizontal distance axis grid lines are 200m furlongs.

**Disclaimer.**

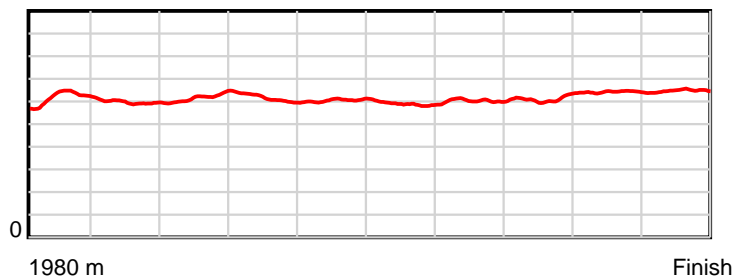
HRNZ and NZMTC and Thoroughbred Ratings Pty Ltd accepts no responsibility for the completeness or accuracy of any of the information contained herein, and makes no representations about its suitability for any particular purpose. Users should make their own judgements about those matters and/or seek independent advice. You assume all risks associated with use of the data provided on this page.

# Race Results

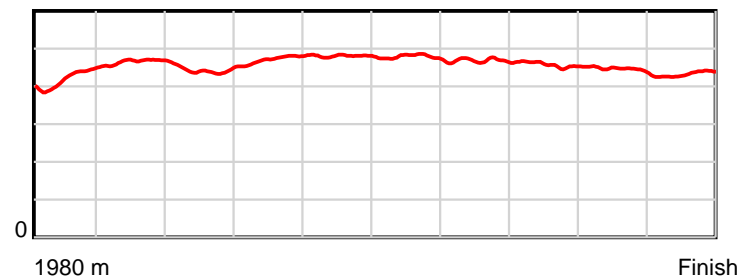
October 01, 2025, Race 1, AJ WATSON AMATEUR DRIVERS MOBILE PACE, Distance 1980m, Addington - Survey 1980m

Result	TAB no.	Horse (Barrier)	1980 to	1800m to	1600m to	1400m to	1200m to	1000m to	800m to	600m to	400m to	200m to	Total or	Margin
2nd	2	Mouton Cadet (2)	1800m	1600m	1400m	1200m	1000m	800m	600m	400m	200m	WP	Average	
		Position in running (margin)	-	1(0.0)	1(0.0)	2(0.3)	2(1.9)	2(2.2)	2(2.0)	3(1.6)	3(2.2)	4(1.8)		1.50
		Sectional time (s)	12.39	15.84	14.14	15.47	15.79	16.54	15.60	15.19	13.73	13.49		
		Cumulative time (s)	148.18	135.79	119.95	105.81	90.34	74.55	58.01	42.41	27.22	13.49	2:28.18	
		Speed (m/s)	14.53	12.63	14.14	12.93	12.67	12.09	12.82	13.17	14.57	14.83	13.36	
		Stride length (m)	6.12	5.88	6.27	6.10	6.09	5.77	6.00	6.02	6.48	6.43	6.11	
		Stride duration (s)	0.422	0.466	0.443	0.472	0.481	0.477	0.468	0.457	0.445	0.434	0.457	
		Stride efficiency (%)	58.47	54.01	61.37	58.21	57.96	52.08	56.34	56.65	65.66	64.55	58.32	
		Stride count	29.43	34.02	31.91	32.77	32.84	34.64	33.31	33.22	30.85	31.12	324.11	

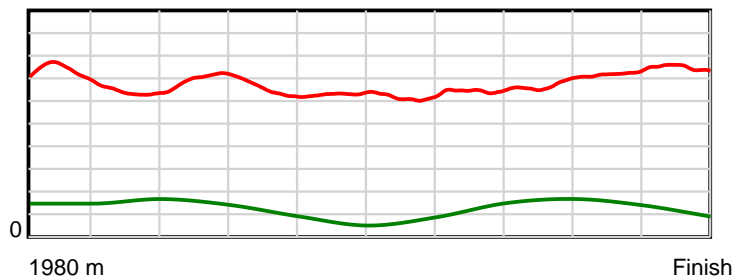
10 m Stride length



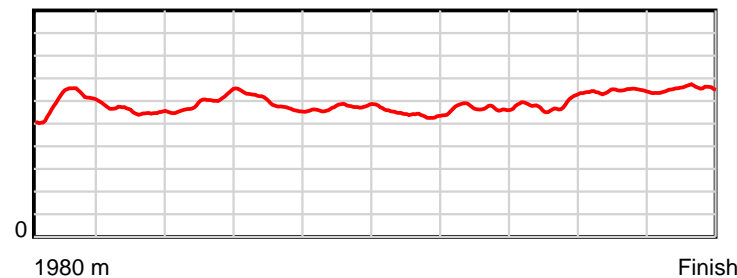
0.6 s Stride duration



20 m/sec Speed



100 % Stride efficiency



Note: Horizontal distance axis grid lines are 200m furlongs.

**Disclaimer.**

HRNZ and NZMTC and Thoroughbred Ratings Pty Ltd accepts no responsibility for the completeness or accuracy of any of the information contained herein, and makes no representations about its suitability for any particular purpose. Users should make their own judgements about those matters and/or seek independent advice. You assume all risks associated with use of the data provided on this page.



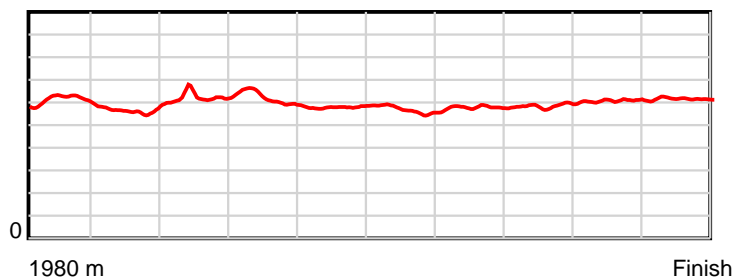
# Race Results



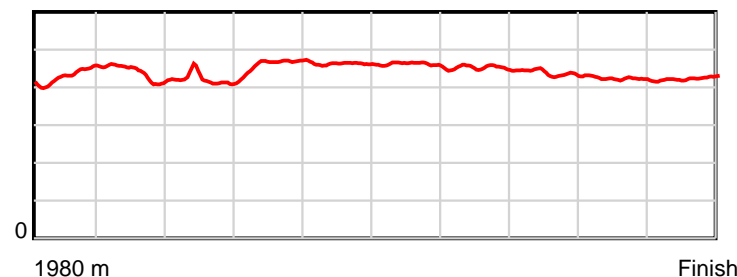
October 01, 2025, Race 1, AJ WATSON AMATEUR DRIVERS MOBILE PACE, Distance 1980m, Addington - Survey 1980m

Result	TAB no.	Horse (Barrier)	1980 to	1800m to	1600m to	1400m to	1200m to	1000m to	800m to	600m to	400m to	200m to	Total or	Margin
3rd	4	Lily's A Star (4)	1800m	1600m	1400m	1200m	1000m	800m	600m	400m	200m	WP	Average	
		Position in running (margin)	-	3(2.0)	3(2.7)	1(0.0)	1(0.0)	1(0.0)	1(0.0)	1(0.0)	1(0.0)	1(0.0)		2.10
		Sectional time (s)	12.83	15.97	13.64	15.19	15.74	16.58	15.68	15.08	13.81	13.77		
		Cumulative time (s)	148.29	135.46	119.49	105.85	90.66	74.92	58.34	42.66	27.58	13.77	2:28.29	
		Speed (m/s)	14.03	12.52	14.66	13.17	12.71	12.06	12.76	13.26	14.48	14.52	13.35	
		Stride length (m)	6.10	5.48	6.15	6.12	5.87	5.56	5.76	5.81	6.11	6.16	5.90	
		Stride duration (s)	0.432	0.438	0.419	0.465	0.462	0.461	0.452	0.438	0.422	0.424	0.442	
		Stride efficiency (%)	58.10	46.92	59.04	58.59	53.82	48.23	51.93	52.67	58.41	59.31	54.39	
		Stride count	29.52	36.50	32.54	32.66	34.08	36.00	34.69	34.45	32.71	32.46	335.61	

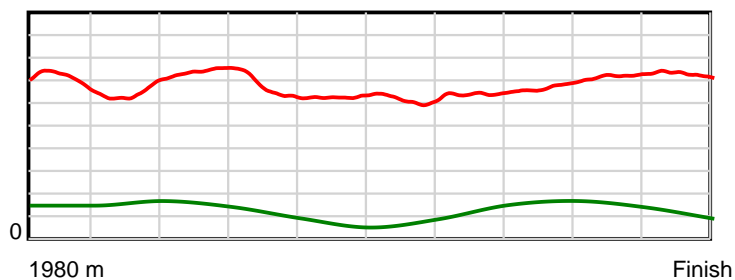
10 m Stride length



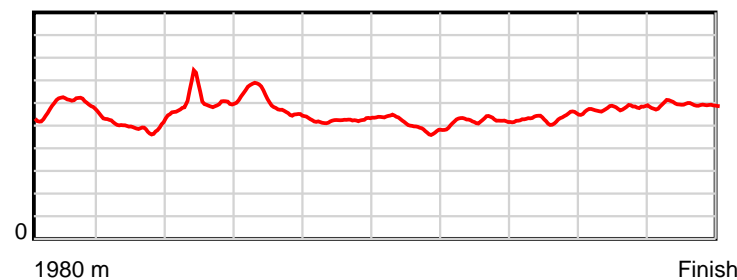
0.6 s Stride duration



20 m/sec Speed



100 % Stride efficiency



Note: Horizontal distance axis grid lines are 200m furlongs.

## Disclaimer.

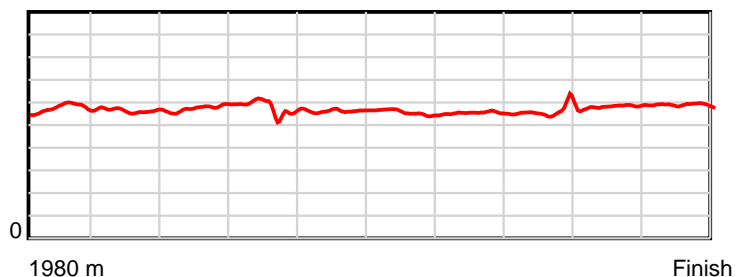
HRNZ and NZMTC and Thoroughbred Ratings Pty Ltd accepts no responsibility for the completeness or accuracy of any of the information contained herein, and makes no representations about its suitability for any particular purpose. Users should make their own judgements about those matters and/or seek independent advice. You assume all risks associated with use of the data provided on this page.

# Race Results

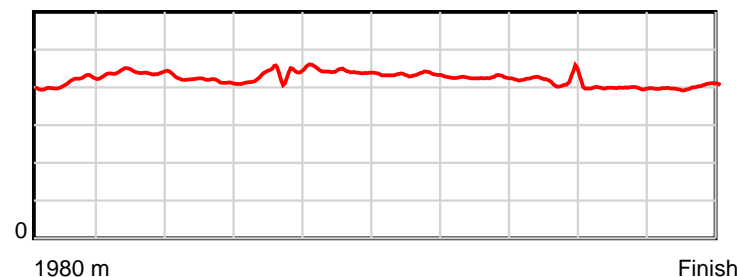
October 01, 2025, Race 1, AJ WATSON AMATEUR DRIVERS MOBILE PACE, Distance 1980m, Addington - Survey 1980m

Result	TAB no.	Horse (Barrier)	1980 to	1800m to	1600m to	1400m to	1200m to	1000m to	800m to	600m to	400m to	200m to	Total or	Margin
4th	3	<b>Almighty Cleve... (3)</b>	<b>1800m</b>	<b>1600m</b>	<b>1400m</b>	<b>1200m</b>	<b>1000m</b>	<b>800m</b>	<b>600m</b>	<b>400m</b>	<b>200m</b>	<b>WP</b>	<b>Average</b>	
		Position in running (margin)	-	4(3.8)	4(3.9)	4(6.3)	4(5.4)	4(5.9)	3(2.8)	2(1.4)	2(1.7)	2(0.5)		2.20
		Sectional time (s)	13.15	15.86	14.49	15.03	15.82	16.07	15.43	15.14	13.60	13.72		
		Cumulative time (s)	148.31	135.16	119.30	104.81	89.78	73.96	57.89	42.46	27.32	13.72	2:28.31	
		Speed (m/s)	13.69	12.61	13.80	13.31	12.64	12.45	12.96	13.21	14.71	14.58	13.35	
		Stride length (m)	5.72	5.55	5.77	5.76	5.60	5.39	5.52	5.50	5.86	5.84	5.65	
		Stride duration (s)	0.413	0.440	0.418	0.433	0.443	0.433	0.425	0.416	0.398	0.401	0.423	
		Stride efficiency (%)	51.14	48.16	52.11	51.85	49.02	45.44	47.53	47.24	53.58	53.32	49.81	
		Stride count	31.47	36.03	34.63	34.72	35.71	37.09	36.26	36.38	34.16	34.24	350.69	

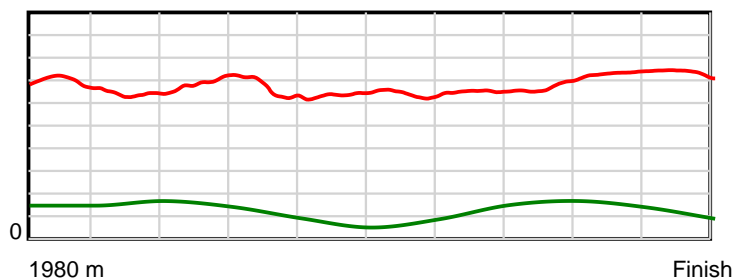
10 m Stride length



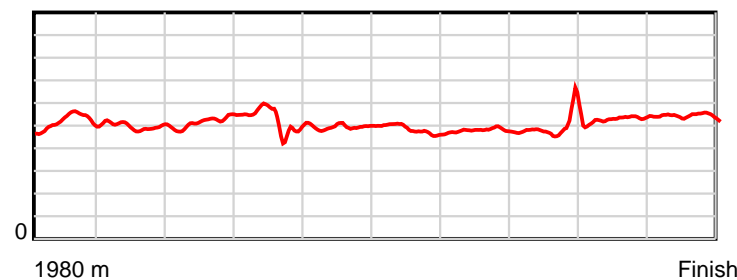
0.6 s Stride duration



20 m/sec Speed



100 % Stride efficiency



Note: Horizontal distance axis grid lines are 200m furlongs.

## Disclaimer.

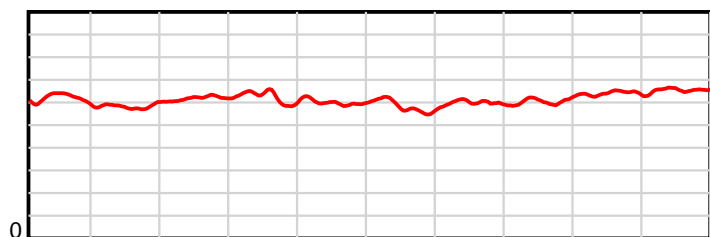
HRNZ and NZMTC and Thoroughbred Ratings Pty Ltd accepts no responsibility for the completeness or accuracy of any of the information contained herein, and makes no representations about its suitability for any particular purpose. Users should make their own judgements about those matters and/or seek independent advice. You assume all risks associated with use of the data provided on this page.

# Race Results

October 01, 2025, Race 1, AJ WATSON AMATEUR DRIVERS MOBILE PACE, Distance 1980m, Addington - Survey 1980m

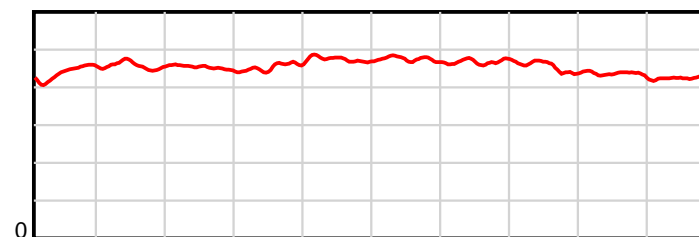
Result	TAB no.	Horse (Barrier)	1980 to	1800m to	1600m to	1400m to	1200m to	1000m to	800m to	600m to	400m to	200m to	Total or	Margin
5th	6	Loveyourmother (6)	1800m	1600m	1400m	1200m	1000m	800m	600m	400m	200m	WP	Average	
		Position in running (margin)	-	5(4.6)	5(5.4)	5(9.2)	5(6.2)	5(6.4)	6(5.9)	7(6.1)	7(5.3)	6(3.6)		2.20
		Sectional time (s)	13.42	15.98	14.71	14.69	15.76	16.50	15.71	14.94	13.53	13.07		
		Cumulative time (s)	148.31	134.89	118.91	104.20	89.51	73.75	57.25	41.54	26.60	13.07	2:28.31	
		Speed (m/s)	13.41	12.52	13.60	13.61	12.69	12.12	12.73	13.39	14.78	15.30	13.35	
		Stride length (m)	6.05	5.73	6.15	6.21	6.02	5.75	5.96	6.06	6.41	6.56	6.08	
		Stride duration (s)	0.441	0.458	0.452	0.456	0.474	0.474	0.468	0.452	0.434	0.429	0.455	
		Stride efficiency (%)	57.14	51.28	59.01	60.21	56.56	51.58	55.53	57.32	64.23	67.22	57.73	
		Stride count	29.77	34.91	32.55	32.22	33.24	34.81	33.55	33.02	31.20	30.49	325.76	

10 m Stride length



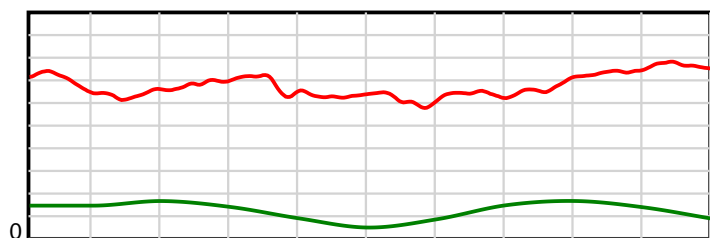
1980 m Finish

0.6 s Stride duration



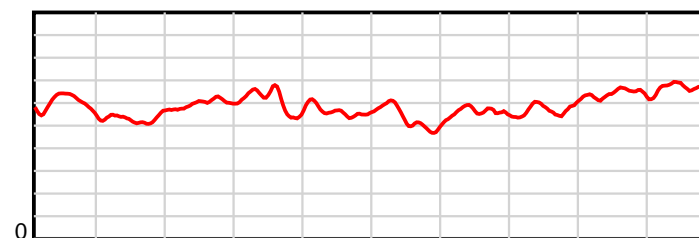
1980 m Finish

20 m/sec Speed



1980 m Finish

100 % Stride efficiency



1980 m Finish

Note: Horizontal distance axis grid lines are 200m furlongs.

## Disclaimer.

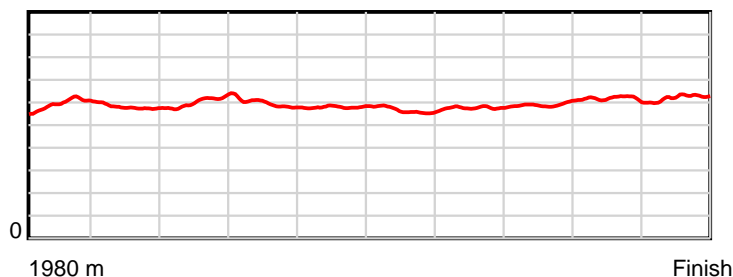
HRNZ and NZMTC and Thoroughbred Ratings Pty Ltd accepts no responsibility for the completeness or accuracy of any of the information contained herein, and makes no representations about its suitability for any particular purpose. Users should make their own judgements about those matters and/or seek independent advice. You assume all risks associated with use of the data provided on this page.

# Race Results

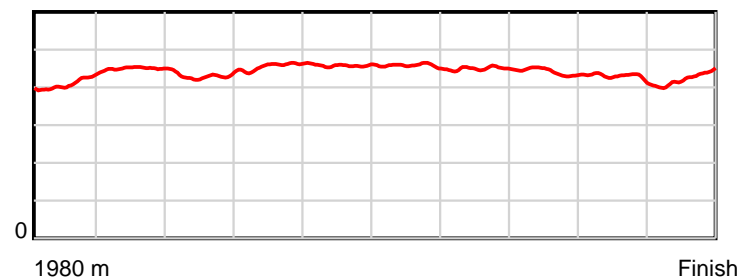
October 01, 2025, Race 1, AJ WATSON AMATEUR DRIVERS MOBILE PACE, Distance 1980m, Addington - Survey 1980m

Result	TAB no.	Horse (Barrier)	1980 to	1800m to	1600m to	1400m to	1200m to	1000m to	800m to	600m to	400m to	200m to	Total or	Margin
6th	1	Ask Me Lazarus (1)	1800m	1600m	1400m	1200m	1000m	800m	600m	400m	200m	WP	Average	
		Position in running (margin)	-	2(1.7)	2(1.5)	3(1.9)	3(3.8)	3(3.9)	4(3.5)	5(3.6)	5(3.5)	5(3.1)		4.60
		Sectional time (s)	12.98	15.80	14.16	15.50	15.76	16.51	15.69	15.06	13.74	13.57		
		Cumulative time (s)	148.77	135.79	119.99	105.83	90.33	74.57	58.06	42.37	27.31	13.57	2:28.77	
		Speed (m/s)	13.87	12.66	14.12	12.90	12.69	12.11	12.75	13.28	14.56	14.74	13.31	
		Stride length (m)	5.87	5.69	6.08	5.89	5.81	5.54	5.73	5.86	6.23	6.26	5.89	
		Stride duration (s)	0.412	0.450	0.431	0.456	0.458	0.457	0.450	0.441	0.428	0.425	0.442	
		Stride efficiency (%)	53.91	50.68	57.80	54.18	52.72	47.93	51.33	53.57	60.64	61.16	54.17	
		Stride count	30.64	35.12	32.89	33.97	34.43	36.11	34.90	34.16	32.11	31.97	336.30	

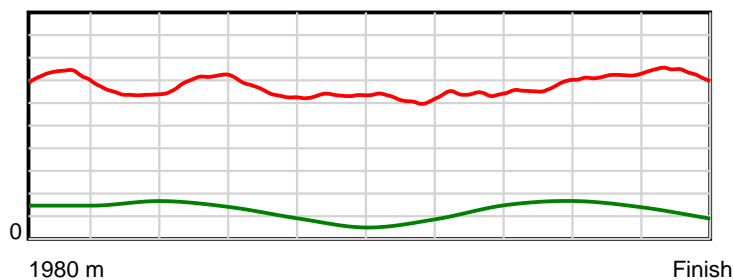
10 m Stride length



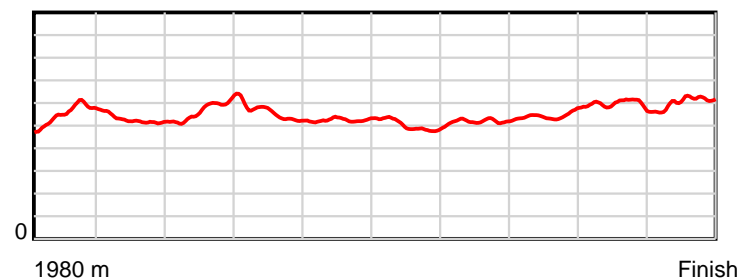
0.6 s Stride duration



20 m/sec Speed



100 % Stride efficiency



Note: Horizontal distance axis grid lines are 200m furlongs.

## Disclaimer.

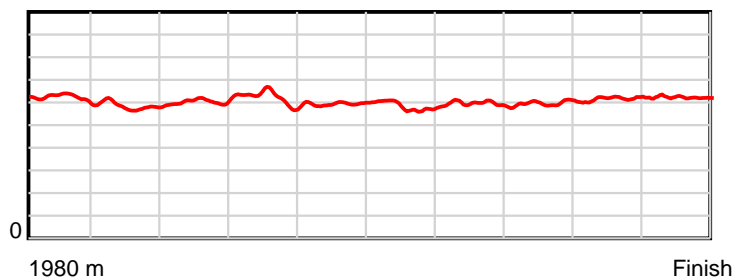
HRNZ and NZMTC and Thoroughbred Ratings Pty Ltd accepts no responsibility for the completeness or accuracy of any of the information contained herein, and makes no representations about its suitability for any particular purpose. Users should make their own judgements about those matters and/or seek independent advice. You assume all risks associated with use of the data provided on this page.

# Race Results

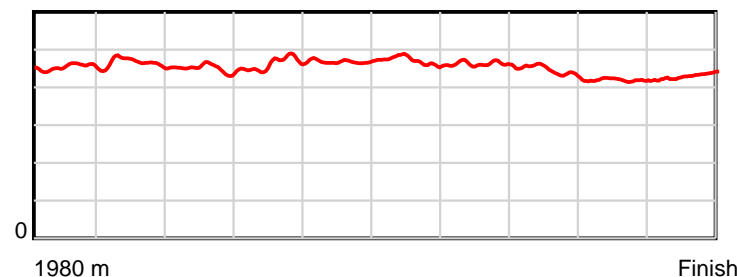
October 01, 2025, Race 1, AJ WATSON AMATEUR DRIVERS MOBILE PACE, Distance 1980m, Addington - Survey 1980m

Result	TAB no.	Horse (Barrier)	1980 to	1800m to	1600m to	1400m to	1200m to	1000m to	800m to	600m to	400m to	200m to	Total or	Margin
7th	5	He's Tough (5)	1800m	1600m	1400m	1200m	1000m	800m	600m	400m	200m	WP	Average	
		Position in running (margin)	-	6(5.6)	6(6.7)	6(10.2)	7(8.7)	7(8.1)	7(6.9)	6(5.2)	6(5.2)	7(4.6)		6.70
		Sectional time (s)	13.62	16.02	14.68	14.93	15.64	16.39	15.39	15.07	13.72	13.70		
		Cumulative time (s)	149.16	135.54	119.52	104.84	89.91	74.27	57.88	42.49	27.42	13.70	2:29.16	
		Speed (m/s)	13.22	12.48	13.62	13.40	12.79	12.20	13.00	13.27	14.58	14.60	13.27	
		Stride length (m)	6.14	5.82	6.13	6.19	5.99	5.74	6.00	5.88	6.11	6.28	6.02	
		Stride duration (s)	0.453	0.466	0.450	0.462	0.468	0.470	0.462	0.443	0.419	0.430	0.454	
		Stride efficiency (%)	58.85	52.86	58.70	59.92	56.05	51.45	56.26	53.96	58.38	61.54	56.65	
		Stride count	29.33	34.39	32.63	32.30	33.39	34.86	33.33	34.03	32.72	31.87	328.85	

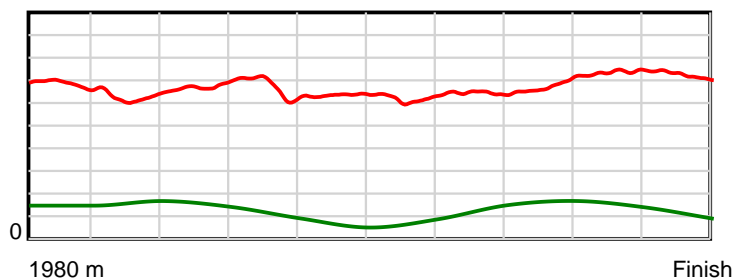
10 m Stride length



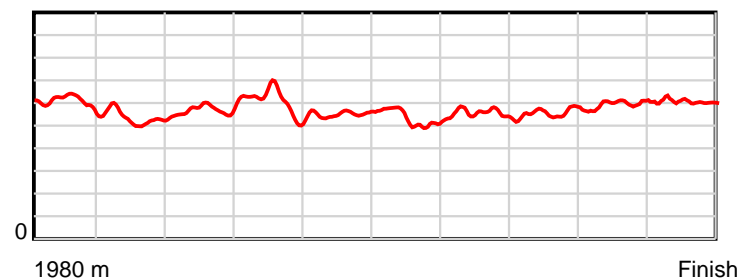
0.6 s Stride duration



20 m/sec Speed



100 % Stride efficiency



Note: Horizontal distance axis grid lines are 200m furlongs.

**Disclaimer.**

HRNZ and NZMTC and Thoroughbred Ratings Pty Ltd accepts no responsibility for the completeness or accuracy of any of the information contained herein, and makes no representations about its suitability for any particular purpose. Users should make their own judgements about those matters and/or seek independent advice. You assume all risks associated with use of the data provided on this page.

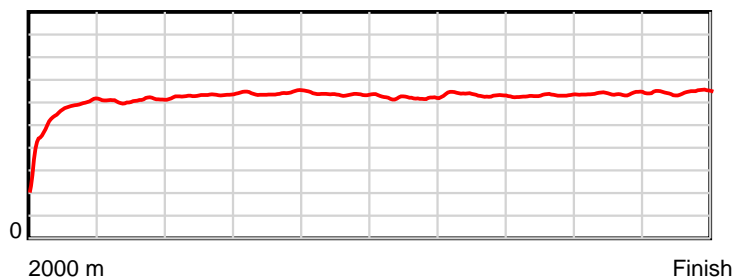


# Race Results

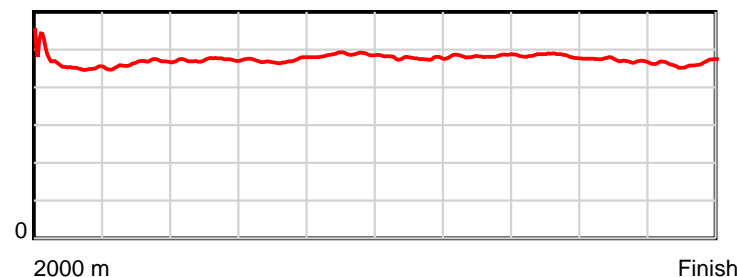
October 01, 2025, Race 2, , Distance 2000m, Addington - Survey 3200m

Result	TAB no.	Horse (Barrier)	2000 to	1800m to	1600m to	1400m to	1200m to	1000m to	800m to	600m to	400m to	200m to	Total or	Margin
1st	1	<b>Bojack Horsema... (3)</b>	<b>1800m</b>	<b>1600m</b>	<b>1400m</b>	<b>1200m</b>	<b>1000m</b>	<b>800m</b>	<b>600m</b>	<b>400m</b>	<b>200m</b>	<b>WP</b>	<b>Average</b>	
		Position in running (margin)	-	3(4.1)	3(5.5)	4(4.6)	4(4.3)	4(4.6)	4(4.7)	3(2.5)	3(2.4)	2(2.6)		0.00
		Sectional time (s)	17.29	15.47	14.86	14.59	15.31	15.76	15.23	15.77	14.73	14.20		
		Cumulative time (s)	153.21	135.92	120.45	105.59	91.00	75.69	59.93	44.70	28.93	14.20	2:33.21	
		Speed (m/s)	11.57	12.93	13.46	13.71	13.06	12.69	13.13	12.68	13.58	14.08	13.05	
		Stride length (m)	5.57	5.99	6.37	6.46	6.36	6.05	6.35	6.13	6.38	6.54	6.21	
		Stride duration (s)	0.468	0.464	0.473	0.471	0.487	0.477	0.484	0.483	0.470	0.464	0.476	
		Stride efficiency (%)	48.42	56.11	63.38	65.22	63.28	57.29	63.05	58.72	63.60	66.75	60.21	
		Stride count	35.93	33.38	31.40	30.96	31.43	33.03	31.49	32.63	31.35	30.60	322.20	

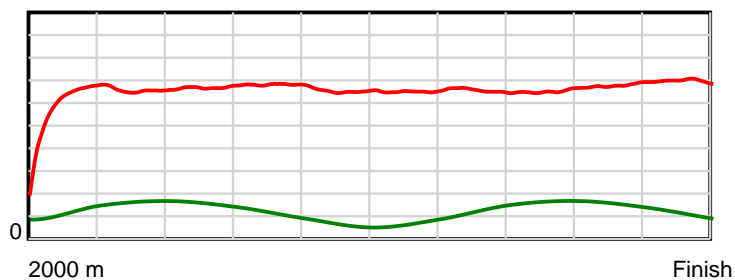
10 m Stride length



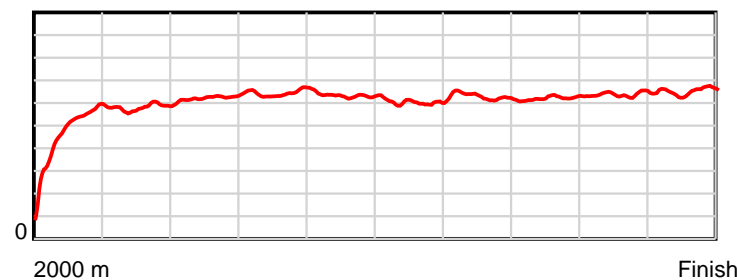
0.6 s Stride duration



20 m/sec Speed



100 % Stride efficiency



Note: Horizontal distance axis grid lines are 200m furlongs.

## Disclaimer.

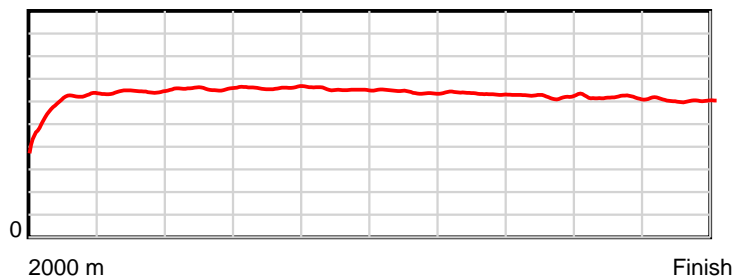
HRNZ and NZMTC and Thoroughbred Ratings Pty Ltd accepts no responsibility for the completeness or accuracy of any of the information contained herein, and makes no representations about its suitability for any particular purpose. Users should make their own judgements about those matters and/or seek independent advice. You assume all risks associated with use of the data provided on this page.

# Race Results

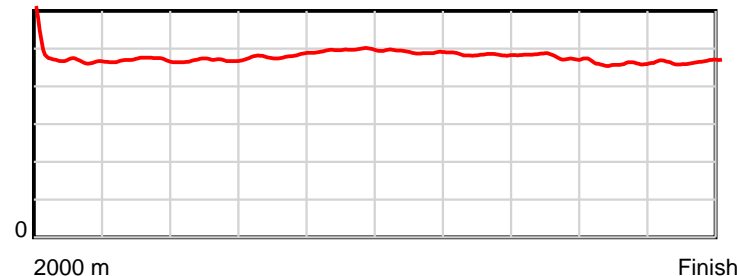
October 01, 2025, Race 2, , Distance 2000m, Addington - Survey 3200m

Result	TAB no.	Horse (Barrier)	2000 to	1800m to	1600m to	1400m to	1200m to	1000m to	800m to	600m to	400m to	200m to	Total or	Margin
2nd	9	Wicked Annabel... (1)	1800m	1600m	1400m	1200m	1000m	800m	600m	400m	200m	WP	Average	
		Position in running (margin)	-	7(5.6)	4(5.8)	2(1.8)	2(1.2)	3(2.0)	2(2.4)	2(0.4)	1(0.0)	1(0.0)		3.10
		Sectional time (s)	17.37	15.28	14.35	14.53	15.38	15.83	15.26	15.72	14.69	15.39		
		Cumulative time (s)	153.80	136.43	121.15	106.80	92.27	76.89	61.06	45.80	30.08	15.39	2:33.80	
		Speed (m/s)	11.52	13.09	13.94	13.76	13.00	12.63	13.11	12.72	13.61	13.00	13.00	
		Stride length (m)	5.85	6.15	6.54	6.62	6.46	6.21	6.34	6.09	6.25	6.05	6.25	
		Stride duration (s)	0.471	0.470	0.469	0.481	0.496	0.491	0.484	0.479	0.459	0.465	0.480	
		Stride efficiency (%)	53.55	59.15	66.88	68.39	65.14	60.19	62.73	57.95	61.14	57.13	60.98	
		Stride count	34.16	32.51	30.57	30.23	30.98	32.23	31.57	32.84	31.98	33.08	320.15	

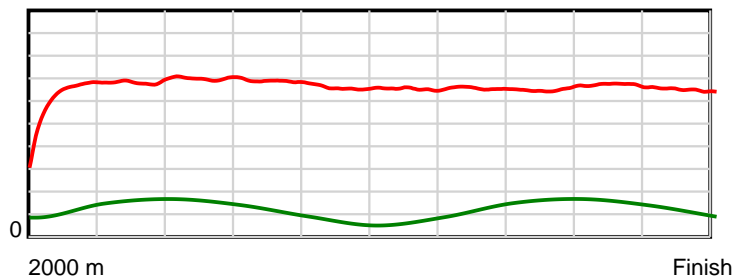
10 m Stride length



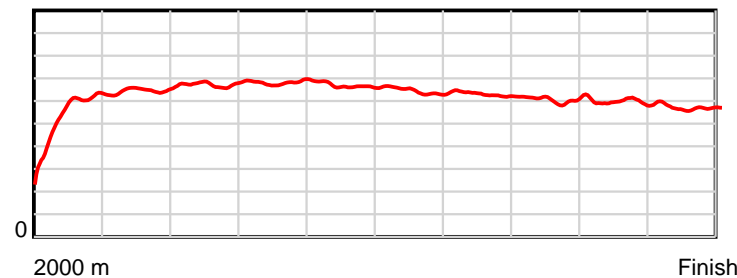
0.6 s Stride duration



20 m/sec Speed



100 % Stride efficiency



Note: Horizontal distance axis grid lines are 200m furlongs.

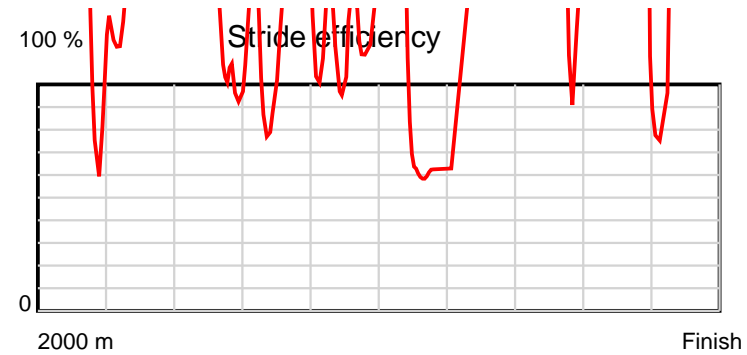
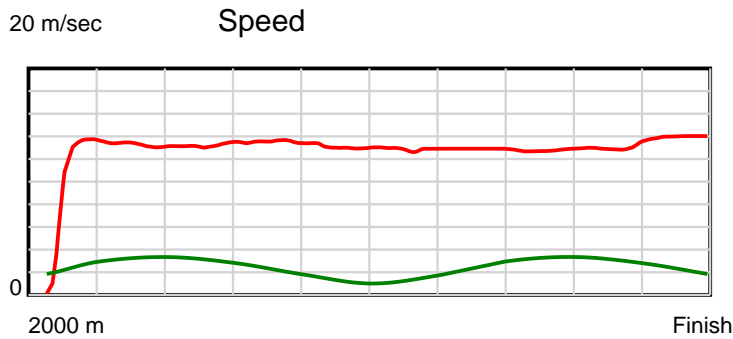
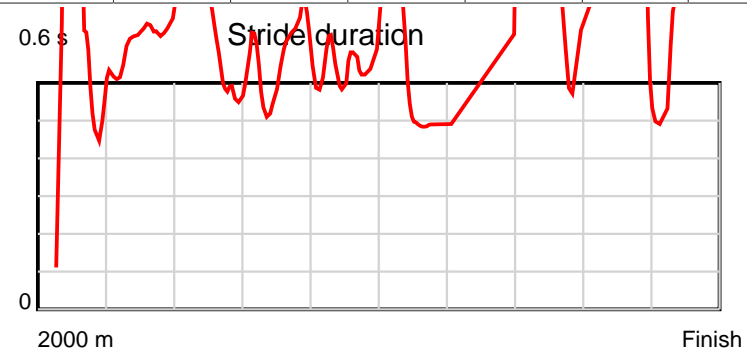
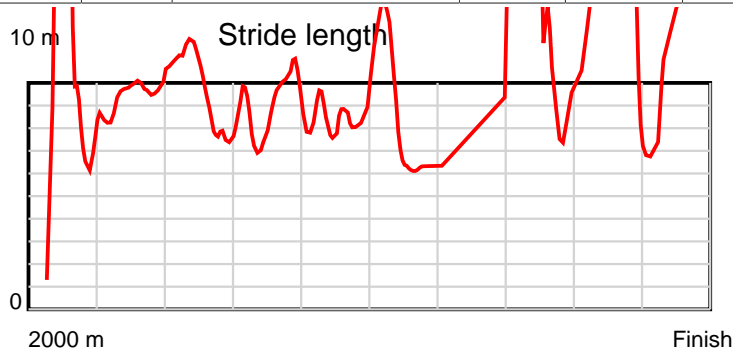
**Disclaimer.**

HRNZ and NZMTC and Thoroughbred Ratings Pty Ltd accepts no responsibility for the completeness or accuracy of any of the information contained herein, and makes no representations about its suitability for any particular purpose. Users should make their own judgements about those matters and/or seek independent advice. You assume all risks associated with use of the data provided on this page.

# Race Results

October 01, 2025, Race 2, , Distance 2000m, Addington - Survey 3200m

Result	TAB no.	Horse (Barrier)	2000 to 1800m	1800m to 1600m	1600m to 1400m	1400m to 1200m	1200m to 1000m	1000m to 800m	800m to 600m	600m to 400m	400m to 200m	200m to WP	Total or Average	Margin
3rd	6	<b>Alotoftrouble (8)</b>												
		Position in running (margin)	-	2(1.8)	2(2.6)	3(2.0)	3(2.1)	2(1.9)	3(2.6)	4(2.7)	4(2.7)	4(5.7)		3.40
		Sectional time (s)	16.76	15.37	14.92	14.65	15.23	15.86	15.62	15.79	15.18	14.48		
		Cumulative time (s)	153.86	137.10	121.73	106.81	92.16	76.93	61.07	45.45	29.66	14.48	2:33.86	
		Speed (m/s)	11.93	13.01	13.40	13.65	13.13	12.61	12.80	12.67	13.18	13.81	13.00	
		Stride length (m)	11.58	8.93	8.64	8.17	8.52	6.78	41.08	10.17	11.44	14.05	10.18	
		Stride duration (s)	0.954	0.686	0.645	0.598	0.649	0.538	3.208	0.803	0.869	1.018	0.783	
		Stride efficiency (%)	209.56	124.58	116.64	104.23	113.50	71.79	2637.08	161.61	204.66	308.65	161.82	
		Stride count	17.27	22.40	23.15	24.49	23.47	29.51	4.87	19.67	17.48	14.23	196.54	



Note: Horizontal distance axis grid lines are 200m furlongs.

**Disclaimer.**

HRNZ and NZMTC and Thoroughbred Ratings Pty Ltd accepts no responsibility for the completeness or accuracy of any of the information contained herein, and makes no representations about its suitability for any particular purpose. Users should make their own judgements about those matters and/or seek independent advice. You assume all risks associated with use of the data provided on this page.

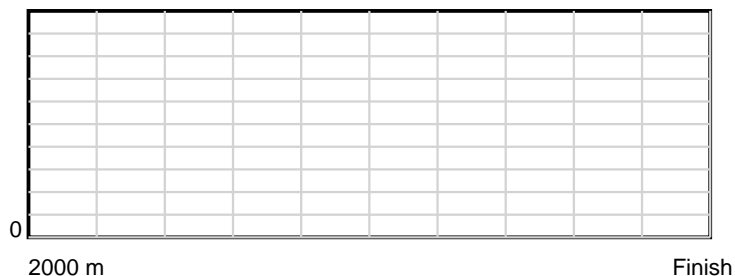


# Race Results

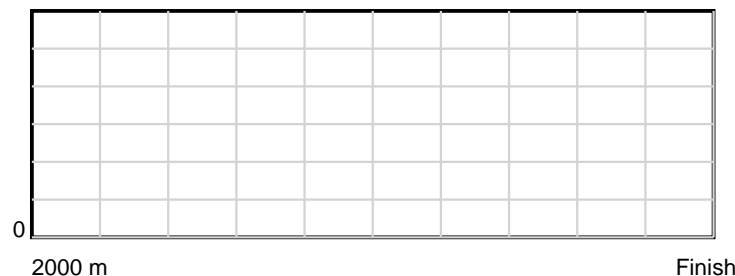
October 01, 2025, Race 2, , Distance 2000m, Addington - Survey 3200m

Result	TAB no.	Horse (Barrier)	2000 to 1800m	1800m to 1600m	1600m to 1400m	1400m to 1200m	1200m to 1000m	1000m to 800m	800m to 600m	600m to 400m	400m to 200m	200m to WP	Total or Average	Margin
4th	8	Mister (0)												
		Position in running (margin)	-	8(8.2)	6(13.0)	6(13.5)	6(12.1)	6(10.6)	5(7.0)	5(4.0)	5(4.0)	3(4.8)		5.80
		Sectional time (s)	17.75	16.04	15.10	14.40	15.00	15.15	15.10	15.78	14.84	15.15		
		Cumulative time (s)	154.31	136.56	120.52	105.42	91.02	76.02	60.87	45.77	29.99	15.15	2:34.31	
		Speed (m/s)	11.27	12.47	13.25	13.89	13.33	13.20	13.25	12.67	13.48	13.20	12.96	
		Stride length (m)	0.00	0.00	184213.34	6.58	60.96	124.01	57.58	36.68	63.40	168.47	41.19	
		Stride duration (s)	0.000	0.000	13908.107	0.474	4.572	9.393	4.347	2.894	4.703	12.762	3.178	
		Stride efficiency (%)	0.00	0.00	53028044800.	67.58	5806.67	24032.58	5180.54	2102.97	6282.16	44349.34	2650.73	
		Stride count	0.00	0.00	0.00	30.41	3.28	1.61	3.47	5.45	3.15	1.19	48.56	

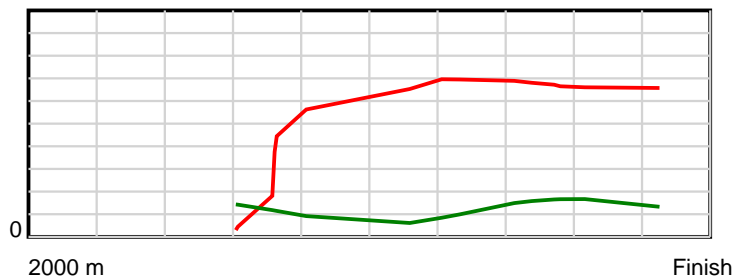
10 m Stride length



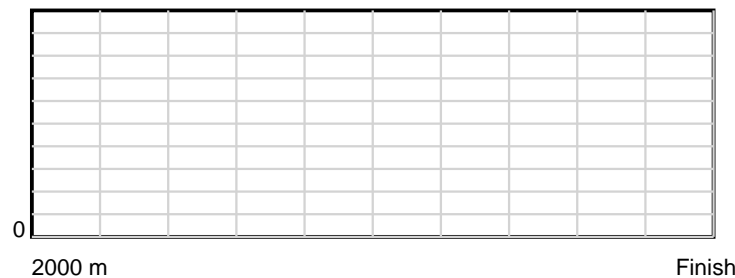
0.6 s Stride duration



20 m/sec Speed



100 % Stride efficiency



Note: Horizontal distance axis grid lines are 200m furlongs.

**Disclaimer.**

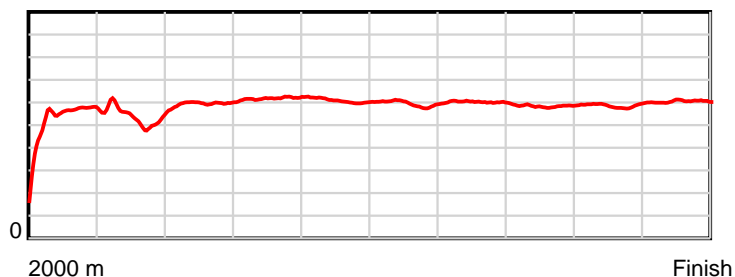
HRNZ and NZMTC and Thoroughbred Ratings Pty Ltd accepts no responsibility for the completeness or accuracy of any of the information contained herein, and makes no representations about its suitability for any particular purpose. Users should make their own judgements about those matters and/or seek independent advice. You assume all risks associated with use of the data provided on this page.

# Race Results

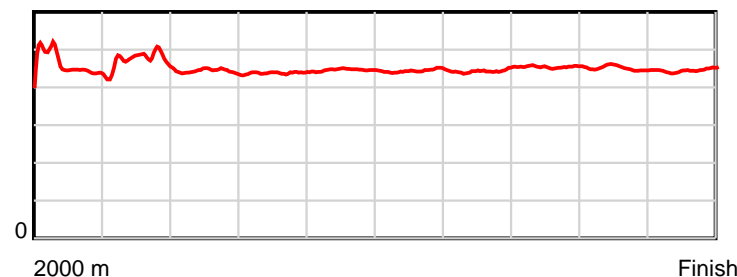
October 01, 2025, Race 2, , Distance 2000m, Addington - Survey 3200m

Result	TAB no.	Horse (Barrier)	2000 to 1800m	1800m to 1600m	1600m to 1400m	1400m to 1200m	1200m to 1000m	1000m to 800m	800m to 600m	600m to 400m	400m to 200m	200m to WP	Total or Average	Margin
5th	3	<b>Speakeasy (5)</b>												
		Position in running (margin)	-	6(5.2)	7(22.8)	7(20.2)	7(17.0)	7(13.0)	6(10.1)	6(5.0)	6(4.6)	6(8.5)		7.40
		Sectional time (s)	17.37	18.17	14.59	14.10	14.59	15.26	14.74	15.73	15.33	14.73		
		Cumulative time (s)	154.61	137.24	119.07	104.48	90.38	75.79	60.53	45.79	30.06	14.73	2:34.61	
		Speed (m/s)	11.52	11.01	13.71	14.18	13.71	13.11	13.57	12.71	13.05	13.58	12.94	
		Stride length (m)	5.44	5.18	6.06	6.22	6.11	5.81	6.01	5.77	5.87	6.04	5.84	
		Stride duration (s)	0.461	0.470	0.442	0.438	0.446	0.444	0.443	0.454	0.450	0.445	0.451	
		Stride efficiency (%)	46.26	41.88	57.43	60.37	58.43	52.80	56.52	52.05	53.88	57.03	53.21	
		Stride count	36.76	38.63	32.99	32.18	32.71	34.41	33.25	34.65	34.06	33.11	342.75	

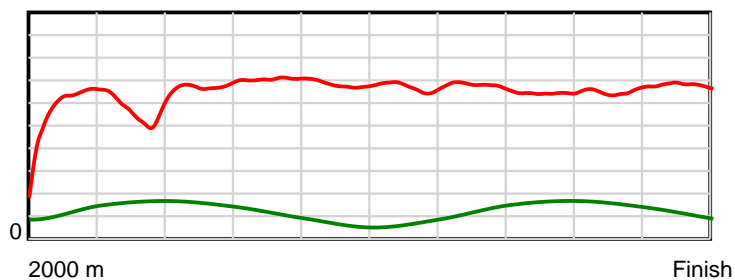
10 m Stride length



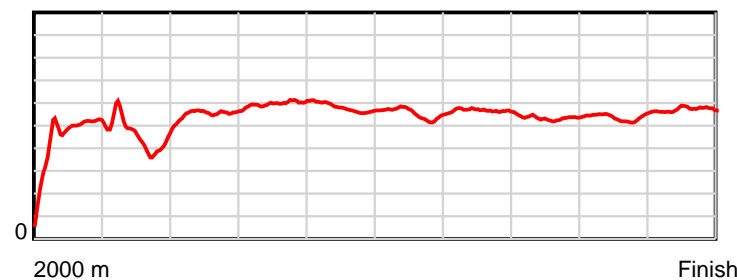
0.6 s Stride duration



20 m/sec Speed



100 % Stride efficiency



Note: Horizontal distance axis grid lines are 200m furlongs.

**Disclaimer.**

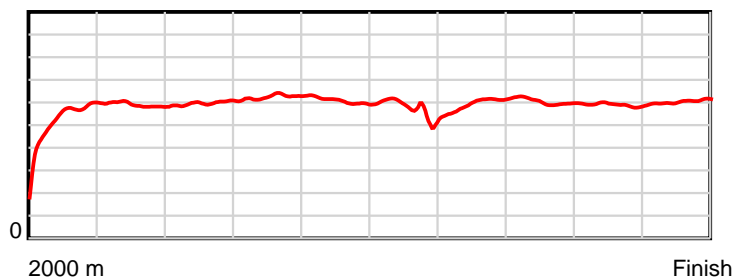
HRNZ and NZMTC and Thoroughbred Ratings Pty Ltd accepts no responsibility for the completeness or accuracy of any of the information contained herein, and makes no representations about its suitability for any particular purpose. Users should make their own judgements about those matters and/or seek independent advice. You assume all risks associated with use of the data provided on this page.

# Race Results

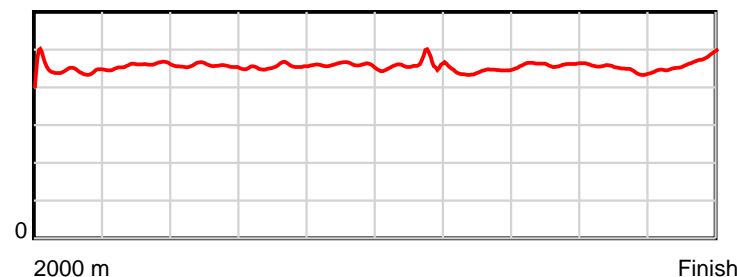
October 01, 2025, Race 2, , Distance 2000m, Addington - Survey 3200m

Result	TAB no.	Horse (Barrier)	2000 to	1800m to	1600m to	1400m to	1200m to	1000m to	800m to	600m to	400m to	200m to	Total or	Margin
6th	4	Bacardi Doll (6)	1800m	1600m	1400m	1200m	1000m	800m	600m	400m	200m	WP	Average	
		Position in running (margin)	-	5(5.1)	5(9.3)	5(11.0)	5(10.0)	5(8.9)	7(12.5)	7(8.3)	7(6.5)	7(10.2)		12.40
		Sectional time (s)	17.37	15.93	15.30	14.48	15.06	16.34	14.90	15.50	15.30	15.39		
		Cumulative time (s)	155.57	138.20	122.27	106.97	92.49	77.43	61.09	46.19	30.69	15.39	2:35.57	
		Speed (m/s)	11.52	12.55	13.07	13.81	13.28	12.24	13.42	12.90	13.07	13.00	12.86	
		Stride length (m)	5.31	5.76	5.97	6.28	6.10	5.60	5.94	5.95	5.86	6.08	5.87	
		Stride duration (s)	0.450	0.458	0.457	0.455	0.460	0.458	0.442	0.461	0.448	0.468	0.457	
		Stride efficiency (%)	44.07	51.79	55.71	61.70	58.21	49.04	55.10	55.31	53.59	57.82	53.90	
		Stride count	37.66	34.74	33.50	31.83	32.77	35.70	33.68	33.62	34.15	32.88	340.53	

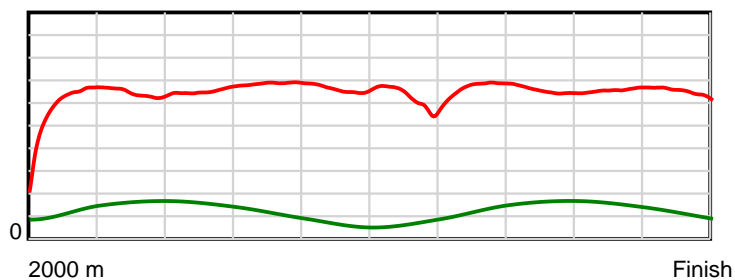
10 m Stride length



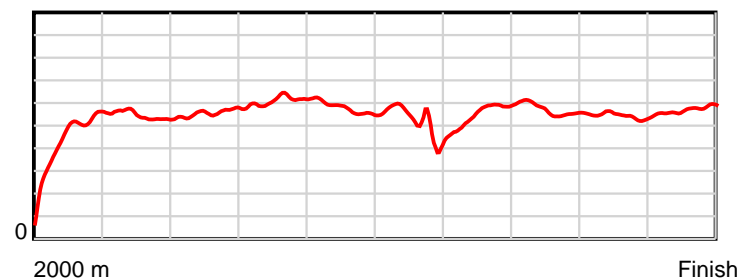
0.6 s Stride duration



20 m/sec Speed



100 % Stride efficiency



Note: Horizontal distance axis grid lines are 200m furlongs.

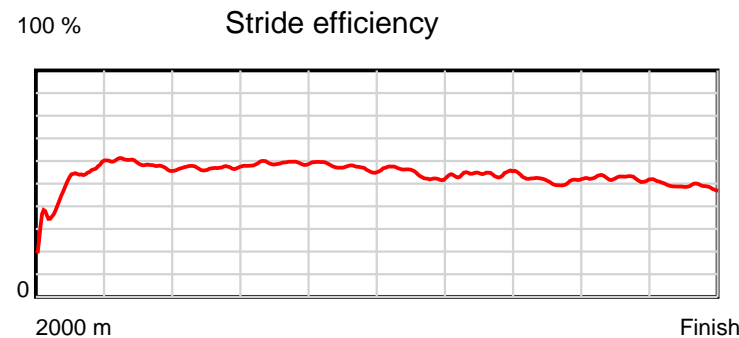
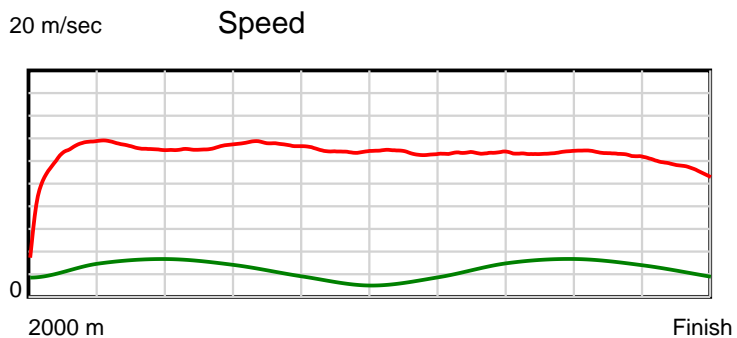
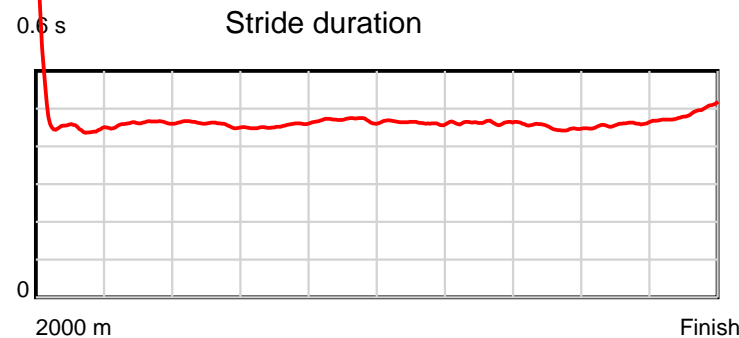
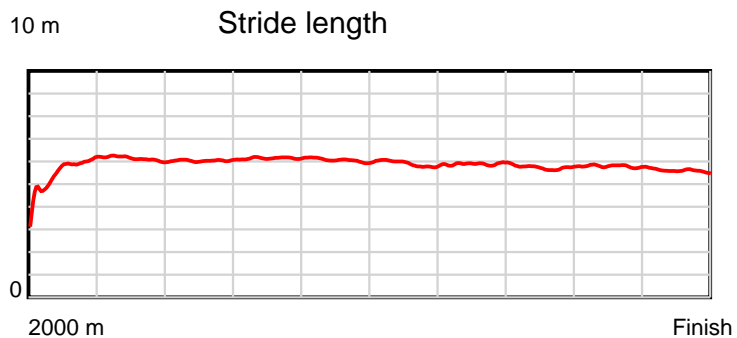
## Disclaimer.

HRNZ and NZMTC and Thoroughbred Ratings Pty Ltd accepts no responsibility for the completeness or accuracy of any of the information contained herein, and makes no representations about its suitability for any particular purpose. Users should make their own judgements about those matters and/or seek independent advice. You assume all risks associated with use of the data provided on this page.

# Race Results

October 01, 2025, Race 2, , Distance 2000m, Addington - Survey 3200m

Result	TAB no.	Horse (Barrier)	2000 to 1800m	1800m to 1600m	1600m to 1400m	1400m to 1200m	1200m to 1000m	1000m to 800m	800m to 600m	600m to 400m	400m to 200m	200m to WP	Total or Average	Margin
7th	5	Muscle Dash (7)												
		Position in running (margin)	-	1(0.0)	1(0.0)	1(0.0)	1(0.0)	1(0.0)	1(0.0)	1(0.0)	2(0.6)	5(6.4)		19.50
		Sectional time (s)	16.51	15.24	15.01	14.64	15.25	15.75	15.60	15.89	15.66	17.36		
		Cumulative time (s)	156.91	140.40	125.16	110.15	95.51	80.26	64.51	48.91	33.02	17.36	2:36.91	
		Speed (m/s)	12.12	13.12	13.32	13.66	13.11	12.70	12.82	12.59	12.77	11.52	12.75	
		Stride length (m)	5.67	6.05	6.11	6.21	6.16	5.88	5.93	5.67	5.85	5.65	5.91	
		Stride duration (s)	0.466	0.461	0.459	0.455	0.469	0.463	0.462	0.450	0.458	0.490	0.464	
		Stride efficiency (%)	50.24	57.17	58.37	60.26	59.24	54.06	54.89	50.20	53.46	49.82	54.59	
		Stride count	35.27	33.07	32.72	32.21	32.48	34.00	33.74	35.29	34.19	35.42	338.39	



Note: Horizontal distance axis grid lines are 200m furlongs.

#### Disclaimer.

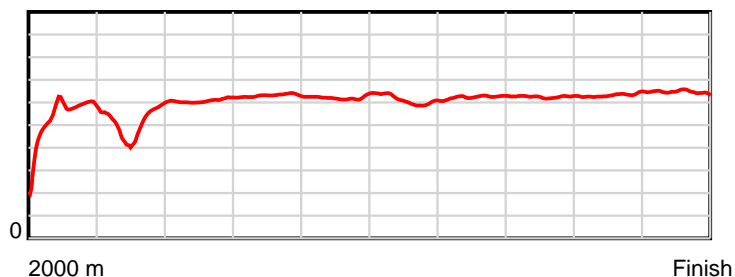
HRNZ and NZMTC and Thoroughbred Ratings Pty Ltd accepts no responsibility for the completeness or accuracy of any of the information contained herein, and makes no representations about its suitability for any particular purpose. Users should make their own judgements about those matters and/or seek independent advice. You assume all risks associated with use of the data provided on this page.

# Race Results

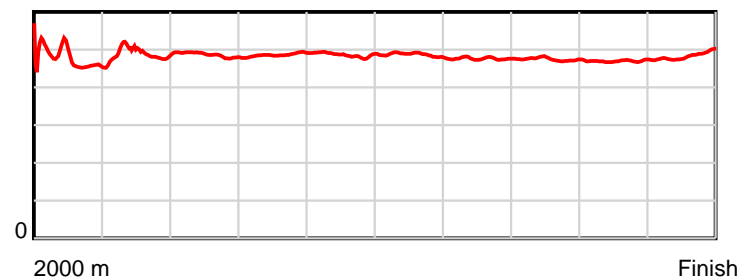
October 01, 2025, Race 2, , Distance 2000m, Addington - Survey 3200m

Result	TAB no.	Horse (Barrier)	2000 to	1800m to	1600m to	1400m to	1200m to	1000m to	800m to	600m to	400m to	200m to	Total or	Margin
8th	2	<b>Brightman (4)</b>	<b>1800m</b>	<b>1600m</b>	<b>1400m</b>	<b>1200m</b>	<b>1000m</b>	<b>800m</b>	<b>600m</b>	<b>400m</b>	<b>200m</b>	<b>WP</b>	<b>Average</b>	
		Position in running (margin)	-	4(4.8)	8(31.5)	8(37.7)	8(43.3)	8(46.1)	8(48.8)	8(47.7)	8(46.2)	8(47.7)		44.00
		Sectional time (s)	17.40	19.68	16.04	15.57	15.72	16.20	15.42	15.54	14.93	15.06		
		Cumulative time (s)	161.56	144.16	124.48	108.44	92.87	77.15	60.95	45.53	29.99	15.06	2:41.56	
		Speed (m/s)	11.50	10.16	12.47	12.85	12.72	12.35	12.97	12.87	13.40	13.28	12.38	
		Stride length (m)	5.51	4.90	6.05	6.25	6.18	6.01	6.17	6.10	6.29	6.44	5.96	
		Stride duration (s)	0.477	0.483	0.485	0.487	0.486	0.486	0.476	0.474	0.470	0.485	0.481	
		Stride efficiency (%)	47.43	37.58	57.21	61.04	59.77	56.38	59.54	58.11	61.81	64.88	55.43	
		Stride count	36.30	40.78	33.05	32.00	32.34	33.30	32.40	32.80	31.80	31.04	335.81	

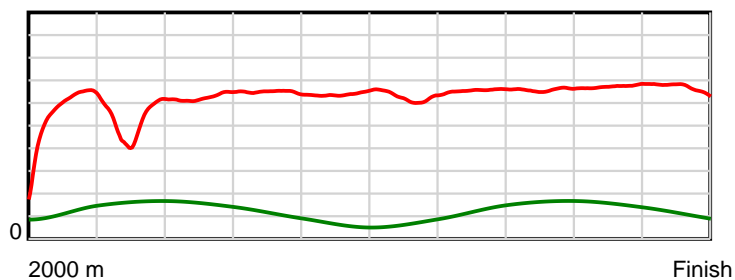
10 m Stride length



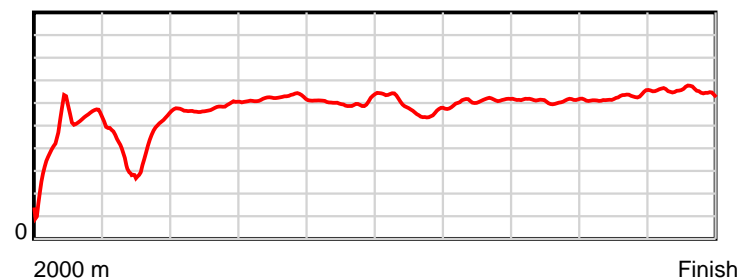
0.6 s Stride duration



20 m/sec Speed



100 % Stride efficiency



Note: Horizontal distance axis grid lines are 200m furlongs.

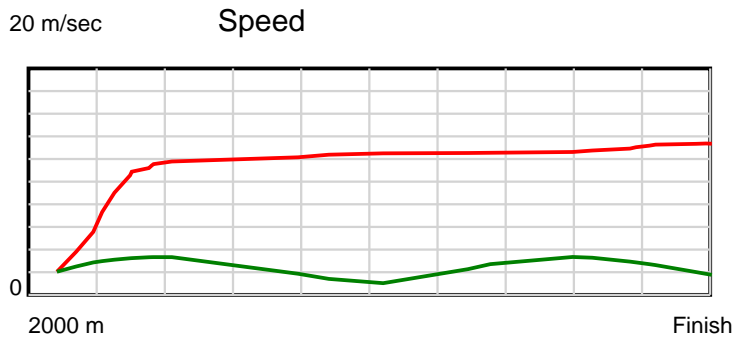
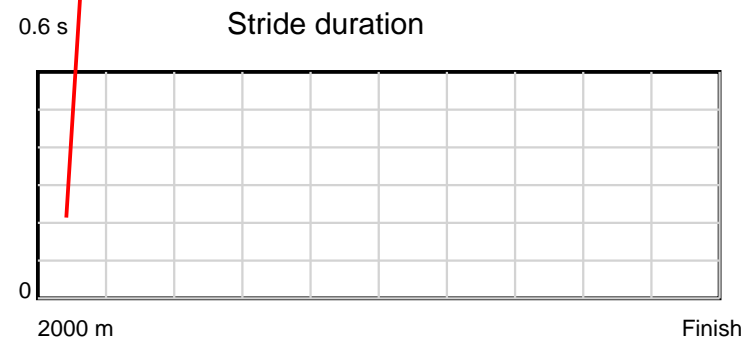
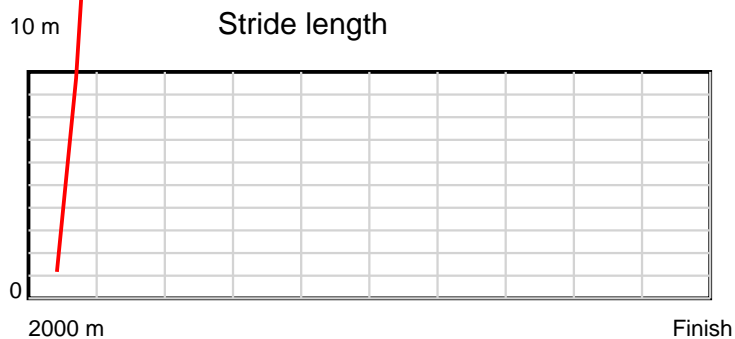
**Disclaimer.**

HRNZ and NZMTC and Thoroughbred Ratings Pty Ltd accepts no responsibility for the completeness or accuracy of any of the information contained herein, and makes no representations about its suitability for any particular purpose. Users should make their own judgements about those matters and/or seek independent advice. You assume all risks associated with use of the data provided on this page.

# Race Results

October 01, 2025, Race 2, , Distance 2000m, Addington - Survey 3200m

Result	TAB no.	Horse (Barrier)	2000 to 1800m	1800m to 1600m	1600m to 1400m	1400m to 1200m	1200m to 1000m	1000m to 800m	800m to 600m	600m to 400m	400m to 200m	200m to WP	Total or Average	Margin
9th	7	A Quiet Girl (2)												
		Position in running (margin)	-	9(21.1)	9(35.7)	9(39.5)	9(45.5)	9(47.5)	9(50.8)	9(50.1)	9(48.2)	9(49.6)		46.40
		Sectional time (s)	20.22	17.66	15.65	15.64	15.58	16.31	15.48	15.47	14.93	15.10		
		Cumulative time (s)	162.04	141.82	124.16	108.51	92.87	77.29	60.98	45.50	30.03	15.10	2:42.04	
		Speed (m/s)	9.89	11.33	12.78	12.79	12.84	12.26	12.92	12.93	13.40	13.25	12.34	
		Stride length (m)	13.03	9.63	31.76	58.40	131.51	134.69	129.42	67.90	55.07	22.07	30.29	
		Stride duration (s)	1.198	0.850	2.485	4.565	10.246	10.983	10.017	5.253	4.111	1.666	2.454	
		Stride efficiency (%)	265.45	144.77	1576.02	5328.88	27026.39	28349.46	26174.76	7204.18	4739.24	761.34	1433.64	
		Stride count	15.34	20.78	6.30	3.42	1.52	1.48	1.55	2.95	3.63	9.06	66.03	



Note: Horizontal distance axis grid lines are 200m furlongs.

#### Disclaimer.

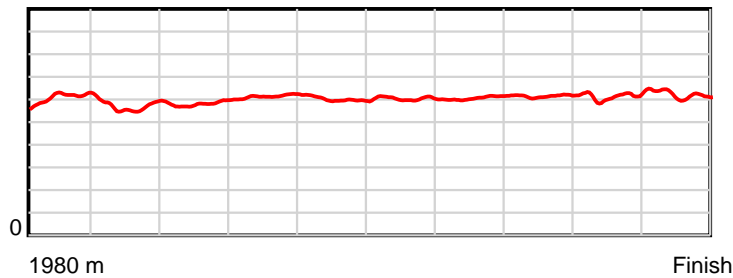
HRNZ and NZMTC and Thoroughbred Ratings Pty Ltd accepts no responsibility for the completeness or accuracy of any of the information contained herein, and makes no representations about its suitability for any particular purpose. Users should make their own judgements about those matters and/or seek independent advice. You assume all risks associated with use of the data provided on this page.

# Race Results

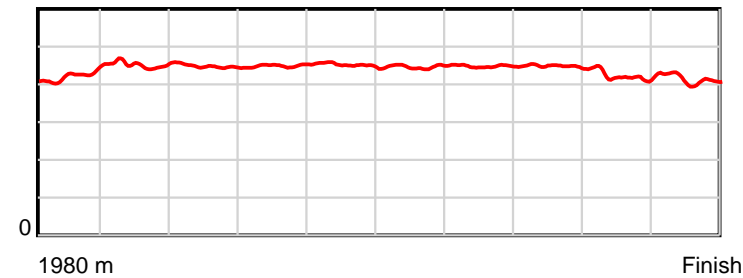
October 01, 2025, Race 3, EQUINE PEMF THERAPY MOBILE PACE, Distance 1980m, Addington - Survey 1980m

Result	TAB no.	Horse (Barrier)	1980 to	1800m to	1600m to	1400m to	1200m to	1000m to	800m to	600m to	400m to	200m to	Total or	Margin
1st	10	<b>Crystal (9)</b>	<b>1800m</b>	<b>1600m</b>	<b>1400m</b>	<b>1200m</b>	<b>1000m</b>	<b>800m</b>	<b>600m</b>	<b>400m</b>	<b>200m</b>	<b>WP</b>	<b>Average</b>	
		Position in running (margin)	-	4(4.3)	4(7.2)	4(5.2)	4(6.0)	5(5.9)	6(5.9)	7(6.0)	8(7.4)	5(4.4)		0.00
		Sectional time (s)	13.05	16.14	15.32	14.64	15.10	15.17	14.81	14.83	13.66	13.44		
		Cumulative time (s)	146.16	133.11	116.97	101.65	87.01	71.91	56.74	41.93	27.10	13.44	2:26.16	
		Speed (m/s)	13.80	12.39	13.05	13.66	13.25	13.18	13.50	13.49	14.64	14.88	13.55	
		Stride length (m)	6.07	5.60	5.84	6.13	5.98	5.89	6.05	6.04	6.18	6.14	5.99	
		Stride duration (s)	0.423	0.452	0.448	0.448	0.452	0.447	0.448	0.448	0.422	0.412	0.442	
		Stride efficiency (%)	57.51	49.00	53.37	58.69	55.93	54.22	57.13	57.03	59.76	58.84	56.01	
		Stride count	29.67	35.71	34.22	32.63	33.43	33.95	33.08	33.11	32.34	32.59	330.73	

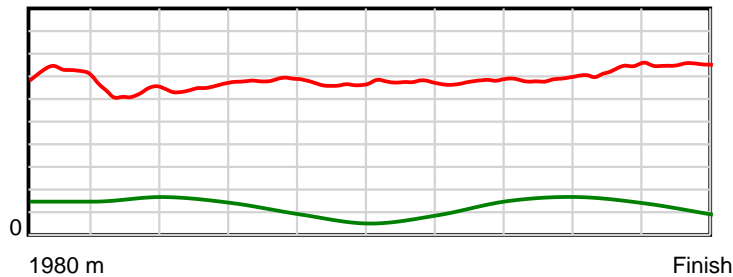
10 m Stride length



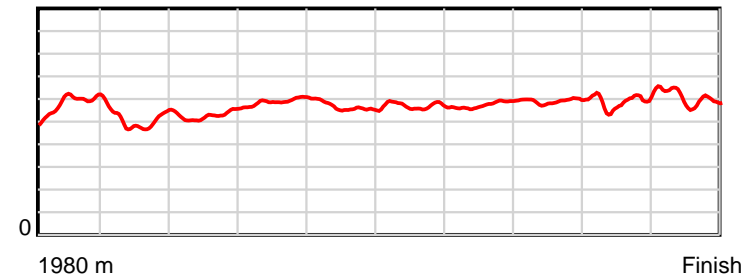
0.6 s Stride duration



20 m/sec Speed



100 % Stride efficiency



Note: Horizontal distance axis grid lines are 200m furlongs.

**Disclaimer.**

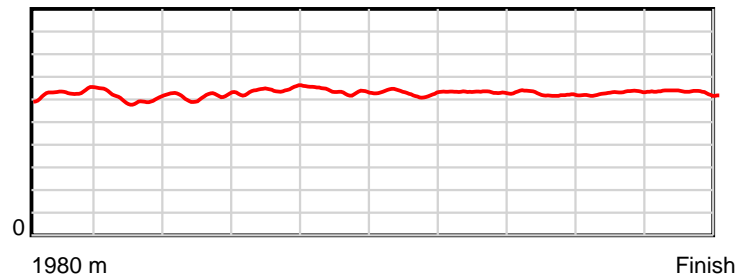
HRNZ and NZMTC and Thoroughbred Ratings Pty Ltd accepts no responsibility for the completeness or accuracy of any of the information contained herein, and makes no representations about its suitability for any particular purpose. Users should make their own judgements about those matters and/or seek independent advice. You assume all risks associated with use of the data provided on this page.

# Race Results

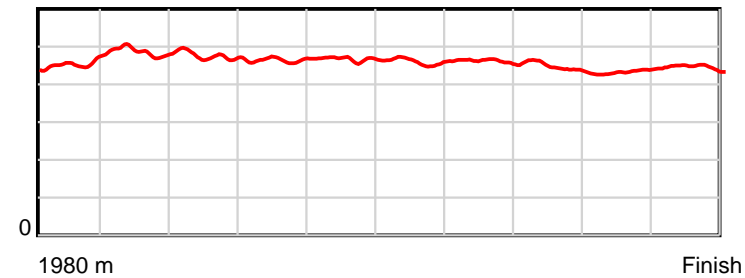
October 01, 2025, Race 3, EQUINE PEMF THERAPY MOBILE PACE, Distance 1980m, Addington - Survey 1980m

Result	TAB no.	Horse (Barrier)	1980 to	1800m to	1600m to	1400m to	1200m to	1000m to	800m to	600m to	400m to	200m to	Total or	Margin
2nd	4	Vin's Deal (4)	1800m	1600m	1400m	1200m	1000m	800m	600m	400m	200m	WP	Average	
		Position in running (margin)	-	5(5.1)	5(8.4)	5(7.6)	5(6.8)	4(4.7)	3(2.8)	2(1.5)	2(0.7)	1(0.0)		0.10
		Sectional time (s)	13.28	16.21	15.52	14.35	14.78	14.85	14.57	14.46	14.05	14.11		
		Cumulative time (s)	146.18	132.90	116.69	101.17	86.82	72.04	57.19	42.62	28.16	14.11	2:26.18	
		Speed (m/s)	13.56	12.34	12.89	13.94	13.53	13.47	13.73	13.83	14.23	14.17	13.55	
		Stride length (m)	6.25	6.00	6.13	6.46	6.32	6.19	6.33	6.17	6.17	6.31	6.23	
		Stride duration (s)	0.454	0.487	0.476	0.464	0.467	0.460	0.461	0.446	0.434	0.445	0.460	
		Stride efficiency (%)	61.12	56.29	58.80	65.21	62.38	59.89	62.61	59.47	59.51	62.12	60.67	
		Stride count	28.78	33.32	32.60	30.96	31.65	32.31	31.60	32.42	32.41	31.72	317.77	

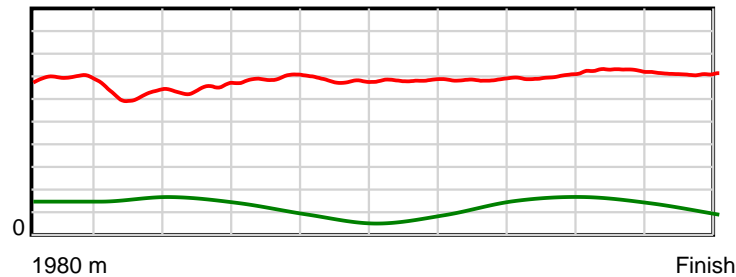
10 m Stride length



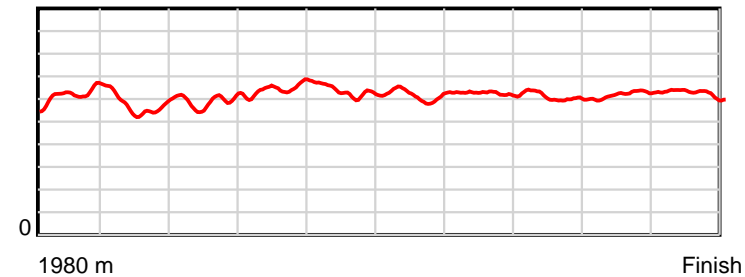
0.6 s Stride duration



20 m/sec Speed



100 % Stride efficiency



Note: Horizontal distance axis grid lines are 200m furlongs.

## Disclaimer.

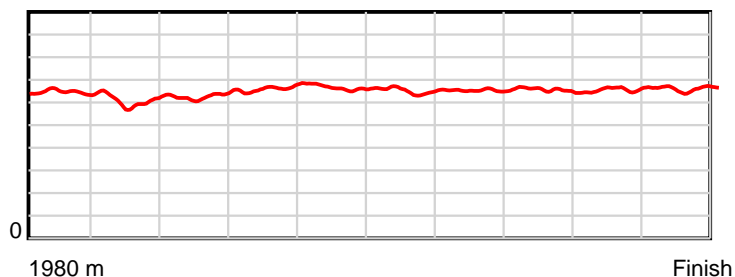
HRNZ and NZMTC and Thoroughbred Ratings Pty Ltd accepts no responsibility for the completeness or accuracy of any of the information contained herein, and makes no representations about its suitability for any particular purpose. Users should make their own judgements about those matters and/or seek independent advice. You assume all risks associated with use of the data provided on this page.

# Race Results

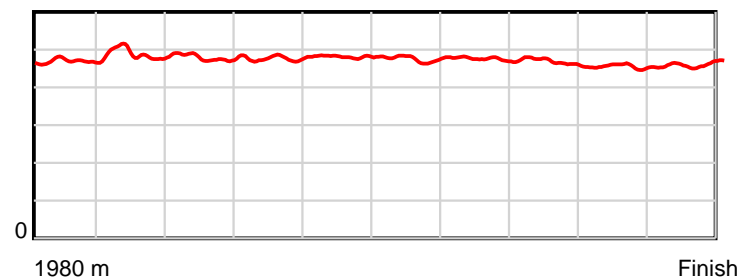
October 01, 2025, Race 3, EQUINE PEMF THERAPY MOBILE PACE, Distance 1980m, Addington - Survey 1980m

Result	TAB no.	Horse (Barrier)	1980 to	1800m to	1600m to	1400m to	1200m to	1000m to	800m to	600m to	400m to	200m to	Total or	Margin
3rd	6	<b>Tuppence (5)</b>	<b>1800m</b>	<b>1600m</b>	<b>1400m</b>	<b>1200m</b>	<b>1000m</b>	<b>800m</b>	<b>600m</b>	<b>400m</b>	<b>200m</b>	<b>WP</b>	<b>Average</b>	
		Position in running (margin)	-	6(5.8)	6(10.6)	6(9.5)	6(8.8)	6(6.1)	5(5.0)	5(3.6)	4(3.5)	2(2.1)		1.70
		Sectional time (s)	13.59	16.47	15.47	14.37	14.68	14.99	14.56	14.58	13.94	13.84		
		Cumulative time (s)	146.49	132.90	116.43	100.96	86.59	71.91	56.92	42.36	27.78	13.84	2:26.49	
		Speed (m/s)	13.25	12.14	12.93	13.92	13.62	13.34	13.74	13.72	14.35	14.45	13.52	
		Stride length (m)	6.37	5.94	6.20	6.62	6.56	6.35	6.52	6.41	6.53	6.66	6.41	
		Stride duration (s)	0.469	0.489	0.480	0.476	0.481	0.476	0.475	0.467	0.455	0.461	0.474	
		Stride efficiency (%)	63.41	55.20	60.03	68.56	67.20	62.93	66.44	64.14	66.56	69.42	64.19	
		Stride count	28.26	33.65	32.27	30.19	30.50	31.52	30.67	31.22	30.64	30.01	308.93	

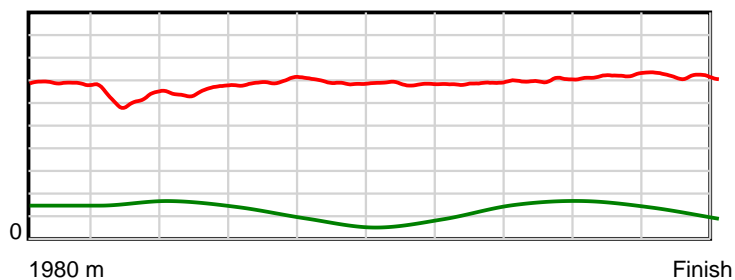
10 m Stride length



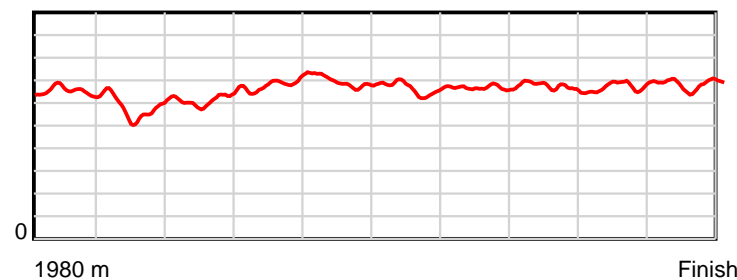
0.6 s Stride duration



20 m/sec Speed



100 % Stride efficiency



Note: Horizontal distance axis grid lines are 200m furlongs.

## Disclaimer.

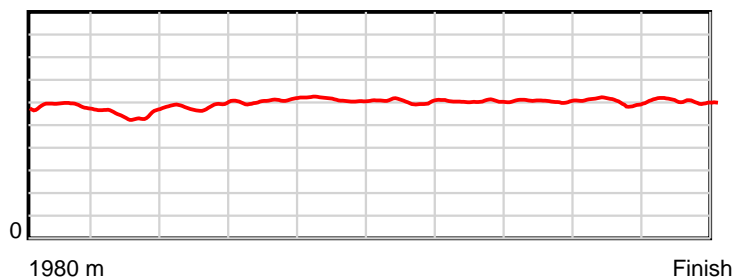
HRNZ and NZMTC and Thoroughbred Ratings Pty Ltd accepts no responsibility for the completeness or accuracy of any of the information contained herein, and makes no representations about its suitability for any particular purpose. Users should make their own judgements about those matters and/or seek independent advice. You assume all risks associated with use of the data provided on this page.

# Race Results

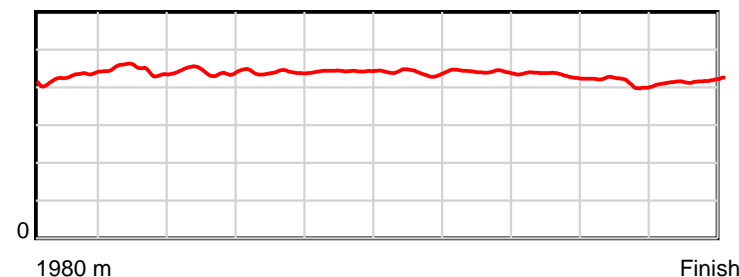
October 01, 2025, Race 3, EQUINE PEMF THERAPY MOBILE PACE, Distance 1980m, Addington - Survey 1980m

Result	TAB no.	Horse (Barrier)	1980 to	1800m to	1600m to	1400m to	1200m to	1000m to	800m to	600m to	400m to	200m to	Total or	Margin
4th	7	<b>Fear Gogh (6)</b>	<b>1800m</b>	<b>1600m</b>	<b>1400m</b>	<b>1200m</b>	<b>1000m</b>	<b>800m</b>	<b>600m</b>	<b>400m</b>	<b>200m</b>	<b>WP</b>	<b>Average</b>	
		Position in running (margin)	-	7(6.7)	7(13.2)	7(10.8)	7(10.6)	8(8.7)	7(6.8)	6(5.6)	5(4.8)	4(3.1)		1.90
		Sectional time (s)	13.72	16.75	15.26	14.44	14.82	14.85	14.59	14.47	13.88	13.73		
		Cumulative time (s)	146.51	132.79	116.04	100.78	86.34	71.52	56.67	42.08	27.61	13.73	2:26.51	
		Speed (m/s)	13.12	11.94	13.11	13.85	13.50	13.47	13.71	13.82	14.41	14.57	13.51	
		Stride length (m)	5.75	5.33	5.80	6.09	5.98	5.92	6.04	5.98	5.94	6.08	5.88	
		Stride duration (s)	0.428	0.447	0.442	0.440	0.443	0.439	0.441	0.432	0.412	0.418	0.435	
		Stride efficiency (%)	51.71	44.43	52.50	57.94	55.95	54.68	57.05	55.82	55.20	57.85	54.12	
		Stride count	31.29	37.51	34.50	32.84	33.42	33.81	33.10	33.46	33.65	32.87	336.45	

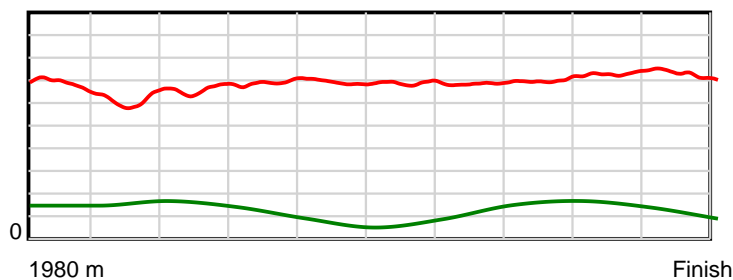
10 m Stride length



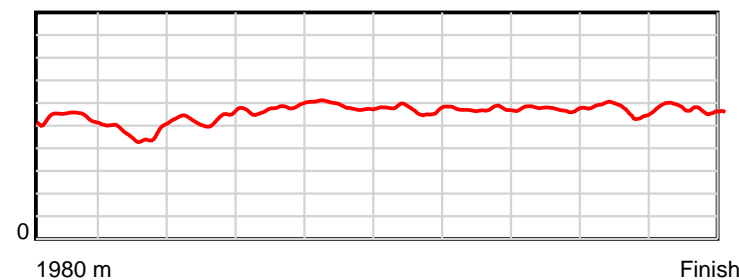
0.6 s Stride duration



20 m/sec Speed



100 % Stride efficiency



Note: Horizontal distance axis grid lines are 200m furlongs.

## Disclaimer.

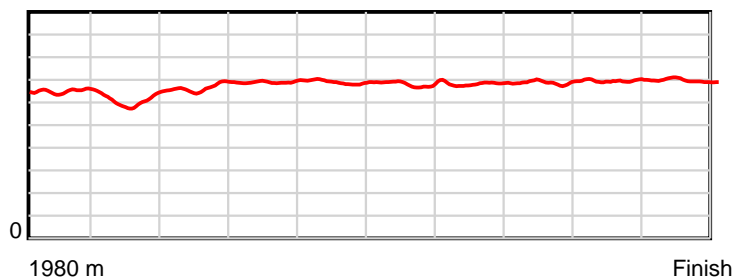
HRNZ and NZMTC and Thoroughbred Ratings Pty Ltd accepts no responsibility for the completeness or accuracy of any of the information contained herein, and makes no representations about its suitability for any particular purpose. Users should make their own judgements about those matters and/or seek independent advice. You assume all risks associated with use of the data provided on this page.

# Race Results

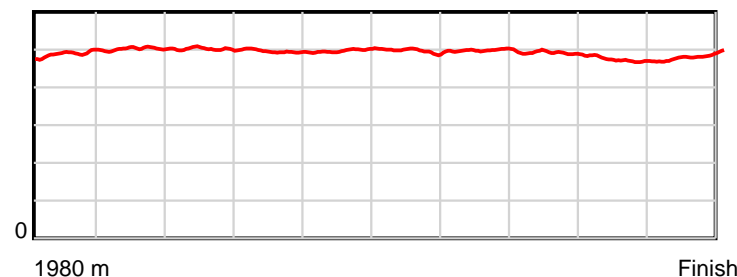
October 01, 2025, Race 3, EQUINE PEMF THERAPY MOBILE PACE, Distance 1980m, Addington - Survey 1980m

Result	TAB no.	Horse (Barrier)	1980 to	1800m to	1600m to	1400m to	1200m to	1000m to	800m to	600m to	400m to	200m to	Total or	Margin
5th	9	<b>Tallandfast (8)</b>	<b>1800m</b>	<b>1600m</b>	<b>1400m</b>	<b>1200m</b>	<b>1000m</b>	<b>800m</b>	<b>600m</b>	<b>400m</b>	<b>200m</b>	<b>WP</b>	<b>Average</b>	
		Position in running (margin)	-	8(8.5)	8(15.9)	8(13.1)	9(12.8)	9(10.6)	8(8.3)	8(7.4)	7(6.8)	6(4.9)		3.90
		Sectional time (s)	13.94	16.91	15.19	14.44	14.75	14.79	14.63	14.51	13.85	13.90		
		Cumulative time (s)	146.91	132.97	116.06	100.87	86.43	71.68	56.89	42.26	27.75	13.90	2:26.91	
		Speed (m/s)	12.91	11.83	13.17	13.85	13.56	13.52	13.67	13.78	14.44	14.39	13.48	
		Stride length (m)	6.47	5.94	6.60	6.86	6.75	6.71	6.81	6.75	6.82	6.96	6.66	
		Stride duration (s)	0.491	0.502	0.501	0.495	0.498	0.496	0.498	0.490	0.472	0.484	0.494	
		Stride efficiency (%)	65.41	55.13	68.04	73.53	71.29	70.32	72.48	71.24	72.61	75.80	69.25	
		Stride count	27.82	33.67	30.31	29.16	29.61	29.81	29.37	29.62	29.34	28.72	297.43	

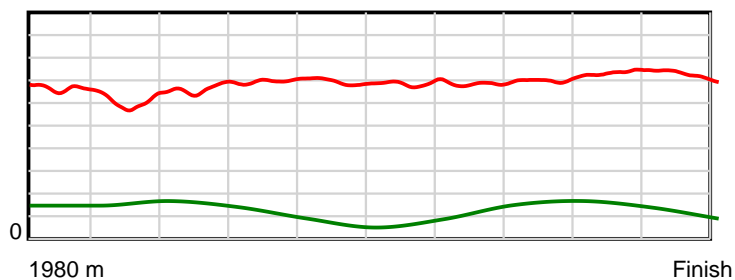
10 m Stride length



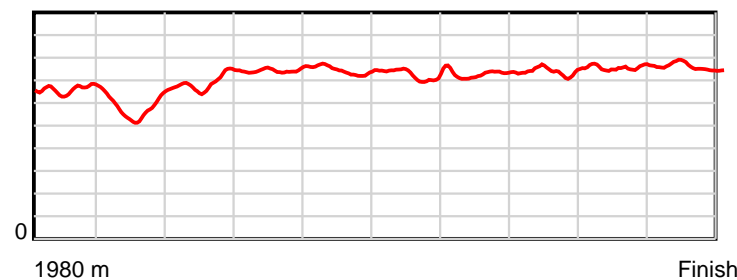
0.6 s Stride duration



20 m/sec Speed



100 % Stride efficiency



Note: Horizontal distance axis grid lines are 200m furlongs.

## Disclaimer.

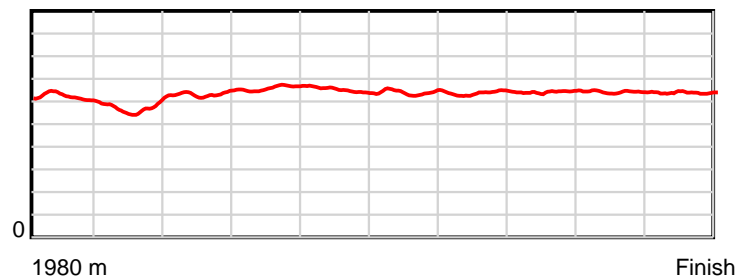
HRNZ and NZMTC and Thoroughbred Ratings Pty Ltd accepts no responsibility for the completeness or accuracy of any of the information contained herein, and makes no representations about its suitability for any particular purpose. Users should make their own judgements about those matters and/or seek independent advice. You assume all risks associated with use of the data provided on this page.

# Race Results

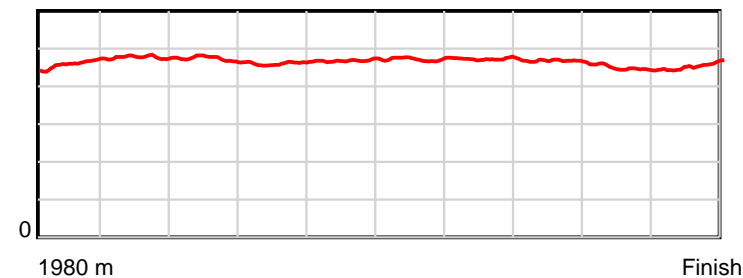
October 01, 2025, Race 3, EQUINE PEMF THERAPY MOBILE PACE, Distance 1980m, Addington - Survey 1980m

Result	TAB no.	Horse (Barrier)	1980 to	1800m to	1600m to	1400m to	1200m to	1000m to	800m to	600m to	400m to	200m to	Total or	Margin
6th	8	Willy Away (7)	1800m	1600m	1400m	1200m	1000m	800m	600m	400m	200m	WP	Average	
		Position in running (margin)	-	9(8.7)	9(19.2)	9(14.7)	8(11.2)	7(7.6)	9(8.3)	9(8.4)	9(9.3)	8(7.5)		8.50
		Sectional time (s)	14.03	17.43	14.91	13.90	14.53	15.28	14.81	14.74	13.87	14.27		
		Cumulative time (s)	147.77	133.74	116.31	101.40	87.50	72.97	57.69	42.88	28.14	14.27	2:27.77	
		Speed (m/s)	12.83	11.47	13.41	14.39	13.76	13.09	13.50	13.57	14.42	14.02	13.40	
		Stride length (m)	6.12	5.47	6.33	6.63	6.44	6.18	6.37	6.33	6.46	6.37	6.26	
		Stride duration (s)	0.461	0.477	0.472	0.461	0.468	0.472	0.472	0.467	0.448	0.454	0.467	
		Stride efficiency (%)	58.52	46.81	62.69	68.68	64.81	59.64	63.49	62.62	65.14	63.41	61.16	
		Stride count	29.41	36.54	31.58	30.17	31.06	32.37	31.38	31.59	30.98	31.40	316.48	

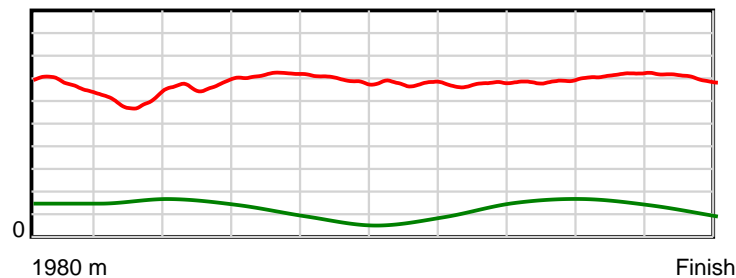
10 m Stride length



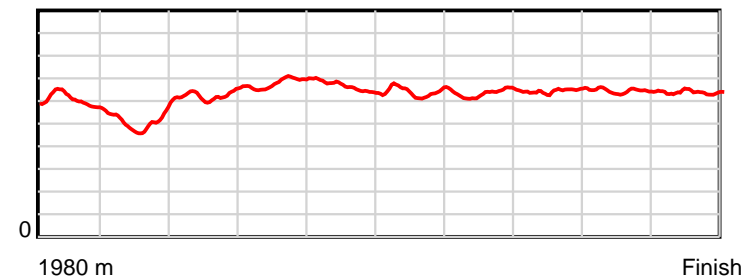
0.6 s Stride duration



20 m/sec Speed



100 % Stride efficiency



Note: Horizontal distance axis grid lines are 200m furlongs.

## Disclaimer.

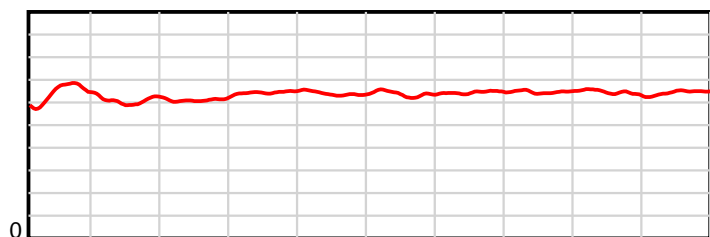
HRNZ and NZMTC and Thoroughbred Ratings Pty Ltd accepts no responsibility for the completeness or accuracy of any of the information contained herein, and makes no representations about its suitability for any particular purpose. Users should make their own judgements about those matters and/or seek independent advice. You assume all risks associated with use of the data provided on this page.

# Race Results

October 01, 2025, Race 3, EQUINE PEMF THERAPY MOBILE PACE, Distance 1980m, Addington - Survey 1980m

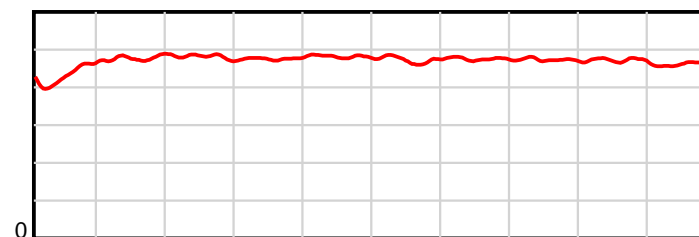
Result	TAB no.	Horse (Barrier)	1980 to	1800m to	1600m to	1400m to	1200m to	1000m to	800m to	600m to	400m to	200m to	Total or	Margin
7th	3	She's A Major ... (3)	1800m	1600m	1400m	1200m	1000m	800m	600m	400m	200m	WP	Average	
		Position in running (margin)	-	1(0.0)	2(2.6)	3(2.6)	3(4.2)	3(4.2)	4(3.4)	4(3.4)	6(5.0)	9(8.2)		9.60
		Sectional time (s)	12.44	16.09	15.67	14.76	15.11	15.05	14.79	14.87	14.70	14.50		
		Cumulative time (s)	147.98	135.54	119.45	103.78	89.02	73.91	58.86	44.07	29.20	14.50	2:27.98	
		Speed (m/s)	14.47	12.43	12.76	13.55	13.24	13.29	13.52	13.45	13.61	13.79	13.38	
		Stride length (m)	6.38	5.94	6.13	6.46	6.37	6.29	6.42	6.36	6.42	6.43	6.31	
		Stride duration (s)	0.435	0.478	0.480	0.477	0.481	0.473	0.475	0.473	0.472	0.466	0.472	
		Stride efficiency (%)	63.54	55.12	58.75	65.17	63.42	61.74	64.41	63.25	64.34	64.64	62.31	
		Stride count	28.23	33.67	32.62	30.97	31.40	31.82	31.15	31.44	31.17	31.10	313.57	

10 m Stride length



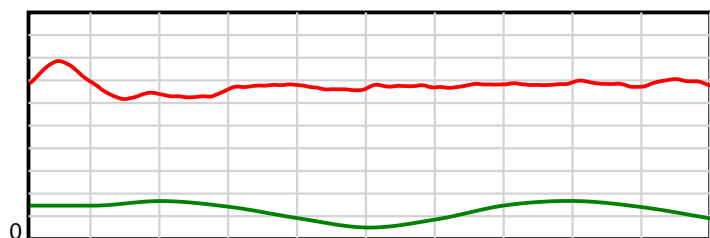
1980 m Finish

0.6 s Stride duration



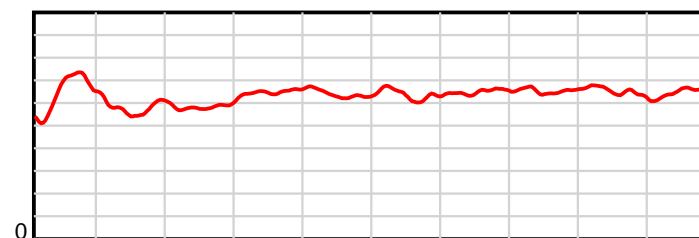
1980 m Finish

20 m/sec Speed



1980 m Finish

100 % Stride efficiency



1980 m Finish

Note: Horizontal distance axis grid lines are 200m furlongs.

## Disclaimer.

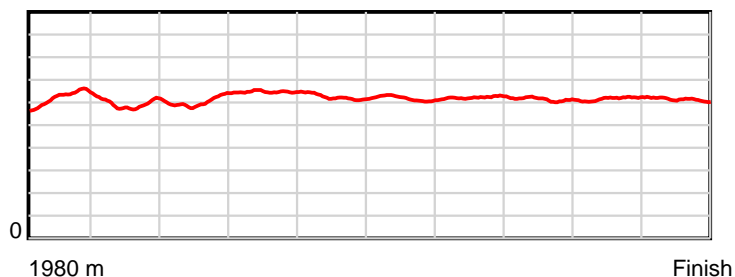
HRNZ and NZMTC and Thoroughbred Ratings Pty Ltd accepts no responsibility for the completeness or accuracy of any of the information contained herein, and makes no representations about its suitability for any particular purpose. Users should make their own judgements about those matters and/or seek independent advice. You assume all risks associated with use of the data provided on this page.

# Race Results

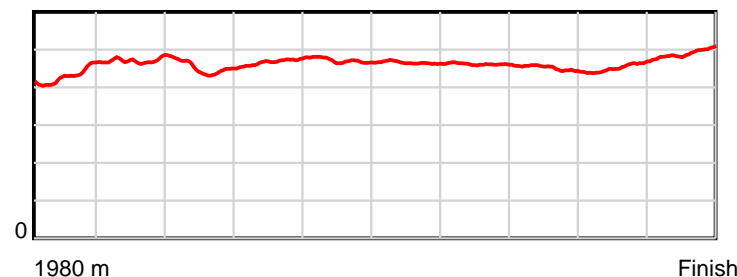
October 01, 2025, Race 3, EQUINE PEMF THERAPY MOBILE PACE, Distance 1980m, Addington - Survey 1980m

Result	TAB no.	Horse (Barrier)	1980 to	1800m to	1600m to	1400m to	1200m to	1000m to	800m to	600m to	400m to	200m to	Total or	Margin
8th	1	<b>Street Fighter (1)</b>	<b>1800m</b>	<b>1600m</b>	<b>1400m</b>	<b>1200m</b>	<b>1000m</b>	<b>800m</b>	<b>600m</b>	<b>400m</b>	<b>200m</b>	<b>WP</b>	<b>Average</b>	
		Position in running (margin)	-	3(2.5)	3(3.7)	1(0.0)	1(0.0)	1(0.0)	1(0.0)	1(0.0)	1(0.0)	3(3.1)		13.30
		Sectional time (s)	12.99	15.87	15.04	14.49	15.12	15.17	14.79	14.61	14.67	15.93		
		Cumulative time (s)	148.68	135.69	119.82	104.78	90.29	75.17	60.00	45.21	30.60	15.93	2:28.68	
		Speed (m/s)	13.86	12.60	13.30	13.80	13.23	13.18	13.52	13.69	13.63	12.55	13.32	
		Stride length (m)	6.15	5.95	6.01	6.46	6.22	6.13	6.23	6.17	6.18	6.19	6.17	
		Stride duration (s)	0.433	0.472	0.452	0.468	0.471	0.465	0.461	0.450	0.453	0.493	0.463	
		Stride efficiency (%)	59.05	55.23	56.36	65.28	60.52	58.79	60.66	59.42	59.61	59.91	59.41	
		Stride count	29.28	33.64	33.30	30.94	32.14	32.61	32.10	32.43	32.38	32.30	321.12	

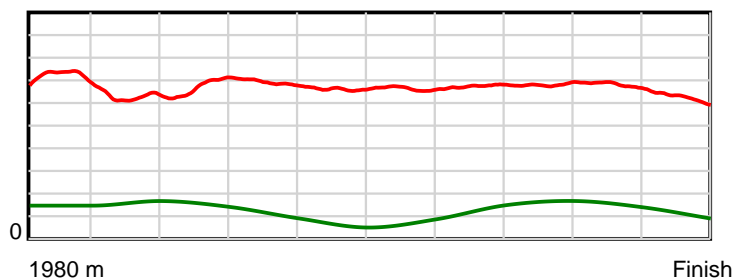
10 m Stride length



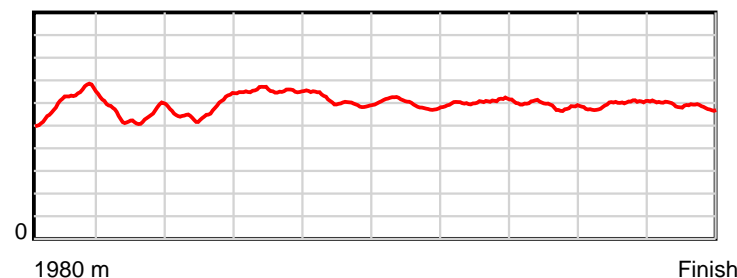
0.6 s Stride duration



20 m/sec Speed



100 % Stride efficiency



Note: Horizontal distance axis grid lines are 200m furlongs.

## Disclaimer.

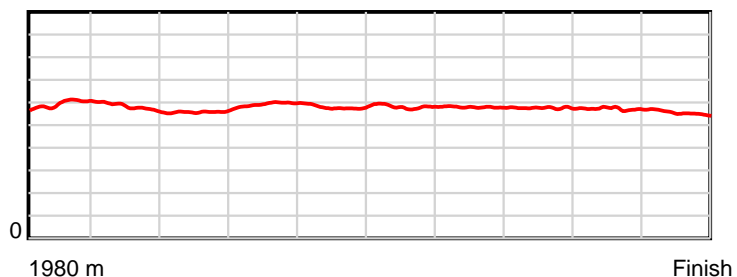
HRNZ and NZMTC and Thoroughbred Ratings Pty Ltd accepts no responsibility for the completeness or accuracy of any of the information contained herein, and makes no representations about its suitability for any particular purpose. Users should make their own judgements about those matters and/or seek independent advice. You assume all risks associated with use of the data provided on this page.

# Race Results

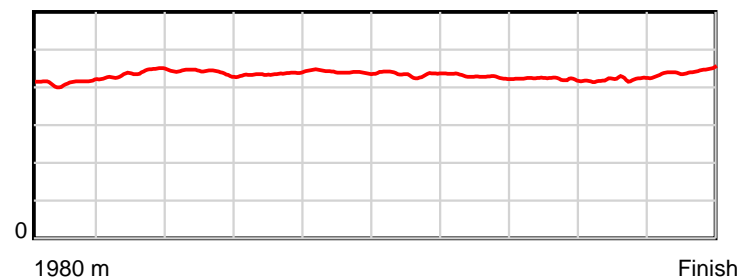
October 01, 2025, Race 3, EQUINE PEMF THERAPY MOBILE PACE, Distance 1980m, Addington - Survey 1980m

Result	TAB no.	Horse (Barrier)	1980 to	1800m to	1600m to	1400m to	1200m to	1000m to	800m to	600m to	400m to	200m to	Total or	Margin
9th	2	Rockin Roman (2)	1800m	1600m	1400m	1200m	1000m	800m	600m	400m	200m	WP	Average	
		Position in running (margin)	-	2(2.4)	1(0.0)	2(0.7)	2(2.1)	2(2.7)	2(2.0)	3(1.9)	3(3.0)	7(6.3)		15.90
		Sectional time (s)	12.89	15.27	15.78	14.72	15.21	15.06	14.77	14.80	14.71	15.97		
		Cumulative time (s)	149.18	136.29	121.02	105.24	90.52	75.31	60.25	45.48	30.68	15.97	2:29.18	
		Speed (m/s)	13.97	13.10	12.67	13.59	13.15	13.28	13.54	13.51	13.60	12.52	13.27	
		Stride length (m)	5.90	5.75	5.58	5.93	5.79	5.78	5.80	5.71	5.73	5.55	5.75	
		Stride duration (s)	0.413	0.439	0.440	0.436	0.440	0.435	0.428	0.422	0.421	0.443	0.433	
		Stride efficiency (%)	54.33	51.63	48.70	54.88	52.42	52.17	52.53	50.95	51.24	48.12	51.61	
		Stride count	30.53	34.79	35.83	33.75	34.53	34.62	34.49	35.03	34.93	36.04	344.54	

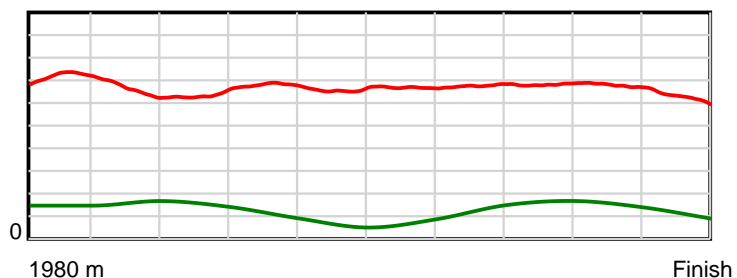
10 m Stride length



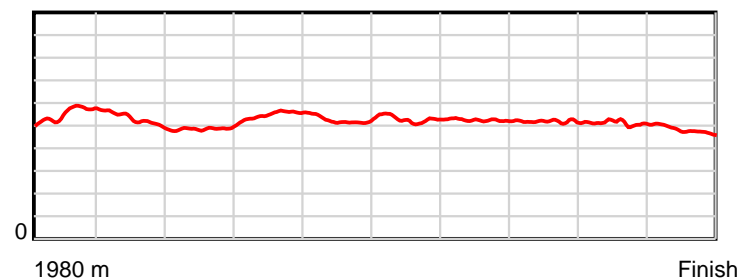
0.6 s Stride duration



20 m/sec Speed



100 % Stride efficiency



Note: Horizontal distance axis grid lines are 200m furlongs.

## Disclaimer.

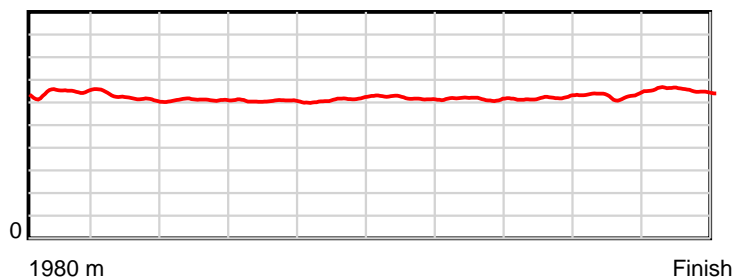
HRNZ and NZMTC and Thoroughbred Ratings Pty Ltd accepts no responsibility for the completeness or accuracy of any of the information contained herein, and makes no representations about its suitability for any particular purpose. Users should make their own judgements about those matters and/or seek independent advice. You assume all risks associated with use of the data provided on this page.

# Race Results

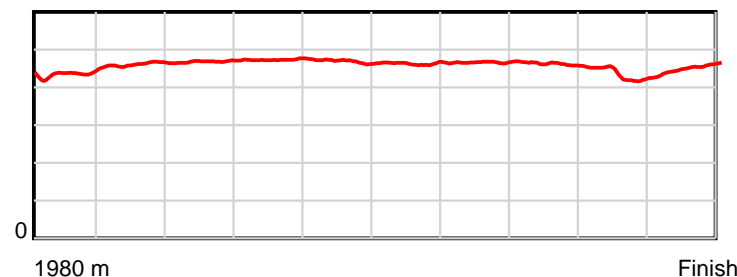
October 01, 2025, Race 4, CAPTAINTREACHEROUS - THE MORNING STAR FILLY MOBILE PACE, Distance 1980m, Addington - Survey 1980m

Result	TAB no.	Horse (Barrier)	1980 to	1800m to	1600m to	1400m to	1200m to	1000m to	800m to	600m to	400m to	200m to	Total or	Margin
1st	5	<b>Robyns Art (5)</b>	<b>1800m</b>	<b>1600m</b>	<b>1400m</b>	<b>1200m</b>	<b>1000m</b>	<b>800m</b>	<b>600m</b>	<b>400m</b>	<b>200m</b>	<b>WP</b>	<b>Average</b>	
		Position in running (margin)	-	2(0.6)	4(3.2)	4(3.4)	4(2.8)	4(3.0)	4(2.8)	4(2.3)	4(3.4)	2(0.1)		0.00
		Sectional time (s)	12.42	15.28	15.55	15.69	15.59	15.33	15.22	15.35	13.90	13.97		
		Cumulative time (s)	148.30	135.88	120.60	105.05	89.36	73.77	58.44	43.22	27.87	13.97	2:28.30	
		Speed (m/s)	14.50	13.09	12.86	12.75	12.83	13.05	13.14	13.03	14.39	14.32	13.35	
		Stride length (m)	6.38	6.04	6.02	6.04	6.01	6.04	6.13	6.01	6.24	6.49	6.13	
		Stride duration (s)	0.435	0.461	0.468	0.474	0.469	0.463	0.467	0.461	0.433	0.454	0.459	
		Stride efficiency (%)	63.60	56.94	56.67	56.95	56.48	57.06	58.73	56.43	60.81	65.91	58.79	
		Stride count	28.21	33.13	33.21	33.13	33.27	33.10	32.62	33.28	32.06	30.80	322.81	

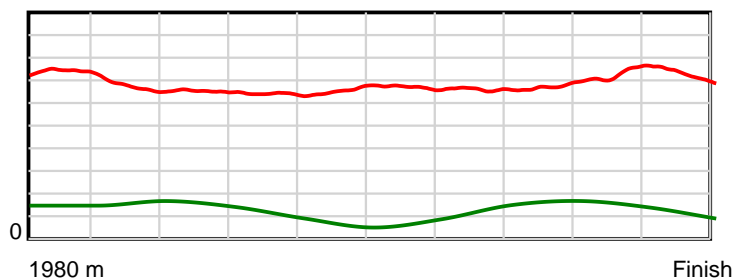
10 m Stride length



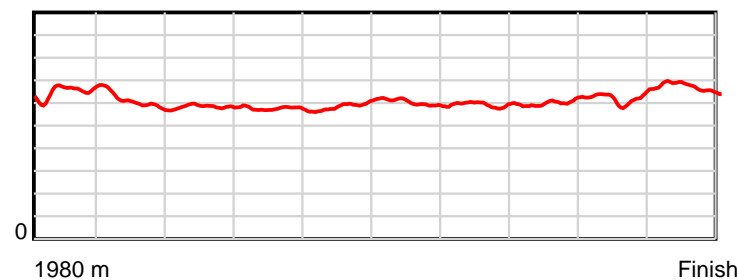
0.6 s Stride duration



20 m/sec Speed



100 % Stride efficiency



Note: Horizontal distance axis grid lines are 200m furlongs.

**Disclaimer.**

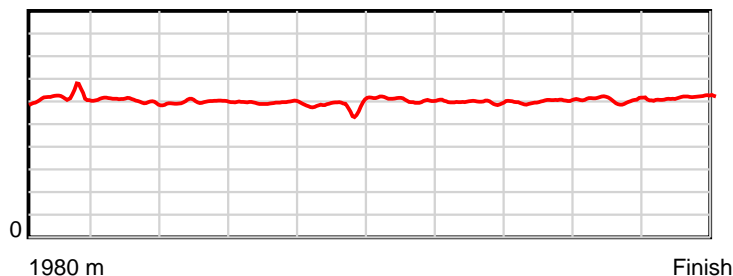
HRNZ and NZMTC and Thoroughbred Ratings Pty Ltd accepts no responsibility for the completeness or accuracy of any of the information contained herein, and makes no representations about its suitability for any particular purpose. Users should make their own judgements about those matters and/or seek independent advice. You assume all risks associated with use of the data provided on this page.

# Race Results

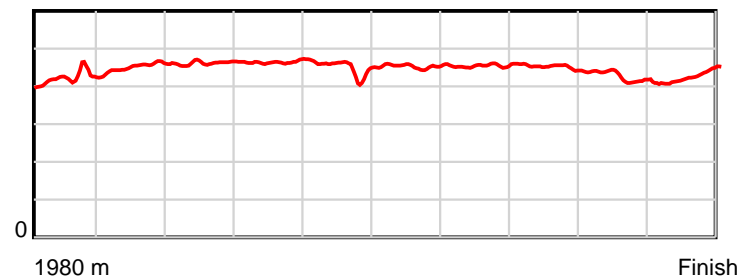
October 01, 2025, Race 4, CAPTAINTREACHEROUS - THE MORNING STAR FILLY MOBILE PACE, Distance 1980m, Addington - Survey 1980m

Result	TAB no.	Horse (Barrier)	1980 to	1800m to	1600m to	1400m to	1200m to	1000m to	800m to	600m to	400m to	200m to	Total or	Margin
2nd	4	Lorton Vale (4)	1800m	1600m	1400m	1200m	1000m	800m	600m	400m	200m	WP	Average	
		Position in running (margin)	-	5(2.5)	6(6.6)	6(5.9)	6(4.8)	5(4.1)	6(4.9)	5(4.3)	5(5.2)	5(2.8)		1.90
		Sectional time (s)	12.73	15.52	15.39	15.62	15.44	15.49	15.19	15.34	14.04	13.91		
		Cumulative time (s)	148.67	135.94	120.42	105.03	89.41	73.97	58.48	43.29	27.95	13.91	2:28.67	
		Speed (m/s)	14.14	12.89	13.00	12.80	12.95	12.91	13.17	13.04	14.25	14.38	13.32	
		Stride length (m)	6.10	5.83	6.00	5.95	5.81	5.85	5.98	5.87	6.02	6.17	5.95	
		Stride duration (s)	0.422	0.452	0.462	0.464	0.448	0.453	0.454	0.450	0.423	0.429	0.447	
		Stride efficiency (%)	58.13	53.08	56.23	55.23	52.75	53.44	55.85	53.77	56.66	59.48	55.38	
		Stride count	29.51	34.32	33.34	33.64	34.42	34.20	33.45	34.10	33.21	32.42	332.61	

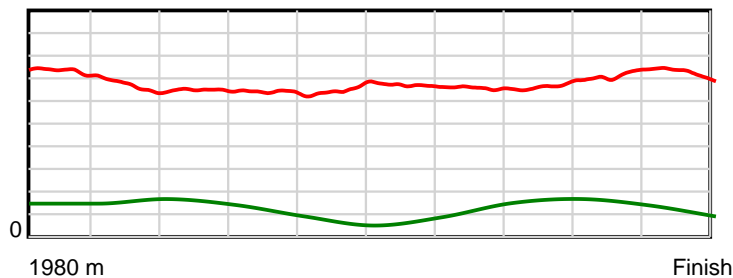
10 m Stride length



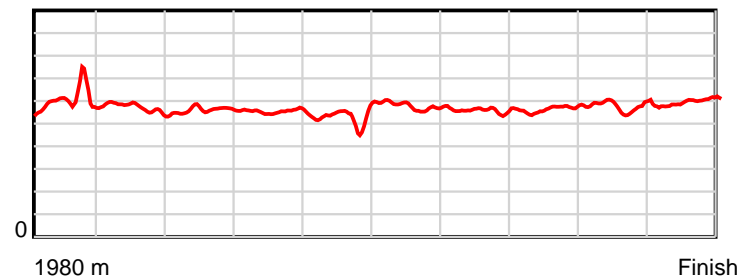
0.6 s Stride duration



20 m/sec Speed



100 % Stride efficiency



Note: Horizontal distance axis grid lines are 200m furlongs.

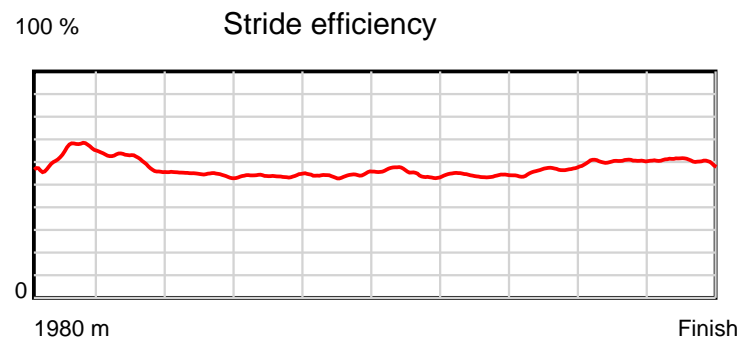
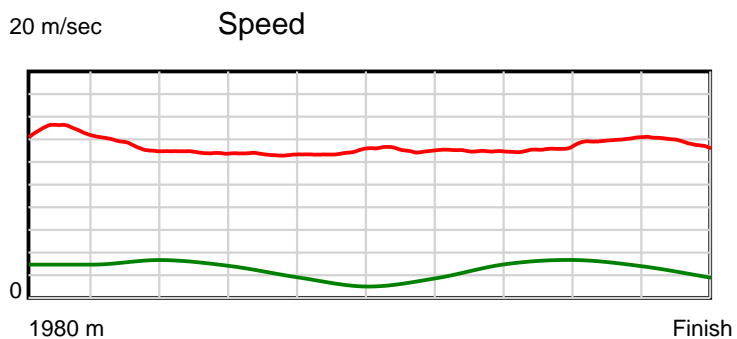
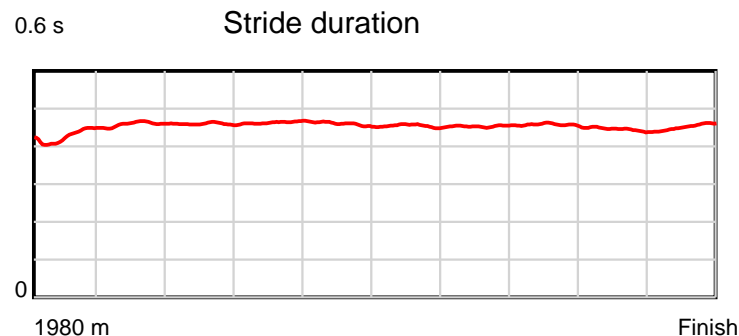
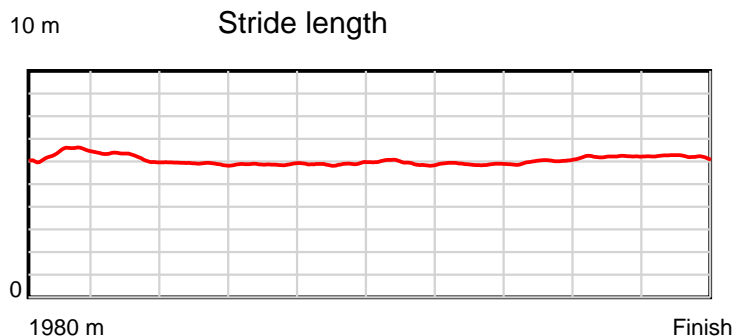
## Disclaimer.

HRNZ and NZMTC and Thoroughbred Ratings Pty Ltd accepts no responsibility for the completeness or accuracy of any of the information contained herein, and makes no representations about its suitability for any particular purpose. Users should make their own judgements about those matters and/or seek independent advice. You assume all risks associated with use of the data provided on this page.

# Race Results

October 01, 2025, Race 4, CAPTAINTREACHEROUS - THE MORNING STAR FILLY MOBILE PACE, Distance 1980m, Addington - Survey 1980m

Result	TAB no.	Horse (Barrier)	1980 to	1800m to	1600m to	1400m to	1200m to	1000m to	800m to	600m to	400m to	200m to	Total or	Margin
3rd	3	Flyaway (3)	1800m	1600m	1400m	1200m	1000m	800m	600m	400m	200m	WP	Average	
		Position in running (margin)	-	1(0.0)	1(0.0)	1(0.0)	1(0.0)	1(0.0)	1(0.0)	1(0.0)	1(0.0)	1(0.0)		3.40
		Sectional time (s)	12.17	14.84	15.52	15.80	15.55	15.36	15.29	15.19	14.44	14.78		
		Cumulative time (s)	148.94	136.77	121.93	106.41	90.61	75.06	59.70	44.41	29.22	14.78	2:28.94	
		Speed (m/s)	14.79	13.48	12.89	12.66	12.86	13.02	13.08	13.17	13.85	13.53	13.29	
		Stride length (m)	6.34	6.19	5.92	5.87	5.91	5.91	5.93	6.02	6.16	6.13	6.03	
		Stride duration (s)	0.428	0.459	0.460	0.463	0.460	0.454	0.453	0.457	0.445	0.453	0.454	
		Stride efficiency (%)	62.81	59.91	54.84	53.78	54.57	54.59	54.90	56.65	59.33	58.69	56.85	
		Stride count	28.39	32.30	33.76	34.09	33.84	33.84	33.74	33.22	32.46	32.63	328.27	



Note: Horizontal distance axis grid lines are 200m furlongs.

#### Disclaimer.

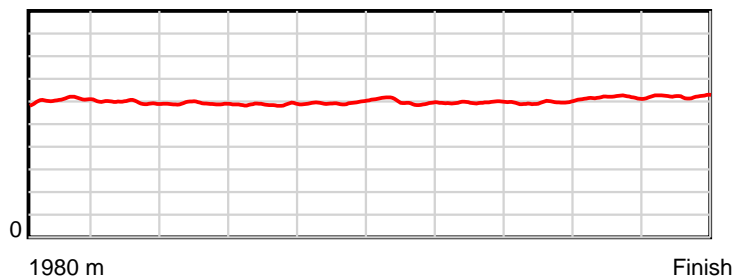
HRNZ and NZMTC and Thoroughbred Ratings Pty Ltd accepts no responsibility for the completeness or accuracy of any of the information contained herein, and makes no representations about its suitability for any particular purpose. Users should make their own judgements about those matters and/or seek independent advice. You assume all risks associated with use of the data provided on this page.

# Race Results

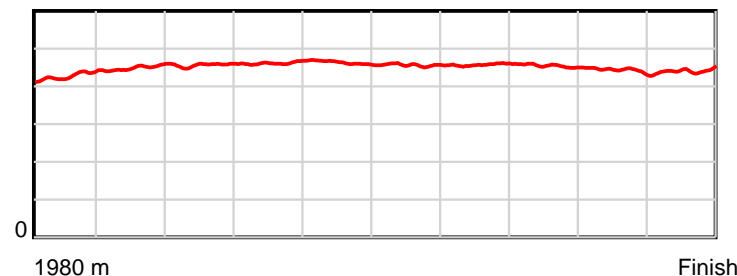
October 01, 2025, Race 4, CAPTAINTREACHEROUS - THE MORNING STAR FILLY MOBILE PACE, Distance 1980m, Addington - Survey 1980m

Result	TAB no.	Horse (Barrier)	1980 to	1800m to	1600m to	1400m to	1200m to	1000m to	800m to	600m to	400m to	200m to	Total or	Margin
4th	2	My Ten Guitars (2)	1800m	1600m	1400m	1200m	1000m	800m	600m	400m	200m	WP	Average	
		Position in running (margin)	-	7(4.4)	7(6.9)	5(5.3)	5(4.3)	6(4.6)	5(4.7)	6(4.3)	6(5.6)	6(4.4)		4.20
		Sectional time (s)	12.98	15.24	15.25	15.64	15.61	15.39	15.22	15.40	14.23	14.14		
		Cumulative time (s)	149.10	136.12	120.88	105.63	89.99	74.38	58.99	43.77	28.37	14.14	2:29.10	
		Speed (m/s)	13.87	13.12	13.11	12.79	12.81	13.00	13.14	12.99	14.05	14.14	13.28	
		Stride length (m)	6.07	5.90	5.98	5.90	5.93	5.94	6.01	5.90	6.22	6.26	6.01	
		Stride duration (s)	0.429	0.449	0.456	0.462	0.463	0.457	0.457	0.454	0.443	0.443	0.452	
		Stride efficiency (%)	57.60	54.34	55.93	54.49	55.03	55.05	56.46	54.32	60.45	61.20	56.40	
		Stride count	29.65	33.92	33.43	33.87	33.70	33.70	33.27	33.92	32.16	31.96	329.58	

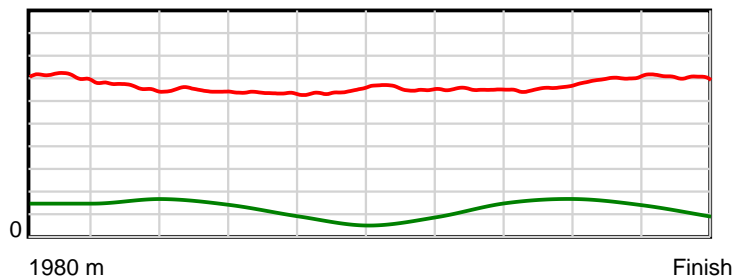
10 m Stride length



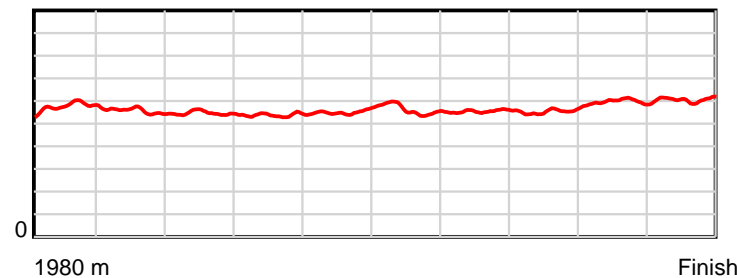
0.6 s Stride duration



20 m/sec Speed



100 % Stride efficiency



Note: Horizontal distance axis grid lines are 200m furlongs.

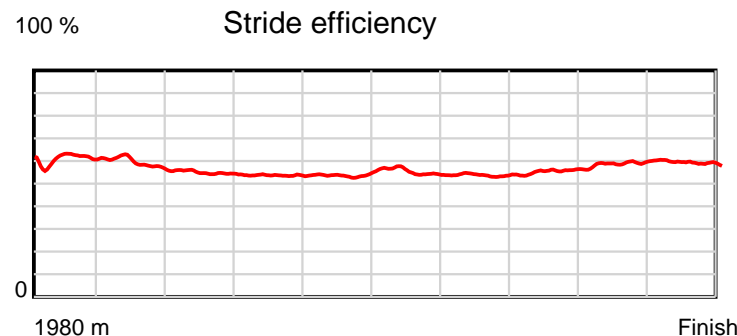
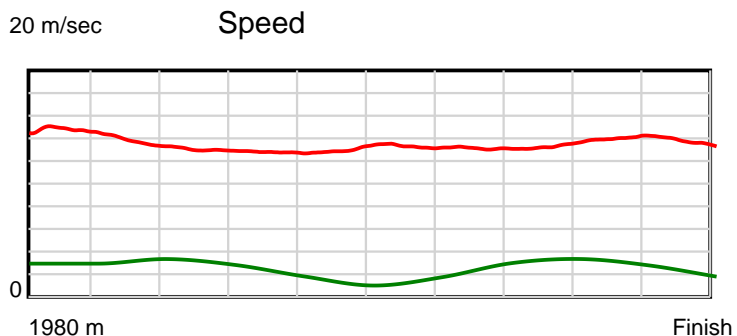
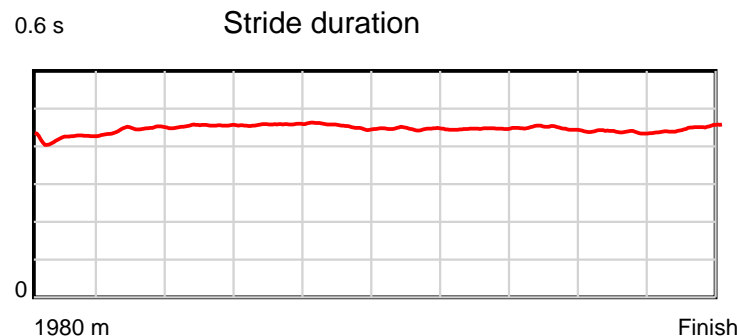
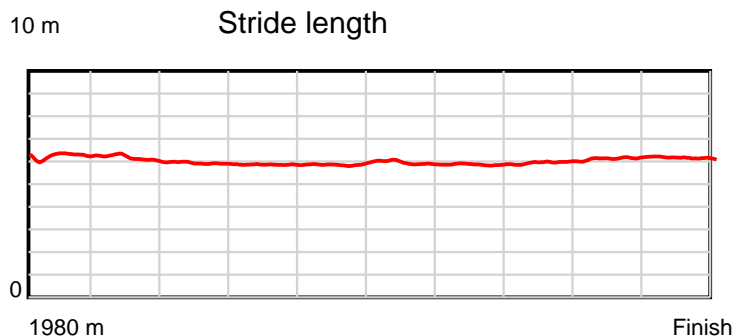
**Disclaimer.**

HRNZ and NZMTC and Thoroughbred Ratings Pty Ltd accepts no responsibility for the completeness or accuracy of any of the information contained herein, and makes no representations about its suitability for any particular purpose. Users should make their own judgements about those matters and/or seek independent advice. You assume all risks associated with use of the data provided on this page.

# Race Results

October 01, 2025, Race 4, CAPTAINTREACHEROUS - THE MORNING STAR FILLY MOBILE PACE, Distance 1980m, Addington - Survey 1980m

Result	TAB no.	Horse (Barrier)	1980 to	1800m to	1600m to	1400m to	1200m to	1000m to	800m to	600m to	400m to	200m to	Total or	Margin
5th	7	Betterwithblin... (7)	1800m	1600m	1400m	1200m	1000m	800m	600m	400m	200m	WP	Average	
		Position in running (margin)	-	3(0.8)	2(1.0)	2(1.7)	2(0.6)	2(1.1)	2(0.6)	2(0.5)	2(0.8)	3(1.0)		4.30
		Sectional time (s)	12.58	14.87	15.64	15.61	15.64	15.29	15.27	15.22	14.48	14.52		
		Cumulative time (s)	149.12	136.54	121.67	106.03	90.42	74.78	59.49	44.22	29.00	14.52	2:29.12	
		Speed (m/s)	14.31	13.45	12.79	12.81	12.79	13.08	13.10	13.14	13.81	13.77	13.28	
		Stride length (m)	6.14	5.99	5.82	5.87	5.79	5.84	5.85	5.88	6.06	6.19	5.94	
		Stride duration (s)	0.421	0.446	0.455	0.458	0.453	0.447	0.447	0.448	0.439	0.449	0.447	
		Stride efficiency (%)	58.87	56.09	52.94	53.86	52.45	53.33	53.47	54.09	57.32	59.87	55.11	
		Stride count	29.33	33.38	34.36	34.07	34.52	34.23	34.19	33.99	33.02	32.31	333.40	



Note: Horizontal distance axis grid lines are 200m furlongs.

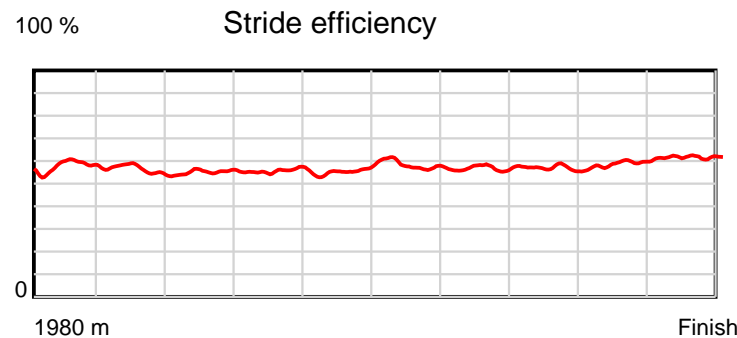
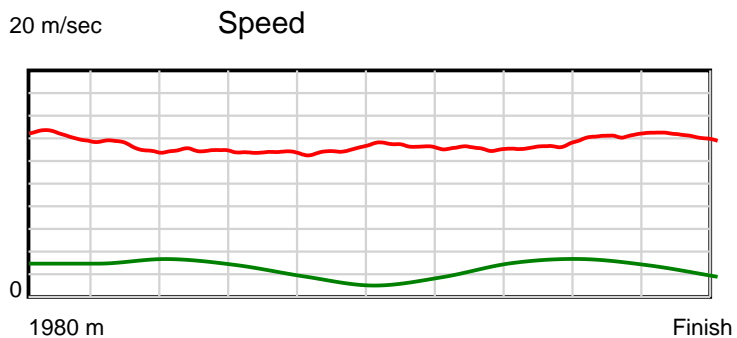
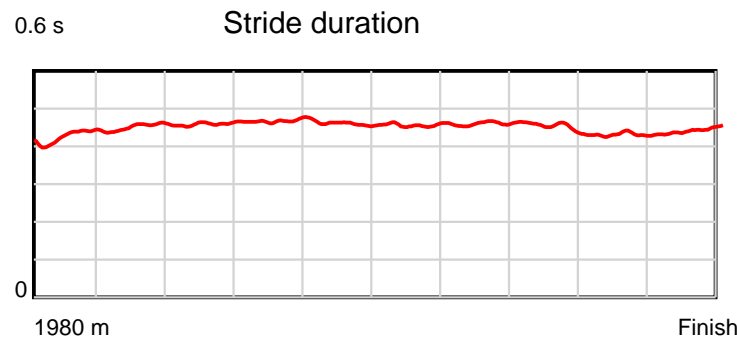
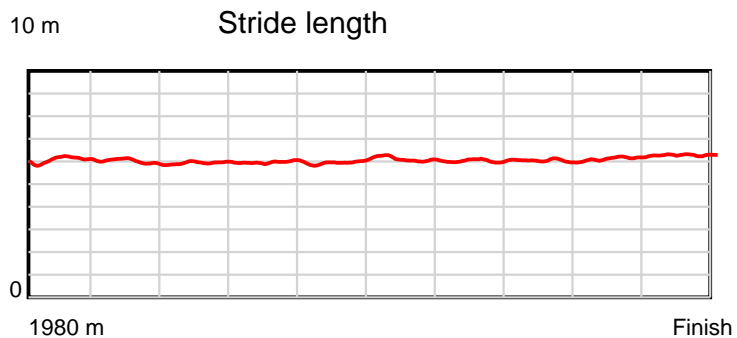
#### Disclaimer.

HRNZ and NZMTC and Thoroughbred Ratings Pty Ltd accepts no responsibility for the completeness or accuracy of any of the information contained herein, and makes no representations about its suitability for any particular purpose. Users should make their own judgements about those matters and/or seek independent advice. You assume all risks associated with use of the data provided on this page.

# Race Results

October 01, 2025, Race 4, CAPTAINTREACHEROUS - THE MORNING STAR FILLY MOBILE PACE, Distance 1980m, Addington - Survey 1980m

Result	TAB no.	Horse (Barrier)	1980 to	1800m to	1600m to	1400m to	1200m to	1000m to	800m to	600m to	400m to	200m to	Total or	Margin
6th	6	<b>Chal Vee Power (6)</b>	<b>1800m</b>	<b>1600m</b>	<b>1400m</b>	<b>1200m</b>	<b>1000m</b>	<b>800m</b>	<b>600m</b>	<b>400m</b>	<b>200m</b>	<b>WP</b>	<b>Average</b>	
		Position in running (margin)	-	6(3.8)	5(6.4)	7(7.0)	7(6.4)	7(6.7)	7(6.1)	7(5.9)	7(6.1)	7(5.5)		5.90
		Sectional time (s)	12.88	15.28	15.62	15.69	15.60	15.27	15.26	15.21	14.34	14.27		
		Cumulative time (s)	149.42	136.54	121.26	105.64	89.95	74.35	59.08	43.82	28.61	14.27	2:29.42	
		Speed (m/s)	13.98	13.09	12.80	12.75	12.82	13.10	13.11	13.15	13.95	14.02	13.25	
		Stride length (m)	6.02	5.91	5.88	5.96	5.90	5.98	6.03	5.94	6.02	6.21	5.98	
		Stride duration (s)	0.427	0.451	0.459	0.468	0.460	0.457	0.460	0.452	0.431	0.443	0.451	
		Stride efficiency (%)	56.59	54.55	54.05	55.54	54.41	55.86	56.76	55.18	56.54	60.34	55.94	
		Stride count	29.91	33.85	34.01	33.55	33.89	33.45	33.18	33.66	33.25	32.19	330.94	



Note: Horizontal distance axis grid lines are 200m furlongs.

#### Disclaimer.

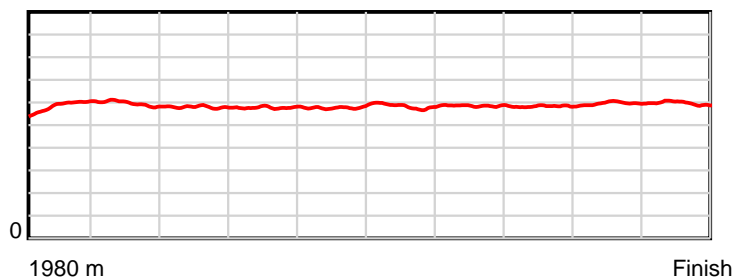
HRNZ and NZMTC and Thoroughbred Ratings Pty Ltd accepts no responsibility for the completeness or accuracy of any of the information contained herein, and makes no representations about its suitability for any particular purpose. Users should make their own judgements about those matters and/or seek independent advice. You assume all risks associated with use of the data provided on this page.

# Race Results

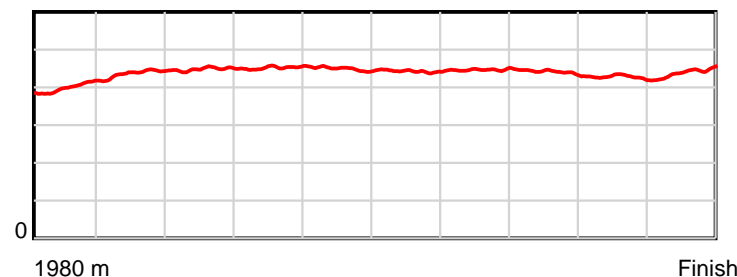
October 01, 2025, Race 4, CAPTAINTREACHEROUS - THE MORNING STAR FILLY MOBILE PACE, Distance 1980m, Addington - Survey 1980m

Result	TAB no.	Horse (Barrier)	1980 to	1800m to	1600m to	1400m to	1200m to	1000m to	800m to	600m to	400m to	200m to	Total or	Margin
7th	1	<b>Courage Reacto... (1)</b>	<b>1800m</b>	<b>1600m</b>	<b>1400m</b>	<b>1200m</b>	<b>1000m</b>	<b>800m</b>	<b>600m</b>	<b>400m</b>	<b>200m</b>	<b>WP</b>	<b>Average</b>	
		Position in running (margin)	-	4(1.6)	3(1.7)	3(2.3)	3(2.0)	3(2.2)	3(1.8)	3(2.0)	3(2.4)	4(1.9)		6.00
		Sectional time (s)	12.68	14.85	15.62	15.75	15.59	15.29	15.33	15.25	14.36	14.72		
		Cumulative time (s)	149.44	136.76	121.91	106.29	90.54	74.95	59.66	44.33	29.08	14.72	2:29.44	
		Speed (m/s)	14.20	13.47	12.80	12.70	12.83	13.08	13.05	13.11	13.93	13.59	13.25	
		Stride length (m)	5.81	5.89	5.74	5.74	5.76	5.79	5.83	5.78	5.95	5.99	5.83	
		Stride duration (s)	0.401	0.438	0.448	0.452	0.449	0.443	0.447	0.441	0.427	0.441	0.440	
		Stride efficiency (%)	52.82	54.27	51.49	51.48	51.86	52.46	53.03	52.19	55.29	56.09	53.07	
		Stride count	30.96	33.94	34.84	34.85	34.72	34.52	34.33	34.61	33.62	33.38	339.77	

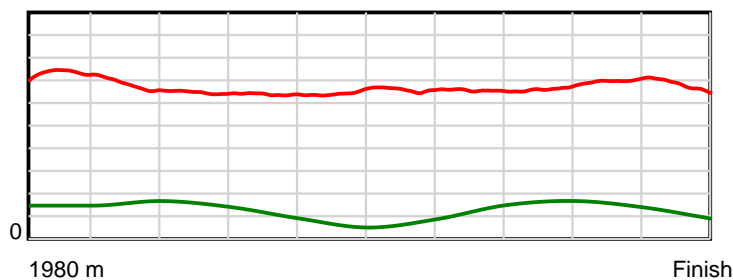
10 m Stride length



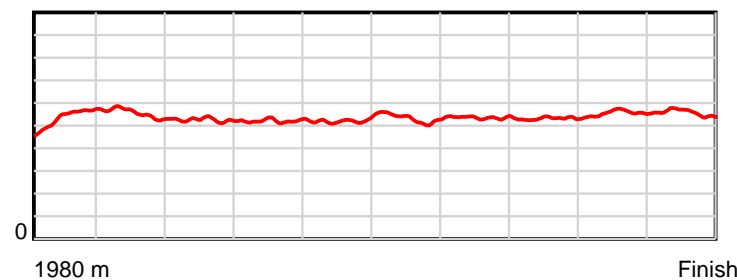
0.6 s Stride duration



20 m/sec Speed



100 % Stride efficiency



Note: Horizontal distance axis grid lines are 200m furlongs.

## Disclaimer.

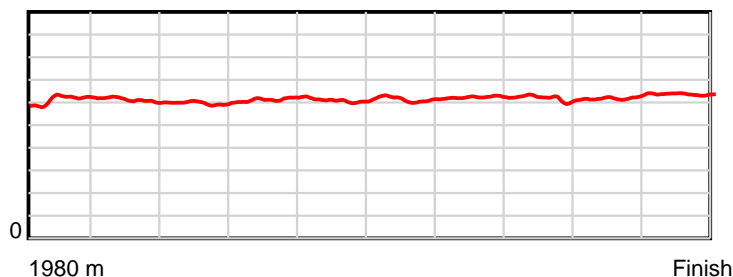
HRNZ and NZMTC and Thoroughbred Ratings Pty Ltd accepts no responsibility for the completeness or accuracy of any of the information contained herein, and makes no representations about its suitability for any particular purpose. Users should make their own judgements about those matters and/or seek independent advice. You assume all risks associated with use of the data provided on this page.

# Race Results

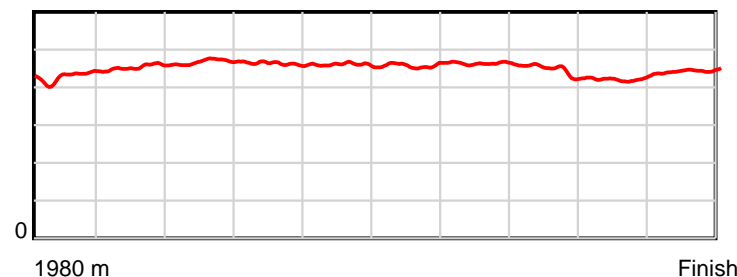
October 01, 2025, Race 5, BREED-RACE-WIN-REPEAT MOBILE PACE, Distance 1980m, Addington - Survey 1980m

Result	TAB no.	Horse (Barrier)	1980 to	1800m to	1600m to	1400m to	1200m to	1000m to	800m to	600m to	400m to	200m to	Total or	Margin
1st	10	<b>Don Juan (9)</b>	<b>1800m</b>	<b>1600m</b>	<b>1400m</b>	<b>1200m</b>	<b>1000m</b>	<b>800m</b>	<b>600m</b>	<b>400m</b>	<b>200m</b>	<b>WP</b>	<b>Average</b>	
		Position in running (margin)	-	6(7.4)	5(9.3)	5(9.4)	5(7.5)	6(6.4)	6(6.3)	6(6.3)	6(5.1)	1(0.0)		0.00
		Sectional time (s)	13.28	14.98	15.45	15.16	15.37	15.36	14.89	14.71	13.91	13.92		
		Cumulative time (s)	147.03	133.75	118.77	103.32	88.16	72.79	57.43	42.54	27.83	13.92	2:27.03	
		Speed (m/s)	13.56	13.35	12.94	13.19	13.01	13.02	13.43	13.60	14.38	14.37	13.47	
		Stride length (m)	6.09	6.05	6.05	6.11	5.99	5.96	6.22	6.05	6.08	6.39	6.10	
		Stride duration (s)	0.429	0.453	0.468	0.463	0.460	0.458	0.463	0.445	0.423	0.445	0.453	
		Stride efficiency (%)	57.92	57.24	57.27	58.32	56.08	55.57	60.44	57.18	57.81	63.72	58.09	
		Stride count	29.57	33.05	33.04	32.74	33.38	33.54	32.16	33.06	32.88	31.32	324.74	

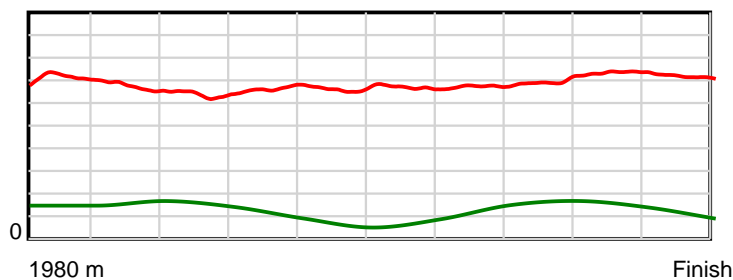
10 m Stride length



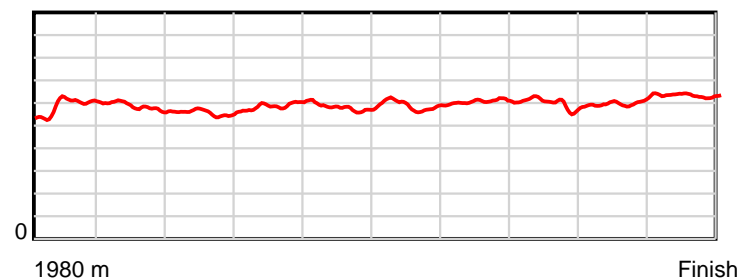
0.6 s Stride duration



20 m/sec Speed



100 % Stride efficiency



Note: Horizontal distance axis grid lines are 200m furlongs.

## Disclaimer.

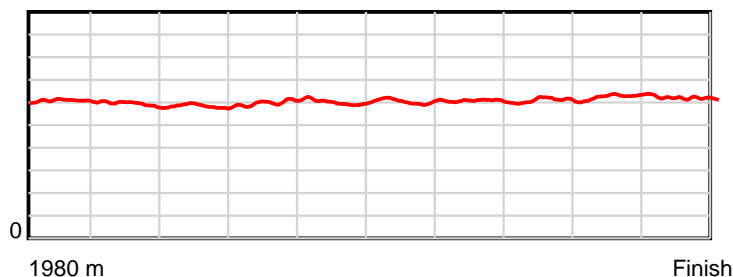
HRNZ and NZMTC and Thoroughbred Ratings Pty Ltd accepts no responsibility for the completeness or accuracy of any of the information contained herein, and makes no representations about its suitability for any particular purpose. Users should make their own judgements about those matters and/or seek independent advice. You assume all risks associated with use of the data provided on this page.

# Race Results

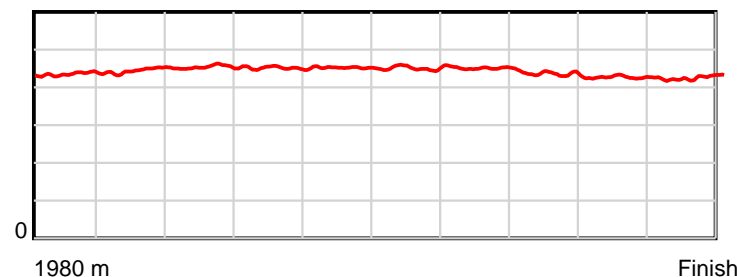
October 01, 2025, Race 5, BREED-RACE-WIN-REPEAT MOBILE PACE, Distance 1980m, Addington - Survey 1980m

Result	TAB no.	Horse (Barrier)	1980 to	1800m to	1600m to	1400m to	1200m to	1000m to	800m to	600m to	400m to	200m to	Total or	Margin
2nd	5	<b>Carrera Tranqu... (4)</b>	<b>1800m</b>	<b>1600m</b>	<b>1400m</b>	<b>1200m</b>	<b>1000m</b>	<b>800m</b>	<b>600m</b>	<b>400m</b>	<b>200m</b>	<b>WP</b>	<b>Average</b>	
		Position in running (margin)	-	5(7.3)	6(10.9)	6(12.1)	7(9.5)	7(8.4)	7(8.1)	8(7.7)	8(6.9)	4(1.8)		0.60
		Sectional time (s)	13.32	15.28	15.62	15.05	15.35	15.34	14.83	14.77	13.91	13.68		
		Cumulative time (s)	147.15	133.83	118.55	102.93	87.88	72.53	57.19	42.36	27.59	13.68	2:27.15	
		Speed (m/s)	13.52	13.09	12.80	13.29	13.03	13.04	13.49	13.54	14.38	14.62	13.46	
		Stride length (m)	6.00	5.82	5.81	5.99	5.90	5.88	6.07	5.88	6.14	6.22	5.97	
		Stride duration (s)	0.435	0.445	0.453	0.451	0.452	0.451	0.450	0.434	0.427	0.426	0.443	
		Stride efficiency (%)	56.20	52.93	52.69	56.13	54.31	54.09	57.61	53.95	58.82	60.54	55.64	
		Stride count	30.02	34.36	34.44	33.37	33.93	33.99	32.94	34.04	32.60	32.13	331.82	

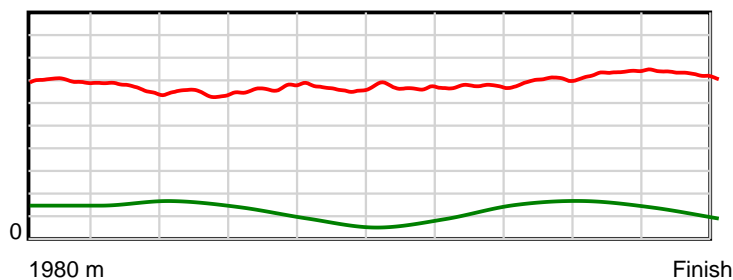
10 m Stride length



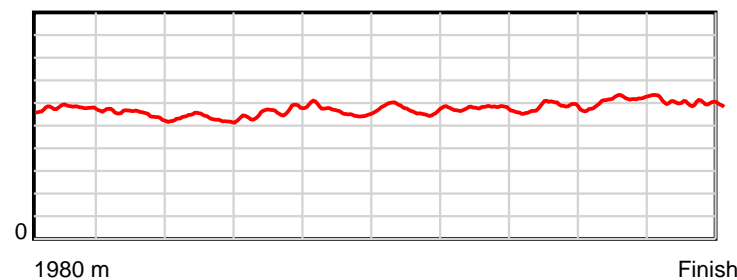
0.6 s Stride duration



20 m/sec Speed



100 % Stride efficiency



Note: Horizontal distance axis grid lines are 200m furlongs.

## Disclaimer.

HRNZ and NZMTC and Thoroughbred Ratings Pty Ltd accepts no responsibility for the completeness or accuracy of any of the information contained herein, and makes no representations about its suitability for any particular purpose. Users should make their own judgements about those matters and/or seek independent advice. You assume all risks associated with use of the data provided on this page.

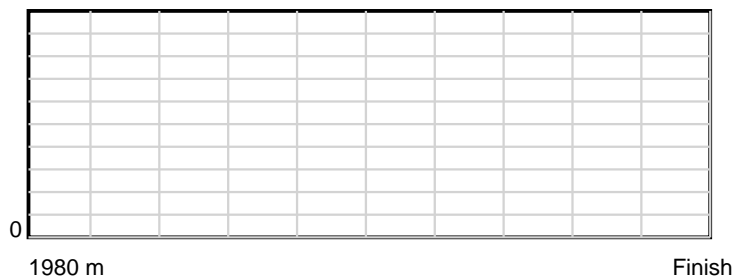


# Race Results

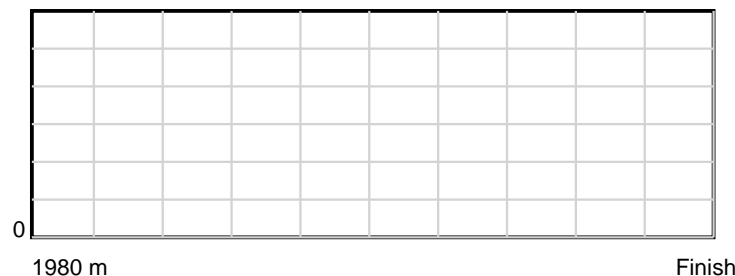
October 01, 2025, Race 5, BREED-RACE-WIN-REPEAT MOBILE PACE, Distance 1980m, Addington - Survey 1980m

Result	TAB no.	Horse (Barrier)	1980 to	1800m to	1600m to	1400m to	1200m to	1000m to	800m to	600m to	400m to	200m to	Total or	Margin
3rd	8	Beaudiene Quic... (7)	1800m	1600m	1400m	1200m	1000m	800m	600m	400m	200m	WP	Average	
		Position in running (margin)	-	8(10.5)	8(14.9)	8(15.8)	8(12.4)	8(10.2)	9(9.9)	9(9.7)	9(7.8)	6(3.1)		1.30
		Sectional time (s)	13.67	15.40	15.58	14.93	15.17	15.33	14.86	14.58	13.98	13.78		
		Cumulative time (s)	147.28	133.61	118.21	102.63	87.70	72.53	57.20	42.34	27.76	13.78	2:27.28	
		Speed (m/s)	13.17	12.99	12.84	13.40	13.18	13.05	13.46	13.72	14.31	14.51	13.44	
		Stride length (m)	11.24	11.00	10.88	11.36	11.17	11.06	11.40	11.62	12.12	12.30	11.40	
		Stride duration (s)	0.848	0.848	0.848	0.848	0.848	0.848	0.848	0.848	0.848	0.848	0.848	
		Stride efficiency (%)	197.59	189.24	185.04	201.55	195.12	191.01	203.24	211.12	229.59	236.56	203.12	
		Stride count	16.01	18.17	18.38	17.61	17.90	18.09	17.54	17.21	16.50	16.26	173.67	

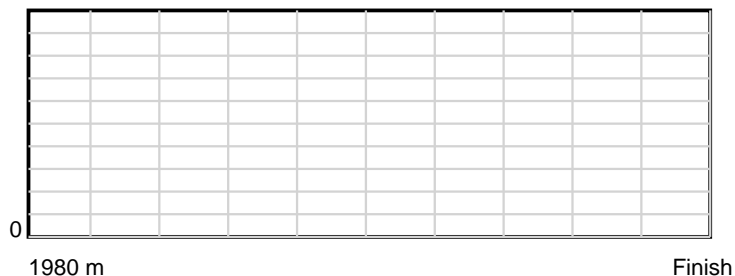
10 m Stride length



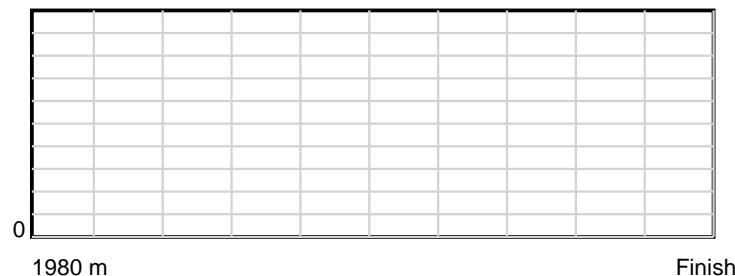
0.6 s Stride duration



20 m/sec Speed



100 % Stride efficiency



Note: Horizontal distance axis grid lines are 200m furlongs.

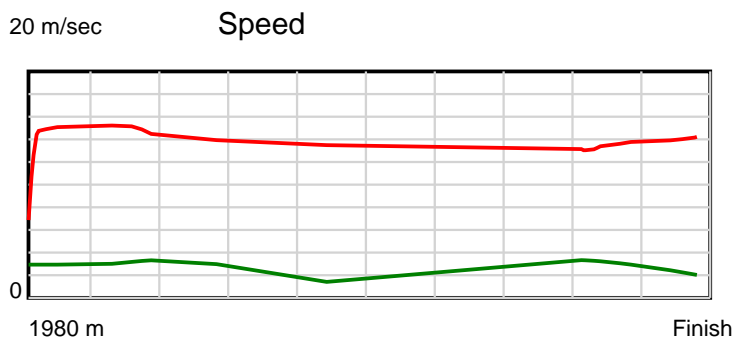
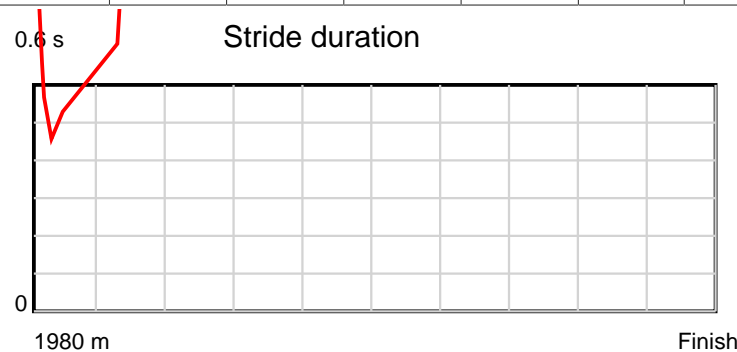

**Disclaimer.**

HRNZ and NZMTC and Thoroughbred Ratings Pty Ltd accepts no responsibility for the completeness or accuracy of any of the information contained herein, and makes no representations about its suitability for any particular purpose. Users should make their own judgements about those matters and/or seek independent advice. You assume all risks associated with use of the data provided on this page.

# Race Results

October 01, 2025, Race 5, BREED-RACE-WIN-REPEAT MOBILE PACE, Distance 1980m, Addington - Survey 1980m

Result	TAB no.	Horse (Barrier)	1980 to	1800m to	1600m to	1400m to	1200m to	1000m to	800m to	600m to	400m to	200m to	Total or	Margin
4th	6	Emma Swan (5)	1800m	1600m	1400m	1200m	1000m	800m	600m	400m	200m	WP	Average	
		Position in running (margin)	-	1(0.0)	3(5.8)	3(5.4)	3(4.2)	4(3.6)	4(3.9)	4(4.2)	4(4.6)	5(2.5)		2.10
		Sectional time (s)	12.00	15.64	15.35	15.28	15.44	15.44	14.93	14.98	14.41	13.96		
		Cumulative time (s)	147.43	135.43	119.79	104.44	89.16	73.72	58.28	43.35	28.37	13.96	2:27.43	
		Speed (m/s)	15.01	12.79	13.03	13.09	12.95	12.95	13.40	13.35	13.88	14.33	13.43	
		Stride length (m)	14.35	39.42	32.51	193.23	250.28	318.17	328.95	327.83	13.82	17.13	36.95	
		Stride duration (s)	0.944	3.082	2.495	14.765	19.326	24.562	24.562	24.562	0.996	1.196	2.751	
		Stride efficiency (%)	321.73	2428.02	1651.48	58344.72	97881.68	158188.17	169095.03	167940.36	298.62	458.70	2133.17	
		Stride count	12.54	5.07	6.15	1.04	0.80	0.63	0.61	0.61	14.47	11.67	53.59	



Note: Horizontal distance axis grid lines are 200m furlongs.

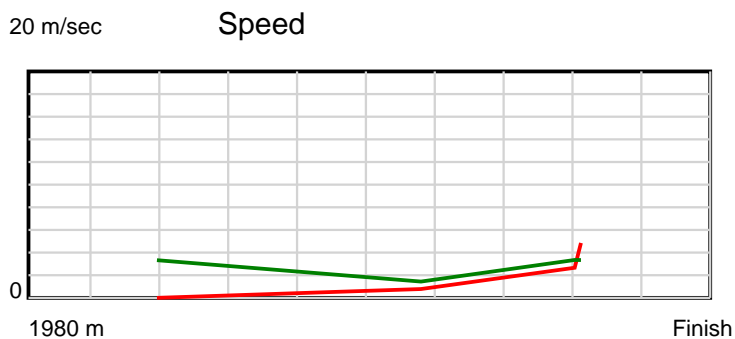
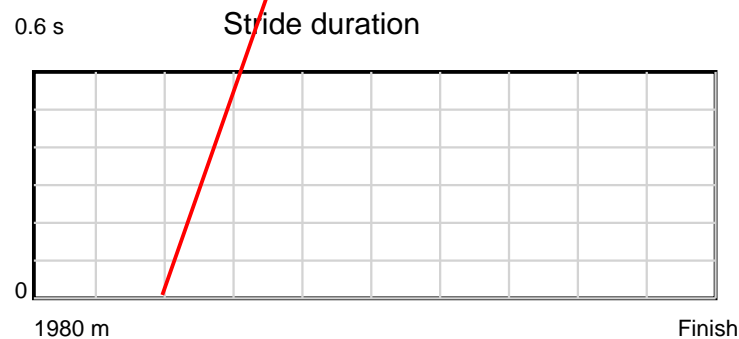
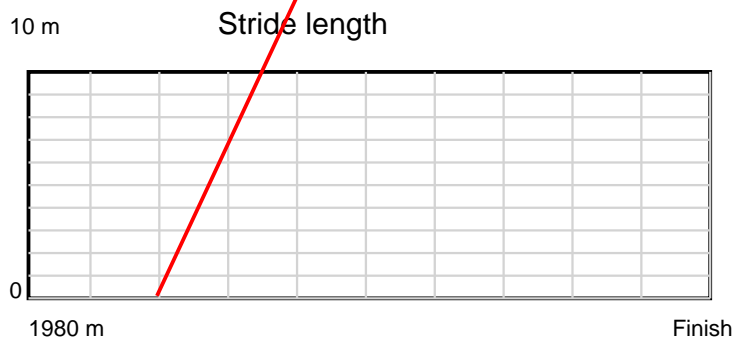
### Disclaimer.

HRNZ and NZMTC and Thoroughbred Ratings Pty Ltd accepts no responsibility for the completeness or accuracy of any of the information contained herein, and makes no representations about its suitability for any particular purpose. Users should make their own judgements about those matters and/or seek independent advice. You assume all risks associated with use of the data provided on this page.

# Race Results

October 01, 2025, Race 5, BREED-RACE-WIN-REPEAT MOBILE PACE, Distance 1980m, Addington - Survey 1980m

Result	TAB no.	Horse (Barrier)	1980 to	1800m to	1600m to	1400m to	1200m to	1000m to	800m to	600m to	400m to	200m to	Total or	Margin
5th	7	<b>Kowhai Nugget (6)</b>	<b>1800m</b>	<b>1600m</b>	<b>1400m</b>	<b>1200m</b>	<b>1000m</b>	<b>800m</b>	<b>600m</b>	<b>400m</b>	<b>200m</b>	<b>WP</b>	<b>Average</b>	
		Position in running (margin)	-	7(8.5)	7(12.8)	7(14.0)	6(8.0)	3(3.2)	3(2.6)	3(2.5)	2(1.9)	2(0.8)		2.30
		Sectional time (s)	13.48	15.39	15.61	14.49	14.73	15.30	14.86	14.81	14.57	14.23		
		Cumulative time (s)	147.47	133.99	118.60	102.99	88.50	73.77	58.47	43.61	28.80	14.23	2:27.47	
		Speed (m/s)	13.36	13.00	12.81	13.80	13.58	13.07	13.46	13.50	13.73	14.05	13.43	
		Stride length (m)	0.00	5918.01	410.36	441.96	434.99	477.70	765.47	731.62	18.64	18.70	83.16	
		Stride duration (s)	0.000	455.354	32.031	32.031	32.031	36.550	56.889	54.181	1.358	1.330	6.193	
		Stride efficiency (%)	0.00	54728736.00	263145.44	305235.31	295674.03	356599.44	915628.75	836444.50	542.79	546.32	10806.25	
		Stride count	0.00	0.03	0.49	0.45	0.46	0.42	0.26	0.27	10.73	10.70	23.81	



Note: Horizontal distance axis grid lines are 200m furlongs.

**Disclaimer.**

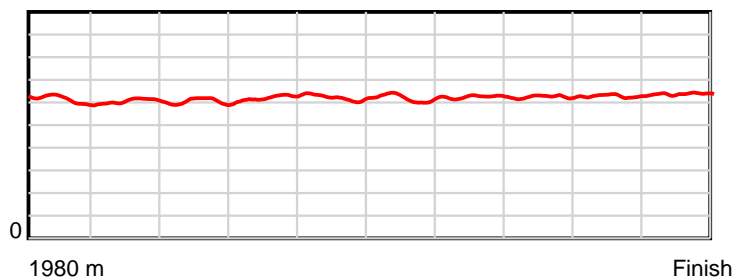
HRNZ and NZMTC and Thoroughbred Ratings Pty Ltd accepts no responsibility for the completeness or accuracy of any of the information contained herein, and makes no representations about its suitability for any particular purpose. Users should make their own judgements about those matters and/or seek independent advice. You assume all risks associated with use of the data provided on this page.

# Race Results

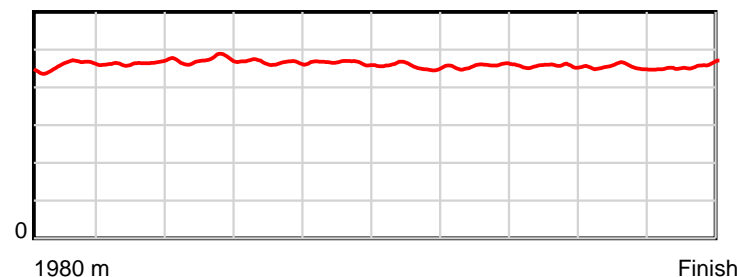
October 01, 2025, Race 5, BREED-RACE-WIN-REPEAT MOBILE PACE, Distance 1980m, Addington - Survey 1980m

Result	TAB no.	Horse (Barrier)	1980 to	1800m to	1600m to	1400m to	1200m to	1000m to	800m to	600m to	400m to	200m to	Total or	Margin
6th	9	<b>Style Council (8)</b>	<b>1800m</b>	<b>1600m</b>	<b>1400m</b>	<b>1200m</b>	<b>1000m</b>	<b>800m</b>	<b>600m</b>	<b>400m</b>	<b>200m</b>	<b>WP</b>	<b>Average</b>	
		Position in running (margin)	-	9(11.5)	9(17.1)	9(18.0)	9(15.0)	9(12.4)	8(9.2)	7(7.5)	7(6.1)	8(4.7)		5.80
		Sectional time (s)	13.92	15.61	15.56	14.99	15.10	14.87	14.59	14.69	14.52	14.28		
		Cumulative time (s)	148.13	134.21	118.60	103.04	88.05	72.95	58.08	43.49	28.80	14.28	2:28.13	
		Speed (m/s)	12.94	12.81	12.85	13.34	13.25	13.45	13.71	13.61	13.77	14.01	13.37	
		Stride length (m)	6.02	5.95	6.07	6.22	6.16	6.13	6.26	6.22	6.24	6.40	6.17	
		Stride duration (s)	0.459	0.465	0.473	0.466	0.465	0.455	0.457	0.457	0.453	0.457	0.461	
		Stride efficiency (%)	56.60	55.39	57.63	60.47	59.38	58.68	61.33	60.46	60.89	64.05	59.45	
		Stride count	29.91	33.59	32.93	32.15	32.44	32.64	31.92	32.15	32.04	31.24	321.01	

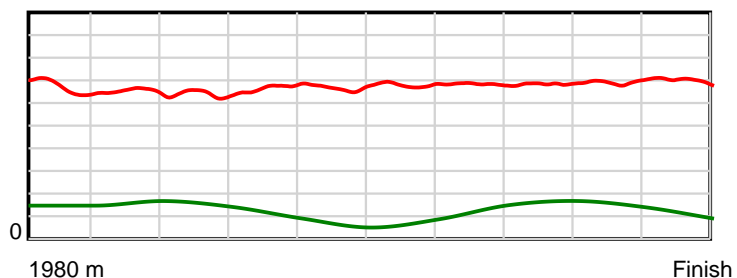
10 m Stride length



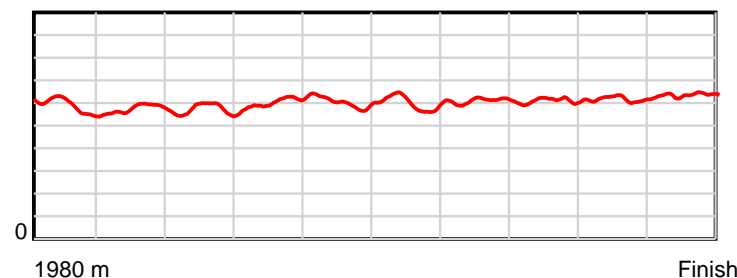
0.6 s Stride duration



20 m/sec Speed



100 % Stride efficiency



Note: Horizontal distance axis grid lines are 200m furlongs.

## Disclaimer.

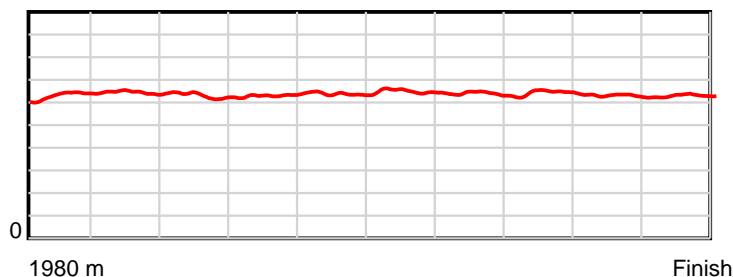
HRNZ and NZMTC and Thoroughbred Ratings Pty Ltd accepts no responsibility for the completeness or accuracy of any of the information contained herein, and makes no representations about its suitability for any particular purpose. Users should make their own judgements about those matters and/or seek independent advice. You assume all risks associated with use of the data provided on this page.

# Race Results

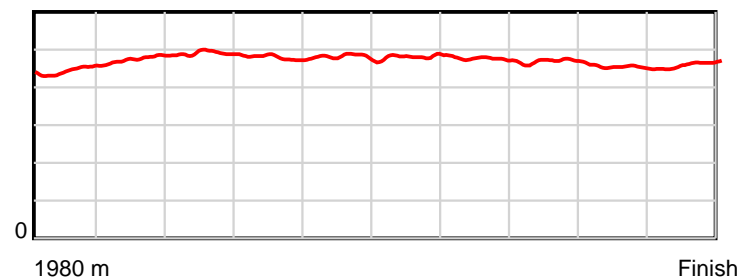
October 01, 2025, Race 5, BREED-RACE-WIN-REPEAT MOBILE PACE, Distance 1980m, Addington - Survey 1980m

Result	TAB no.	Horse (Barrier)	1980 to	1800m to	1600m to	1400m to	1200m to	1000m to	800m to	600m to	400m to	200m to	Total or	Margin
7th	1	Ambleside Driv... (1)	1800m	1600m	1400m	1200m	1000m	800m	600m	400m	200m	WP	Average	
		Position in running (margin)	-	4(5.2)	4(7.8)	4(8.1)	4(6.3)	5(4.8)	5(4.2)	5(4.2)	5(4.7)	7(3.2)		6.20
		Sectional time (s)	12.74	15.09	15.48	15.18	15.28	15.30	14.88	14.99	14.50	14.78		
		Cumulative time (s)	148.22	135.48	120.39	104.91	89.73	74.45	59.15	44.27	29.28	14.78	2:28.22	
		Speed (m/s)	14.13	13.25	12.92	13.18	13.09	13.07	13.44	13.34	13.79	13.53	13.36	
		Stride length (m)	6.30	6.30	6.34	6.31	6.29	6.30	6.39	6.25	6.26	6.24	6.30	
		Stride duration (s)	0.444	0.475	0.490	0.479	0.481	0.482	0.476	0.468	0.454	0.461	0.471	
		Stride efficiency (%)	61.98	62.00	62.74	62.17	61.86	62.01	63.88	60.95	61.23	60.88	61.96	
		Stride count	28.58	31.75	31.56	31.71	31.79	31.75	31.28	32.02	31.95	32.04	314.43	

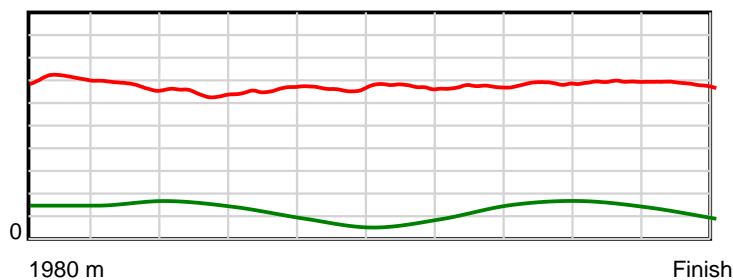
10 m Stride length



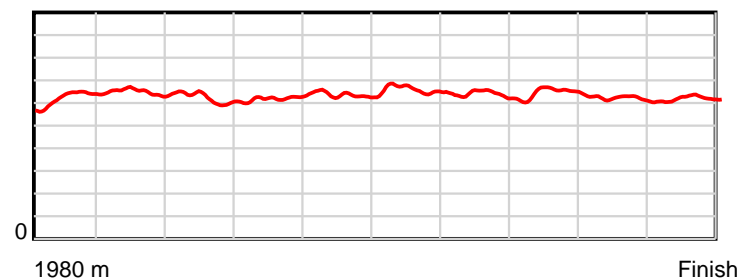
0.6 s Stride duration



20 m/sec Speed



100 % Stride efficiency



Note: Horizontal distance axis grid lines are 200m furlongs.

## Disclaimer.

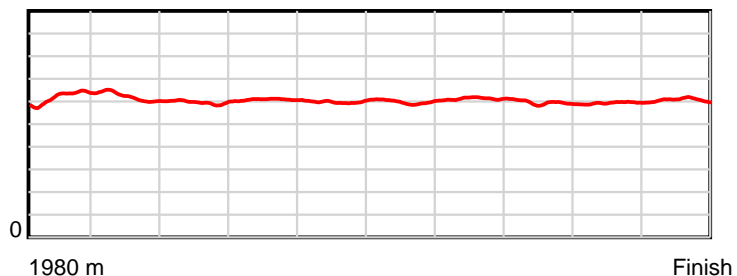
HRNZ and NZMTC and Thoroughbred Ratings Pty Ltd accepts no responsibility for the completeness or accuracy of any of the information contained herein, and makes no representations about its suitability for any particular purpose. Users should make their own judgements about those matters and/or seek independent advice. You assume all risks associated with use of the data provided on this page.

# Race Results

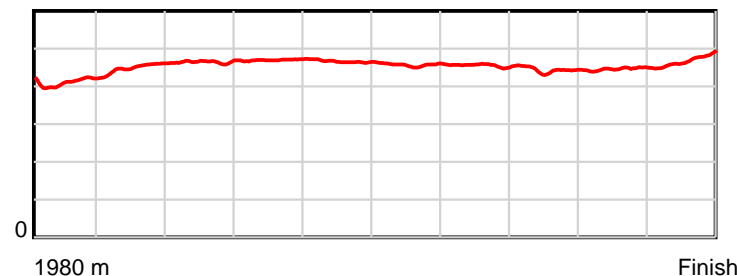
October 01, 2025, Race 5, BREED-RACE-WIN-REPEAT MOBILE PACE, Distance 1980m, Addington - Survey 1980m

Result	TAB no.	Horse (Barrier)	1980 to	1800m to	1600m to	1400m to	1200m to	1000m to	800m to	600m to	400m to	200m to	Total or	Margin
8th	4	<b>Lord Mudrick (3)</b>	<b>1800m</b>	<b>1600m</b>	<b>1400m</b>	<b>1200m</b>	<b>1000m</b>	<b>800m</b>	<b>600m</b>	<b>400m</b>	<b>200m</b>	<b>WP</b>	<b>Average</b>	
		Position in running (margin)	-	2(0.6)	1(0.0)	1(0.0)	1(0.0)	1(0.0)	1(0.0)	1(0.0)	1(0.0)	3(0.9)		8.80
		Sectional time (s)	12.20	14.57	15.42	15.49	15.54	15.39	14.88	14.91	14.91	15.40		
		Cumulative time (s)	148.71	136.51	121.94	106.52	91.03	75.49	60.10	45.22	30.31	15.40	2:28.71	
		Speed (m/s)	14.76	13.73	12.97	12.91	12.87	13.00	13.44	13.41	13.41	12.99	13.31	
		Stride length (m)	6.13	6.19	6.03	6.07	6.00	5.94	6.12	5.95	5.98	6.11	6.05	
		Stride duration (s)	0.410	0.451	0.465	0.470	0.466	0.457	0.455	0.444	0.446	0.470	0.454	
		Stride efficiency (%)	58.70	59.78	56.78	57.54	56.18	55.13	58.47	55.29	55.90	58.26	57.16	
		Stride count	29.37	32.33	33.18	32.96	33.36	33.67	32.70	33.62	33.44	32.75	327.38	

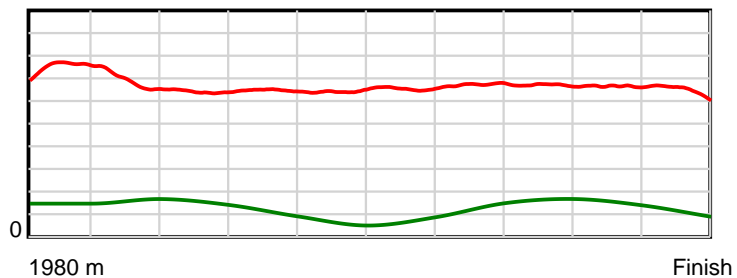
10 m Stride length



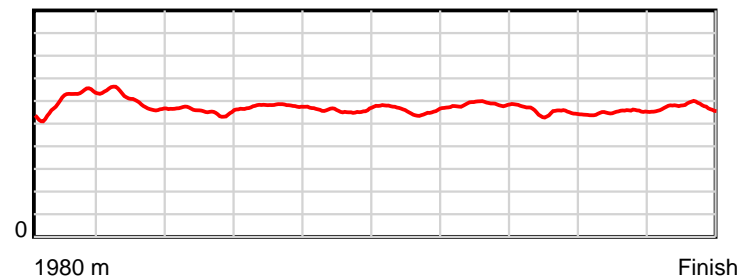
0.6 s Stride duration



20 m/sec Speed



100 % Stride efficiency



Note: Horizontal distance axis grid lines are 200m furlongs.

## Disclaimer.

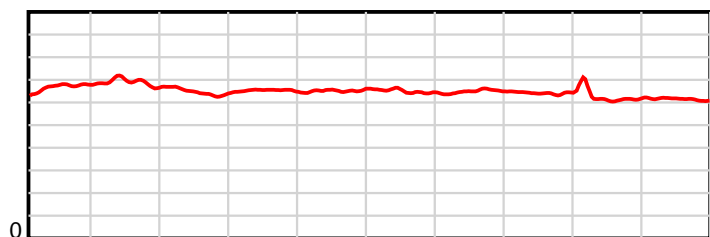
HRNZ and NZMTC and Thoroughbred Ratings Pty Ltd accepts no responsibility for the completeness or accuracy of any of the information contained herein, and makes no representations about its suitability for any particular purpose. Users should make their own judgements about those matters and/or seek independent advice. You assume all risks associated with use of the data provided on this page.

# Race Results

October 01, 2025, Race 5, BREED-RACE-WIN-REPEAT MOBILE PACE, Distance 1980m, Addington - Survey 1980m

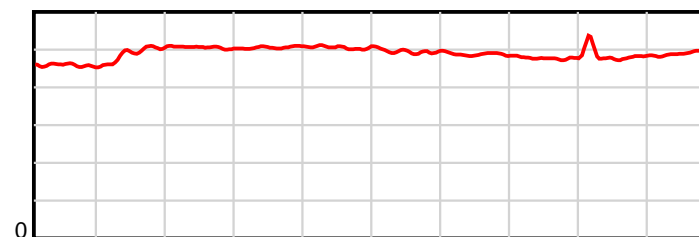
Result	TAB no.	Horse (Barrier)	1980 to	1800m to	1600m to	1400m to	1200m to	1000m to	800m to	600m to	400m to	200m to	Total or	Margin
9th	3	<b>Reggie Golight... (2)</b>	<b>1800m</b>	<b>1600m</b>	<b>1400m</b>	<b>1200m</b>	<b>1000m</b>	<b>800m</b>	<b>600m</b>	<b>400m</b>	<b>200m</b>	<b>WP</b>	<b>Average</b>	
		Position in running (margin)	-	3(2.8)	2(1.9)	2(2.8)	2(2.5)	2(1.9)	2(1.6)	2(1.9)	3(2.3)	9(6.2)		16.50
		Sectional time (s)	12.31	14.50	15.58	15.43	15.44	15.35	14.93	14.98	15.41	16.24		
		Cumulative time (s)	150.17	137.86	123.36	107.78	92.35	76.91	61.56	46.63	31.65	16.24	2:30.17	
		Speed (m/s)	14.63	13.79	12.84	12.96	12.95	13.03	13.40	13.35	12.98	12.32	13.19	
		Stride length (m)	6.64	6.80	6.49	6.56	6.55	6.44	6.53	6.37	6.28	6.07	6.46	
		Stride duration (s)	0.458	0.493	0.505	0.506	0.505	0.494	0.487	0.477	0.484	0.493	0.490	
		Stride efficiency (%)	68.89	72.19	65.77	67.27	66.97	64.84	66.54	63.37	61.62	57.50	65.29	
		Stride count	27.11	29.42	30.83	30.48	30.55	31.05	30.65	31.41	31.85	32.97	306.32	

10 m Stride length



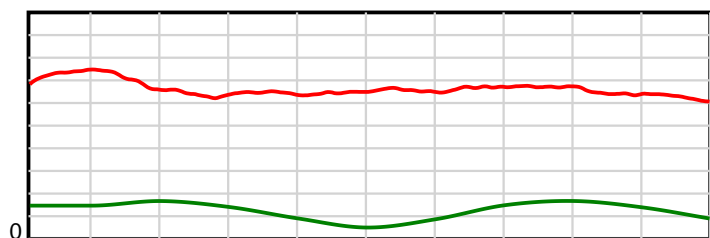
1980 m Finish

0.6 s Stride duration



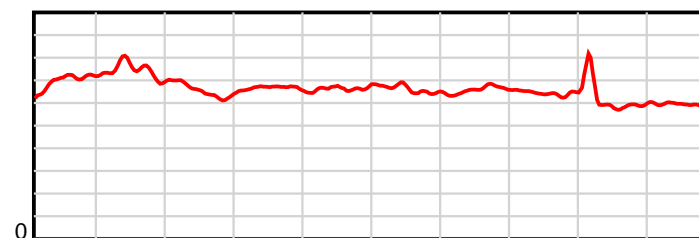
1980 m Finish

20 m/sec Speed



1980 m Finish

100 % Stride efficiency



1980 m Finish

Note: Horizontal distance axis grid lines are 200m furlongs.

## Disclaimer.

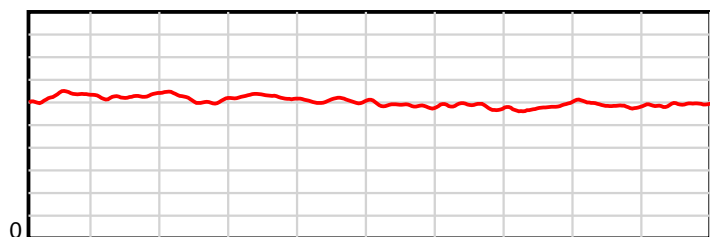
HRNZ and NZMTC and Thoroughbred Ratings Pty Ltd accepts no responsibility for the completeness or accuracy of any of the information contained herein, and makes no representations about its suitability for any particular purpose. Users should make their own judgements about those matters and/or seek independent advice. You assume all risks associated with use of the data provided on this page.

# Race Results

October 01, 2025, Race 6, HAPPY B'DAY PETE DAVIS-THE WEEDS STILL FLOURISHING MOB TROT, Distance 1980m, Addington - Survey 1980m

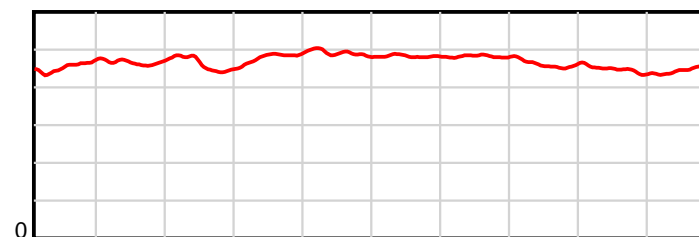
Result	TAB no.	Horse (Barrier)	1980 to	1800m to	1600m to	1400m to	1200m to	1000m to	800m to	600m to	400m to	200m to	Total or	Margin
1st	5	Switch On (5)	1800m	1600m	1400m	1200m	1000m	800m	600m	400m	200m	WP	Average	
		Position in running (margin)	-	4(2.6)	3(4.1)	2(0.4)	1(0.0)	1(0.0)	1(0.0)	1(0.0)	1(0.0)	1(0.0)		0.00
		Sectional time (s)	13.26	15.09	14.66	15.23	16.25	16.70	16.08	15.65	14.68	15.03		
		Cumulative time (s)	152.63	139.37	124.28	109.62	94.39	78.14	61.44	45.36	29.71	15.03	2:32.63	
		Speed (m/s)	13.57	13.25	13.64	13.13	12.31	11.98	12.44	12.78	13.62	13.31	12.97	
		Stride length (m)	6.29	6.18	6.28	6.32	6.04	5.78	5.99	5.88	6.07	6.01	6.08	
		Stride duration (s)	0.455	0.466	0.460	0.482	0.491	0.482	0.482	0.460	0.445	0.452	0.469	
		Stride efficiency (%)	61.79	59.67	61.62	62.44	57.01	52.17	56.13	54.08	57.57	56.51	57.73	
		Stride count	28.62	32.36	31.85	31.64	33.11	34.61	33.37	34.00	32.95	33.26	325.77	

10 m Stride length



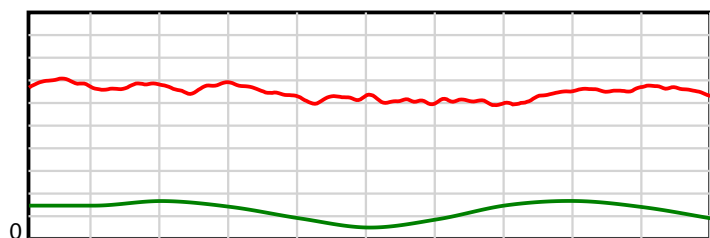
1980 m Finish

0.6 s Stride duration



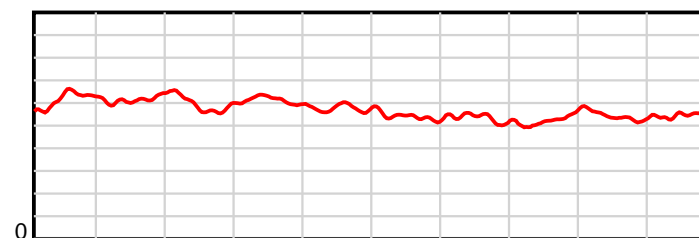
1980 m Finish

20 m/sec Speed



1980 m Finish

100 % Stride efficiency



1980 m Finish

Note: Horizontal distance axis grid lines are 200m furlongs.

## Disclaimer.

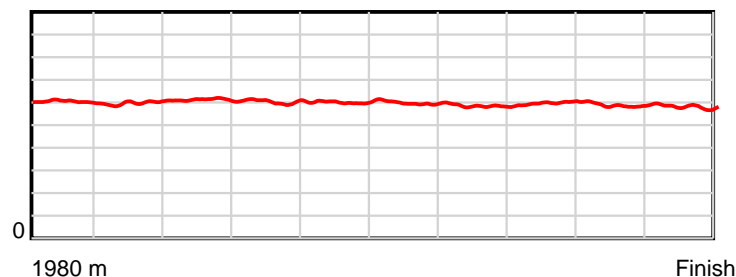
HRNZ and NZMTC and Thoroughbred Ratings Pty Ltd accepts no responsibility for the completeness or accuracy of any of the information contained herein, and makes no representations about its suitability for any particular purpose. Users should make their own judgements about those matters and/or seek independent advice. You assume all risks associated with use of the data provided on this page.

# Race Results

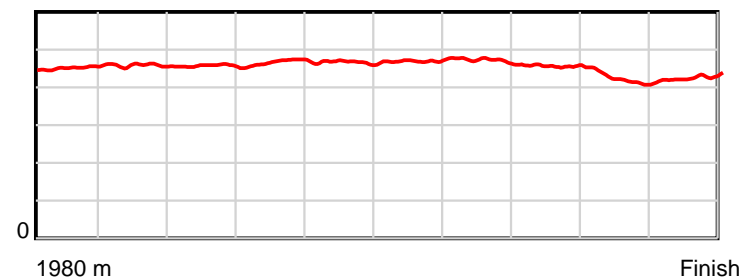
October 01, 2025, Race 6, HAPPY B'DAY PETE DAVIS-THE WEEDS STILL FLOURISHING MOB TROT, Distance 1980m, Addington - Survey 1980m

Result	TAB no.	Horse (Barrier)	1980 to	1800m to	1600m to	1400m to	1200m to	1000m to	800m to	600m to	400m to	200m to	Total or	Margin
2nd	9	<b>Diedre Franco (0)</b>	<b>1800m</b>	<b>1600m</b>	<b>1400m</b>	<b>1200m</b>	<b>1000m</b>	<b>800m</b>	<b>600m</b>	<b>400m</b>	<b>200m</b>	<b>WP</b>	<b>Average</b>	
		Position in running (margin)	-	7(9.3)	7(14.2)	7(10.3)	7(10.6)	7(7.2)	7(5.8)	7(5.7)	6(5.5)	5(3.8)		1.40
		Sectional time (s)	14.41	15.67	14.62	15.36	15.68	16.45	16.07	15.61	14.40	14.62		
		Cumulative time (s)	152.89	138.48	122.81	108.19	92.83	77.15	60.70	44.63	29.02	14.62	2:32.89	
		Speed (m/s)	12.49	12.76	13.68	13.02	12.76	12.16	12.45	12.81	13.89	13.68	12.95	
		Stride length (m)	6.00	5.85	6.25	6.08	5.94	5.72	5.86	5.84	5.85	5.84	5.92	
		Stride duration (s)	0.452	0.458	0.457	0.467	0.466	0.470	0.471	0.456	0.421	0.427	0.457	
		Stride efficiency (%)	56.30	53.51	60.98	57.72	55.22	51.06	53.74	53.31	53.51	53.30	54.76	
		Stride count	29.99	34.18	32.01	32.91	33.65	34.99	34.10	34.24	34.18	34.24	334.49	

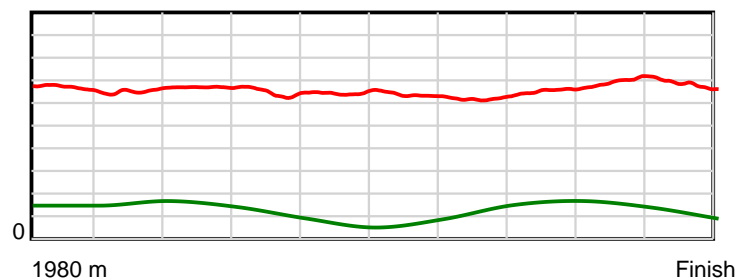
10 m Stride length



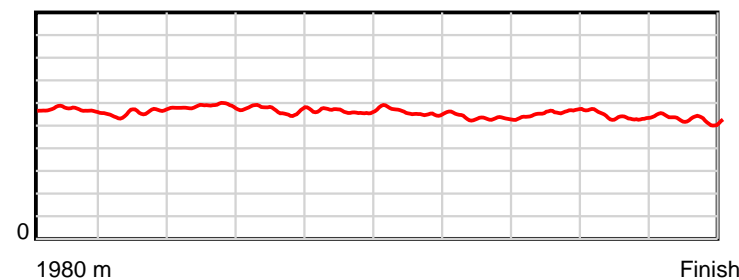
0.6 s Stride duration



20 m/sec Speed



100 % Stride efficiency



Note: Horizontal distance axis grid lines are 200m furlongs.

## Disclaimer.

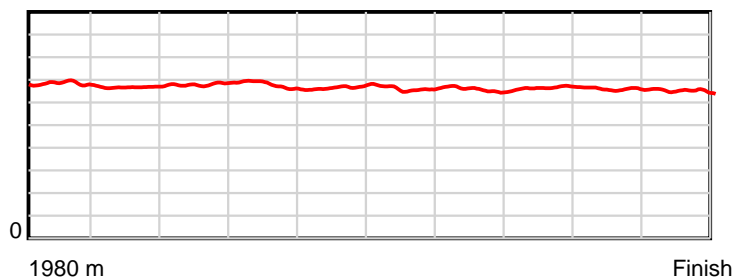
HRNZ and NZMTC and Thoroughbred Ratings Pty Ltd accepts no responsibility for the completeness or accuracy of any of the information contained herein, and makes no representations about its suitability for any particular purpose. Users should make their own judgements about those matters and/or seek independent advice. You assume all risks associated with use of the data provided on this page.

# Race Results

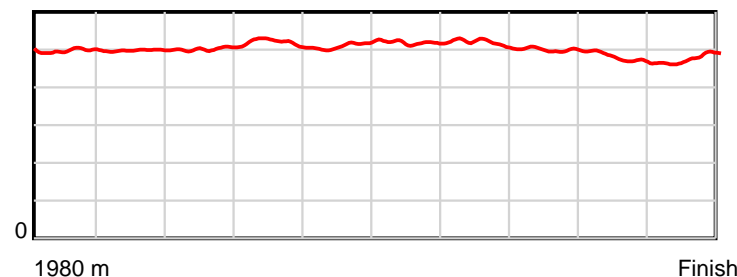
October 01, 2025, Race 6, HAPPY B'DAY PETE DAVIS-THE WEEDS STILL FLOURISHING MOB TROT, Distance 1980m, Addington - Survey 1980m

Result	TAB no.	Horse (Barrier)	1980 to	1800m to	1600m to	1400m to	1200m to	1000m to	800m to	600m to	400m to	200m to	Total or	Margin
3rd	8	<b>Peaknmonkey (1)</b>	<b>1800m</b>	<b>1600m</b>	<b>1400m</b>	<b>1200m</b>	<b>1000m</b>	<b>800m</b>	<b>600m</b>	<b>400m</b>	<b>200m</b>	<b>WP</b>	<b>Average</b>	
		Position in running (margin)	-	6(8.0)	6(11.2)	6(7.3)	6(8.5)	5(5.1)	5(3.5)	5(3.7)	4(3.3)	3(2.9)		1.50
		Sectional time (s)	14.06	15.37	14.63	15.52	15.68	16.43	16.11	15.58	14.61	14.92		
		Cumulative time (s)	152.91	138.85	123.48	108.85	93.33	77.65	61.22	45.11	29.53	14.92	2:32.91	
		Speed (m/s)	12.80	13.01	13.67	12.89	12.76	12.17	12.41	12.84	13.69	13.40	12.95	
		Stride length (m)	6.64	6.48	6.86	6.69	6.52	6.30	6.43	6.41	6.53	6.39	6.52	
		Stride duration (s)	0.497	0.498	0.502	0.519	0.511	0.518	0.518	0.499	0.477	0.477	0.504	
		Stride efficiency (%)	68.82	65.58	73.61	69.99	66.37	62.05	64.69	64.24	66.66	63.76	66.45	
		Stride count	27.12	30.87	29.14	29.88	30.69	31.74	31.08	31.19	30.62	31.31	303.64	

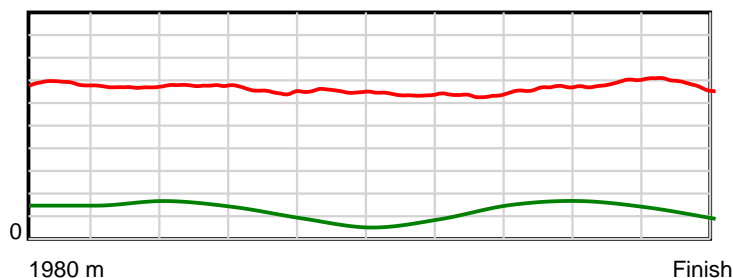
10 m Stride length



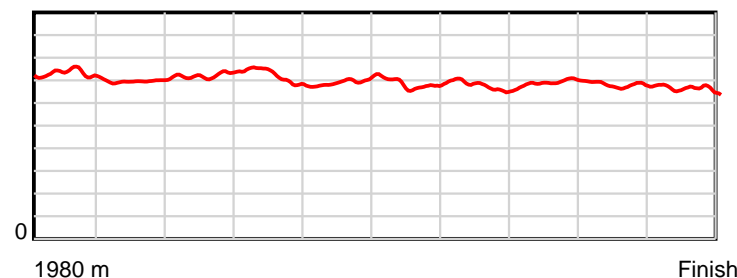
0.6 s Stride duration



20 m/sec Speed



100 % Stride efficiency



Note: Horizontal distance axis grid lines are 200m furlongs.

## Disclaimer.

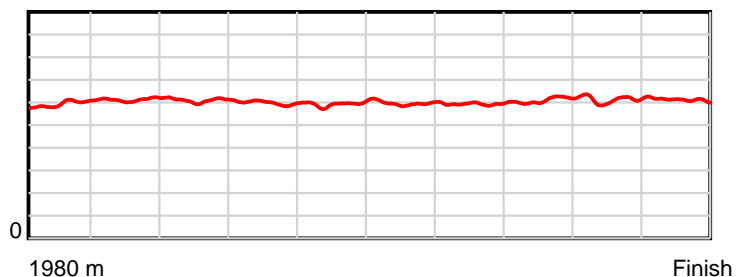
HRNZ and NZMTC and Thoroughbred Ratings Pty Ltd accepts no responsibility for the completeness or accuracy of any of the information contained herein, and makes no representations about its suitability for any particular purpose. Users should make their own judgements about those matters and/or seek independent advice. You assume all risks associated with use of the data provided on this page.

# Race Results

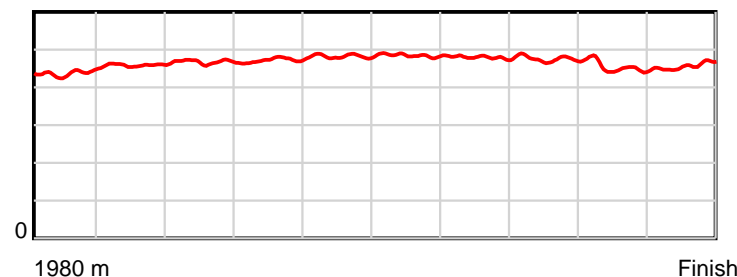
October 01, 2025, Race 6, HAPPY B'DAY PETE DAVIS-THE WEEDS STILL FLOURISHING MOB TROT, Distance 1980m, Addington - Survey 1980m

Result	TAB no.	Horse (Barrier)	1980 to	1800m to	1600m to	1400m to	1200m to	1000m to	800m to	600m to	400m to	200m to	Total or	Margin
4th	2	Steelintheheel (3)	1800m	1600m	1400m	1200m	1000m	800m	600m	400m	200m	WP	Average	
		Position in running (margin)	-	5(5.0)	5(7.3)	4(4.7)	5(6.8)	6(5.8)	6(5.7)	6(5.5)	7(6.0)	6(4.9)		3.40
		Sectional time (s)	13.66	15.22	14.84	15.66	16.07	16.68	16.04	15.73	14.50	14.88		
		Cumulative time (s)	153.28	139.62	124.40	109.56	93.90	77.83	61.15	45.11	29.38	14.88	2:33.28	
		Speed (m/s)	13.18	13.14	13.48	12.77	12.45	11.99	12.47	12.71	13.79	13.44	12.92	
		Stride length (m)	5.92	6.03	6.31	6.03	6.00	5.81	5.97	6.04	6.25	6.15	6.05	
		Stride duration (s)	0.438	0.459	0.468	0.472	0.482	0.485	0.479	0.475	0.453	0.458	0.468	
		Stride efficiency (%)	54.82	56.86	62.26	56.74	56.28	52.84	55.76	57.01	61.00	59.17	57.20	
		Stride count	30.39	33.16	31.69	33.19	33.33	34.40	33.48	33.11	32.01	32.50	327.26	

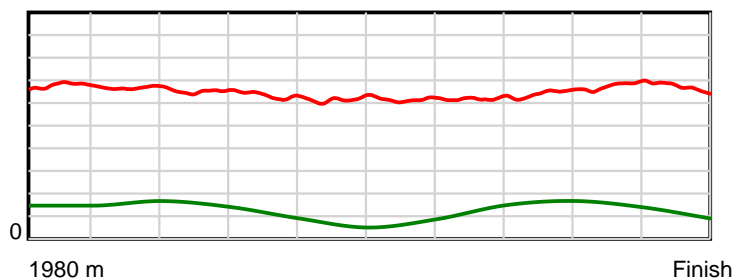
10 m Stride length



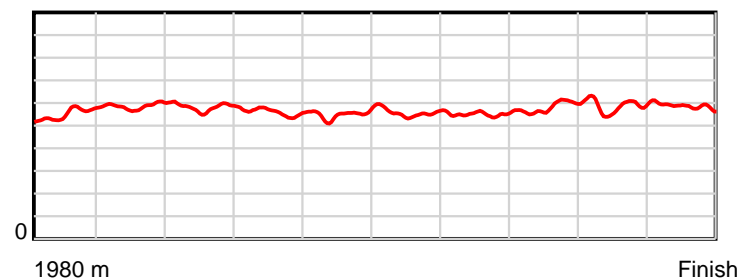
0.6 s Stride duration



20 m/sec Speed



100 % Stride efficiency



Note: Horizontal distance axis grid lines are 200m furlongs.

**Disclaimer.**

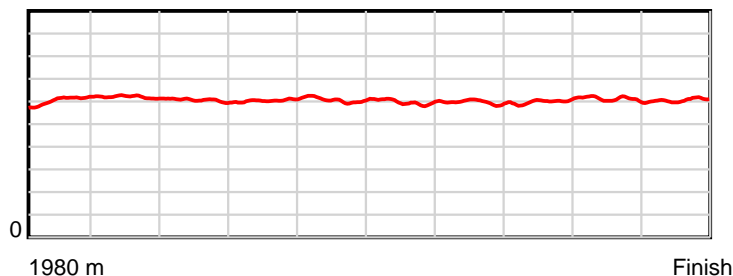
HRNZ and NZMTC and Thoroughbred Ratings Pty Ltd accepts no responsibility for the completeness or accuracy of any of the information contained herein, and makes no representations about its suitability for any particular purpose. Users should make their own judgements about those matters and/or seek independent advice. You assume all risks associated with use of the data provided on this page.

# Race Results

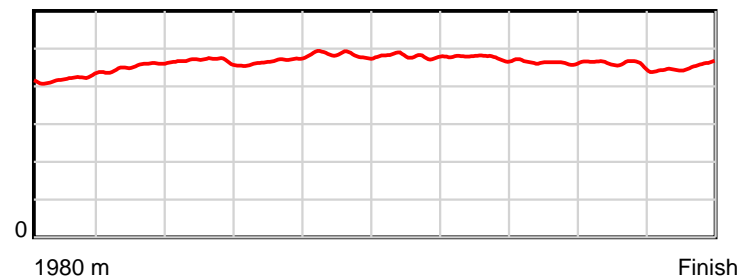
October 01, 2025, Race 6, HAPPY B'DAY PETE DAVIS-THE WEEDS STILL FLOURISHING MOB TROT, Distance 1980m, Addington - Survey 1980m

Result	TAB no.	Horse (Barrier)	1980 to	1800m to	1600m to	1400m to	1200m to	1000m to	800m to	600m to	400m to	200m to	Total or	Margin
5th	3	Mode (4)	1800m	1600m	1400m	1200m	1000m	800m	600m	400m	200m	WP	Average	
		Position in running (margin)	-	1(0.0)	1(0.0)	1(0.0)	2(2.2)	2(2.0)	3(2.1)	3(2.1)	3(1.8)	4(2.9)		3.50
		Sectional time (s)	12.87	14.84	15.27	15.68	16.21	16.71	16.09	15.60	14.86	15.17		
		Cumulative time (s)	153.30	140.43	125.59	110.32	94.64	78.43	61.72	45.63	30.03	15.17	2:33.30	
		Speed (m/s)	13.98	13.48	13.10	12.76	12.34	11.97	12.43	12.82	13.46	13.18	12.92	
		Stride length (m)	6.02	6.10	6.13	5.95	5.97	5.75	5.92	5.94	6.18	5.97	5.99	
		Stride duration (s)	0.420	0.453	0.468	0.466	0.484	0.480	0.476	0.463	0.459	0.453	0.464	
		Stride efficiency (%)	56.57	58.17	58.72	55.26	55.71	51.66	54.74	55.13	59.68	55.75	56.07	
		Stride count	29.92	32.78	32.63	33.63	33.50	34.79	33.79	33.67	32.36	33.48	330.55	

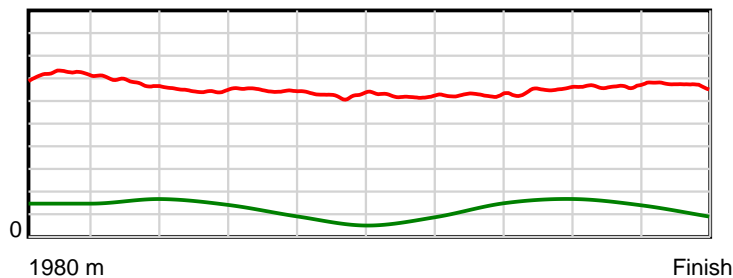
10 m Stride length



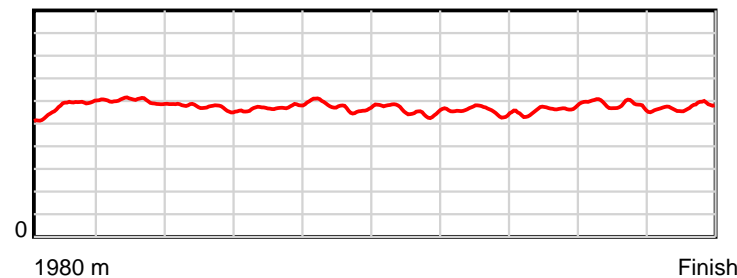
0.6 s Stride duration



20 m/sec Speed



100 % Stride efficiency



Note: Horizontal distance axis grid lines are 200m furlongs.

## Disclaimer.

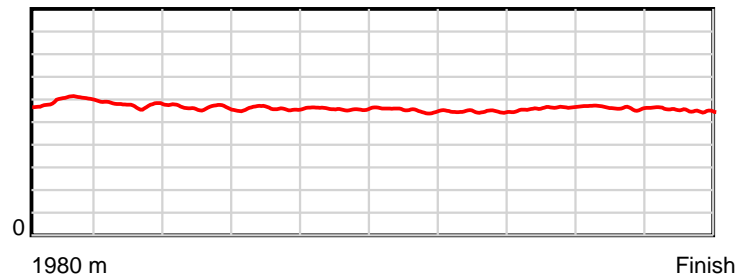
HRNZ and NZMTC and Thoroughbred Ratings Pty Ltd accepts no responsibility for the completeness or accuracy of any of the information contained herein, and makes no representations about its suitability for any particular purpose. Users should make their own judgements about those matters and/or seek independent advice. You assume all risks associated with use of the data provided on this page.

# Race Results

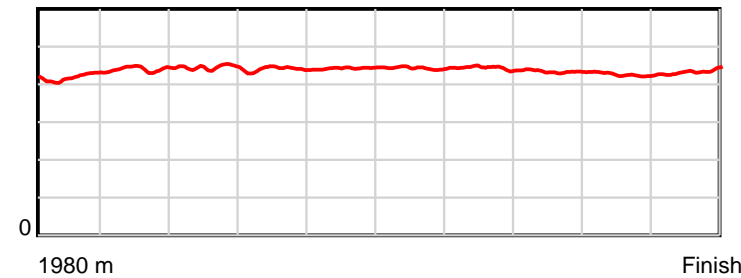
October 01, 2025, Race 6, HAPPY B'DAY PETE DAVIS-THE WEEDS STILL FLOURISHING MOB TROT, Distance 1980m, Addington - Survey 1980m

Result	TAB no.	Horse (Barrier)	1980 to	1800m to	1600m to	1400m to	1200m to	1000m to	800m to	600m to	400m to	200m to	Total or	Margin
6th	7	Solemn Son (6)	1800m	1600m	1400m	1200m	1000m	800m	600m	400m	200m	WP	Average	
		Position in running (margin)	-	2(1.1)	4(5.0)	5(5.9)	4(6.8)	3(3.7)	2(1.0)	2(1.1)	2(1.2)	2(2.5)		3.90
		Sectional time (s)	12.80	15.51	15.42	15.46	15.73	16.25	16.09	15.67	14.88	15.56		
		Cumulative time (s)	153.37	140.57	125.06	109.64	94.18	78.45	62.20	46.11	30.44	15.56	2:33.37	
		Speed (m/s)	14.06	12.89	12.97	12.94	12.71	12.31	12.43	12.76	13.44	12.85	12.91	
		Stride length (m)	5.92	5.68	5.78	5.69	5.63	5.45	5.51	5.54	5.72	5.60	5.65	
		Stride duration (s)	0.419	0.440	0.446	0.440	0.443	0.443	0.443	0.434	0.426	0.435	0.437	
		Stride efficiency (%)	54.67	50.38	52.20	50.66	49.56	46.39	47.42	47.95	51.18	48.93	49.80	
		Stride count	30.43	35.22	34.60	35.13	35.52	36.71	36.31	36.11	34.95	35.74	350.72	

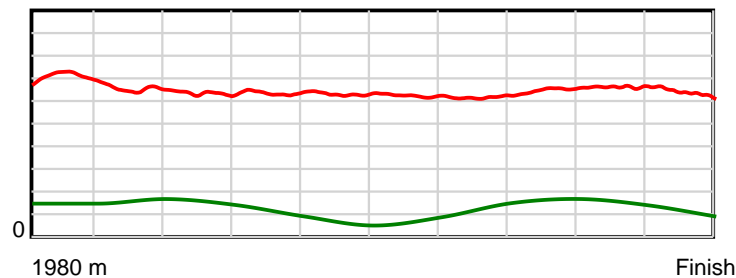
10 m Stride length



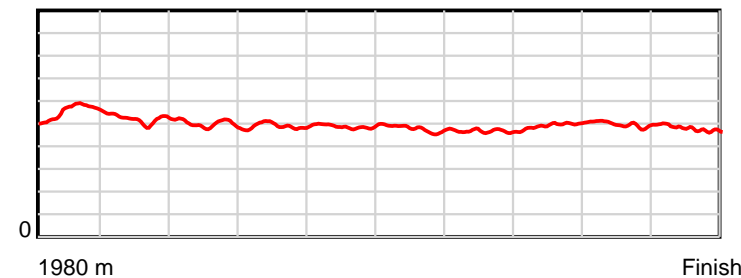
0.6 s Stride duration



20 m/sec Speed



100 % Stride efficiency



Note: Horizontal distance axis grid lines are 200m furlongs.

**Disclaimer.**

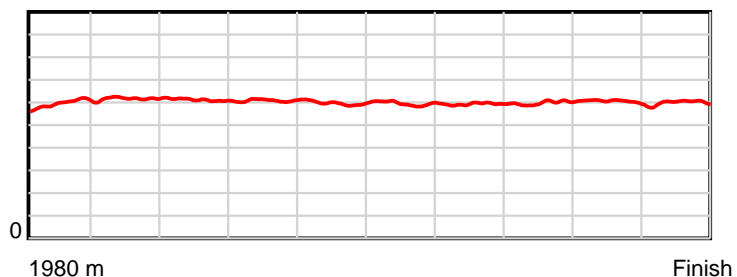
HRNZ and NZMTC and Thoroughbred Ratings Pty Ltd accepts no responsibility for the completeness or accuracy of any of the information contained herein, and makes no representations about its suitability for any particular purpose. Users should make their own judgements about those matters and/or seek independent advice. You assume all risks associated with use of the data provided on this page.

# Race Results

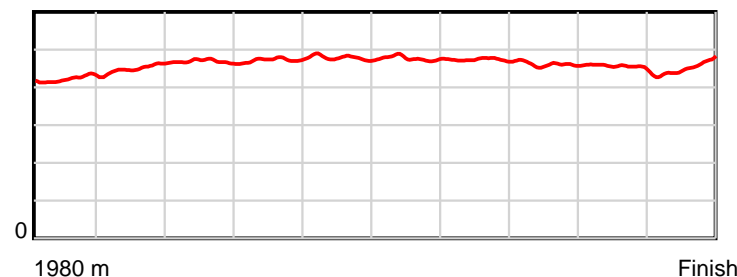
October 01, 2025, Race 6, HAPPY B'DAY PETE DAVIS-THE WEEDS STILL FLOURISHING MOB TROT, Distance 1980m, Addington - Survey 1980m

Result	TAB no.	Horse (Barrier)	1980 to	1800m to	1600m to	1400m to	1200m to	1000m to	800m to	600m to	400m to	200m to	Total or	Margin
7th	1	Navara (2)	1800m	1600m	1400m	1200m	1000m	800m	600m	400m	200m	WP	Average	
		Position in running (margin)	-	3(1.1)	2(2.0)	3(2.5)	3(5.0)	4(3.9)	4(3.0)	4(3.2)	5(3.6)	7(5.3)		5.90
		Sectional time (s)	12.98	14.98	15.36	15.72	16.06	16.55	16.11	15.72	14.95	15.33		
		Cumulative time (s)	153.76	140.78	125.80	110.44	94.72	78.66	62.11	46.00	30.28	15.33	2:33.76	
		Speed (m/s)	13.87	13.35	13.02	12.72	12.45	12.08	12.41	12.72	13.38	13.05	12.88	
		Stride length (m)	5.89	6.02	6.10	6.01	5.96	5.76	5.88	5.86	6.09	5.92	5.95	
		Stride duration (s)	0.422	0.451	0.468	0.473	0.479	0.477	0.473	0.461	0.455	0.454	0.462	
		Stride efficiency (%)	54.22	56.62	58.10	56.45	55.50	51.89	53.95	53.73	57.93	54.83	55.28	
		Stride count	30.56	33.23	32.80	33.28	33.56	34.71	34.04	34.11	32.85	33.76	332.90	

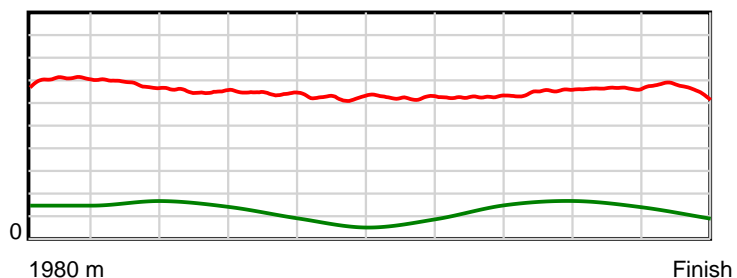
10 m Stride length



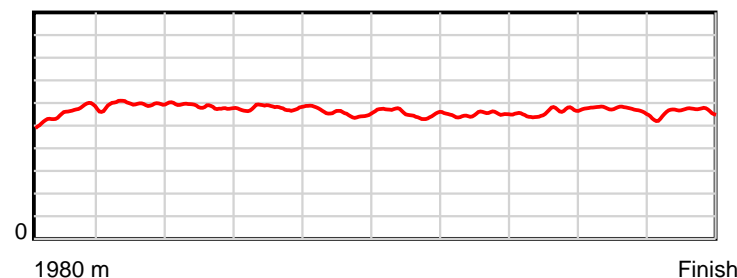
0.6 s Stride duration



20 m/sec Speed



100 % Stride efficiency



Note: Horizontal distance axis grid lines are 200m furlongs.

**Disclaimer.**

HRNZ and NZMTC and Thoroughbred Ratings Pty Ltd accepts no responsibility for the completeness or accuracy of any of the information contained herein, and makes no representations about its suitability for any particular purpose. Users should make their own judgements about those matters and/or seek independent advice. You assume all risks associated with use of the data provided on this page.



# Race Results



October 01, 2025, Race 7, NEW ZEALAND HORSE AMBULANCE TRUST PACE, Distance 2600m, Addington - Survey 3200m

Result	TAB no.	Horse (Barrier)	2600 to	2400m to
1st	1	Jake (1)	2400m	2200m
		Position in running (margin)	-	4(4.1)
		Sectional time (s)	15.72	14.52
		Cumulative time (s)	197.10	181.38
		Speed (m/s)	12.72	13.77
		Stride length (m)	5.27	5.70
		Stride duration (s)	0.419	0.414
		Stride efficiency (%)	43.33	50.85
		Stride count	37.98	35.06

## Disclaimer.

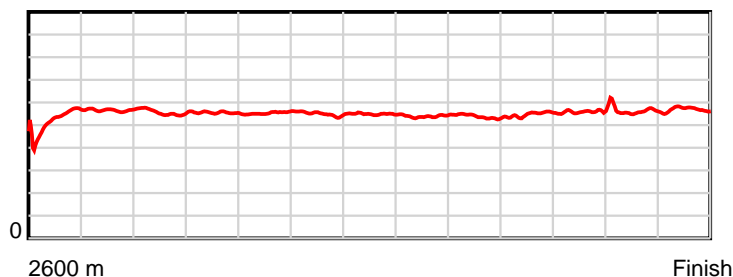
HRNZ and NZMTC and Thoroughbred Ratings Pty Ltd accepts no responsibility for the completeness or accuracy of any of the information contained herein, and makes no representations about its suitability for any particular purpose. Users should make their own judgements about those matters and/or seek independent advice. You assume all risks associated with use of the data provided on this page.

# Race Results

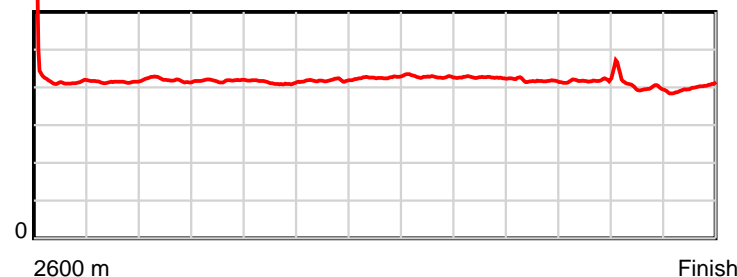
October 01, 2025, Race 7, NEW ZEALAND HORSE AMBULANCE TRUST PACE, Distance 2600m, Addington - Survey 3200m

Result	TAB no.	Horse (Barrier)	2200m to	2000m to	1800m to	1600m to	1400m to	1200m to	1000m to	800m to	600m to	400m to	200m to	Total or	Margin
1st	1	Jake (1)	2000m	1800m	1600m	1400m	1200m	1000m	800m	600m	400m	200m	WP	Average	
		Position in running (margin)	4(5.3)	3(6.6)	3(6.0)	3(4.8)	3(4.3)	3(3.6)	3(4.0)	4(4.2)	5(4.2)	5(3.7)	4(1.6)		0.00
		Sectional time (s)	15.45	15.05	15.12	14.92	15.52	15.69	16.23	15.19	15.21	14.20	14.28		
		Cumulative time (s)	166.86	151.41	136.36	121.24	106.32	90.80	75.11	58.88	43.69	28.48	14.28	3:17.10	
		Speed (m/s)	12.94	13.29	13.23	13.40	12.89	12.75	12.32	13.17	13.15	14.08	14.01	13.19	
		Stride length (m)	5.44	5.55	5.46	5.61	5.49	5.46	5.25	5.50	5.54	5.65	5.59	5.50	
		Stride duration (s)	0.420	0.418	0.413	0.418	0.426	0.428	0.426	0.418	0.421	0.401	0.399	0.417	
		Stride efficiency (%)	46.24	48.21	46.55	49.13	47.04	46.55	43.13	47.25	47.93	49.91	48.87	47.23	
		Stride count	36.76	36.01	36.64	35.67	36.45	36.64	38.07	36.37	36.11	35.39	35.76	472.91	

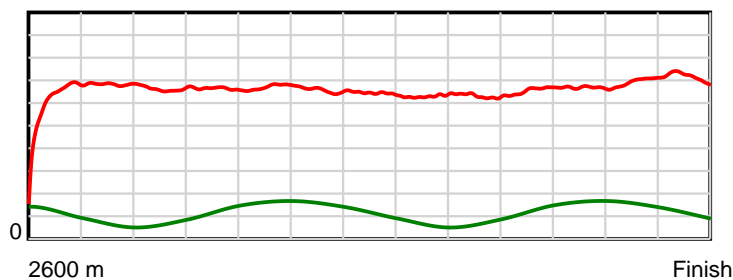
10 m Stride length



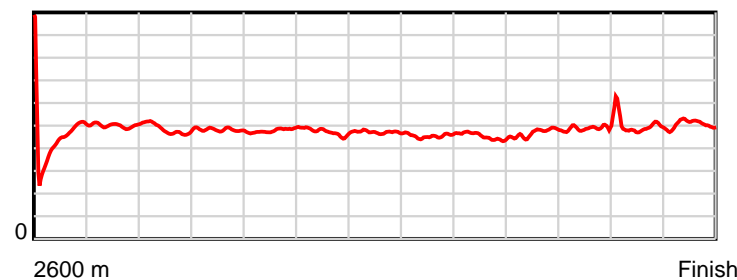
0.6 s Stride duration



20 m/sec Speed



100 % Stride efficiency



Note: Horizontal distance axis grid lines are 200m furlongs.

## Disclaimer.

HRNZ and NZMTC and Thoroughbred Ratings Pty Ltd accepts no responsibility for the completeness or accuracy of any of the information contained herein, and makes no representations about its suitability for any particular purpose. Users should make their own judgements about those matters and/or seek independent advice. You assume all risks associated with use of the data provided on this page.



# Race Results



October 01, 2025, Race 7, NEW ZEALAND HORSE AMBULANCE TRUST PACE, Distance 2600m, Addington - Survey 3200m

Result	TAB no.	Horse (Barrier)	2600 to	2400m to
2nd	2	<b>Ar Gee Ruiz (2)</b>	<b>2400m</b>	<b>2200m</b>
		Position in running (margin)	-	5(5.9)
		Sectional time (s)	16.34	14.53
		Cumulative time (s)	197.11	180.77
		Speed (m/s)	12.24	13.76
		Stride length (m)	5.68	6.34
		Stride duration (s)	0.458	0.460
		Stride efficiency (%)	50.43	62.79
		Stride count	35.21	31.55

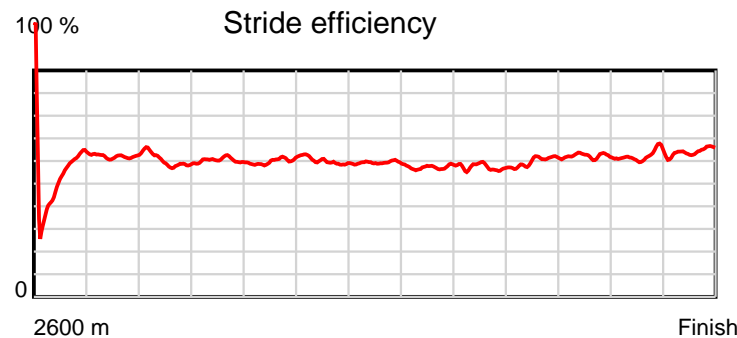
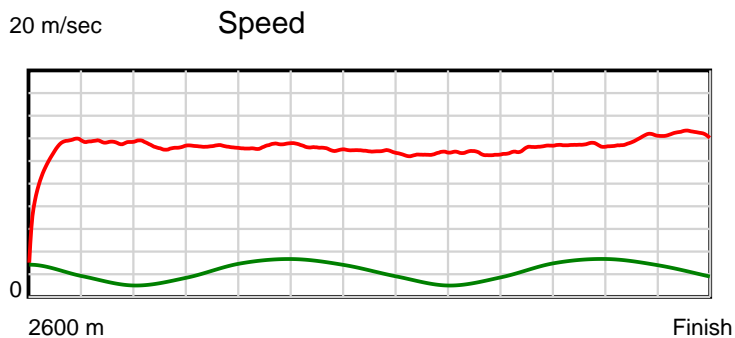
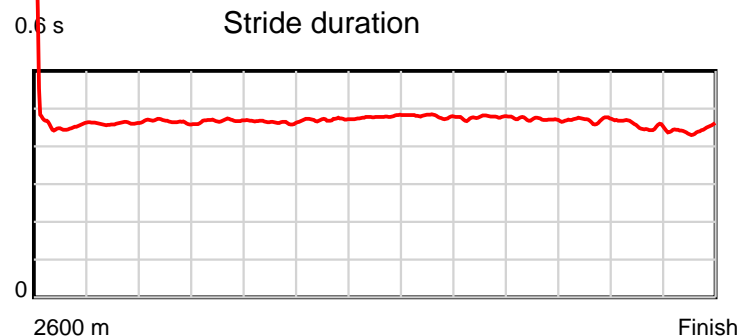
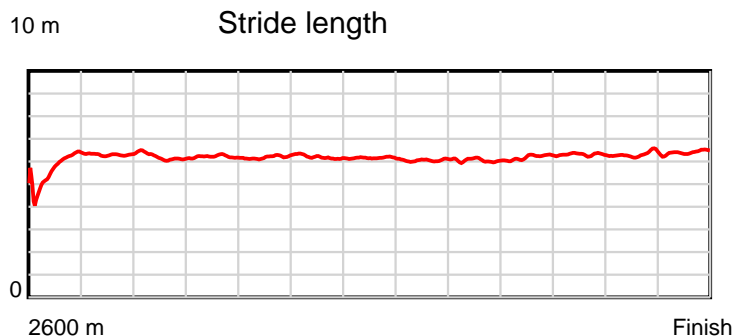
#### Disclaimer.

HRNZ and NZMTC and Thoroughbred Ratings Pty Ltd accepts no responsibility for the completeness or accuracy of any of the information contained herein, and makes no representations about its suitability for any particular purpose. Users should make their own judgements about those matters and/or seek independent advice. You assume all risks associated with use of the data provided on this page.

# Race Results

October 01, 2025, Race 7, NEW ZEALAND HORSE AMBULANCE TRUST PACE, Distance 2600m, Addington - Survey 3200m

Result	TAB no.	Horse (Barrier)	2200m to	2000m to	1800m to	1600m to	1400m to	1200m to	1000m to	800m to	600m to	400m to	200m to	Total or	Margin
2nd	2	Ar Gee Ruiz (2)	2000m	1800m	1600m	1400m	1200m	1000m	800m	600m	400m	200m	WP	Average	
		Position in running (margin)	5(7.2)	5(8.9)	5(8.2)	4(7.7)	4(6.6)	4(5.4)	5(5.9)	6(6.0)	7(6.4)	6(5.4)	7(3.1)		0.10
		Sectional time (s)	15.52	15.04	15.23	14.82	15.44	15.70	16.22	15.26	15.12	14.17	13.72		
		Cumulative time (s)	166.24	150.72	135.68	120.45	105.63	90.19	74.49	58.27	43.01	27.89	13.72	3:17.11	
		Speed (m/s)	12.89	13.30	13.13	13.50	12.95	12.74	12.33	13.11	13.23	14.11	14.58	13.19	
		Stride length (m)	6.01	6.22	6.09	6.36	6.20	6.11	5.88	6.18	6.22	6.40	6.50	6.16	
		Stride duration (s)	0.466	0.468	0.464	0.471	0.478	0.480	0.477	0.472	0.470	0.453	0.446	0.467	
		Stride efficiency (%)	56.43	60.51	58.01	63.15	60.03	58.33	54.05	59.68	60.42	63.96	66.04	59.31	
		Stride count	33.28	32.14	32.82	31.46	32.27	32.73	34.01	32.36	32.17	31.26	30.76	422.02	



Note: Horizontal distance axis grid lines are 200m furlongs.

#### Disclaimer.

HRNZ and NZMTC and Thoroughbred Ratings Pty Ltd accepts no responsibility for the completeness or accuracy of any of the information contained herein, and makes no representations about its suitability for any particular purpose. Users should make their own judgements about those matters and/or seek independent advice. You assume all risks associated with use of the data provided on this page.



# Race Results



October 01, 2025, Race 7, NEW ZEALAND HORSE AMBULANCE TRUST PACE, Distance 2600m, Addington - Survey 3200m

Result	TAB no.	Horse (Barrier)	2600 to	2400m to
3rd	7	<b>Enya Franco (6)</b>	<b>2400m</b>	<b>2200m</b>
		Position in running (margin)	-	8(10.6)
		Sectional time (s)	16.81	14.81
		Cumulative time (s)	197.11	180.30
		Speed (m/s)	11.90	13.50
		Stride length (m)	5.52	6.06
		Stride duration (s)	0.443	0.449
		Stride efficiency (%)	47.55	57.46
		Stride count	36.26	32.98

#### Disclaimer.

HRNZ and NZMTC and Thoroughbred Ratings Pty Ltd accepts no responsibility for the completeness or accuracy of any of the information contained herein, and makes no representations about its suitability for any particular purpose. Users should make their own judgements about those matters and/or seek independent advice. You assume all risks associated with use of the data provided on this page.

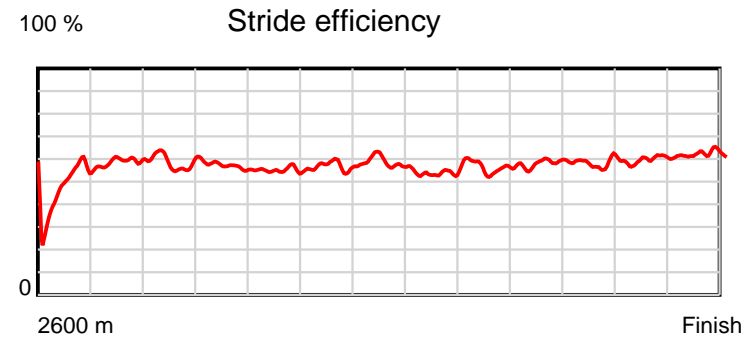
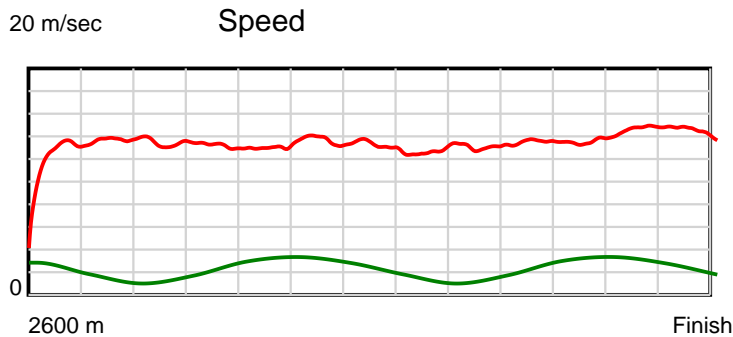
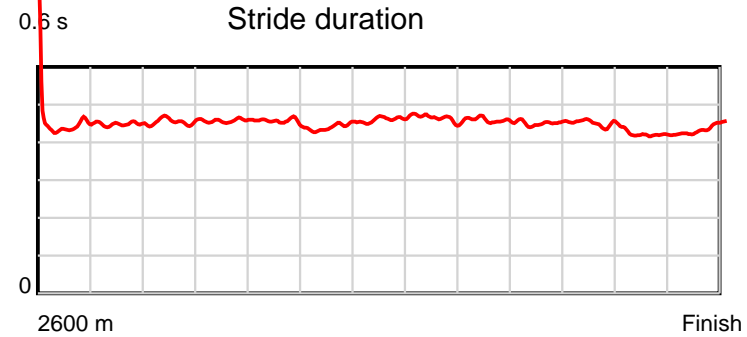
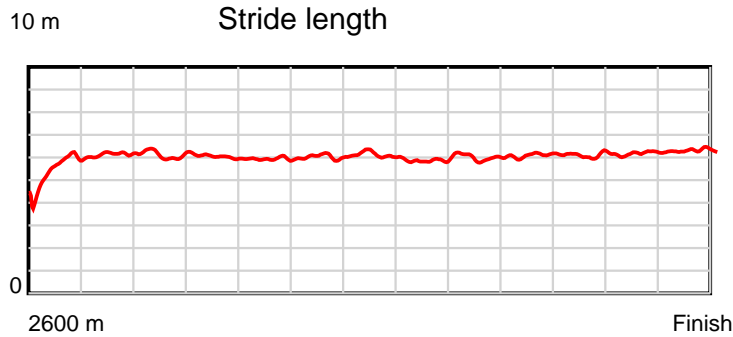


# Race Results



October 01, 2025, Race 7, NEW ZEALAND HORSE AMBULANCE TRUST PACE, Distance 2600m, Addington - Survey 3200m

Result	TAB no.	Horse (Barrier)	2200m to	2000m to	1800m to	1600m to	1400m to	1200m to	1000m to	800m to	600m to	400m to	200m to	Total or	Margin
3rd	7	<b>Enya Franco (6)</b>	<b>2000m</b>	<b>1800m</b>	<b>1600m</b>	<b>1400m</b>	<b>1200m</b>	<b>1000m</b>	<b>800m</b>	<b>600m</b>	<b>400m</b>	<b>200m</b>	<b>WP</b>	<b>Average</b>	
		Position in running (margin)	8(13.6)	9(15.2)	9(15.6)	9(18.2)	8(14.6)	9(11.4)	9(11.6)	9(9.6)	8(7.0)	9(7.6)	6(3.0)		0.10
		Sectional time (s)	15.51	15.20	15.75	14.41	15.11	15.65	15.85	14.78	15.39	13.79	14.05		
		Cumulative time (s)	165.49	149.98	134.78	119.03	104.62	89.51	73.86	58.01	43.23	27.84	14.05	3:17.11	
		Speed (m/s)	12.89	13.16	12.70	13.88	13.24	12.78	12.62	13.53	13.00	14.50	14.23	13.19	
		Stride length (m)	5.87	6.02	5.78	6.12	6.11	5.93	5.79	6.11	5.84	6.08	6.24	5.95	
		Stride duration (s)	0.455	0.457	0.455	0.441	0.462	0.464	0.459	0.451	0.450	0.419	0.438	0.451	
		Stride efficiency (%)	53.89	56.55	52.17	58.57	58.37	54.93	52.39	58.26	53.36	57.82	60.75	55.38	
		Stride count	34.06	33.25	34.61	32.67	32.72	33.73	34.54	32.76	34.22	32.88	32.08	436.76	



Note: Horizontal distance axis grid lines are 200m furlongs.

#### Disclaimer.

HRNZ and NZMTC and Thoroughbred Ratings Pty Ltd accepts no responsibility for the completeness or accuracy of any of the information contained herein, and makes no representations about its suitability for any particular purpose. Users should make their own judgements about those matters and/or seek independent advice. You assume all risks associated with use of the data provided on this page.



# Race Results



October 01, 2025, Race 7, NEW ZEALAND HORSE AMBULANCE TRUST PACE, Distance 2600m, Addington - Survey 3200m

Result	TAB no.	Horse (Barrier)	2600 to	2400m to
4th	10	<b>Playing With S... (9)</b>	<b>2400m</b>	<b>2200m</b>
		Position in running (margin)	-	7(8.9)
		Sectional time (s)	16.58	14.76
		Cumulative time (s)	197.15	180.57
		Speed (m/s)	12.06	13.55
		Stride length (m)	5.79	6.21
		Stride duration (s)	0.462	0.458
		Stride efficiency (%)	52.45	60.21
		Stride count	34.52	32.22

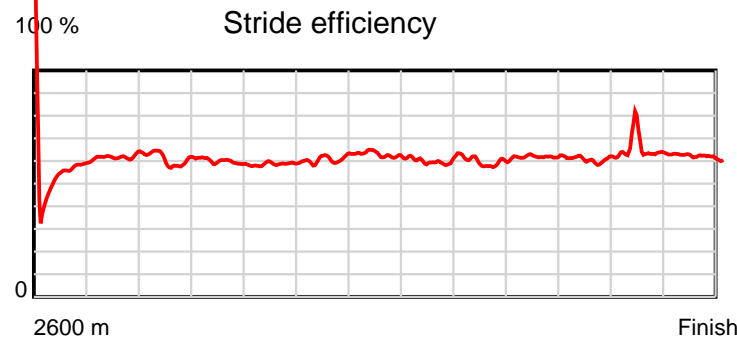
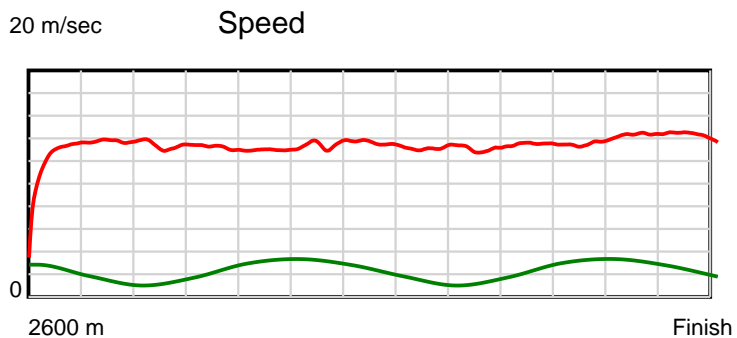
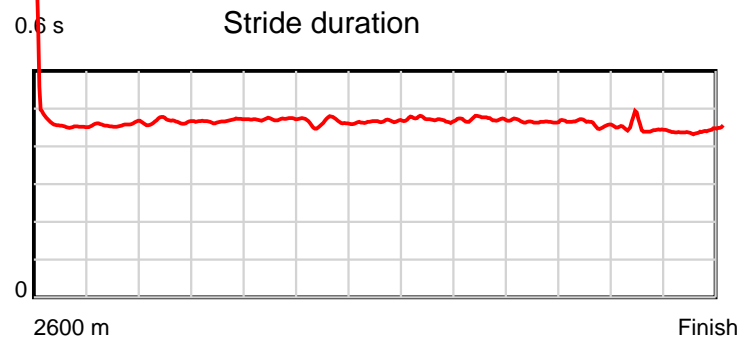
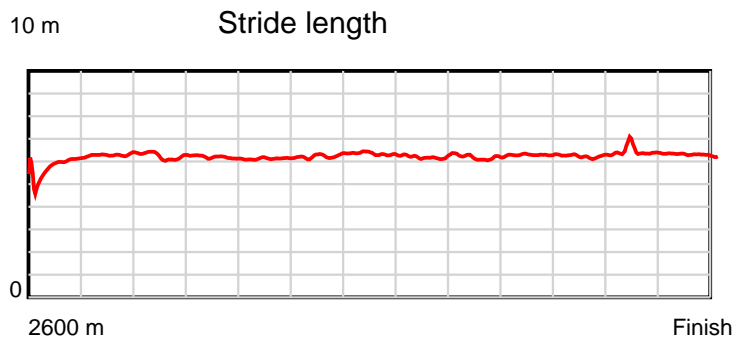
#### Disclaimer.

HRNZ and NZMTC and Thoroughbred Ratings Pty Ltd accepts no responsibility for the completeness or accuracy of any of the information contained herein, and makes no representations about its suitability for any particular purpose. Users should make their own judgements about those matters and/or seek independent advice. You assume all risks associated with use of the data provided on this page.

# Race Results

October 01, 2025, Race 7, NEW ZEALAND HORSE AMBULANCE TRUST PACE, Distance 2600m, Addington - Survey 3200m

Result	TAB no.	Horse (Barrier)	2200m to	2000m to	1800m to	1600m to	1400m to	1200m to	1000m to	800m to	600m to	400m to	200m to	Total or	Margin
4th	10	<b>Playing With S... (9)</b>	<b>2000m</b>	<b>1800m</b>	<b>1600m</b>	<b>1400m</b>	<b>1200m</b>	<b>1000m</b>	<b>800m</b>	<b>600m</b>	<b>400m</b>	<b>200m</b>	<b>WP</b>	<b>Average</b>	
		Position in running (margin)	7(11.6)	8(13.7)	8(13.9)	8(17.3)	9(15.5)	8(11.0)	8(9.4)	8(7.9)	6(5.6)	7(5.4)	5(2.0)		0.30
		Sectional time (s)	15.59	15.17	15.89	14.71	14.88	15.36	15.95	14.82	15.26	13.98	14.20		
		Cumulative time (s)	165.81	150.22	135.05	119.16	104.45	89.57	74.21	58.26	43.44	28.18	14.20	3:17.15	
		Speed (m/s)	12.83	13.18	12.59	13.60	13.44	13.02	12.54	13.50	13.11	14.31	14.08	13.19	
		Stride length (m)	5.98	6.17	5.94	6.30	6.27	6.15	5.92	6.28	6.02	6.36	6.24	6.12	
		Stride duration (s)	0.466	0.468	0.472	0.463	0.466	0.472	0.472	0.465	0.459	0.445	0.443	0.464	
		Stride efficiency (%)	55.82	59.54	55.18	61.99	61.44	59.07	54.81	61.57	56.62	63.31	60.78	58.54	
		Stride count	33.46	32.40	33.66	31.75	31.90	32.53	33.77	31.86	33.23	31.42	32.07	424.79	



Note: Horizontal distance axis grid lines are 200m furlongs.

#### Disclaimer.

HRNZ and NZMTC and Thoroughbred Ratings Pty Ltd accepts no responsibility for the completeness or accuracy of any of the information contained herein, and makes no representations about its suitability for any particular purpose. Users should make their own judgements about those matters and/or seek independent advice. You assume all risks associated with use of the data provided on this page.



# Race Results



October 01, 2025, Race 7, NEW ZEALAND HORSE AMBULANCE TRUST PACE, Distance 2600m, Addington - Survey 3200m

Result	TAB no.	Horse (Barrier)	2600 to	2400m to
5th	11	<b>Bettor Way (10)</b>	<b>2400m</b>	<b>2200m</b>
		Position in running (margin)	-	6(6.5)
		Sectional time (s)	16.25	14.84
		Cumulative time (s)	197.21	180.96
		Speed (m/s)	12.31	13.48
		Stride length (m)	6.32	6.62
		Stride duration (s)	0.482	0.491
		Stride efficiency (%)	62.42	68.46
		Stride count	31.65	30.22

## Disclaimer.

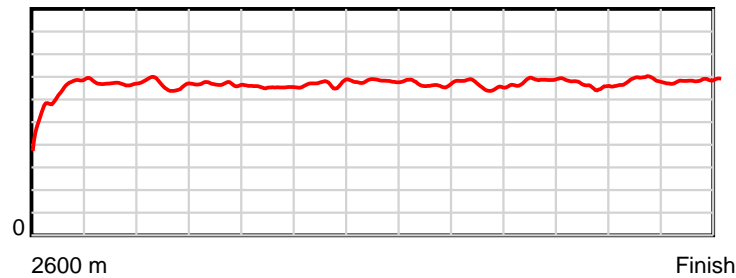
HRNZ and NZMTC and Thoroughbred Ratings Pty Ltd accepts no responsibility for the completeness or accuracy of any of the information contained herein, and makes no representations about its suitability for any particular purpose. Users should make their own judgements about those matters and/or seek independent advice. You assume all risks associated with use of the data provided on this page.

# Race Results

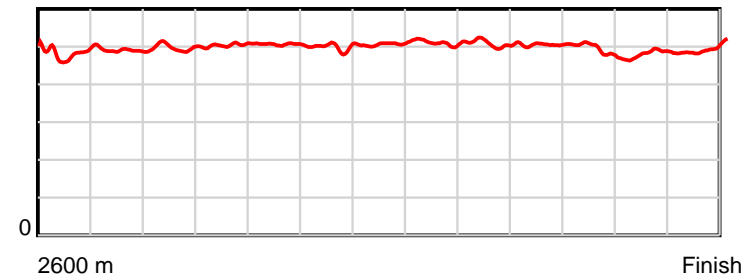
October 01, 2025, Race 7, NEW ZEALAND HORSE AMBULANCE TRUST PACE, Distance 2600m, Addington - Survey 3200m

Result	TAB no.	Horse (Barrier)	2200m to	2000m to	1800m to	1600m to	1400m to	1200m to	1000m to	800m to	600m to	400m to	200m to	Total or	Margin
5th	11	<b>Bettor Way (10)</b>	<b>2000m</b>	<b>1800m</b>	<b>1600m</b>	<b>1400m</b>	<b>1200m</b>	<b>1000m</b>	<b>800m</b>	<b>600m</b>	<b>400m</b>	<b>200m</b>	<b>WP</b>	<b>Average</b>	
		Position in running (margin)	6(9.7)	6(11.8)	7(12.0)	7(14.9)	7(13.3)	7(8.9)	6(7.6)	5(5.9)	4(3.4)	3(3.2)	2(0.1)		0.60
		Sectional time (s)	15.59	15.17	15.81	14.74	14.90	15.41	15.90	14.79	15.25	14.05	14.51		
		Cumulative time (s)	166.12	150.53	135.36	119.55	104.81	89.91	74.50	58.60	43.81	28.56	14.51	3:17.21	
		Speed (m/s)	12.83	13.18	12.65	13.57	13.42	12.98	12.58	13.52	13.11	14.23	13.78	13.18	
		Stride length (m)	6.38	6.64	6.40	6.78	6.80	6.62	6.40	6.82	6.42	6.87	6.84	6.60	
		Stride duration (s)	0.498	0.504	0.506	0.500	0.507	0.510	0.508	0.504	0.489	0.482	0.496	0.501	
		Stride efficiency (%)	63.67	68.90	64.03	71.86	72.32	68.55	63.91	72.70	64.37	73.67	73.13	68.13	
		Stride count	31.33	30.12	31.24	29.49	29.40	30.20	31.27	29.32	31.16	29.13	29.24	393.77	

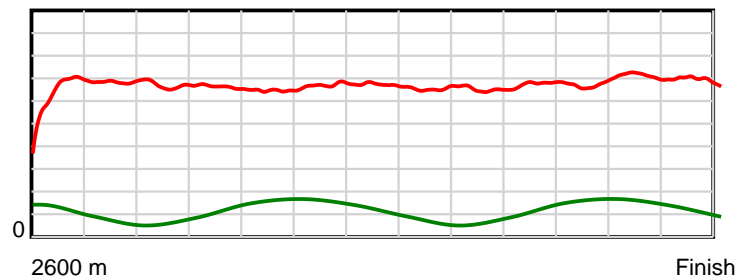
10 m Stride length



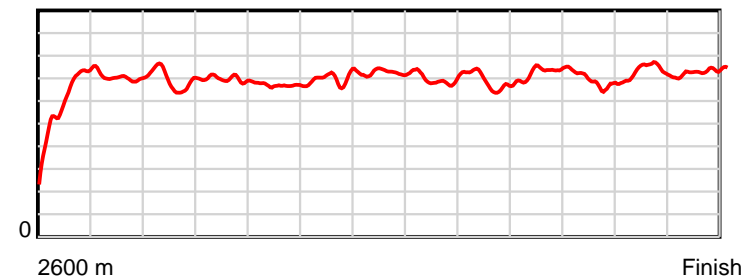
0.6 s Stride duration



20 m/sec Speed



100 % Stride efficiency



Note: Horizontal distance axis grid lines are 200m furlongs.

### Disclaimer.

HRNZ and NZMTC and Thoroughbred Ratings Pty Ltd accepts no responsibility for the completeness or accuracy of any of the information contained herein, and makes no representations about its suitability for any particular purpose. Users should make their own judgements about those matters and/or seek independent advice. You assume all risks associated with use of the data provided on this page.



# Race Results



October 01, 2025, Race 7, NEW ZEALAND HORSE AMBULANCE TRUST PACE, Distance 2600m, Addington - Survey 3200m

Result	TAB no.	Horse (Barrier)	2600 to	2400m to
6th	3	Didjashouttheb... (3)	2400m	2200m
		Position in running (margin)	-	2(2.0)
		Sectional time (s)	15.41	14.50
		Cumulative time (s)	197.30	181.89
		Speed (m/s)	12.98	13.79
		Stride length (m)	5.64	6.16
		Stride duration (s)	0.438	0.446
		Stride efficiency (%)	49.79	59.26
		Stride count	35.43	32.48

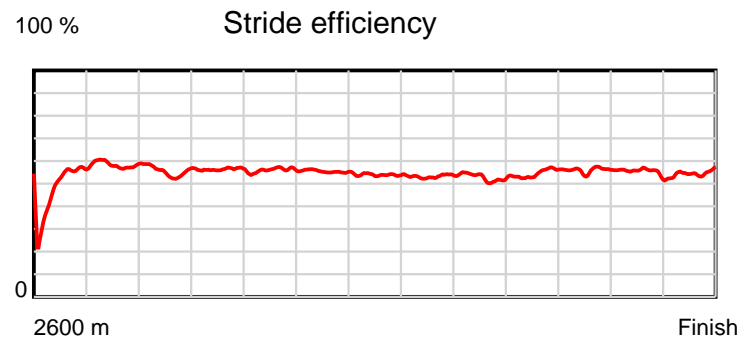
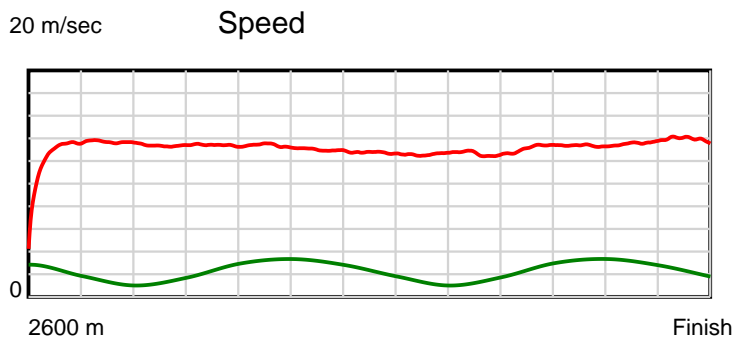
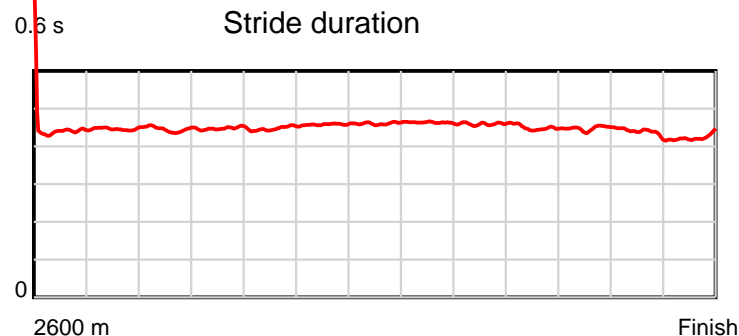
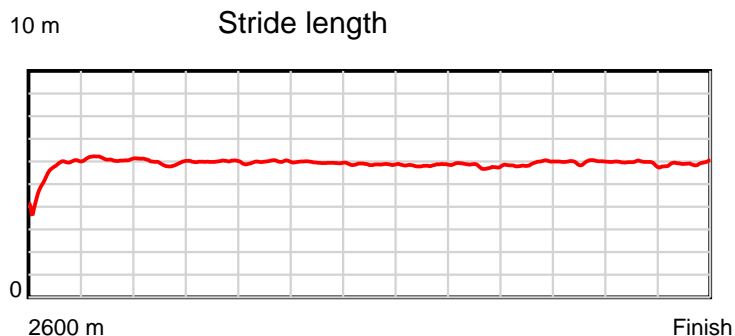
## Disclaimer.

HRNZ and NZMTC and Thoroughbred Ratings Pty Ltd accepts no responsibility for the completeness or accuracy of any of the information contained herein, and makes no representations about its suitability for any particular purpose. Users should make their own judgements about those matters and/or seek independent advice. You assume all risks associated with use of the data provided on this page.

# Race Results

October 01, 2025, Race 7, NEW ZEALAND HORSE AMBULANCE TRUST PACE, Distance 2600m, Addington - Survey 3200m

Result	TAB no.	Horse (Barrier)	2200m to	2000m to	1800m to	1600m to	1400m to	1200m to	1000m to	800m to	600m to	400m to	200m to	Total or	Margin
6th	3	Didjashoutheb... (3)	2000m	1800m	1600m	1400m	1200m	1000m	800m	600m	400m	200m	WP	Average	
		Position in running (margin)	2(3.1)	2(4.0)	2(2.6)	2(1.6)	2(1.9)	2(1.8)	2(2.0)	2(2.4)	3(2.3)	2(1.9)	3(1.5)		1.10
		Sectional time (s)	15.38	14.93	15.15	15.07	15.62	15.64	16.27	15.18	15.22	14.49	14.44		
		Cumulative time (s)	167.39	152.01	137.08	121.93	106.86	91.24	75.60	59.33	44.15	28.93	14.44	3:17.30	
		Speed (m/s)	13.00	13.40	13.20	13.27	12.80	12.79	12.29	13.18	13.14	13.80	13.85	13.18	
		Stride length (m)	5.79	6.00	5.91	6.08	5.90	5.92	5.66	5.91	5.89	6.04	5.89	5.90	
		Stride duration (s)	0.446	0.448	0.447	0.458	0.461	0.463	0.460	0.449	0.448	0.437	0.426	0.448	
		Stride efficiency (%)	52.47	56.21	54.50	57.85	54.39	54.74	50.01	54.65	54.13	56.92	54.29	54.46	
		Stride count	34.51	33.35	33.87	32.87	33.90	33.79	35.35	33.82	33.98	33.14	33.93	440.42	



Note: Horizontal distance axis grid lines are 200m furlongs.

#### Disclaimer.

HRNZ and NZMTC and Thoroughbred Ratings Pty Ltd accepts no responsibility for the completeness or accuracy of any of the information contained herein, and makes no representations about its suitability for any particular purpose. Users should make their own judgements about those matters and/or seek independent advice. You assume all risks associated with use of the data provided on this page.



# Race Results



October 01, 2025, Race 7, NEW ZEALAND HORSE AMBULANCE TRUST PACE, Distance 2600m, Addington - Survey 3200m

Result	TAB no.	Horse (Barrier)	2600 to	2400m to
7th	5	<b>Santanna Mach (4)</b>	<b>2400m</b>	<b>2200m</b>
		Position in running (margin)	-	1(0.0)
		Sectional time (s)	15.21	14.31
		Cumulative time (s)	197.42	182.21
		Speed (m/s)	13.15	13.98
		Stride length (m)	5.92	6.48
		Stride duration (s)	0.445	0.464
		Stride efficiency (%)	54.74	65.71
		Stride count	33.79	30.84

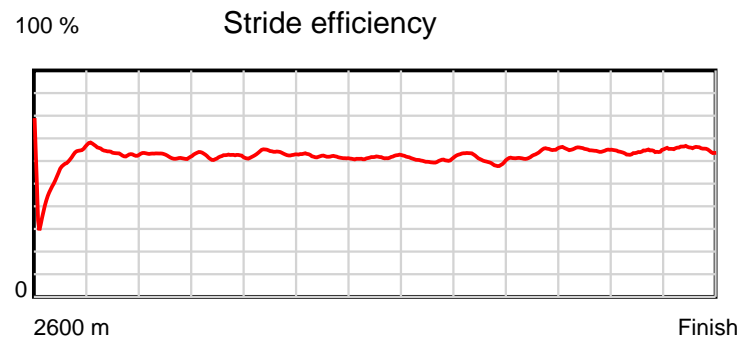
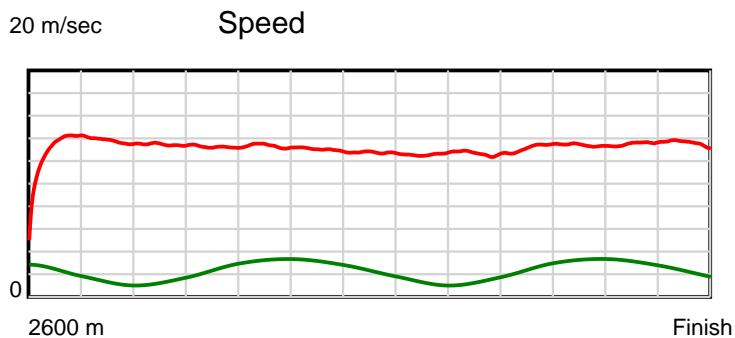
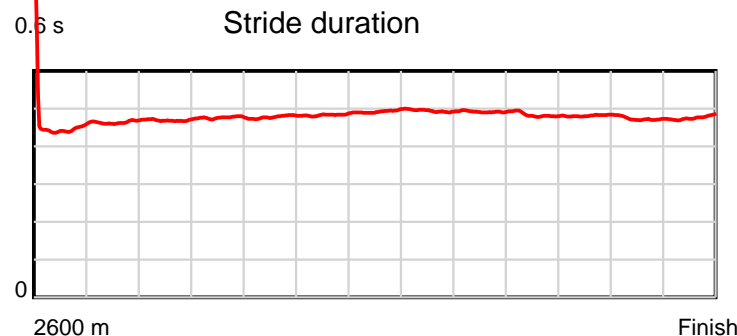
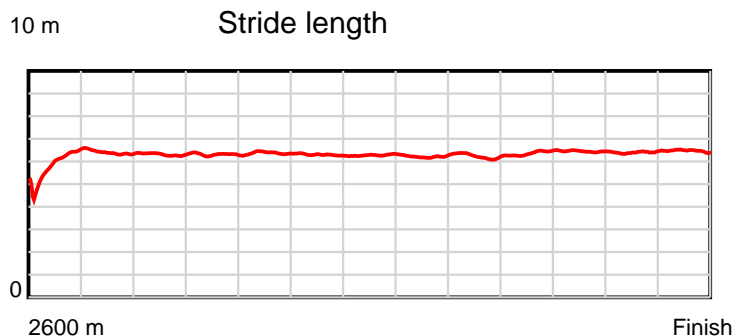
#### Disclaimer.

HRNZ and NZMTC and Thoroughbred Ratings Pty Ltd accepts no responsibility for the completeness or accuracy of any of the information contained herein, and makes no representations about its suitability for any particular purpose. Users should make their own judgements about those matters and/or seek independent advice. You assume all risks associated with use of the data provided on this page.

# Race Results

October 01, 2025, Race 7, NEW ZEALAND HORSE AMBULANCE TRUST PACE, Distance 2600m, Addington - Survey 3200m

Result	TAB no.	Horse (Barrier)	2200m to	2000m to	1800m to	1600m to	1400m to	1200m to	1000m to	800m to	600m to	400m to	200m to	Total or	Margin
7th	5	Santanna Mach (4)	2000m	1800m	1600m	1400m	1200m	1000m	800m	600m	400m	200m	WP	Average	
		Position in running (margin)	1(0.0)	1(0.0)	1(0.0)	1(0.0)	1(0.0)	1(0.0)	1(0.0)	1(0.0)	1(0.0)	1(0.0)	1(0.0)		1.70
		Sectional time (s)	15.24	15.15	15.32	15.01	15.63	15.62	16.19	15.20	15.29	14.55	14.70		
		Cumulative time (s)	167.90	152.66	137.51	122.19	107.18	91.55	75.93	59.74	44.54	29.25	14.70	3:17.42	
		Speed (m/s)	13.12	13.20	13.05	13.32	12.80	12.80	12.35	13.16	13.08	13.75	13.61	13.17	
		Stride length (m)	6.16	6.29	6.24	6.44	6.30	6.33	6.08	6.36	6.30	6.50	6.49	6.29	
		Stride duration (s)	0.469	0.476	0.478	0.483	0.493	0.494	0.492	0.484	0.481	0.473	0.477	0.478	
		Stride efficiency (%)	59.29	61.81	60.85	64.84	62.06	62.58	57.69	63.26	61.94	65.93	65.81	61.91	
		Stride count	32.47	31.80	32.05	31.05	31.74	31.61	32.92	31.43	31.77	30.79	30.82	413.08	



Note: Horizontal distance axis grid lines are 200m furlongs.

#### Disclaimer.

HRNZ and NZMTC and Thoroughbred Ratings Pty Ltd accepts no responsibility for the completeness or accuracy of any of the information contained herein, and makes no representations about its suitability for any particular purpose. Users should make their own judgements about those matters and/or seek independent advice. You assume all risks associated with use of the data provided on this page.



# Race Results



October 01, 2025, Race 7, NEW ZEALAND HORSE AMBULANCE TRUST PACE, Distance 2600m, Addington - Survey 3200m

Result	TAB no.	Horse (Barrier)	2600 to	2400m to
8th	6	<b>Sweet Dreams (5)</b>	<b>2400m</b>	<b>2200m</b>
		Position in running (margin)	-	9(17.8)
		Sectional time (s)	18.04	13.80
		Cumulative time (s)	200.70	182.66
		Speed (m/s)	11.09	14.49
		Stride length (m)	5.39	6.70
		Stride duration (s)	0.468	0.462
		Stride efficiency (%)	45.38	70.22
		Stride count	37.11	29.84

## Disclaimer.

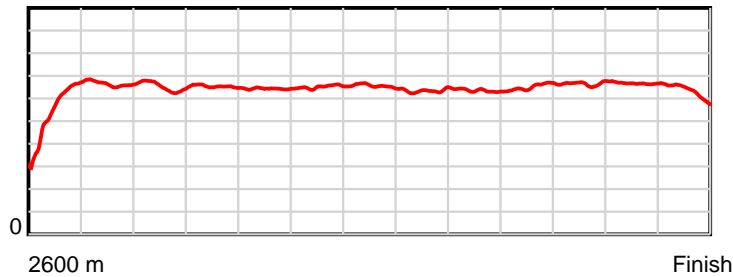
HRNZ and NZMTC and Thoroughbred Ratings Pty Ltd accepts no responsibility for the completeness or accuracy of any of the information contained herein, and makes no representations about its suitability for any particular purpose. Users should make their own judgements about those matters and/or seek independent advice. You assume all risks associated with use of the data provided on this page.

# Race Results

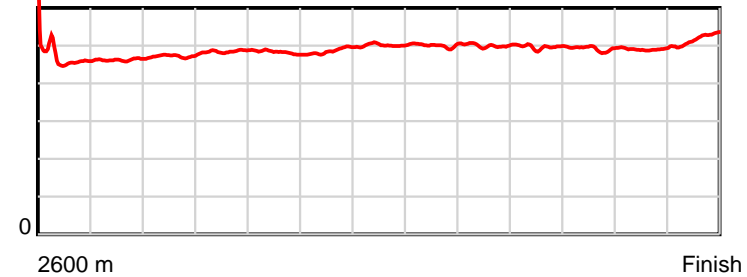
October 01, 2025, Race 7, NEW ZEALAND HORSE AMBULANCE TRUST PACE, Distance 2600m, Addington - Survey 3200m

Result	TAB no.	Horse (Barrier)	2200m to	2000m to	1800m to	1600m to	1400m to	1200m to	1000m to	800m to	600m to	400m to	200m to	Total or	Margin
8th	6	Sweet Dreams (5)	2000m	1800m	1600m	1400m	1200m	1000m	800m	600m	400m	200m	WP	Average	
		Position in running (margin)	9(14.7)	7(12.3)	6(10.5)	6(11.0)	5(8.9)	6(7.3)	7(8.0)	7(7.7)	9(8.0)	8(7.5)	8(7.6)		19.00
		Sectional time (s)	14.84	14.86	15.40	14.65	15.37	15.73	16.16	15.24	15.20	14.58	16.83		
		Cumulative time (s)	168.86	154.02	139.16	123.76	109.11	93.74	78.01	61.85	46.61	31.41	16.83	3:20.70	
		Speed (m/s)	13.48	13.46	12.99	13.65	13.01	12.71	12.38	13.12	13.16	13.72	11.88	12.95	
		Stride length (m)	6.36	6.53	6.26	6.64	6.51	6.37	6.19	6.52	6.47	6.73	6.17	6.35	
		Stride duration (s)	0.472	0.485	0.482	0.486	0.501	0.501	0.500	0.497	0.492	0.490	0.519	0.490	
		Stride efficiency (%)	63.19	66.60	61.30	68.88	66.28	63.42	59.86	66.35	65.48	70.74	59.50	63.08	
		Stride count	31.45	30.64	31.93	30.12	30.71	31.39	32.31	30.69	30.90	29.73	32.41	409.23	

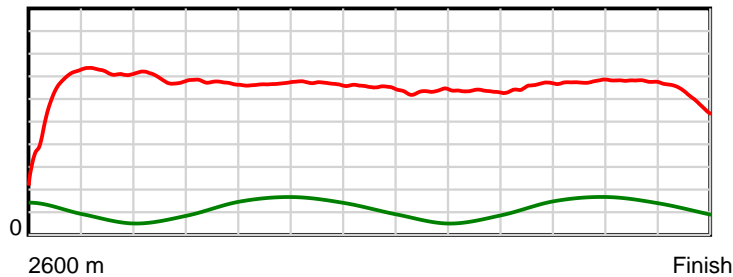
10 m Stride length



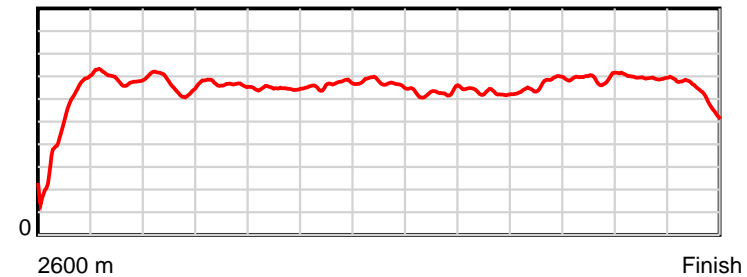
0.6 s Stride duration



20 m/sec Speed



100 % Stride efficiency



Note: Horizontal distance axis grid lines are 200m furlongs.

## Disclaimer.

HRNZ and NZMTC and Thoroughbred Ratings Pty Ltd accepts no responsibility for the completeness or accuracy of any of the information contained herein, and makes no representations about its suitability for any particular purpose. Users should make their own judgements about those matters and/or seek independent advice. You assume all risks associated with use of the data provided on this page.