



## Race Results

NZ Metropolitan Trotting Club Inc, HRNZ, October 03, 2025

Compilation date: October 3, 2025, 9:20:12 PM (NZDT)

Copyright © 2025 HRNZ and NZMTC. All rights reserved.

### Trademarks.

StrideMASTER is a registered trademark of Thoroughbred Ratings Pty Ltd.

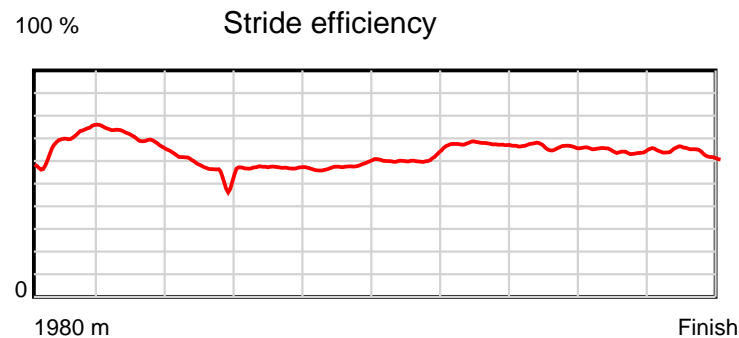
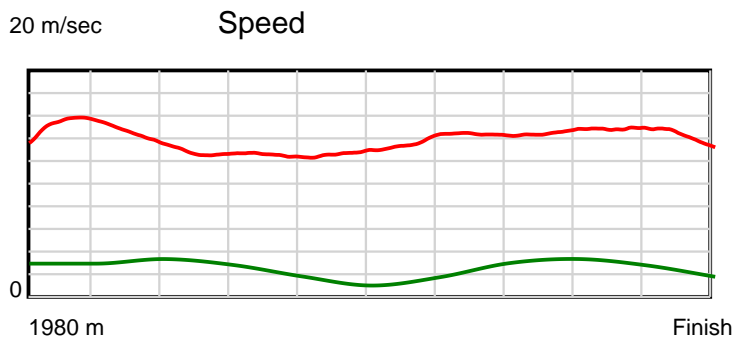
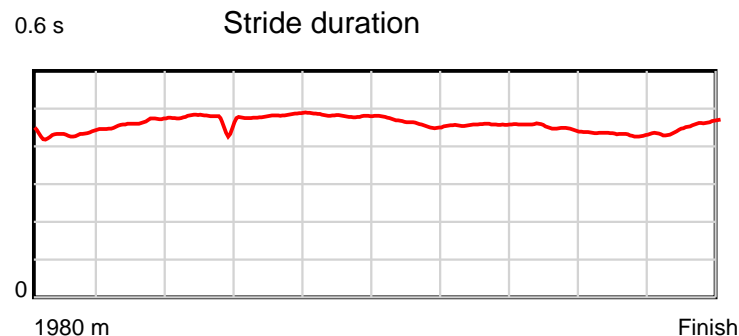
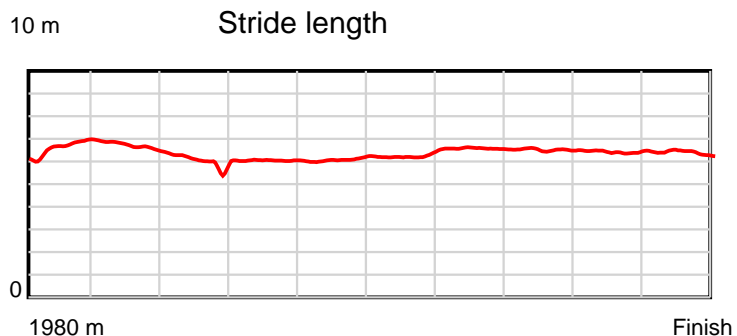
### Disclaimer.

HRNZ and NZMTC and Thoroughbred Ratings Pty Ltd accepts no responsibility for the completeness or accuracy of any of the information contained herein, and makes no representations about its suitability for any particular purpose. Users should make their own judgements about those matters and/or seek independent advice. You assume all risks associated with use of the data provided on this page.

# Race Results

October 03, 2025, Race 9, NEVELE R 3YO FILLIES SERIES (HEAT 6) MOBILE PACE, Distance 1980m, Addington - Survey 1980m

Result	TAB no.	Horse (Barrier)	1980 to	1800m to	1600m to	1400m to	1200m to	1000m to	800m to	600m to	400m to	200m to	Total or	Margin
1st	5	<b>General Jen (5)</b>	<b>1800m</b>	<b>1600m</b>	<b>1400m</b>	<b>1200m</b>	<b>1000m</b>	<b>800m</b>	<b>600m</b>	<b>400m</b>	<b>200m</b>	<b>WP</b>	<b>Average</b>	
		Position in running (margin)	-	2(0.5)	1(0.0)	1(0.0)	1(0.0)	1(0.0)	1(0.0)	1(0.0)	1(0.0)	1(0.0)		0.00
		Sectional time (s)	11.91	14.23	16.02	15.91	15.84	14.51	13.92	13.96	13.65	14.33		
		Cumulative time (s)	144.28	132.37	118.14	102.12	86.21	70.37	55.86	41.94	27.98	14.33	2:24.28	
		Speed (m/s)	15.11	14.05	12.48	12.57	12.63	13.78	14.37	14.33	14.65	13.96	13.72	
		Stride length (m)	6.58	6.51	5.88	6.06	6.08	6.36	6.57	6.45	6.34	6.33	6.30	
		Stride duration (s)	0.431	0.463	0.471	0.482	0.481	0.461	0.457	0.450	0.433	0.453	0.459	
		Stride efficiency (%)	67.60	66.20	54.01	57.33	57.69	63.14	67.52	64.91	62.80	62.60	62.08	
		Stride count	27.37	30.73	34.02	33.02	32.92	31.46	30.43	31.03	31.55	31.60	314.13	



Note: Horizontal distance axis grid lines are 200m furlongs.

#### Disclaimer.

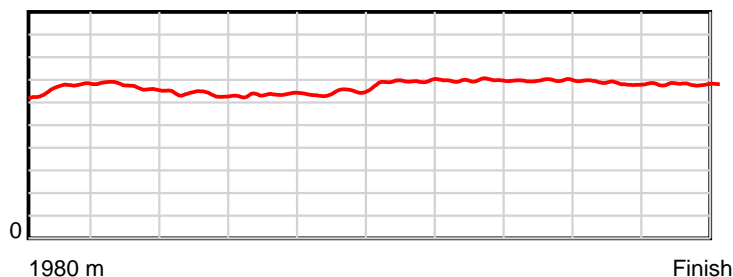
HRNZ and NZMTC and Thoroughbred Ratings Pty Ltd accepts no responsibility for the completeness or accuracy of any of the information contained herein, and makes no representations about its suitability for any particular purpose. Users should make their own judgements about those matters and/or seek independent advice. You assume all risks associated with use of the data provided on this page.

# Race Results

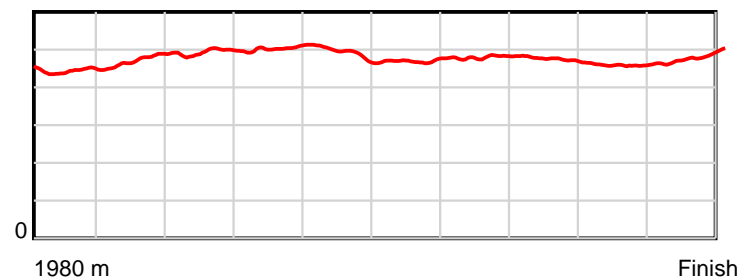
October 03, 2025, Race 9, NEVELE R 3YO FILLIES SERIES (HEAT 6) MOBILE PACE, Distance 1980m, Addington - Survey 1980m

Result	TAB no.	Horse (Barrier)	1980 to	1800m to	1600m to	1400m to	1200m to	1000m to	800m to	600m to	400m to	200m to	Total or	Margin
2nd	12	<b>Celestial Sea (12)</b>	<b>1800m</b>	<b>1600m</b>	<b>1400m</b>	<b>1200m</b>	<b>1000m</b>	<b>800m</b>	<b>600m</b>	<b>400m</b>	<b>200m</b>	<b>WP</b>	<b>Average</b>	
		Position in running (margin)	-	8(4.9)	5(6.7)	7(7.0)	7(7.2)	6(5.3)	2(1.3)	2(1.1)	2(1.2)	2(2.8)		2.40
		Sectional time (s)	12.68	14.60	16.09	15.94	15.52	13.85	13.88	13.98	13.91	14.29		
		Cumulative time (s)	144.74	132.06	117.46	101.37	85.43	69.91	56.06	42.18	28.20	14.29	2:24.74	
		Speed (m/s)	14.19	13.70	12.43	12.55	12.89	14.44	14.41	14.31	14.38	14.00	13.68	
		Stride length (m)	6.55	6.47	6.14	6.32	6.31	6.81	6.92	6.78	6.60	6.75	6.56	
		Stride duration (s)	0.443	0.472	0.494	0.503	0.490	0.471	0.480	0.474	0.459	0.482	0.479	
		Stride efficiency (%)	67.10	65.38	58.90	62.36	62.25	72.39	74.73	71.78	68.13	71.20	67.15	
		Stride count	27.47	30.92	32.58	31.66	31.69	29.38	28.92	29.51	30.29	29.63	302.05	

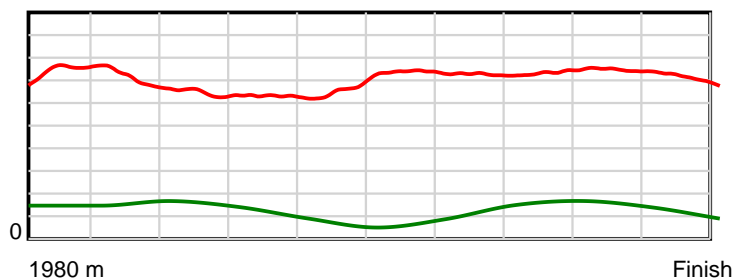
10 m Stride length



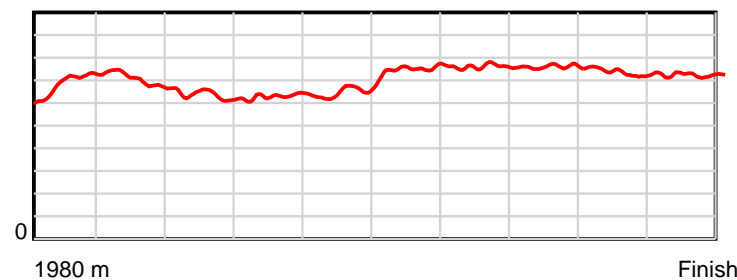
0.6 s Stride duration



20 m/sec Speed



100 % Stride efficiency



Note: Horizontal distance axis grid lines are 200m furlongs.

## Disclaimer.

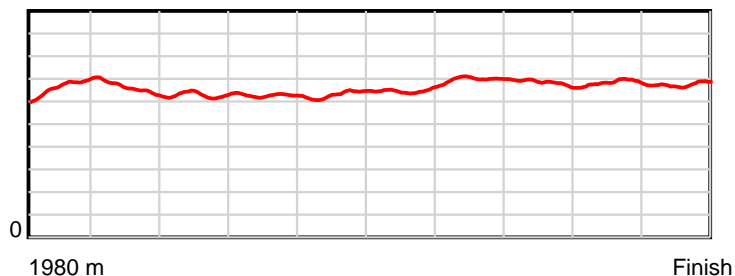
HRNZ and NZMTC and Thoroughbred Ratings Pty Ltd accepts no responsibility for the completeness or accuracy of any of the information contained herein, and makes no representations about its suitability for any particular purpose. Users should make their own judgements about those matters and/or seek independent advice. You assume all risks associated with use of the data provided on this page.

# Race Results

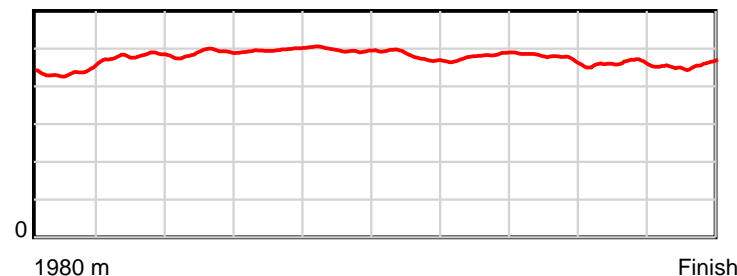
October 03, 2025, Race 9, NEVELE R 3YO FILLIES SERIES (HEAT 6) MOBILE PACE, Distance 1980m, Addington - Survey 1980m

Result	TAB no.	Horse (Barrier)	1980 to 1800m	1800m to 1600m	1600m to 1400m	1400m to 1200m	1200m to 1000m	1000m to 800m	800m to 600m	600m to 400m	400m to 200m	200m to WP	Total or Average	Margin
3rd	10	Arafura (10)												
		Position in running (margin)	-	5(3.1)	6(6.7)	6(6.7)	7(5.9)	7(6.7)	8(6.5)	7(7.5)	6(8.7)			3.60
		Sectional time (s)	12.37	14.91	16.03	15.91	15.69	14.65	13.88	14.14	13.84	13.56		
		Cumulative time (s)	144.98	132.61	117.70	101.67	85.76	70.07	55.42	41.54	27.40	13.56	2:24.98	
		Speed (m/s)	14.55	13.41	12.48	12.57	12.75	13.65	14.41	14.14	14.45	14.75	13.66	
		Stride length (m)	6.62	6.46	6.09	6.24	6.33	6.57	6.93	6.74	6.64	6.75	6.53	
		Stride duration (s)	0.437	0.481	0.488	0.497	0.496	0.481	0.481	0.476	0.460	0.457	0.478	
		Stride efficiency (%)	68.55	65.16	57.96	60.93	62.57	67.36	74.95	70.89	68.99	71.09	66.55	
		Stride count	27.18	30.97	32.84	32.03	31.61	30.46	28.88	29.69	30.10	29.65	303.41	

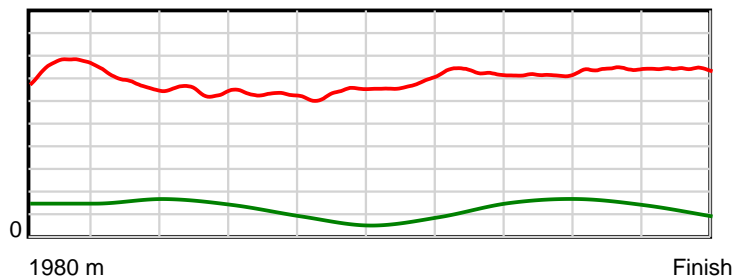
10 m Stride length



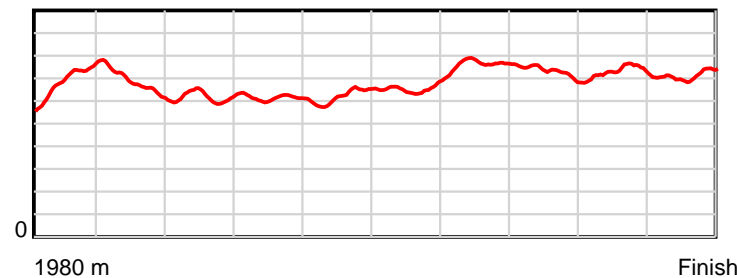
0.6 s Stride duration



20 m/sec Speed



100 % Stride efficiency



Note: Horizontal distance axis grid lines are 200m furlongs.

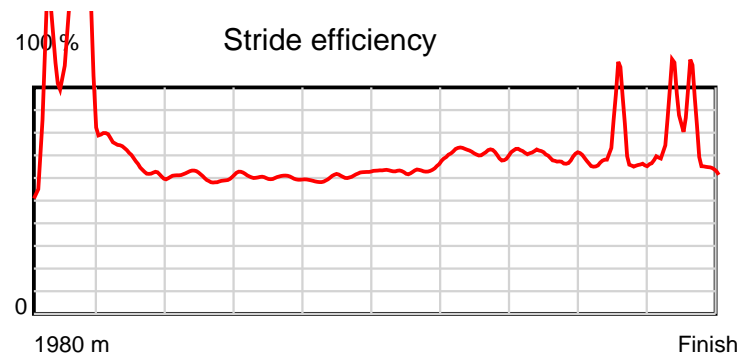
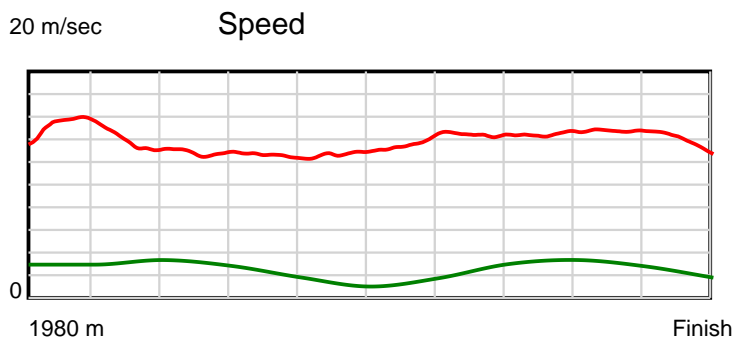
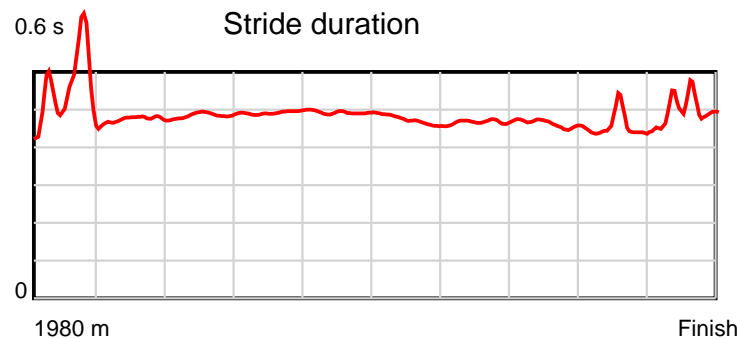
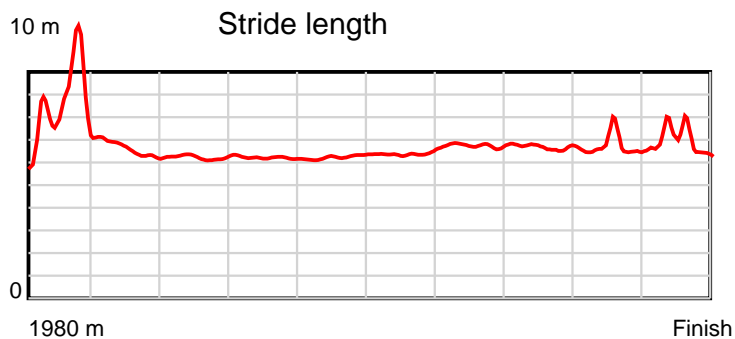
## Disclaimer.

HRNZ and NZMTC and Thoroughbred Ratings Pty Ltd accepts no responsibility for the completeness or accuracy of any of the information contained herein, and makes no representations about its suitability for any particular purpose. Users should make their own judgements about those matters and/or seek independent advice. You assume all risks associated with use of the data provided on this page.

# Race Results

October 03, 2025, Race 9, NEVELE R 3YO FILLIES SERIES (HEAT 6) MOBILE PACE, Distance 1980m, Addington - Survey 1980m

Result	TAB no.	Horse (Barrier)	1980 to	1800m to	1600m to	1400m to	1200m to	1000m to	800m to	600m to	400m to	200m to	Total or	Margin
4th	2	<b>Gone Surfin (2)</b>	<b>1800m</b>	<b>1600m</b>	<b>1400m</b>	<b>1200m</b>	<b>1000m</b>	<b>800m</b>	<b>600m</b>	<b>400m</b>	<b>200m</b>	<b>WP</b>	<b>Average</b>	
		Position in running (margin)	-	1(0.0)	2(2.6)	2(2.3)	2(2.4)	2(1.6)	3(1.9)	3(1.9)	3(2.2)	3(3.3)		4.00
		Sectional time (s)	11.78	14.74	15.98	15.92	15.70	14.56	13.91	14.02	13.84	14.59		
		Cumulative time (s)	145.04	133.26	118.52	102.54	86.62	70.92	56.36	42.45	28.43	14.59	2:25.04	
		Speed (m/s)	15.28	13.57	12.52	12.56	12.74	13.74	14.38	14.27	14.45	13.71	13.65	
		Stride length (m)	8.16	6.44	6.08	6.18	6.26	6.46	6.73	6.59	6.49	6.65	6.55	
		Stride duration (s)	0.532	0.475	0.486	0.492	0.492	0.470	0.468	0.462	0.449	0.485	0.480	
		Stride efficiency (%)	104.05	64.89	57.77	59.72	61.32	65.16	70.69	67.79	65.74	69.21	67.06	
		Stride count	22.06	31.04	32.89	32.35	31.93	30.97	29.74	30.37	30.84	30.05	302.24	



Note: Horizontal distance axis grid lines are 200m furlongs.

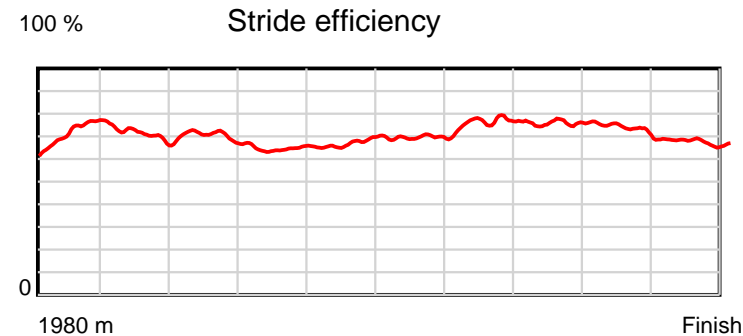
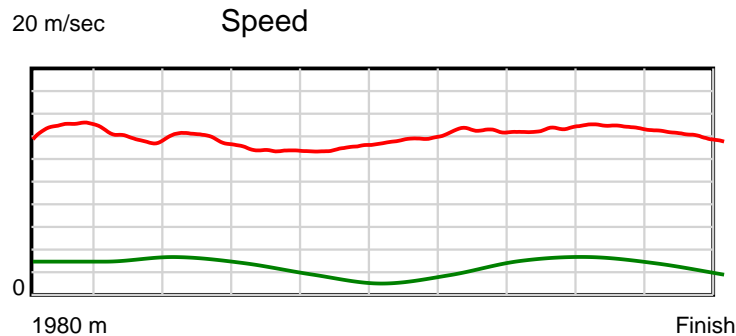
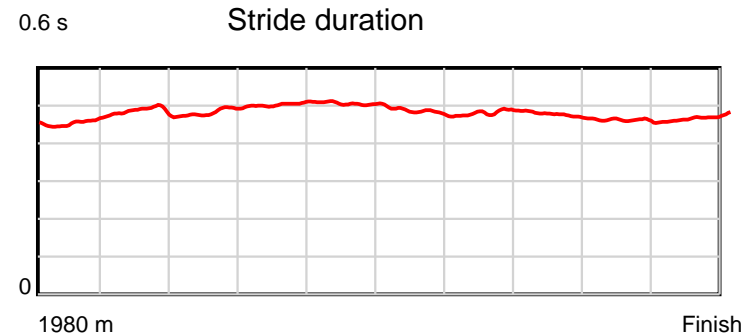
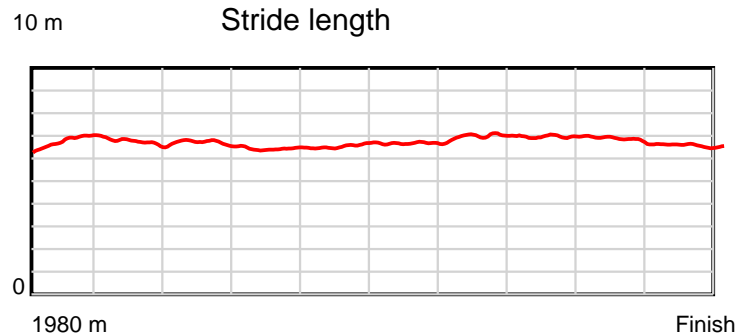
**Disclaimer.**

HRNZ and NZMTC and Thoroughbred Ratings Pty Ltd accepts no responsibility for the completeness or accuracy of any of the information contained herein, and makes no representations about its suitability for any particular purpose. Users should make their own judgements about those matters and/or seek independent advice. You assume all risks associated with use of the data provided on this page.

# Race Results

October 03, 2025, Race 9, NEVELE R 3YO FILLIES SERIES (HEAT 6) MOBILE PACE, Distance 1980m, Addington - Survey 1980m

Result	TAB no.	Horse (Barrier)	1980 to	1800m to	1600m to	1400m to	1200m to	1000m to	800m to	600m to	400m to	200m to	Total or	Margin
5th	3	<b>One For Jay (3)</b>	<b>1800m</b>	<b>1600m</b>	<b>1400m</b>	<b>1200m</b>	<b>1000m</b>	<b>800m</b>	<b>600m</b>	<b>400m</b>	<b>200m</b>	<b>WP</b>	<b>Average</b>	
		Position in running (margin)	-	6(3.2)	7(8.4)	3(3.7)	3(3.8)	3(3.8)	4(3.4)	4(2.9)	4(2.9)	4(5.4)		5.00
		Sectional time (s)	12.50	15.18	15.24	15.92	15.83	14.45	13.83	13.97	14.07	14.24		
		Cumulative time (s)	145.23	132.73	117.55	102.31	86.39	70.56	56.11	42.28	28.31	14.24	2:25.23	
		Speed (m/s)	14.40	13.18	13.12	12.56	12.63	13.84	14.46	14.32	14.21	14.04	13.63	
		Stride length (m)	6.68	6.39	6.36	6.33	6.37	6.69	6.98	6.79	6.54	6.60	6.57	
		Stride duration (s)	0.454	0.485	0.485	0.504	0.505	0.483	0.483	0.474	0.460	0.470	0.482	
		Stride efficiency (%)	69.78	63.88	63.16	62.61	63.50	69.86	76.12	72.01	66.87	67.97	67.36	
		Stride count	26.94	31.28	31.46	31.60	31.37	29.91	28.66	29.46	30.57	30.33	301.58	



Note: Horizontal distance axis grid lines are 200m furlongs.

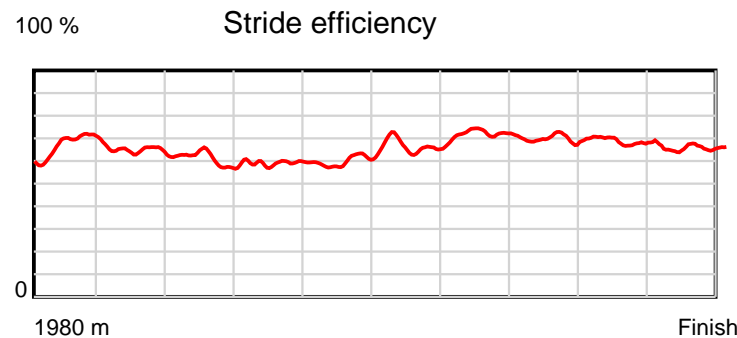
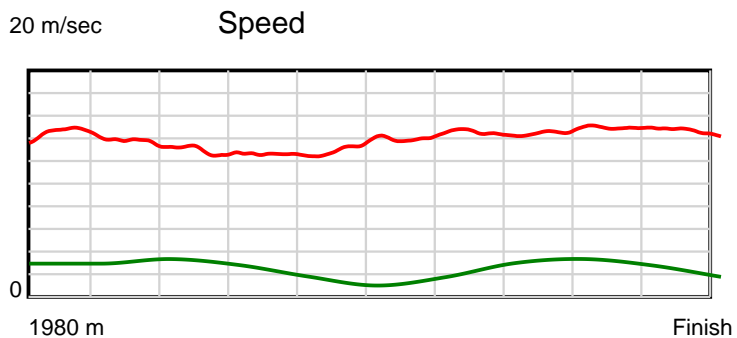
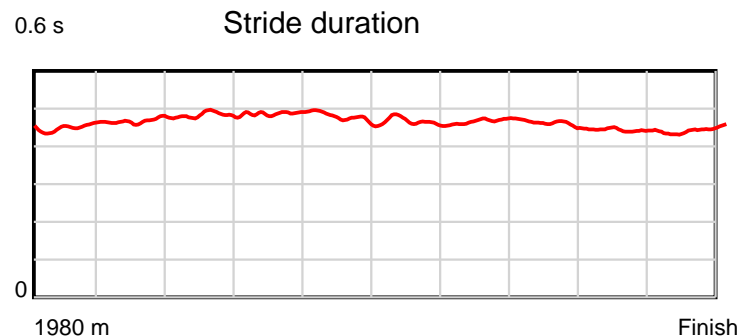
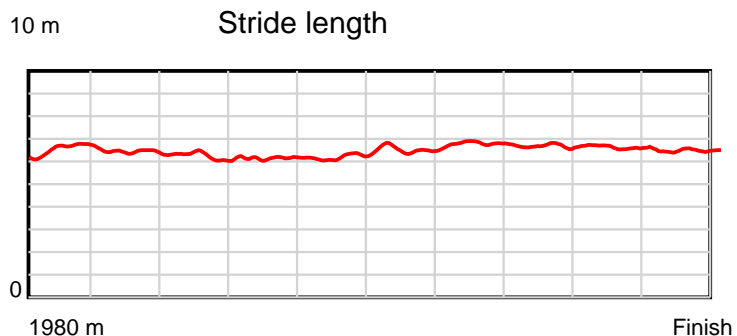
#### Disclaimer.

HRNZ and NZMTC and Thoroughbred Ratings Pty Ltd accepts no responsibility for the completeness or accuracy of any of the information contained herein, and makes no representations about its suitability for any particular purpose. Users should make their own judgements about those matters and/or seek independent advice. You assume all risks associated with use of the data provided on this page.

# Race Results

October 03, 2025, Race 9, NEVELE R 3YO FILLIES SERIES (HEAT 6) MOBILE PACE, Distance 1980m, Addington - Survey 1980m

Result	TAB no.	Horse (Barrier)	1980 to	1800m to	1600m to	1400m to	1200m to	1000m to	800m to	600m to	400m to	200m to	Total or	Margin
6th	8	Beside Me (8)	1800m	1600m	1400m	1200m	1000m	800m	600m	400m	200m	WP	Average	
		Position in running (margin)	-	7(4.9)	9(9.1)	9(9.2)	9(9.3)	8(7.4)	8(7.1)	7(6.4)	8(8.0)	7(9.1)		5.30
		Sectional time (s)	12.72	15.02	16.04	15.92	15.53	14.45	13.81	14.22	13.85	13.72		
		Cumulative time (s)	145.28	132.56	117.54	101.50	85.58	70.05	55.60	41.79	27.57	13.72	2:25.28	
		Speed (m/s)	14.15	13.32	12.47	12.56	12.88	13.84	14.48	14.06	14.44	14.58	13.63	
		Stride length (m)	6.51	6.23	6.02	6.13	6.12	6.45	6.78	6.45	6.39	6.47	6.35	
		Stride duration (s)	0.450	0.468	0.483	0.488	0.475	0.466	0.468	0.458	0.442	0.444	0.466	
		Stride efficiency (%)	66.16	60.57	56.64	58.73	58.60	65.01	71.93	64.97	63.79	65.39	62.93	
		Stride count	27.66	32.12	33.22	32.62	32.66	31.01	29.48	31.02	31.30	30.92	312.01	



Note: Horizontal distance axis grid lines are 200m furlongs.

#### Disclaimer.

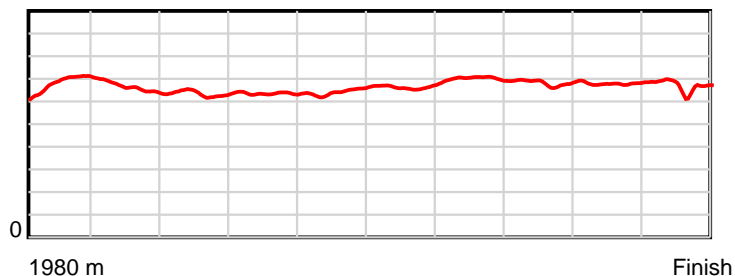
HRNZ and NZMTC and Thoroughbred Ratings Pty Ltd accepts no responsibility for the completeness or accuracy of any of the information contained herein, and makes no representations about its suitability for any particular purpose. Users should make their own judgements about those matters and/or seek independent advice. You assume all risks associated with use of the data provided on this page.

# Race Results

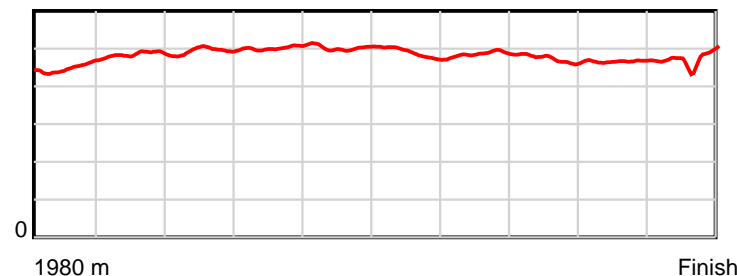
October 03, 2025, Race 9, NEVELE R 3YO FILLIES SERIES (HEAT 6) MOBILE PACE, Distance 1980m, Addington - Survey 1980m

Result	TAB no.	Horse (Barrier)	1980 to	1800m to	1600m to	1400m to	1200m to	1000m to	800m to	600m to	400m to	200m to	Total or	Margin
7th	1	Forever Dream (1)	1800m	1600m	1400m	1200m	1000m	800m	600m	400m	200m	WP	Average	
		Position in running (margin)	-	3(1.0)	3(4.6)	4(4.4)	4(4.8)	4(4.0)	5(4.2)	5(4.0)	5(4.2)	5(6.2)		5.60
		Sectional time (s)	12.06	14.91	15.98	15.98	15.70	14.56	13.88	13.98	14.00	14.30		
		Cumulative time (s)	145.35	133.29	118.38	102.40	86.42	70.72	56.16	42.28	28.30	14.30	2:25.35	
		Speed (m/s)	14.92	13.41	12.52	12.52	12.74	13.74	14.41	14.31	14.29	13.99	13.62	
		Stride length (m)	6.81	6.51	6.18	6.28	6.39	6.69	7.01	6.75	6.66	6.63	6.58	
		Stride duration (s)	0.449	0.485	0.494	0.502	0.502	0.487	0.486	0.472	0.466	0.474	0.483	
		Stride efficiency (%)	72.57	66.19	59.66	61.70	63.88	69.88	76.73	71.26	69.33	68.67	67.67	
		Stride count	26.41	30.73	32.37	31.83	31.28	29.91	28.54	29.62	30.03	30.17	300.89	

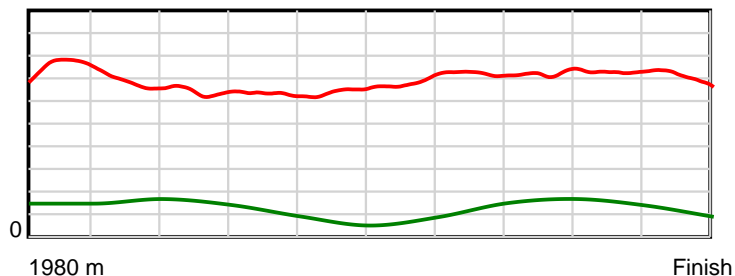
10 m Stride length



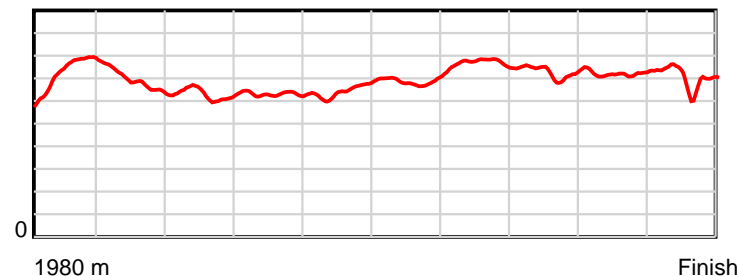
0.6 s Stride duration



20 m/sec Speed



100 % Stride efficiency



Note: Horizontal distance axis grid lines are 200m furlongs.

## Disclaimer.

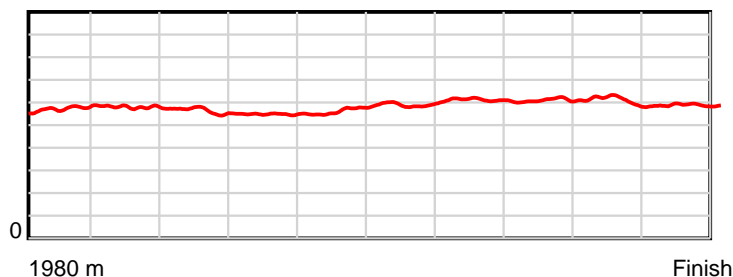
HRNZ and NZMTC and Thoroughbred Ratings Pty Ltd accepts no responsibility for the completeness or accuracy of any of the information contained herein, and makes no representations about its suitability for any particular purpose. Users should make their own judgements about those matters and/or seek independent advice. You assume all risks associated with use of the data provided on this page.

# Race Results

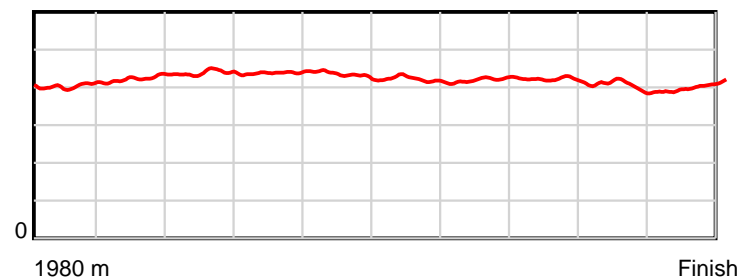
October 03, 2025, Race 9, NEVELE R 3YO FILLIES SERIES (HEAT 6) MOBILE PACE, Distance 1980m, Addington - Survey 1980m

Result	TAB no.	Horse (Barrier)	1980 to	1800m to	1600m to	1400m to	1200m to	1000m to	800m to	600m to	400m to	200m to	Total or	Margin
8th	6	Christies Art (6)	1800m	1600m	1400m	1200m	1000m	800m	600m	400m	200m	WP	Average	
		Position in running (margin)	-	10(6.8)	10(10.8)	10(11.2)	10(11.3)	10(9.6)	9(8.6)	9(7.9)	9(9.2)	10(10.4)		6.40
		Sectional time (s)	12.86	14.98	16.09	15.93	15.56	14.35	13.79	14.17	13.87	13.91		
		Cumulative time (s)	145.51	132.65	117.67	101.58	85.65	70.09	55.74	41.95	27.78	13.91	2:25.51	
		Speed (m/s)	14.00	13.35	12.43	12.55	12.85	13.94	14.50	14.11	14.42	14.38	13.61	
		Stride length (m)	5.68	5.65	5.45	5.51	5.57	5.87	6.11	5.93	5.81	5.80	5.73	
		Stride duration (s)	0.404	0.423	0.438	0.439	0.433	0.421	0.421	0.420	0.403	0.403	0.421	
		Stride efficiency (%)	50.35	49.83	46.36	47.41	48.42	53.79	58.29	54.86	52.67	52.50	51.28	
		Stride count	31.71	35.42	36.72	36.31	35.93	34.09	32.75	33.75	34.45	34.51	345.64	

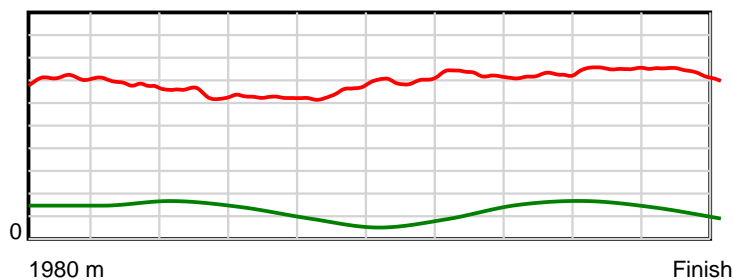
10 m Stride length



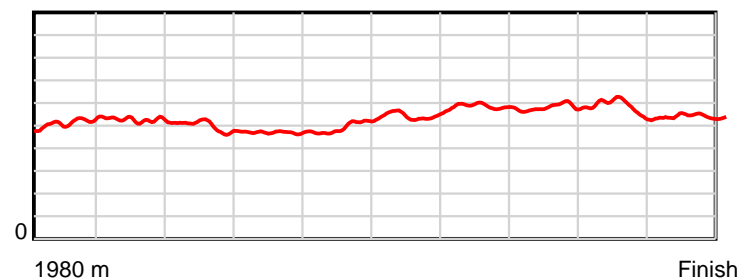
0.6 s Stride duration



20 m/sec Speed



100 % Stride efficiency



Note: Horizontal distance axis grid lines are 200m furlongs.

## Disclaimer.

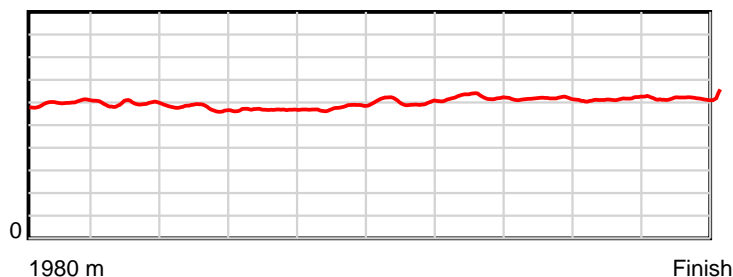
HRNZ and NZMTC and Thoroughbred Ratings Pty Ltd accepts no responsibility for the completeness or accuracy of any of the information contained herein, and makes no representations about its suitability for any particular purpose. Users should make their own judgements about those matters and/or seek independent advice. You assume all risks associated with use of the data provided on this page.

# Race Results

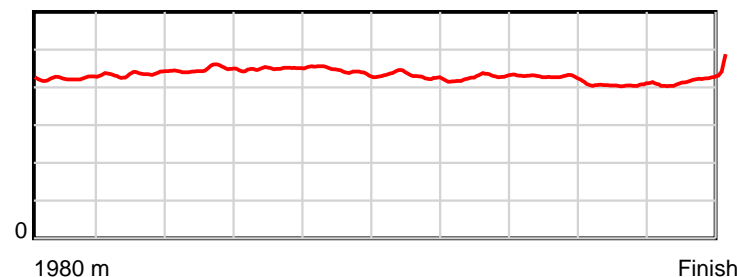
October 03, 2025, Race 9, NEVELE R 3YO FILLIES SERIES (HEAT 6) MOBILE PACE, Distance 1980m, Addington - Survey 1980m

Result	TAB no.	Horse (Barrier)	1980 to	1800m to	1600m to	1400m to	1200m to	1000m to	800m to	600m to	400m to	200m to	Total or	Margin
9th	7	Caught The Eye (7)	1800m	1600m	1400m	1200m	1000m	800m	600m	400m	200m	WP	Average	
		Position in running (margin)	-	11(7.5)	11(12.3)	11(13.1)	11(13.2)	11(11.3)	11(10.3)	11(9.5)	11(10.8)	9(10.3)		6.70
		Sectional time (s)	13.12	15.12	16.16	15.92	15.52	14.35	13.79	14.18	13.57	13.83		
		Cumulative time (s)	145.56	132.44	117.32	101.16	85.24	69.72	55.37	41.58	27.40	13.83	2:25.56	
		Speed (m/s)	13.72	13.23	12.38	12.56	12.89	13.94	14.50	14.10	14.74	14.46	13.60	
		Stride length (m)	5.91	5.76	5.54	5.66	5.69	5.99	6.21	6.00	5.99	6.17	5.88	
		Stride duration (s)	0.424	0.436	0.447	0.451	0.442	0.430	0.428	0.425	0.406	0.427	0.433	
		Stride efficiency (%)	54.61	51.90	47.90	50.05	50.63	56.09	60.28	56.29	56.01	59.58	54.12	
		Stride count	30.45	34.70	36.12	35.34	35.14	33.38	32.20	33.32	33.41	32.39	336.45	

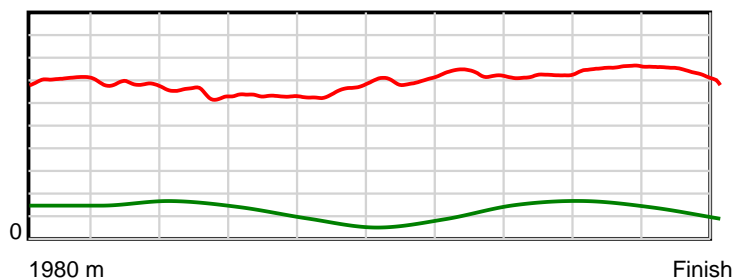
10 m Stride length



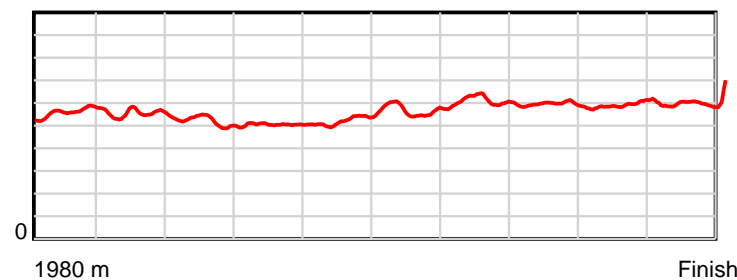
0.6 s Stride duration



20 m/sec Speed



100 % Stride efficiency



Note: Horizontal distance axis grid lines are 200m furlongs.

**Disclaimer.**

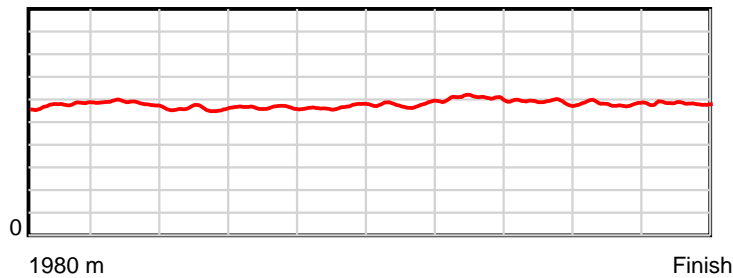
HRNZ and NZMTC and Thoroughbred Ratings Pty Ltd accepts no responsibility for the completeness or accuracy of any of the information contained herein, and makes no representations about its suitability for any particular purpose. Users should make their own judgements about those matters and/or seek independent advice. You assume all risks associated with use of the data provided on this page.

# Race Results

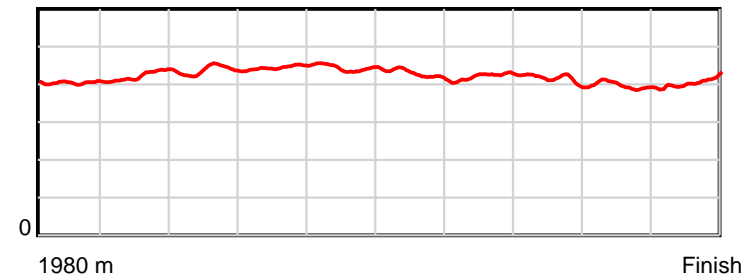
October 03, 2025, Race 9, NEVELE R 3YO FILLIES SERIES (HEAT 6) MOBILE PACE, Distance 1980m, Addington - Survey 1980m

Result	TAB no.	Horse (Barrier)	1980 to	1800m to	1600m to	1400m to	1200m to	1000m to	800m to	600m to	400m to	200m to	Total or	Margin
10th	4	<b>Better Be Quic... (4)</b>	<b>1800m</b>	<b>1600m</b>	<b>1400m</b>	<b>1200m</b>	<b>1000m</b>	<b>800m</b>	<b>600m</b>	<b>400m</b>	<b>200m</b>	<b>WP</b>	<b>Average</b>	
		Position in running (margin)	-	9(6.8)	8(9.1)	8(9.0)	8(8.6)	9(8.0)	10(9.0)	10(8.7)	10(9.9)	11(10.7)		8.30
		Sectional time (s)	13.16	14.71	16.01	15.83	15.74	14.67	13.87	14.17	13.77	13.93		
		Cumulative time (s)	145.86	132.70	117.99	101.98	86.15	70.41	55.74	41.87	27.70	13.93	2:25.86	
		Speed (m/s)	13.68	13.60	12.49	12.63	12.71	13.63	14.42	14.11	14.52	14.36	13.57	
		Stride length (m)	5.69	5.76	5.46	5.62	5.64	5.82	6.07	5.84	5.76	5.81	5.74	
		Stride duration (s)	0.404	0.424	0.437	0.445	0.444	0.427	0.421	0.414	0.397	0.405	0.423	
		Stride efficiency (%)	50.58	51.84	46.61	49.40	49.67	52.95	57.63	53.34	51.91	52.74	51.57	
		Stride count	31.64	34.72	36.62	35.57	35.48	34.36	32.93	34.23	34.70	34.43	344.68	

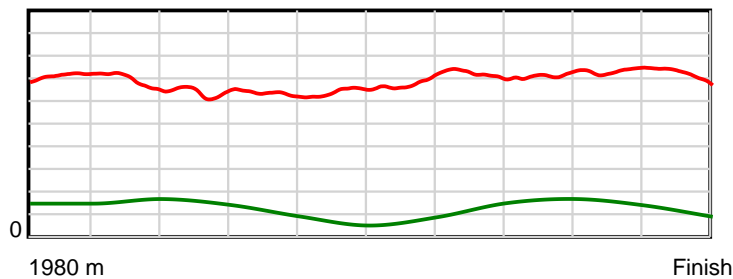
10 m Stride length



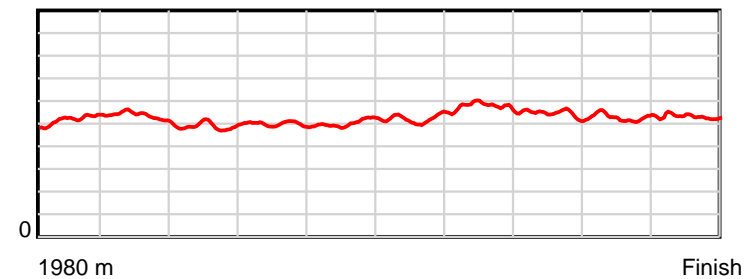
0.6 s Stride duration



20 m/sec Speed



100 % Stride efficiency



Note: Horizontal distance axis grid lines are 200m furlongs.

**Disclaimer.**

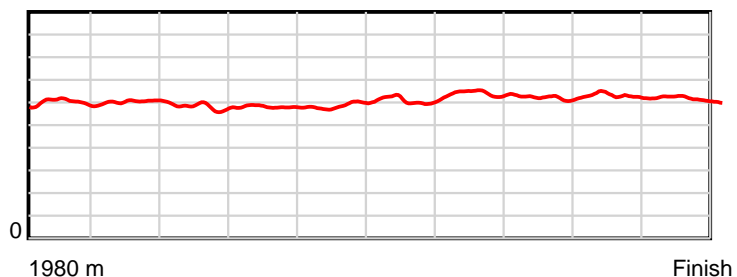
HRNZ and NZMTC and Thoroughbred Ratings Pty Ltd accepts no responsibility for the completeness or accuracy of any of the information contained herein, and makes no representations about its suitability for any particular purpose. Users should make their own judgements about those matters and/or seek independent advice. You assume all risks associated with use of the data provided on this page.

# Race Results

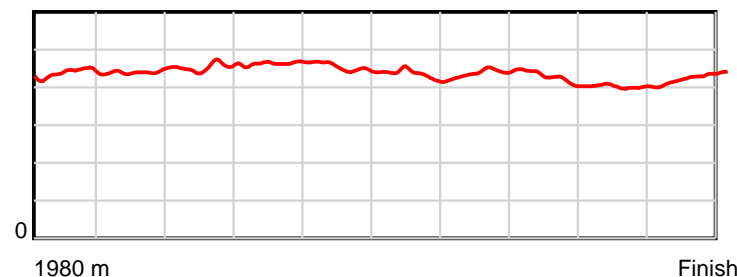
October 03, 2025, Race 9, NEVELE R 3YO FILLIES SERIES (HEAT 6) MOBILE PACE, Distance 1980m, Addington - Survey 1980m

Result	TAB no.	Horse (Barrier)	1980 to	1800m to	1600m to	1400m to	1200m to	1000m to	800m to	600m to	400m to	200m to	Total or	Margin
11th	9	<b>Queen Tyron (9)</b>	<b>1800m</b>	<b>1600m</b>	<b>1400m</b>	<b>1200m</b>	<b>1000m</b>	<b>800m</b>	<b>600m</b>	<b>400m</b>	<b>200m</b>	<b>WP</b>	<b>Average</b>	
		Position in running (margin)	-	12(9.8)	12(13.7)	12(15.2)	12(15.2)	12(13.6)	12(12.2)	12(11.3)	12(11.4)	12(10.9)		8.50
		Sectional time (s)	13.58	14.96	16.27	15.91	15.58	14.29	13.76	13.99	13.57	14.00		
		Cumulative time (s)	145.91	132.33	117.37	101.10	85.19	69.61	55.32	41.56	27.57	14.00	2:25.91	
		Speed (m/s)	13.25	13.37	12.29	12.57	12.84	14.00	14.53	14.30	14.74	14.29	13.57	
		Stride length (m)	5.95	5.90	5.58	5.83	5.80	6.06	6.40	6.04	5.93	6.14	5.96	
		Stride duration (s)	0.439	0.441	0.454	0.464	0.452	0.433	0.440	0.423	0.402	0.430	0.439	
		Stride efficiency (%)	55.31	54.35	48.74	53.08	52.57	57.41	64.00	57.03	54.86	58.96	55.44	
		Stride count	30.26	33.91	35.81	34.31	34.48	33.00	31.25	33.10	33.75	32.56	332.43	

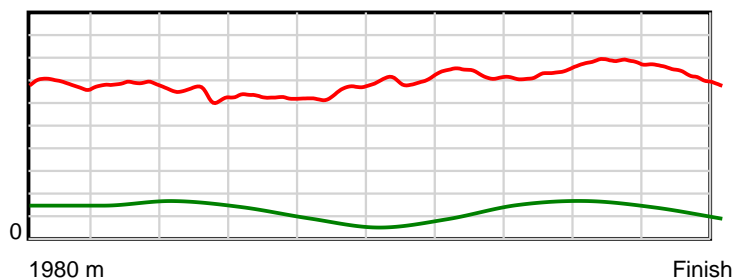
10 m Stride length



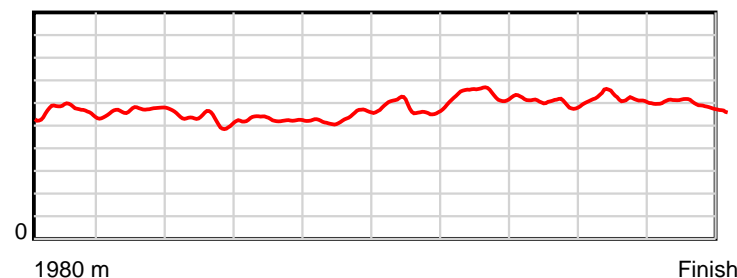
0.6 s Stride duration



20 m/sec Speed



100 % Stride efficiency



Note: Horizontal distance axis grid lines are 200m furlongs.

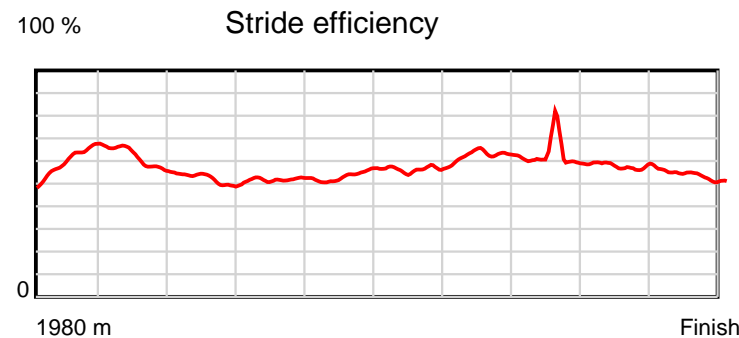
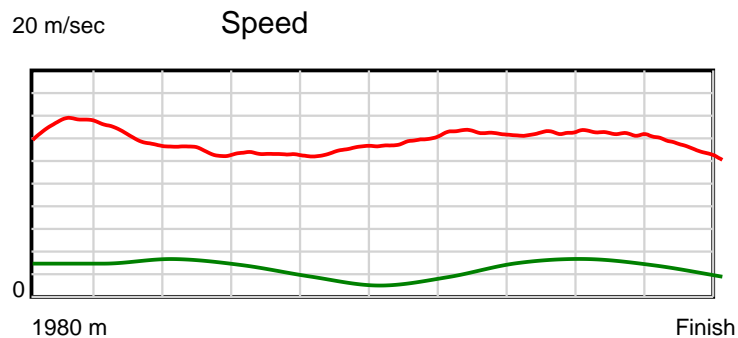
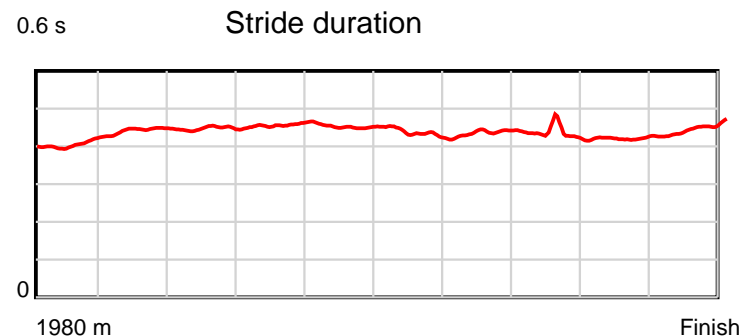
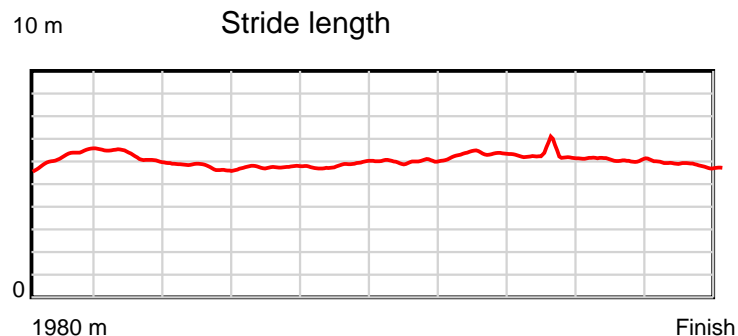
## Disclaimer.

HRNZ and NZMTC and Thoroughbred Ratings Pty Ltd accepts no responsibility for the completeness or accuracy of any of the information contained herein, and makes no representations about its suitability for any particular purpose. Users should make their own judgements about those matters and/or seek independent advice. You assume all risks associated with use of the data provided on this page.

# Race Results

October 03, 2025, Race 9, NEVELE R 3YO FILLIES SERIES (HEAT 6) MOBILE PACE, Distance 1980m, Addington - Survey 1980m

Result	TAB no.	Horse (Barrier)	1980 to	1800m to	1600m to	1400m to	1200m to	1000m to	800m to	600m to	400m to	200m to	Total or	Margin
12th	11	<b>Bettor Than Li... (11)</b>	<b>1800m</b>	<b>1600m</b>	<b>1400m</b>	<b>1200m</b>	<b>1000m</b>	<b>800m</b>	<b>600m</b>	<b>400m</b>	<b>200m</b>	<b>WP</b>	<b>Average</b>	
		Position in running (margin)	-	4(2.9)	4(4.7)	5(5.5)	5(5.6)	5(5.1)	6(5.3)	6(4.6)	6(5.4)	8(9.7)		14.60
		Sectional time (s)	12.41	14.63	16.14	15.92	15.76	14.55	13.80	14.09	14.36	15.40		
		Cumulative time (s)	147.06	134.65	120.02	103.88	87.96	72.20	57.65	43.85	29.76	15.40	2:27.06	
		Speed (m/s)	14.50	13.67	12.39	12.56	12.69	13.75	14.49	14.19	13.93	12.99	13.46	
		Stride length (m)	6.17	6.05	5.54	5.74	5.73	5.98	6.34	6.13	5.88	5.84	5.93	
		Stride duration (s)	0.405	0.443	0.447	0.457	0.452	0.435	0.437	0.432	0.422	0.449	0.440	
		Stride efficiency (%)	59.53	57.29	47.91	51.45	51.36	55.83	62.79	58.74	53.96	53.20	54.91	
		Stride count	29.16	33.03	36.12	34.86	34.89	33.46	31.55	32.62	34.04	34.28	334.01	



Note: Horizontal distance axis grid lines are 200m furlongs.

#### Disclaimer.

HRNZ and NZMTC and Thoroughbred Ratings Pty Ltd accepts no responsibility for the completeness or accuracy of any of the information contained herein, and makes no representations about its suitability for any particular purpose. Users should make their own judgements about those matters and/or seek independent advice. You assume all risks associated with use of the data provided on this page.