



Race Results

NZ Metropolitan Trotting Club Inc, HRNZ, October 08, 2025

Compilation date: October 8, 2025, 8:06:01 PM (NZDT)

Copyright © 2025 HRNZ and NZMTC. All rights reserved.

Trademarks.

StrideMASTER is a registered trademark of Thoroughbred Ratings Pty Ltd.

Disclaimer.

HRNZ and NZMTC and Thoroughbred Ratings Pty Ltd accepts no responsibility for the completeness or accuracy of any of the information contained herein, and makes no representations about its suitability for any particular purpose. Users should make their own judgements about those matters and/or seek independent advice. You assume all risks associated with use of the data provided on this page.



Race Results



October 08, 2025, Race 7, BACKING BLAIR FANZONE 10 OCTOBER TROT, Distance 2600m, Addington - Survey 3200m

Result	TAB no.	Horse (Barrier)	2600 to	2400m to
1st	9	Brianna (10)	2400m	2200m
		Position in running (margin)	-	5(10.9)
		Sectional time (s)	17.59	15.39
		Cumulative time (s)	203.26	185.67
		Speed (m/s)	11.37	13.00
		Stride length (m)	5.96	6.38
		Stride duration (s)	0.476	0.491
		Stride efficiency (%)	55.54	63.59
		Stride count	33.55	31.35

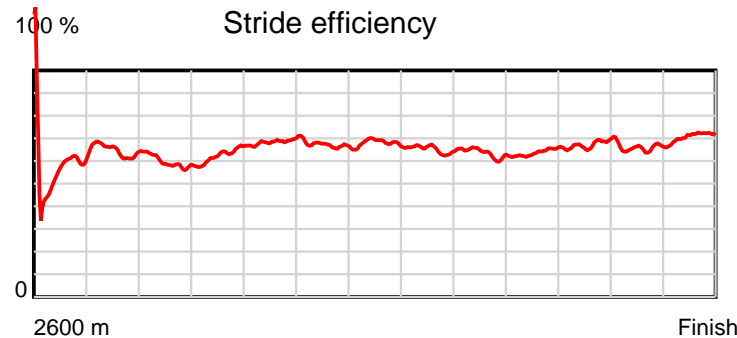
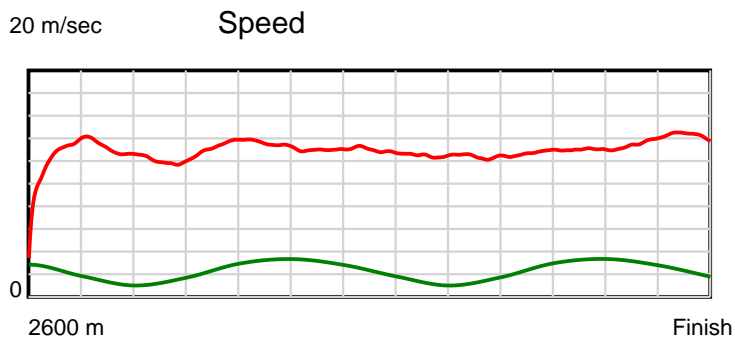
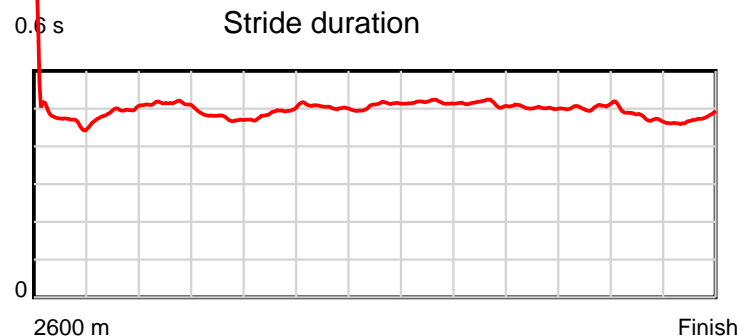
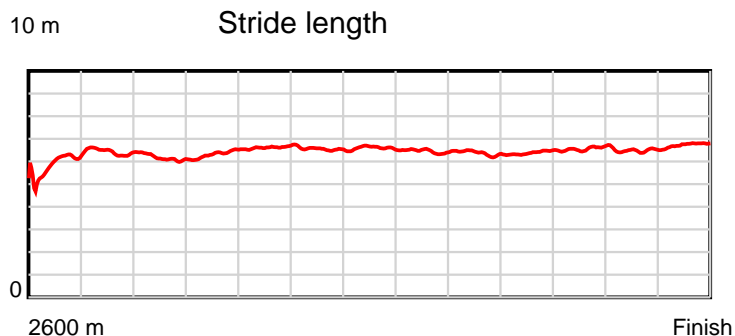
Disclaimer.

HRNZ and NZMTC and Thoroughbred Ratings Pty Ltd accepts no responsibility for the completeness or accuracy of any of the information contained herein, and makes no representations about its suitability for any particular purpose. Users should make their own judgements about those matters and/or seek independent advice. You assume all risks associated with use of the data provided on this page.

Race Results

October 08, 2025, Race 7, BACKING BLAIR FANZONE 10 OCTOBER TROT, Distance 2600m, Addington - Survey 3200m

Result	TAB no.	Horse (Barrier)	2200m to	2000m to	1800m to	1600m to	1400m to	1200m to	1000m to	800m to	600m to	400m to	200m to	Total or	Margin
1st	9	Brianna (10)	2000m	1800m	1600m	1400m	1200m	1000m	800m	600m	400m	200m	WP	Average	
		Position in running (margin)	4(6.7)	4(6.1)	4(5.3)	4(6.2)	4(6.5)	4(6.1)	4(6.3)	5(5.7)	7(5.5)	7(6.0)	5(3.6)		0.00
		Sectional time (s)	16.62	15.05	14.89	15.61	15.48	16.12	16.16	15.73	15.48	15.07	14.07		
		Cumulative time (s)	170.28	153.66	138.61	123.72	108.11	92.63	76.51	60.35	44.62	29.14	14.07	3:23.26	
		Speed (m/s)	12.03	13.29	13.43	12.81	12.92	12.41	12.38	12.71	12.92	13.27	14.21	12.79	
		Stride length (m)	6.18	6.35	6.56	6.47	6.57	6.41	6.36	6.39	6.52	6.37	6.73	6.40	
		Stride duration (s)	0.514	0.478	0.488	0.505	0.508	0.517	0.514	0.503	0.505	0.480	0.474	0.500	
		Stride efficiency (%)	59.64	63.04	67.17	65.36	67.36	64.23	63.16	63.89	66.38	63.32	70.87	63.96	
		Stride count	32.37	31.49	30.51	30.93	30.46	31.20	31.46	31.28	30.69	31.42	29.70	406.41	



Note: Horizontal distance axis grid lines are 200m furlongs.

Disclaimer.

HRNZ and NZMTC and Thoroughbred Ratings Pty Ltd accepts no responsibility for the completeness or accuracy of any of the information contained herein, and makes no representations about its suitability for any particular purpose. Users should make their own judgements about those matters and/or seek independent advice. You assume all risks associated with use of the data provided on this page.



Race Results



October 08, 2025, Race 7, BACKING BLAIR FANZONE 10 OCTOBER TROT, Distance 2600m, Addington - Survey 3200m

Result	TAB no.	Horse (Barrier)	2600 to	2400m to
2nd	7	Solemn Son (8)	2400m	2200m
		Position in running (margin)	-	8(24.8)
		Sectional time (s)	19.84	15.84
		Cumulative time (s)	203.48	183.64
		Speed (m/s)	10.08	12.63
		Stride length (m)	4.69	5.57
		Stride duration (s)	0.453	0.441
		Stride efficiency (%)	34.43	48.49
		Stride count	42.61	35.90

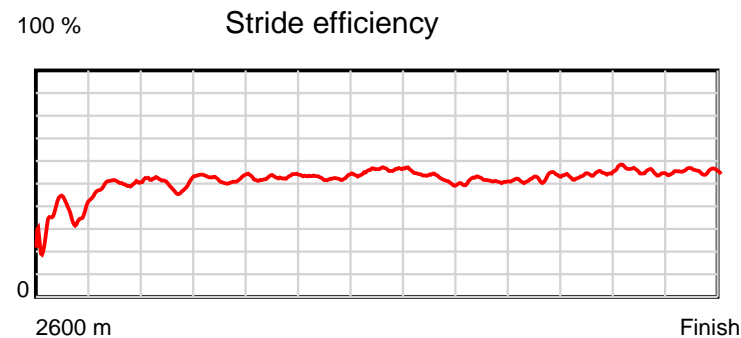
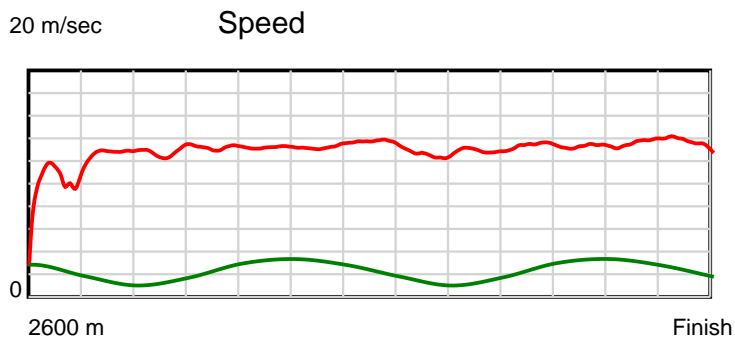
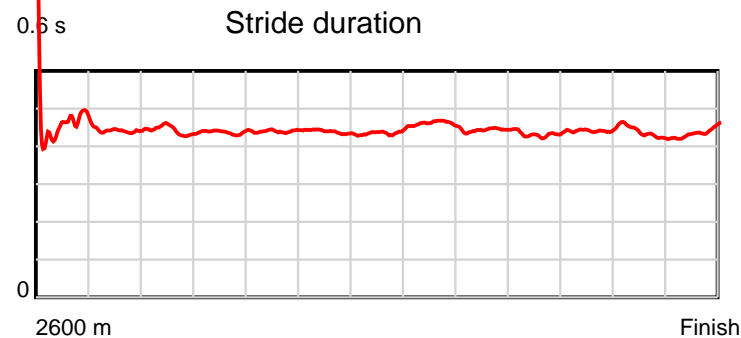
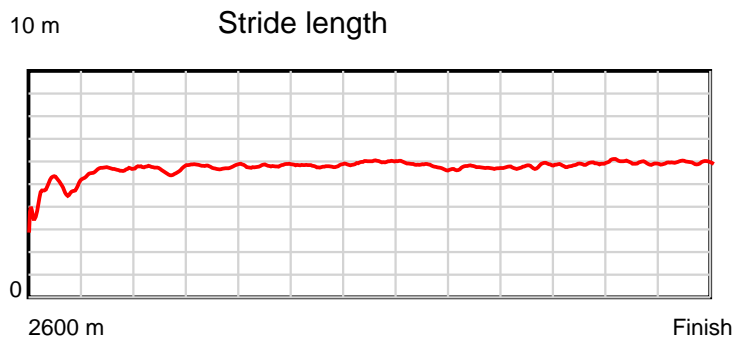
Disclaimer.

HRNZ and NZMTC and Thoroughbred Ratings Pty Ltd accepts no responsibility for the completeness or accuracy of any of the information contained herein, and makes no representations about its suitability for any particular purpose. Users should make their own judgements about those matters and/or seek independent advice. You assume all risks associated with use of the data provided on this page.

Race Results

October 08, 2025, Race 7, BACKING BLAIR FANZONE 10 OCTOBER TROT, Distance 2600m, Addington - Survey 3200m

Result	TAB no.	Horse (Barrier)	2200m to	2000m to	1800m to	1600m to	1400m to	1200m to	1000m to	800m to	600m to	400m to	200m to	Total or	Margin
2nd	7	Solemn Son (8)	2000m	1800m	1600m	1400m	1200m	1000m	800m	600m	400m	200m	WP	Average	
		Position in running (margin)	7(23.3)	7(17.7)	7(18.4)	7(21.1)	7(19.6)	7(13.8)	7(13.3)	7(9.6)	6(4.7)	5(4.1)	2(1.2)		1.20
		Sectional time (s)	15.79	15.29	15.19	15.32	14.57	16.02	15.62	14.95	15.30	14.97	14.78		
		Cumulative time (s)	167.80	152.01	136.72	121.53	106.21	91.64	75.62	60.00	45.05	29.75	14.78	3:23.48	
		Speed (m/s)	12.67	13.08	13.17	13.05	13.73	12.48	12.80	13.38	13.07	13.36	13.53	12.78	
		Stride length (m)	5.59	5.73	5.79	5.73	5.97	5.75	5.67	5.78	5.77	5.83	5.93	5.66	
		Stride duration (s)	0.442	0.438	0.439	0.439	0.435	0.460	0.443	0.432	0.442	0.436	0.438	0.443	
		Stride efficiency (%)	48.92	51.25	52.35	51.28	55.72	51.61	50.18	52.12	52.05	53.08	55.04	50.02	
		Stride count	35.75	34.92	34.56	34.91	33.49	34.80	35.29	34.63	34.65	34.32	33.70	459.53	



Note: Horizontal distance axis grid lines are 200m furlongs.

Disclaimer.

HRNZ and NZMTC and Thoroughbred Ratings Pty Ltd accepts no responsibility for the completeness or accuracy of any of the information contained herein, and makes no representations about its suitability for any particular purpose. Users should make their own judgements about those matters and/or seek independent advice. You assume all risks associated with use of the data provided on this page.



Race Results



October 08, 2025, Race 7, BACKING BLAIR FANZONE 10 OCTOBER TROT, Distance 2600m, Addington - Survey 3200m

Result	TAB no.	Horse (Barrier)	2600 to	2400m to
3rd	11	Mikko Koivu (0)	2400m	2200m
		Position in running (margin)	-	6(17.2)
		Sectional time (s)	18.71	15.30
		Cumulative time (s)	203.60	184.89
		Speed (m/s)	10.69	13.07
		Stride length (m)	5.71	6.12
		Stride duration (s)	0.476	0.468
		Stride efficiency (%)	50.93	58.47
		Stride count	35.03	32.70

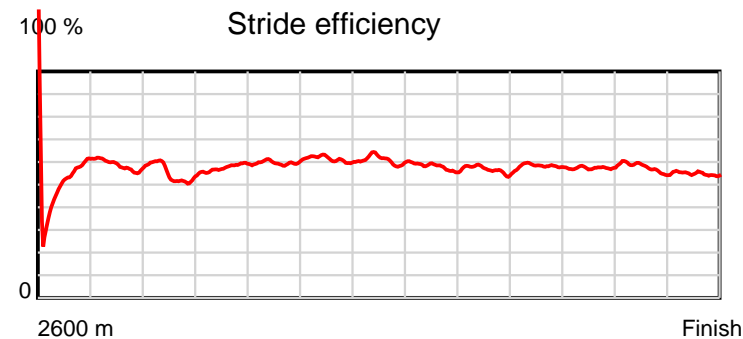
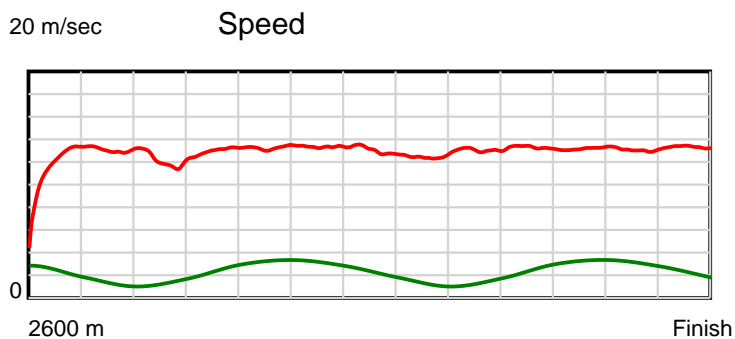
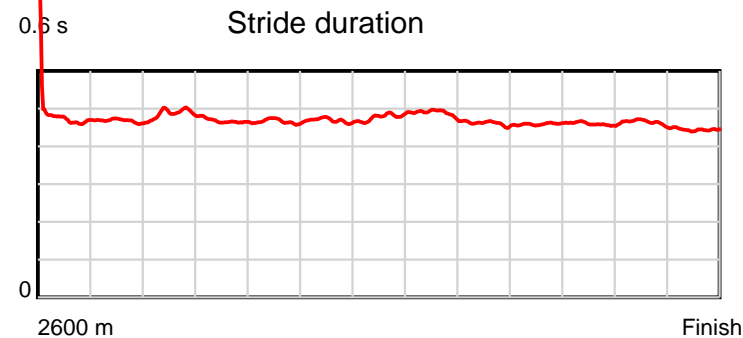
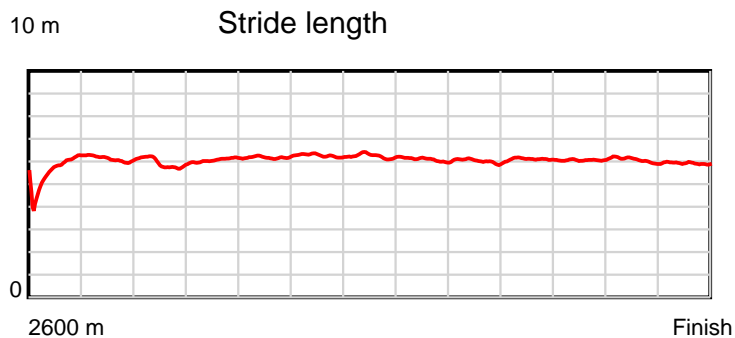
Disclaimer.

HRNZ and NZMTC and Thoroughbred Ratings Pty Ltd accepts no responsibility for the completeness or accuracy of any of the information contained herein, and makes no representations about its suitability for any particular purpose. Users should make their own judgements about those matters and/or seek independent advice. You assume all risks associated with use of the data provided on this page.

Race Results

October 08, 2025, Race 7, BACKING BLAIR FANZONE 10 OCTOBER TROT, Distance 2600m, Addington - Survey 3200m

Result	TAB no.	Horse (Barrier)	2200m to	2000m to	1800m to	1600m to	1400m to	1200m to	1000m to	800m to	600m to	400m to	200m to	Total or	Margin
3rd	11	Mikko Koivu (0)	2000m	1800m	1600m	1400m	1200m	1000m	800m	600m	400m	200m	WP	Average	
		Position in running (margin)	6(12.5)	6(10.4)	6(12.9)	6(14.2)	6(11.2)	6(10.5)	6(10.1)	4(4.9)	2(0.5)	1(0.0)	1(0.0)		1.90
		Sectional time (s)	16.39	15.59	14.97	15.05	15.43	16.03	15.38	15.03	15.32	15.45	14.95		
		Cumulative time (s)	169.59	153.20	137.61	122.64	107.59	92.16	76.13	60.75	45.72	30.40	14.95	3:23.60	
		Speed (m/s)	12.20	12.83	13.36	13.29	12.96	12.48	13.00	13.31	13.05	12.94	13.38	12.77	
		Stride length (m)	5.94	6.00	6.22	6.23	6.20	6.08	6.00	6.11	6.00	5.99	5.95	6.04	
		Stride duration (s)	0.487	0.468	0.466	0.469	0.478	0.488	0.461	0.459	0.459	0.463	0.445	0.473	
		Stride efficiency (%)	55.16	56.28	60.48	60.64	60.05	57.85	56.20	58.29	56.23	56.12	55.30	56.99	
		Stride count	33.66	33.33	32.15	32.10	32.26	32.87	33.35	32.75	33.34	33.37	33.62	430.53	



Note: Horizontal distance axis grid lines are 200m furlongs.

Disclaimer.

HRNZ and NZMTC and Thoroughbred Ratings Pty Ltd accepts no responsibility for the completeness or accuracy of any of the information contained herein, and makes no representations about its suitability for any particular purpose. Users should make their own judgements about those matters and/or seek independent advice. You assume all risks associated with use of the data provided on this page.



Race Results



October 08, 2025, Race 7, BACKING BLAIR FANZONE 10 OCTOBER TROT, Distance 2600m, Addington - Survey 3200m

Result	TAB no.	Horse (Barrier)	2600 to	2400m to
4th	2	Royal Diedre (3)	2400m	2200m
		Position in running (margin)	-	3(4.7)
		Sectional time (s)	16.49	15.68
		Cumulative time (s)	203.73	187.24
		Speed (m/s)	12.13	12.76
		Stride length (m)	5.60	5.96
		Stride duration (s)	0.458	0.467
		Stride efficiency (%)	49.02	55.45
		Stride count	35.71	33.57

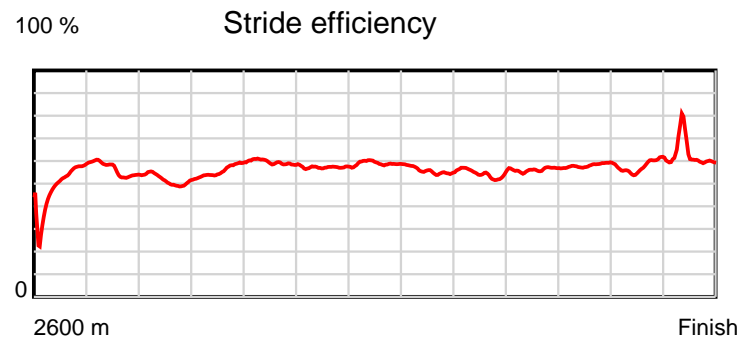
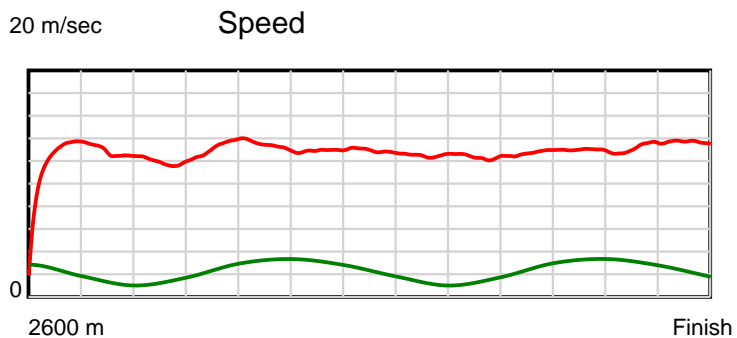
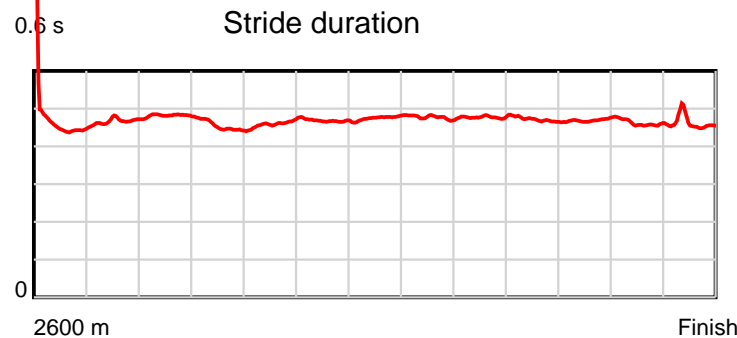
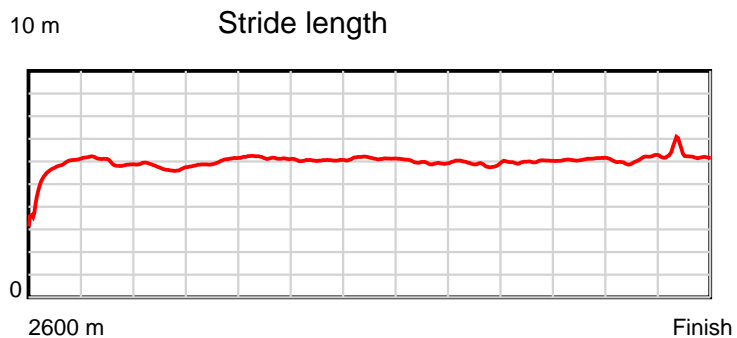
Disclaimer.

HRNZ and NZMTC and Thoroughbred Ratings Pty Ltd accepts no responsibility for the completeness or accuracy of any of the information contained herein, and makes no representations about its suitability for any particular purpose. Users should make their own judgements about those matters and/or seek independent advice. You assume all risks associated with use of the data provided on this page.

Race Results

October 08, 2025, Race 7, BACKING BLAIR FANZONE 10 OCTOBER TROT, Distance 2600m, Addington - Survey 3200m

Result	TAB no.	Horse (Barrier)	2200m to	2000m to	1800m to	1600m to	1400m to	1200m to	1000m to	800m to	600m to	400m to	200m to	Total or	Margin
4th	2	Royal Diedre (3)	2000m	1800m	1600m	1400m	1200m	1000m	800m	600m	400m	200m	WP	Average	
		Position in running (margin)	2(2.2)	2(1.7)	3(2.3)	3(4.1)	3(4.5)	3(4.0)	3(3.9)	3(3.7)	5(3.6)	6(4.2)	4(3.5)		2.70
		Sectional time (s)	16.63	15.29	15.05	15.63	15.45	16.07	16.22	15.74	15.51	15.33	14.64		
		Cumulative time (s)	171.56	154.93	139.64	124.59	108.96	93.51	77.44	61.22	45.48	29.97	14.64	3:23.73	
		Speed (m/s)	12.03	13.08	13.29	12.80	12.94	12.45	12.33	12.71	12.89	13.05	13.66	12.76	
		Stride length (m)	5.79	5.94	6.11	5.99	6.15	5.94	5.89	5.98	6.05	6.02	6.28	5.97	
		Stride duration (s)	0.482	0.454	0.460	0.468	0.475	0.477	0.478	0.471	0.469	0.462	0.460	0.468	
		Stride efficiency (%)	52.43	55.20	58.39	56.09	59.13	55.07	54.19	55.97	57.27	56.68	61.65	55.77	
		Stride count	34.53	33.65	32.72	33.38	32.51	33.69	33.96	33.42	33.04	33.21	31.84	435.23	



Note: Horizontal distance axis grid lines are 200m furlongs.

Disclaimer.

HRNZ and NZMTC and Thoroughbred Ratings Pty Ltd accepts no responsibility for the completeness or accuracy of any of the information contained herein, and makes no representations about its suitability for any particular purpose. Users should make their own judgements about those matters and/or seek independent advice. You assume all risks associated with use of the data provided on this page.



Race Results



October 08, 2025, Race 7, BACKING BLAIR FANZONE 10 OCTOBER TROT, Distance 2600m, Addington - Survey 3200m

Result	TAB no.	Horse (Barrier)	2600 to	2400m to
5th	4	Lindy's Rocket (5)	2400m	2200m
		Position in running (margin)	-	1(0.0)
		Sectional time (s)	15.61	17.77
		Cumulative time (s)	204.03	188.42
		Speed (m/s)	12.81	11.25
		Stride length (m)	5.88	5.52
		Stride duration (s)	0.460	0.490
		Stride efficiency (%)	54.06	47.58
		Stride count	34.00	36.25

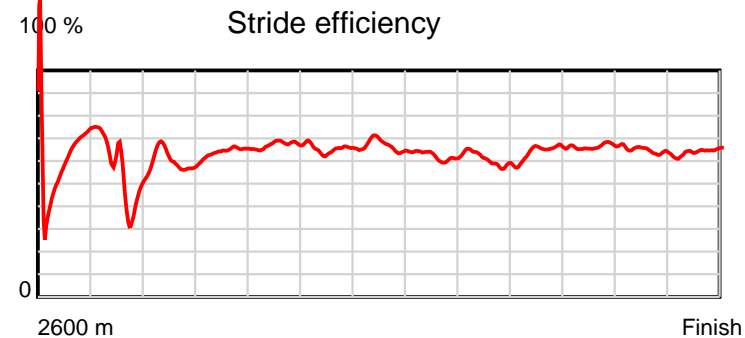
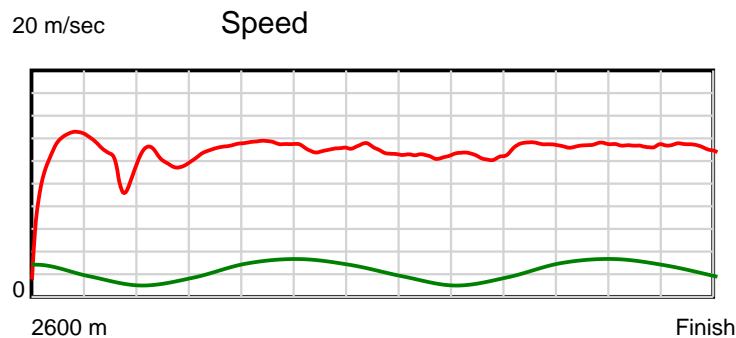
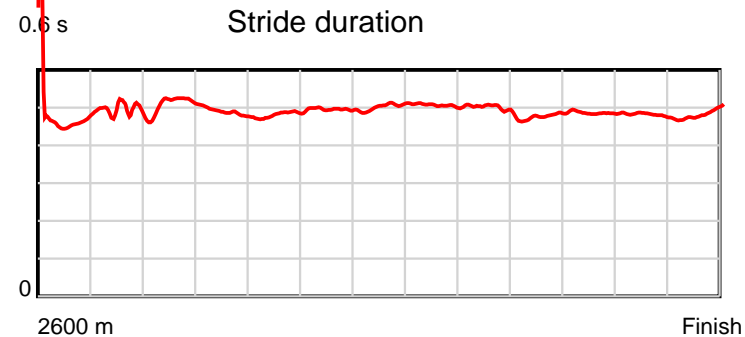
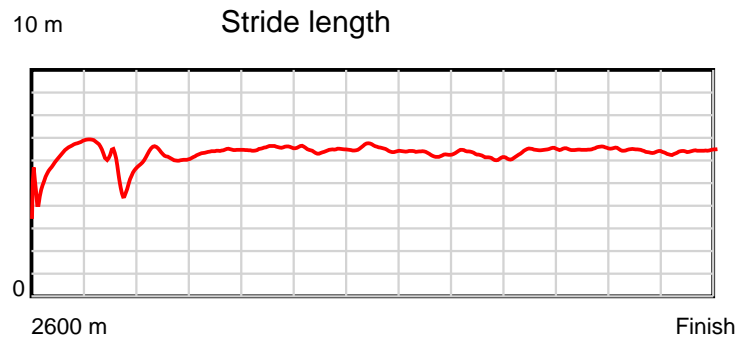
Disclaimer.

HRNZ and NZMTC and Thoroughbred Ratings Pty Ltd accepts no responsibility for the completeness or accuracy of any of the information contained herein, and makes no representations about its suitability for any particular purpose. Users should make their own judgements about those matters and/or seek independent advice. You assume all risks associated with use of the data provided on this page.

Race Results

October 08, 2025, Race 7, BACKING BLAIR FANZONE 10 OCTOBER TROT, Distance 2600m, Addington - Survey 3200m

Result	TAB no.	Horse (Barrier)	2200m to	2000m to	1800m to	1600m to	1400m to	1200m to	1000m to	800m to	600m to	400m to	200m to	Total or	Margin
5th	4	Lindy's Rocket (5)	2000m	1800m	1600m	1400m	1200m	1000m	800m	600m	400m	200m	WP	Average	
		Position in running (margin)	5(10.1)	5(8.2)	5(9.1)	5(10.1)	5(9.5)	5(8.8)	5(8.5)	6(7.6)	4(2.6)	4(2.7)	3(2.2)		4.40
		Sectional time (s)	16.41	15.33	14.90	15.48	15.41	16.05	16.10	14.93	15.43	15.37	15.24		
		Cumulative time (s)	170.65	154.24	138.91	124.01	108.53	93.12	77.07	60.97	46.04	30.61	15.24	3:24.03	
		Speed (m/s)	12.19	13.05	13.42	12.92	12.98	12.46	12.42	13.40	12.96	13.01	13.12	12.74	
		Stride length (m)	6.23	6.37	6.46	6.41	6.53	6.30	6.21	6.38	6.31	6.25	6.37	6.24	
		Stride duration (s)	0.511	0.488	0.481	0.496	0.503	0.506	0.500	0.476	0.486	0.480	0.485	0.489	
		Stride efficiency (%)	60.67	63.41	65.12	64.12	66.61	62.07	60.32	63.56	62.13	61.03	63.35	60.75	
		Stride count	32.10	31.40	30.98	31.22	30.63	31.73	32.19	31.36	31.72	32.00	31.41	416.99	



Note: Horizontal distance axis grid lines are 200m furlongs.

Disclaimer.

HRNZ and NZMTC and Thoroughbred Ratings Pty Ltd accepts no responsibility for the completeness or accuracy of any of the information contained herein, and makes no representations about its suitability for any particular purpose. Users should make their own judgements about those matters and/or seek independent advice. You assume all risks associated with use of the data provided on this page.



Race Results



October 08, 2025, Race 7, BACKING BLAIR FANZONE 10 OCTOBER TROT, Distance 2600m, Addington - Survey 3200m

Result	TAB no.	Horse (Barrier)	2600 to	2400m to
6th	5	Mode (6)	2400m	2200m
		Position in running (margin)	-	9(34.8)
		Sectional time (s)	21.47	15.01
		Cumulative time (s)	205.10	183.63
		Speed (m/s)	9.32	13.32
		Stride length (m)	4.38	6.09
		Stride duration (s)	0.450	0.457
		Stride efficiency (%)	29.99	57.93
		Stride count	45.65	32.85

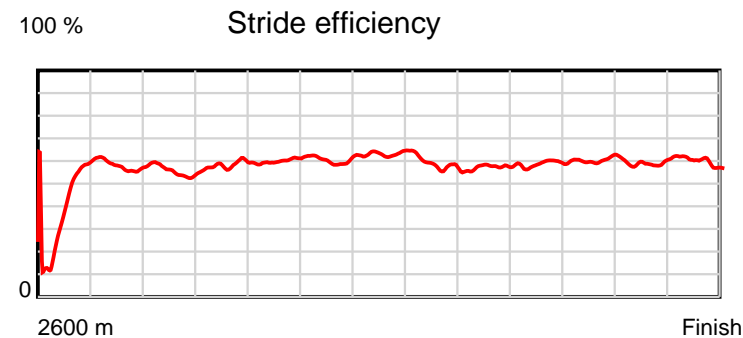
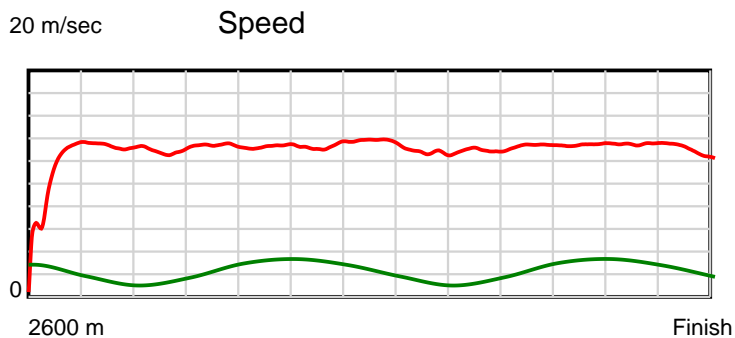
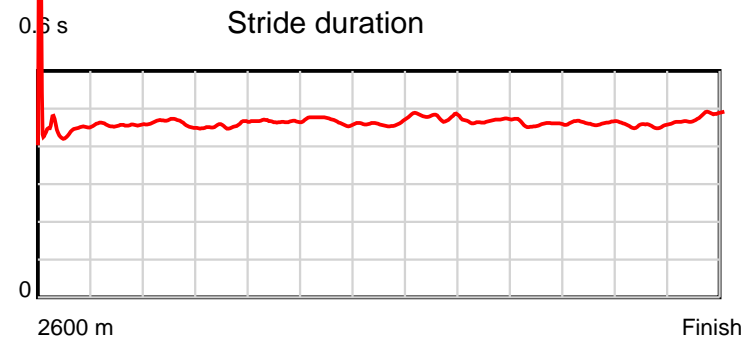
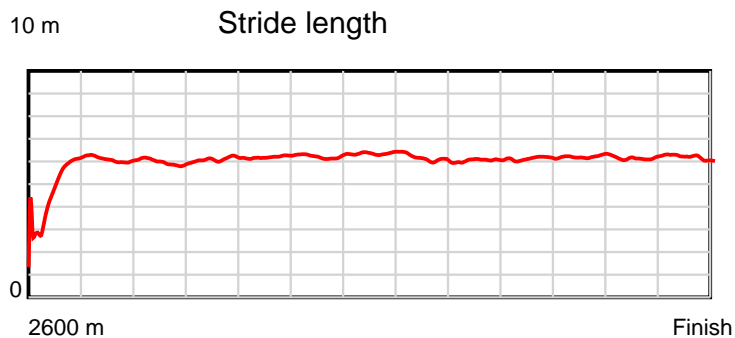
Disclaimer.

HRNZ and NZMTC and Thoroughbred Ratings Pty Ltd accepts no responsibility for the completeness or accuracy of any of the information contained herein, and makes no representations about its suitability for any particular purpose. Users should make their own judgements about those matters and/or seek independent advice. You assume all risks associated with use of the data provided on this page.

Race Results

October 08, 2025, Race 7, BACKING BLAIR FANZONE 10 OCTOBER TROT, Distance 2600m, Addington - Survey 3200m

Result	TAB no.	Horse (Barrier)	2200m to	2000m to	1800m to	1600m to	1400m to	1200m to	1000m to	800m to	600m to	400m to	200m to	Total or	Margin
6th	5	Mode (6)	2000m	1800m	1600m	1400m	1200m	1000m	800m	600m	400m	200m	WP	Average	
		Position in running (margin)	8(28.3)	8(21.5)	8(20.5)	8(23.7)	8(21.9)	8(15.9)	8(15.0)	8(12.0)	8(7.6)	8(6.5)	7(5.6)		10.50
		Sectional time (s)	15.59	15.02	15.27	15.27	14.55	15.94	15.75	15.03	15.22	15.30	15.68		
		Cumulative time (s)	168.62	153.03	138.01	122.74	107.47	92.92	76.98	61.23	46.20	30.98	15.68	3:25.10	
		Speed (m/s)	12.83	13.32	13.10	13.10	13.75	12.55	12.70	13.31	13.14	13.07	12.76	12.68	
		Stride length (m)	5.94	6.06	6.10	6.14	6.33	6.01	5.95	6.10	6.08	5.95	6.12	5.90	
		Stride duration (s)	0.463	0.455	0.466	0.468	0.461	0.479	0.468	0.459	0.463	0.455	0.480	0.465	
		Stride efficiency (%)	55.07	57.38	58.23	58.85	62.66	56.39	55.25	58.20	57.81	55.39	58.47	54.32	
		Stride count	33.69	33.00	32.76	32.59	31.59	33.29	33.64	32.77	32.88	33.59	32.70	441.00	



Note: Horizontal distance axis grid lines are 200m furlongs.

Disclaimer.

HRNZ and NZMTC and Thoroughbred Ratings Pty Ltd accepts no responsibility for the completeness or accuracy of any of the information contained herein, and makes no representations about its suitability for any particular purpose. Users should make their own judgements about those matters and/or seek independent advice. You assume all risks associated with use of the data provided on this page.



Race Results



October 08, 2025, Race 7, BACKING BLAIR FANZONE 10 OCTOBER TROT, Distance 2600m, Addington - Survey 3200m

Result	TAB no.	Horse (Barrier)	2600 to	2400m to
7th	3	Five Monkeys (4)	2400m	2200m
		Position in running (margin)	-	2(2.3)
		Sectional time (s)	16.09	15.70
		Cumulative time (s)	205.12	189.03
		Speed (m/s)	12.43	12.74
		Stride length (m)	5.46	5.96
		Stride duration (s)	0.436	0.468
		Stride efficiency (%)	46.63	55.49
		Stride count	36.61	33.56

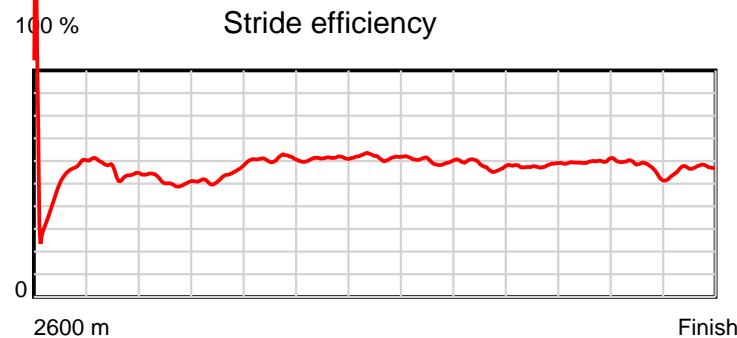
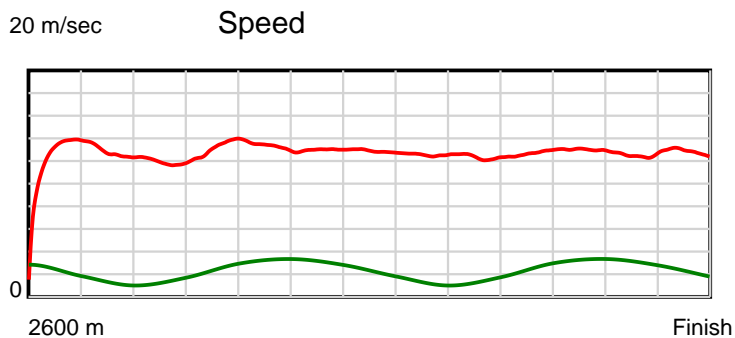
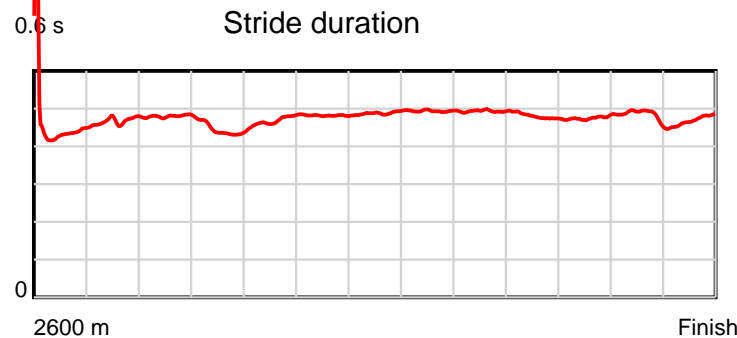
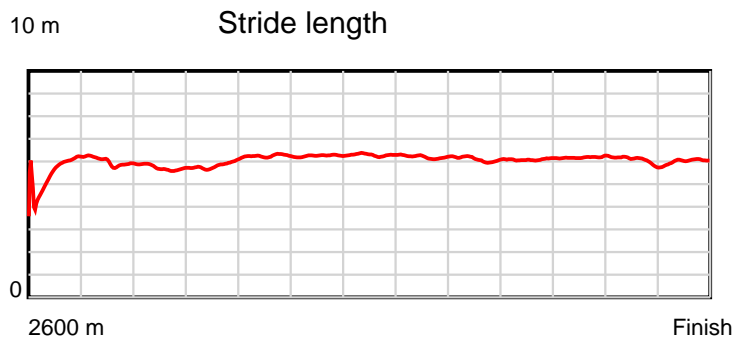
Disclaimer.

HRNZ and NZMTC and Thoroughbred Ratings Pty Ltd accepts no responsibility for the completeness or accuracy of any of the information contained herein, and makes no representations about its suitability for any particular purpose. Users should make their own judgements about those matters and/or seek independent advice. You assume all risks associated with use of the data provided on this page.

Race Results

October 08, 2025, Race 7, BACKING BLAIR FANZONE 10 OCTOBER TROT, Distance 2600m, Addington - Survey 3200m

Result	TAB no.	Horse (Barrier)	2200m to	2000m to	1800m to	1600m to	1400m to	1200m to	1000m to	800m to	600m to	400m to	200m to	Total or	Margin
7th	3	Five Monkeys (4)	2000m	1800m	1600m	1400m	1200m	1000m	800m	600m	400m	200m	WP	Average	
		Position in running (margin)	1(0.0)	1(0.0)	1(0.0)	2(2.4)	2(2.2)	2(2.0)	2(1.8)	3(1.8)	3(2.4)	8(6.1)			10.60
		Sectional time (s)	16.72	15.18	15.14	15.53	15.54	16.06	16.21	15.76	15.50	16.07	15.62		
		Cumulative time (s)	173.33	156.61	141.43	126.29	110.76	95.22	79.16	62.95	47.19	31.69	15.62	3:25.12	
		Speed (m/s)	11.96	13.18	13.21	12.88	12.87	12.45	12.34	12.69	12.90	12.45	12.80	12.68	
		Stride length (m)	5.74	5.86	6.18	6.21	6.28	6.15	6.09	6.09	6.13	6.00	6.03	6.01	
		Stride duration (s)	0.480	0.445	0.468	0.482	0.488	0.494	0.494	0.480	0.475	0.482	0.471	0.474	
		Stride efficiency (%)	51.49	53.74	59.61	60.17	61.67	59.09	57.94	57.99	58.71	56.32	56.77	56.37	
		Stride count	34.84	34.11	32.38	32.23	31.84	32.53	32.85	32.83	32.63	33.31	33.18	432.90	



Note: Horizontal distance axis grid lines are 200m furlongs.

Disclaimer.

HRNZ and NZMTC and Thoroughbred Ratings Pty Ltd accepts no responsibility for the completeness or accuracy of any of the information contained herein, and makes no representations about its suitability for any particular purpose. Users should make their own judgements about those matters and/or seek independent advice. You assume all risks associated with use of the data provided on this page.



Race Results



October 08, 2025, Race 7, BACKING BLAIR FANZONE 10 OCTOBER TROT, Distance 2600m, Addington - Survey 3200m

Result	TAB no.	Horse (Barrier)	2600 to	2400m to
8th	12	Lime In A Bott... (1)	2400m	2200m
		Position in running (margin)	-	4(7.6)
		Sectional time (s)	16.98	15.55
		Cumulative time (s)	206.16	189.18
		Speed (m/s)	11.78	12.86
		Stride length (m)	5.76	5.96
		Stride duration (s)	0.441	0.464
		Stride efficiency (%)	51.85	55.57
		Stride count	34.72	33.54

Disclaimer.

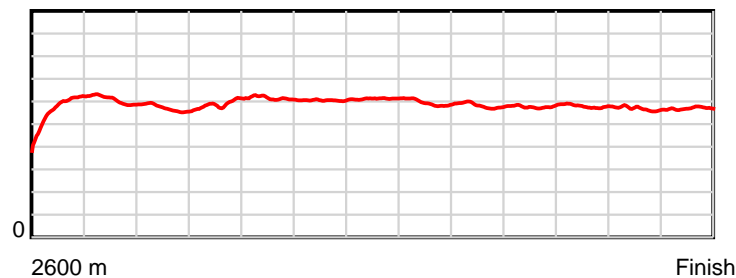
HRNZ and NZMTC and Thoroughbred Ratings Pty Ltd accepts no responsibility for the completeness or accuracy of any of the information contained herein, and makes no representations about its suitability for any particular purpose. Users should make their own judgements about those matters and/or seek independent advice. You assume all risks associated with use of the data provided on this page.

Race Results

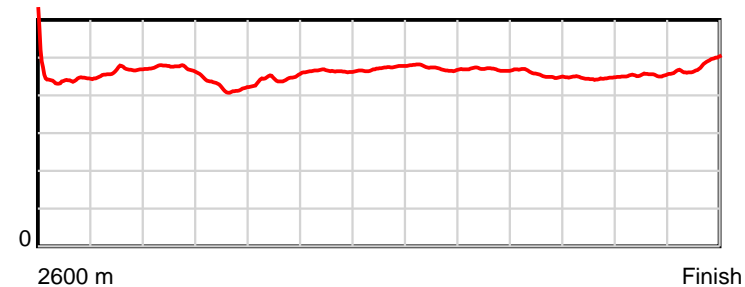
October 08, 2025, Race 7, BACKING BLAIR FANZONE 10 OCTOBER TROT, Distance 2600m, Addington - Survey 3200m

Result	TAB no.	Horse (Barrier)	2200m to	2000m to	1800m to	1600m to	1400m to	1200m to	1000m to	800m to	600m to	400m to	200m to	Total or	Margin
8th	12	Lime In A Bott... (1)	2000m	1800m	1600m	1400m	1200m	1000m	800m	600m	400m	200m	WP	Average	
		Position in running (margin)	3(4.3)	3(4.0)	2(0.0)	1(0.0)	1(0.0)	1(0.0)	1(0.0)	1(0.0)	1(0.0)	2(0.6)	6(4.2)		16.60
		Sectional time (s)	16.68	14.52	14.73	15.57	15.53	16.10	16.25	15.76	15.51	16.06	16.92		
		Cumulative time (s)	173.63	156.95	142.43	127.70	112.13	96.60	80.50	64.25	48.49	32.98	16.92	3:26.16	
		Speed (m/s)	11.99	13.77	13.58	12.85	12.88	12.42	12.31	12.69	12.89	12.45	11.82	12.61	
		Stride length (m)	5.68	5.85	6.03	5.97	6.08	5.86	5.77	5.78	5.75	5.65	5.66	5.83	
		Stride duration (s)	0.473	0.425	0.444	0.464	0.472	0.472	0.469	0.456	0.446	0.453	0.479	0.462	
		Stride efficiency (%)	50.36	53.46	56.81	55.60	57.78	53.71	52.11	52.21	51.63	49.84	50.13	53.07	
		Stride count	35.23	34.19	33.17	33.53	32.89	34.11	34.63	34.60	34.80	35.42	35.31	446.14	

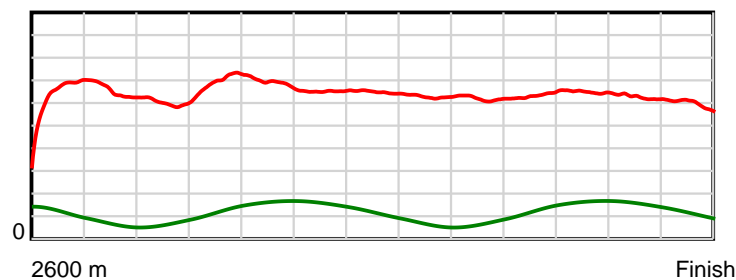
10 m Stride length



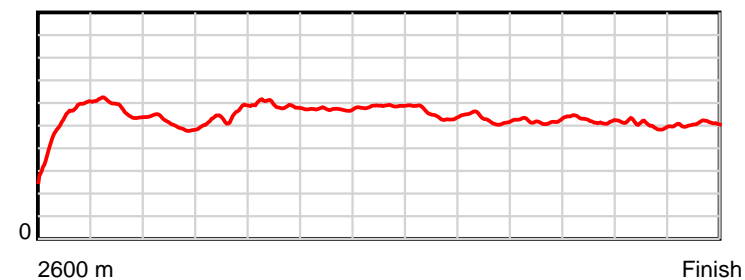
0.6 s Stride duration



20 m/sec Speed



100 % Stride efficiency



Note: Horizontal distance axis grid lines are 200m furlongs.

Disclaimer.

HRNZ and NZMTC and Thoroughbred Ratings Pty Ltd accepts no responsibility for the completeness or accuracy of any of the information contained herein, and makes no representations about its suitability for any particular purpose. Users should make their own judgements about those matters and/or seek independent advice. You assume all risks associated with use of the data provided on this page.



Race Results



October 08, 2025, Race 7, BACKING BLAIR FANZONE 10 OCTOBER TROT, Distance 2600m, Addington - Survey 3200m

Result	TAB no.	Horse (Barrier)	2600 to	2400m to
9th	10	Steelintheheel (2)	2400m	2200m
		Position in running (margin)	-	10(34.8)
		Sectional time (s)	21.60	15.34
		Cumulative time (s)	209.75	188.15
		Speed (m/s)	9.26	13.04
		Stride length (m)	4.82	5.98
		Stride duration (s)	0.469	0.459
		Stride efficiency (%)	36.30	55.85
		Stride count	41.50	33.45

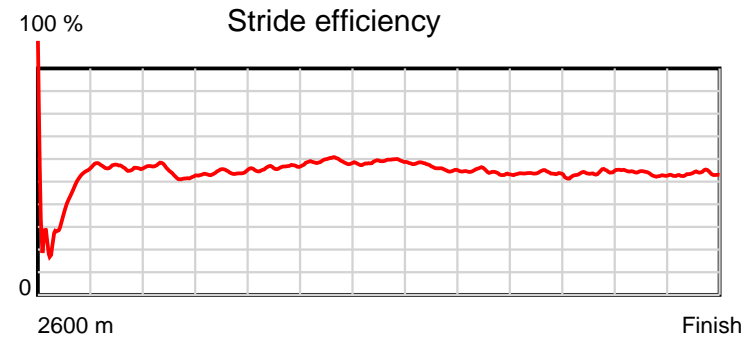
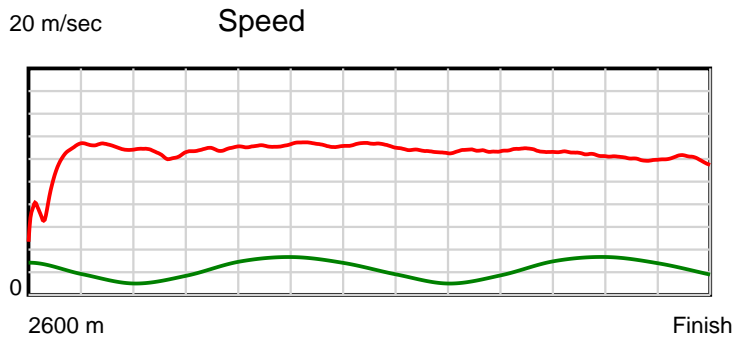
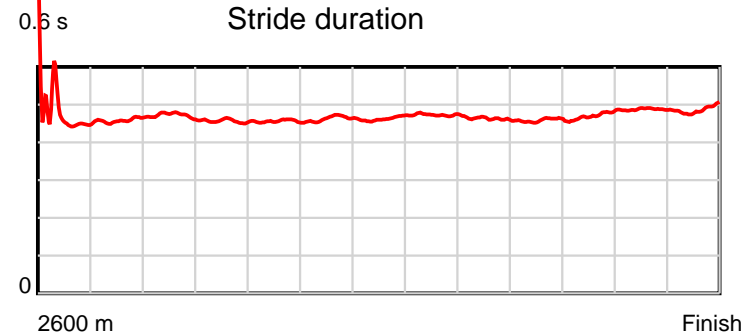
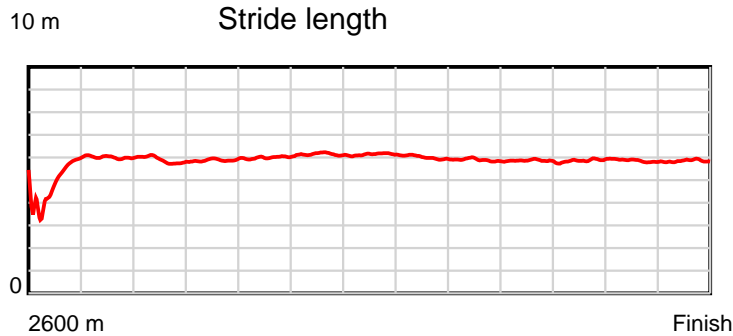
Disclaimer.

HRNZ and NZMTC and Thoroughbred Ratings Pty Ltd accepts no responsibility for the completeness or accuracy of any of the information contained herein, and makes no representations about its suitability for any particular purpose. Users should make their own judgements about those matters and/or seek independent advice. You assume all risks associated with use of the data provided on this page.

Race Results

October 08, 2025, Race 7, BACKING BLAIR FANZONE 10 OCTOBER TROT, Distance 2600m, Addington - Survey 3200m

Result	TAB no.	Horse (Barrier)	2200m to	2000m to	1800m to	1600m to	1400m to	1200m to	1000m to	800m to	600m to	400m to	200m to	Total or	Margin
9th	10	Steelintheheel (2)	2000m	1800m	1600m	1400m	1200m	1000m	800m	600m	400m	200m	WP	Average	
		Position in running (margin)	9(30.3)	9(24.6)	9(25.7)	9(29.1)	9(27.4)	9(24.7)	9(22.6)	9(18.8)	9(17.5)	9(20.0)	9(27.5)		37.00
		Sectional time (s)	15.77	15.37	15.31	15.28	15.09	15.74	15.62	15.55	15.81	16.70	16.57		
		Cumulative time (s)	172.81	157.04	141.67	126.36	111.08	95.99	80.25	64.63	49.08	33.27	16.57	3:29.75	
		Speed (m/s)	12.68	13.01	13.06	13.09	13.25	12.71	12.80	12.86	12.65	11.98	12.07	12.40	
		Stride length (m)	5.98	5.94	5.95	6.06	6.13	6.01	5.92	5.90	5.96	5.84	5.89	5.85	
		Stride duration (s)	0.471	0.457	0.455	0.463	0.462	0.473	0.463	0.459	0.471	0.488	0.488	0.472	
		Stride efficiency (%)	55.87	55.20	55.25	57.47	58.68	56.36	54.81	54.44	55.44	53.26	54.14	53.57	
		Stride count	33.45	33.65	33.64	32.98	32.64	33.30	33.77	33.88	33.58	34.26	33.98	444.08	



Note: Horizontal distance axis grid lines are 200m furlongs.

Disclaimer.

HRNZ and NZMTC and Thoroughbred Ratings Pty Ltd accepts no responsibility for the completeness or accuracy of any of the information contained herein, and makes no representations about its suitability for any particular purpose. Users should make their own judgements about those matters and/or seek independent advice. You assume all risks associated with use of the data provided on this page.



Race Results



October 08, 2025, Race 7, BACKING BLAIR FANZONE 10 OCTOBER TROT, Distance 2600m, Addington - Survey 3200m

Result	TAB no.	Horse (Barrier)	2600 to	2400m to
10th	6	Miss Gracie (7)	2400m	2200m
		Position in running (margin)	-	7(21.2)
		Sectional time (s)	19.29	22.43
		Cumulative time (s)	210.60	191.31
		Speed (m/s)	10.37	8.92
		Stride length (m)	4.97	4.39
		Stride duration (s)	0.467	0.493
		Stride efficiency (%)	38.64	30.18
		Stride count	40.22	45.51

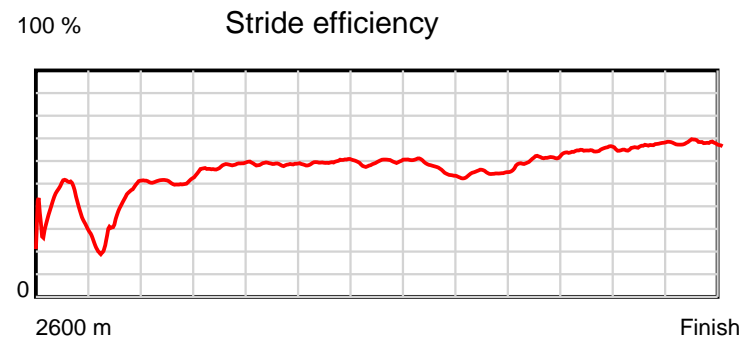
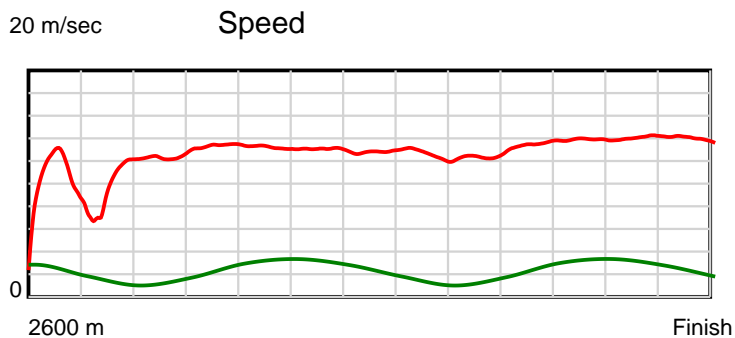
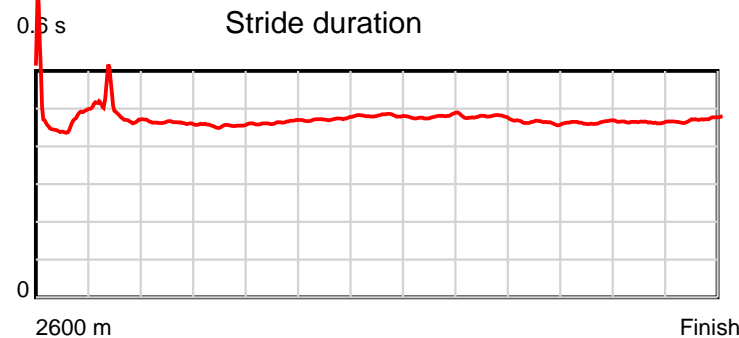
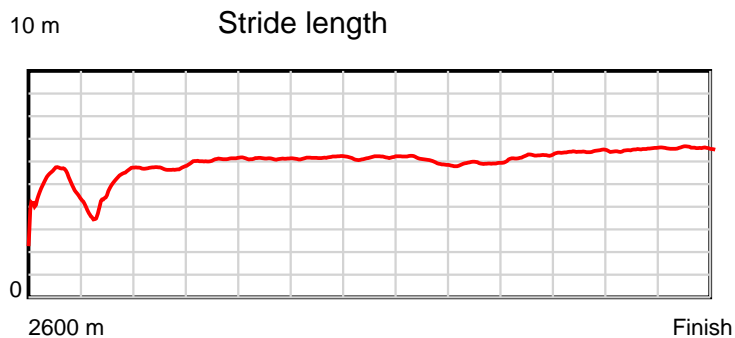
Disclaimer.

HRNZ and NZMTC and Thoroughbred Ratings Pty Ltd accepts no responsibility for the completeness or accuracy of any of the information contained herein, and makes no representations about its suitability for any particular purpose. Users should make their own judgements about those matters and/or seek independent advice. You assume all risks associated with use of the data provided on this page.

Race Results

October 08, 2025, Race 7, BACKING BLAIR FANZONE 10 OCTOBER TROT, Distance 2600m, Addington - Survey 3200m

Result	TAB no.	Horse (Barrier)	2200m to	2000m to	1800m to	1600m to	1400m to	1200m to	1000m to	800m to	600m to	400m to	200m to	Total or	Margin
10th	6	Miss Gracie (7)	2000m	1800m	1600m	1400m	1200m	1000m	800m	600m	400m	200m	WP	Average	
		Position in running (margin)	10(59.3)	10(56.6)	10(55.2)	10(58.8)	10(59.0)	10(59.8)	10(60.4)	10(61.2)	10(55.5)	10(51.6)	10(45.9)		42.00
		Sectional time (s)	16.26	14.96	15.33	15.60	15.68	16.18	16.38	14.82	14.75	14.51	14.41		
		Cumulative time (s)	168.88	152.62	137.66	122.33	106.73	91.05	74.87	58.49	43.67	28.92	14.41	3:30.60	
		Speed (m/s)	12.30	13.37	13.05	12.82	12.76	12.36	12.21	13.50	13.56	13.78	13.88	12.35	
		Stride length (m)	5.69	6.09	6.05	6.06	6.15	5.93	5.83	6.25	6.28	6.40	6.55	5.83	
		Stride duration (s)	0.462	0.456	0.463	0.472	0.482	0.479	0.478	0.463	0.463	0.464	0.472	0.472	
		Stride efficiency (%)	50.55	57.98	57.11	57.31	59.03	54.87	53.11	61.04	61.67	63.98	66.99	53.08	
		Stride count	35.17	32.83	33.08	33.03	32.54	33.75	34.31	32.00	31.84	31.26	30.55	446.09	



Note: Horizontal distance axis grid lines are 200m furlongs.

Disclaimer.

HRNZ and NZMTC and Thoroughbred Ratings Pty Ltd accepts no responsibility for the completeness or accuracy of any of the information contained herein, and makes no representations about its suitability for any particular purpose. Users should make their own judgements about those matters and/or seek independent advice. You assume all risks associated with use of the data provided on this page.