



NZ Metropolitan Trotting Club Inc Harness  
 Race 1: IRT. YOUR HORSE. OUR PASSION MOBILE TROT - 1980m  
 07 November 2025 - 4:55PM



Weather: Cloudy

Field Times (Race Tempo) 2:30.41 (0:11.80) 2:18.61 (0:14.99) 2:03.62 (0:16.08) 1:47.53 (0:16.55) 1:30.99 (0:16.26) 1:14.72 (0:15.54) 0:59.18 (0:15.20) 0:43.98 (0:15.44)

Rank	TAB#	Horse	Overall Time	First 400m	Top Speed km/h (Section)	L1980	L1800	L1600	L1400	L1200	L1000	L800	L600
	(BAR#)	Driver	Margin (DT-W)	Last 600m	Fastest Section (Time)	Start - 2000	1800 - 1600	1600 - 1400	1400 - 1200	1200 - 1000	1000 - 800	800 - 600	600 - 400
1	1	Petite Amour	2:30.41	0:28.80	53.3 (200-0)	2:30.41	2:17.95 [2]	2:03.17 [2]	1:47.14 [2]	1:30.60 [2]	1:14.35 [2]	0:58.83 [2]	0:43.60 [2]
	(1)	John R Dunn		0:43.60	2000-1800 (0:12.46)	(0:12.46)	(0:14.78)	(0:16.03)	(0:16.54)	(0:16.25)	(0:15.52)	(0:15.23)	(0:15.44)
2	4	Chocta	2:30.50	0:28.36	55.2 (2000-1800)	2:30.50	2:18.71 [1]	2:03.71 [1]	1:47.63 [1]	1:31.08 [1]	1:14.82 [1]	0:59.27 [1]	0:44.07 [1]
	(4)	R D Close	0.5L (-8)	0:44.07	2000-1800 (0:11.79)	(0:11.79)	(0:15.00)	(0:16.08)	(0:16.55)	(0:16.26)	(0:15.55)	(0:15.20)	(0:15.44)
3	2	Who's Ya Daddy	2:35.30	0:37.05	52.4 (600-400)	2:35.30	2:14.59 [4]	1:59.72 [4]	1:44.38 [4]	1:28.95 [4]	1:13.05 [4]	0:57.50 [4]	0:43.20 [4]
	(2)	R J Butt	26.4L (-11)	0:43.20	600-400 (0:14.11)	(0:20.71)	(0:14.87)	(0:15.34)	(0:15.43)	(0:15.90)	(0:15.55)	(0:14.30)	(0:14.11)
4	3	Save A Prayer	2:38.90	0:33.62	54.0 (2000-1800)	2:38.90	2:26.43 [3]	2:06.83 [3]	1:51.01 [3]	1:35.18 [3]	1:20.08 [3]	1:05.73 [3]	0:51.62 [3]
	(3)	C J Hackett	45.9L (+0)	0:51.62	2000-1800 (0:12.47)	(0:12.47)	(0:19.60)	(0:15.82)	(0:15.83)	(0:15.10)	(0:14.35)	(0:14.11)	(0:15.31)

Scratched: Flying Dreams (#5)



NZ Metropolitan Trotting Club Inc Harness  
 Race 1: IRT. YOUR HORSE. OUR PASSION MOBILE TROT - 1980m  
 07 November 2025 - 4:55PM



Weather: Cloudy

Field Times                      0:28.53      0:13.64  
 (Race Tempo)                    (0:14.89)    (0:13.64)

Rank	TAB#	Horse	Overall Time	First 400m	Top Speed km/h (Section)	L400	L200						
	(BAR#)	Driver	Margin (DT-W)	Last 600m	Fastest Section (Time)	400 - 200	200 - Finish						
1	1	Petite Amour	2:30.41	0:28.80	53.3 (200-0)	0:27.25 [2]	0:13.53 [1]						
	(1)	John R Dunn		0:43.60	2000-1800 (0:12.46)	(0:14.63)	(0:13.53)						
2	4	Chocta	2:30.50	0:28.36	55.2 (2000-1800)	0:26.79 [1]	0:13.73 [2]						
	(4)	R D Close	0.5L (-8)	0:44.07	2000-1800 (0:11.79)	(0:14.90)	(0:13.73)						
3	2	Who's Ya Daddy	2:35.30	0:37.05	52.4 (600-400)	0:35.58 [4]	0:14.69 [3]						
	(2)	R J Butt	26.4L (-11)	0:43.20	600-400 (0:14.11)	(0:14.40)	(0:14.69)						
4	3	Save A Prayer	2:38.90	0:33.62	54.0 (2000-1800)	0:32.07 [3]	0:20.94 [4]						
	(3)	C J Hackett	45.9L (+0)	0:51.62	2000-1800 (0:12.47)	(0:15.37)	(0:20.94)						

Scratched: Flying Dreams (#5)

Horse/Jockey Name	Petite Amour/John R Dunn
Finish Rank	1
Fastest Section Time (Section)	0:12.46 (2000-1800)
Top Speed [km/h] (Section)	53.3 (200-0)
Race State	Finished



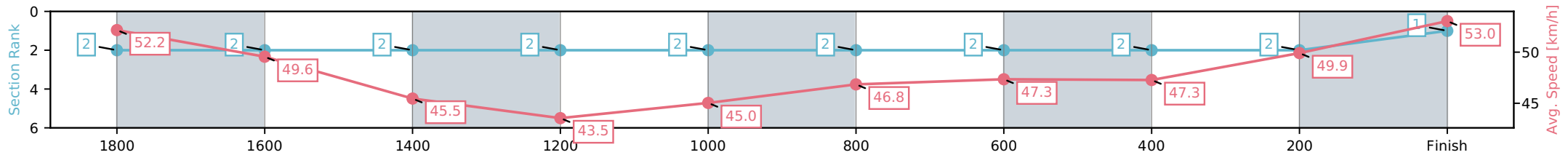
NZ Metropolitan Trotting Club Inc Harness  
 Race 1: IRT. YOUR HORSE. OUR PASSION MOBILE TROT - 1980m



07 November 2025 - 4:55PM

Weather: Cloudy

Section	L1980	L1800	L1600	L1400	L1200	L1000	L800	L600	L400	L200
Section Times	2:30.41 (0:12.46)	2:16.88 [2] (0:14.78)	2:02.26 [2] (0:16.03)	1:46.82 [2] (0:16.54)	1:31.58 [2] (0:16.25)	1:16.07 [2] (0:15.52)	0:59.82 [2] (0:15.23)	0:43.27 [2] (0:15.44)	0:27.25 [2] (0:14.63)	0:12.46 [1] (0:13.53)
Average Speed [km/h]	52.2	49.6	45.5	43.5	45.0	46.8	47.3	47.3	49.9	53.0
Top Speed [km/h]	52.5	51.5	47.8	44.3	47.1	47.8	48.1	48.2	53.3	53.3
Avg. Dist. to Rail [m]	2.1	2.8	2.0	2.9	1.9	1.7	2.3	1.9	3.0	4.9



- [ ] Ranking at each section and finish
- :-:- No data available at this section
- NA No data available

Horse/Jockey Name	Chocta/R D Close
Finish Rank	2
Fastest Section Time (Section)	0:11.79 (2000-1800)
Top Speed [km/h] (Section)	55.2 (2000-1800)
Race State	Finished



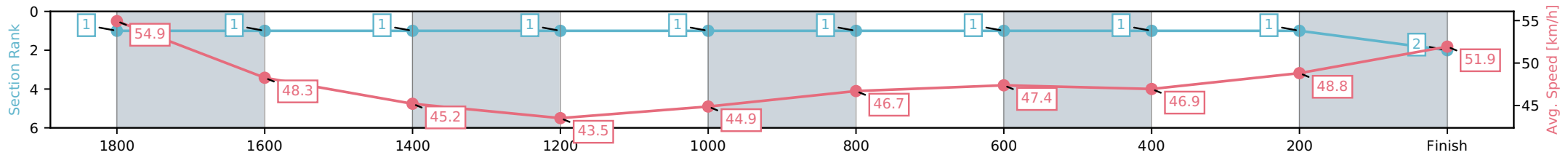
NZ Metropolitan Trotting Club Inc Harness  
 Race 1: IRT. YOUR HORSE. OUR PASSION MOBILE TROT - 1980m



07 November 2025 - 4:55PM

Weather: Cloudy

Section	L1980	L1800	L1600	L1400	L1200	L1000	L800	L600	L400	L200
Section Times	2:30.50 (0:11.79)	2:16.77 [1] (0:15.00)	2:01.88 [1] (0:16.08)	1:46.43 [1] (0:16.55)	1:31.23 [1] (0:16.26)	1:15.69 [1] (0:15.55)	0:59.42 [1] (0:15.20)	0:42.88 [1] (0:15.44)	0:26.79 [1] (0:14.90)	0:11.80 [2] (0:13.73)
Average Speed [km/h]	54.9	48.3	45.2	43.5	44.9	46.7	47.4	46.9	48.8	51.9
Top Speed [km/h]	55.2	51.7	46.8	44.2	47.3	47.6	47.9	47.8	51.0	52.3
Avg. Dist. to Rail [m]	5.9	2.0	1.3	2.3	1.7	1.3	1.6	1.2	1.7	2.5



[ ] Ranking at each section and finish  
 -:-:- No data available at this section  
 NA No data available

Horse/Jockey Name	Who's Ya Daddy/R J Butt
Finish Rank	3
Fastest Section Time (Section)	0:14.11 (600-400)
Top Speed [km/h] (Section)	52.4 (600-400)
Race State	Finished



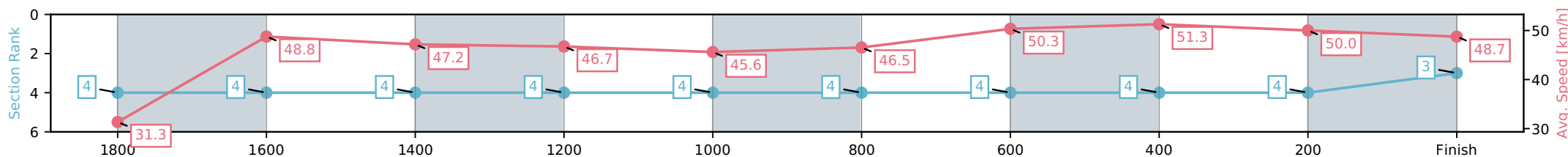
NZ Metropolitan Trotting Club Inc Harness  
 Race 1: IRT. YOUR HORSE. OUR PASSION MOBILE TROT - 1980m



07 November 2025 - 4:55PM

Weather: Cloudy

Section	L1980	L1800	L1600	L1400	L1200	L1000	L800	L600	L400	L200
Section Times	2:35.30 (0:20.71)	2:20.62 [4] (0:14.87)	2:06.21 [4] (0:15.34)	1:52.11 [4] (0:15.43)	1:37.80 [4] (0:15.90)	1:22.25 [4] (0:15.55)	1:06.36 [4] (0:14.30)	0:50.92 [4] (0:14.11)	0:35.58 [4] (0:14.40)	0:20.71 [3] (0:14.69)
Average Speed [km/h]	31.3	48.8	47.2	46.7	45.6	46.5	50.3	51.3	50.0	48.7
Top Speed [km/h]	45.5	50.0	49.2	47.8	46.6	48.3	51.6	52.4	51.8	49.6
Avg. Dist. to Rail [m]	5.4	2.3	0.9	3.1	0.9	0.8	1.4	1.2	0.5	0.9



- [ ] Ranking at each section and finish
- :-:- No data available at this section
- NA No data available

Horse/Jockey Name	Save A Prayer/C J Hackett
Finish Rank	4
Fastest Section Time (Section)	0:12.47 (2000-1800)
Top Speed [km/h] (Section)	54.0 (2000-1800)
Race State	Finished



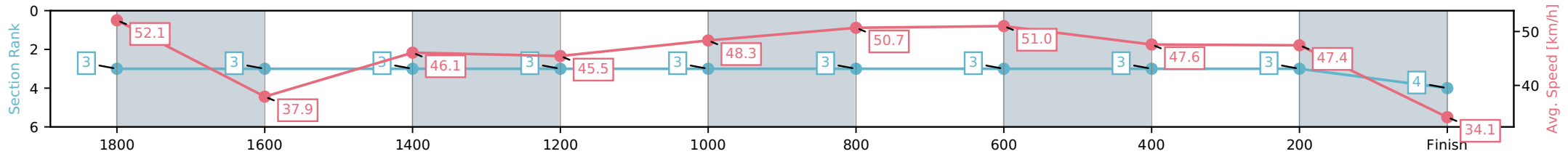
NZ Metropolitan Trotting Club Inc Harness  
 Race 1: IRT. YOUR HORSE. OUR PASSION MOBILE TROT - 1980m



07 November 2025 - 4:55PM

Weather: Cloudy

Section	L1980	L1800	L1600	L1400	L1200	L1000	L800	L600	L400	L200
Section Times	2:38.90 (0:12.47)	2:17.97 [3] (0:19.60)	2:02.59 [3] (0:15.82)	1:47.28 [3] (0:15.83)	1:33.17 [3] (0:15.10)	1:18.82 [3] (0:14.35)	1:03.72 [3] (0:14.11)	0:47.90 [3] (0:15.31)	0:32.07 [3] (0:15.37)	0:12.48 [4] (0:20.94)
Average Speed [km/h]	52.1	37.9	46.1	45.5	48.3	50.7	51.0	47.6	47.4	34.1
Top Speed [km/h]	54.0	47.6	47.5	46.6	50.9	51.5	51.7	49.9	48.0	46.7
Avg. Dist. to Rail [m]	5.2	7.8	1.7	4.1	1.9	1.7	2.8	2.0	1.8	4.6



[ ] Ranking at each section and finish  
 -:-:- No data available at this section  
 NA No data available