



NZ Metropolitan Trotting Club Inc Harness
 Race 2: MAJESTIC HORSE FLOATS LP PACE - 2600m
 07 November 2025 - 5:20PM



Weather: Cloudy

Field Times (Race Tempo) 3:20.19 (0:17.59) 3:02.60 (0:14.52) 2:48.08 (0:14.63) 2:33.45 (0:15.39) 2:18.06 (0:16.16) 2:01.90 (0:16.61) 1:45.30 (0:15.20) 1:30.10 (0:15.67)

Rank	TAB#	Horse	Overall Time	First 400m	Top Speed km/h (Section)	L2600	L2400	L2200	L2000	L1800	L1600	L1400	L1200
	(BAR#)	Driver	Margin (DT-W)	Last 600m	Fastest Section (Time)	Start - 2400	2400 - 2200	2200 - 2000	2000 - 1800	1800 - 1600	1600 - 1400	1400 - 1200	1200 - 1000
1	6	Edict	3:20.19	0:32.13	53.4 (2200-2000)	3:20.19	3:02.27 [2]	2:48.06 [1]	2:33.46 [1]	2:18.06 [1]	2:01.91 [1]	1:45.30 [1]	1:30.10 [1]
	(6)	T M Williams		0:44.59	2400-2200 (0:14.21)	(0:17.92)	(0:14.21)	(0:14.60)	(0:15.40)	(0:16.15)	(0:16.61)	(0:15.20)	(0:15.66)
2	1	Royal Belle	3:20.44	0:32.11	52.8 (600-400)	3:20.44	3:02.86 [1]	2:48.33 [2]	2:33.34 [2]	2:17.97 [2]	2:01.78 [3]	1:45.20 [2]	1:30.02 [2]
	(1)	K V Hadfield	1.3L (-3)	0:44.52	800-600 (0:14.33)	(0:17.58)	(0:14.53)	(0:14.99)	(0:15.37)	(0:16.19)	(0:16.58)	(0:15.18)	(0:15.68)
3	4	She's A Lady	3:20.47	0:34.30	53.4 (800-600)	3:20.47	3:01.50 [6]	2:46.17 [5]	2:31.20 [5]	2:16.60 [5]	2:00.69 [5]	1:44.53 [5]	1:29.37 [5]
	(4)	J C Morrison	1.5L (+18)	0:44.12	800-600 (0:14.09)	(0:18.97)	(0:15.33)	(0:14.97)	(0:14.60)	(0:15.91)	(0:16.16)	(0:15.16)	(0:15.77)
4	2	Gotta Lather Up	3:21.16	0:32.59	52.3 (600-400)	3:21.16	3:03.37 [3]	2:48.57 [3]	2:33.42 [3]	2:18.19 [3]	2:02.05 [2]	1:45.99 [3]	1:30.71 [3]
	(2)	John R Dunn	5.2L (+10)	0:45.14	800-600 (0:14.34)	(0:17.79)	(0:14.80)	(0:15.15)	(0:15.23)	(0:16.14)	(0:16.06)	(0:15.28)	(0:15.75)
5	3	Miki Brown	3:21.43	0:33.29	53.3 (600-400)	3:21.43	3:03.26 [4]	2:48.14 [4]	2:33.05 [4]	2:17.92 [4]	2:01.98 [4]	1:45.84 [4]	1:30.65 [4]
	(3)	K A Butt	6.7L (+17)	0:45.36	800-600 (0:14.10)	(0:18.17)	(0:15.12)	(0:15.09)	(0:15.13)	(0:15.94)	(0:16.14)	(0:15.19)	(0:15.79)
6	5	Cullens Beach	3:21.92	0:33.92	51.1 (600-400)	3:21.92	3:03.31 [5]	2:48.00 [6]	2:32.58 [6]	2:17.68 [6]	2:01.78 [6]	1:45.56 [6]	1:30.41 [6]
	(5)	B N Orange	9.3L (-1)	0:45.47	800-600 (0:14.43)	(0:18.61)	(0:15.31)	(0:15.42)	(0:14.90)	(0:15.90)	(0:16.22)	(0:15.15)	(0:15.46)
7	7	Eastwood Admiral	3:28.49	0:34.81	50.2 (1000-800)	3:28.49	3:09.37 [7]	2:53.68 [7]	2:38.40 [7]	2:23.73 [7]	2:07.98 [7]	1:51.51 [7]	1:35.88 [7]
	(7)	S W Hill	44.9L (+2)	0:51.38	2000-1800 (0:14.67)	(0:19.12)	(0:15.69)	(0:15.28)	(0:14.67)	(0:15.75)	(0:16.47)	(0:15.63)	(0:14.84)

[] Position in running at each section and finish TAB# Saddle cloth number

-:--:-- No data available at this section

NA No data available

DNT DNT Did not track

BAR# Barrier/Gate Position

DNF Did not finish

DT-W Distance travelled compared to winner in metres

Fastest split

Fastest section



NZ Metropolitan Trotting Club Inc Harness
 Race 2: MAJESTIC HORSE FLOATS LP PACE - 2600m
 07 November 2025 - 5:20PM



Weather: Cloudy

Field Times
 (Race Tempo) 1:14.43 0:58.92 0:44.59 0:30.20 0:15.33
 (0:15.51) (0:14.33) (0:14.39) (0:14.87) (0:15.33)

Rank	TAB#	Horse	Overall Time	First 400m	Top Speed km/h (Section)	L1000	L800	L600	L400	L200			
	(BAR#)	Driver	Margin (DT-W)	Last 600m	Fastest Section (Time)	1000 - 800	800 - 600	600 - 400	400 - 200	200 - Finish			
1	6	Edict	3:20.19	0:32.13	53.4 (2200-2000)	1:18.29 [1]	0:58.92 [1]	0:44.59 [1]	0:30.20 [2]	0:15.25 [1]			
	(6)	T M Williams		0:44.59	2400-2200 (0:14.21)	(0:15.52)	(0:14.33)	(0:14.39)	(0:14.95)	(0:15.25)			
2	1	Royal Belle	3:20.44	0:32.11	52.8 (600-400)	1:18.67 [2]	0:58.85 [2]	0:44.52 [2]	0:30.15 [1]	0:15.58 [2]			
	(1)	K V Hadfield	1.3L (-3)	0:44.52	800-600 (0:14.33)	(0:15.49)	(0:14.33)	(0:14.37)	(0:14.57)	(0:15.58)			
3	4	She's A Lady	3:20.47	0:34.30	53.4 (800-600)	1:19.79 [6]	0:58.21 [5]	0:44.12 [5]	0:29.75 [4]	0:14.91 [3]			
	(4)	J C Morrison	1.5L (+18)	0:44.12	800-600 (0:14.09)	(0:15.39)	(0:14.09)	(0:14.37)	(0:14.84)	(0:14.91)			
4	2	Gotta Lather Up	3:21.16	0:32.59	52.3 (600-400)	1:19.12 [3]	0:59.48 [3]	0:45.14 [3]	0:30.77 [3]	0:15.81 [4]			
	(2)	John R Dunn	5.2L (+10)	0:45.14	800-600 (0:14.34)	(0:15.48)	(0:14.34)	(0:14.37)	(0:14.96)	(0:15.81)			
5	3	Miki Brown	3:21.43	0:33.29	53.3 (600-400)	1:19.45 [4]	0:59.46 [4]	0:45.36 [4]	0:31.02 [5]	0:15.81 [5]			
	(3)	K A Butt	6.7L (+17)	0:45.36	800-600 (0:14.10)	(0:15.40)	(0:14.10)	(0:14.34)	(0:15.21)	(0:15.81)			
6	5	Cullens Beach	3:21.92	0:33.92	51.1 (600-400)	1:20.14 [5]	0:59.90 [6]	0:45.47 [6]	0:31.02 [6]	0:15.84 [6]			
	(5)	B N Orange	9.3L (-1)	0:45.47	800-600 (0:14.43)	(0:15.05)	(0:14.43)	(0:14.45)	(0:15.18)	(0:15.84)			
7	7	Eastwood Admiral	3:28.49	0:34.81	50.2 (1000-800)	1:20.51 [7]	1:06.13 [7]	0:51.38 [7]	0:35.19 [7]	0:18.02 [7]			
	(7)	S W Hill	44.9L (+2)	0:51.38	2000-1800 (0:14.67)	(0:14.91)	(0:14.75)	(0:16.19)	(0:17.17)	(0:18.02)			

[] Position in running at each section and finish TAB# Saddle cloth number

Fastest split

-:--:-- No data available at this section

BAR# Barrier/Gate Position

Fastest section

NA No data available

DNF Did not finish

DNT DNT Did not track

DT-W Distance travelled compared to winner in metres

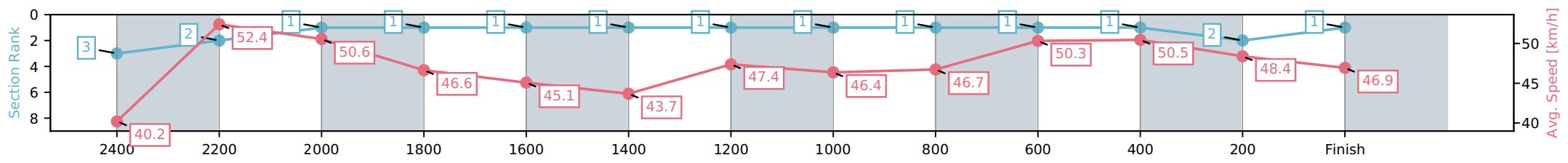
Horse/Jockey Name	Edict/T M Williams
Finish Rank	1
Fastest Section Time (Section)	0:14.21 (2400-2200)
Top Speed [km/h] (Section)	53.4 (2200-2000)
Race State	Finished



NZ Metropolitan Trotting Club Inc Harness
 Race 2: MAJESTIC HORSE FLOATS LP PACE - 2600m
 07 November 2025 - 5:20PM
 Weather: Cloudy



Section	L2600	L2400	L2200	L2000	L1800	L1600	L1400	L1200	L1000	L800	L600	L400	L200
Section Times	3:20.19 (0:17.92)	3:04.95 [2] (0:14.21)	2:49.99 [1] (0:14.60)	2:35.60 [1] (0:15.40)	2:21.27 [1] (0:16.15)	2:05.76 [1] (0:16.61)	1:50.09 [1] (0:15.20)	1:34.89 [1] (0:15.66)	1:18.29 [1] (0:15.52)	1:02.13 [1] (0:14.33)	0:46.74 [1] (0:14.39)	0:32.14 [2] (0:14.95)	0:17.93 [1] (0:15.25)
Average Speed [km/h]	40.2	52.4	50.6	46.6	45.1	43.7	47.4	46.4	46.7	50.3	50.5	48.4	46.9
Top Speed [km/h]	51.2	53.2	53.4	48.3	45.8	47.0	48.0	48.0	48.3	51.8	52.5	49.3	48.2
Avg. Dist. to Rail [m]	10.4	4.1	3.5	2.2	1.5	1.3	3.8	1.3	1.3	1.9	1.4	1.0	2.0



[] Ranking at each section and finish
 -:-:- No data available at this section
 NA No data available

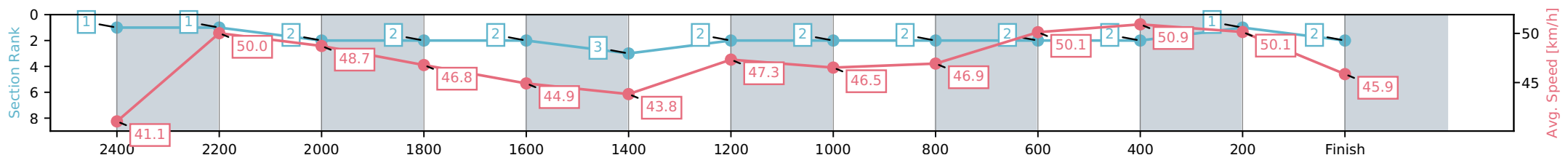
Horse/Jockey Name	Royal Belle/K V Hadfield
Finish Rank	2
Fastest Section Time (Section)	0:14.33 (800-600)
Top Speed [km/h] (Section)	52.8 (600-400)
Race State	Finished



NZ Metropolitan Trotting Club Inc Harness
 Race 2: MAJESTIC HORSE FLOATS LP PACE - 2600m
 07 November 2025 - 5:20PM
 Weather: Cloudy



Section	L2600	L2400	L2200	L2000	L1800	L1600	L1400	L1200	L1000	L800	L600	L400	L200
Section Times	3:20.44 (0:17.58)	3:04.86 [1] (0:14.53)	2:50.29 [2] (0:14.99)	2:35.93 [2] (0:15.37)	2:21.59 [2] (0:16.19)	2:06.11 [3] (0:16.58)	1:50.42 [2] (0:15.18)	1:35.24 [2] (0:15.68)	1:18.67 [2] (0:15.49)	1:02.47 [2] (0:14.33)	0:47.10 [2] (0:14.37)	0:32.11 [1] (0:14.57)	0:17.59 [2] (0:15.58)
Average Speed [km/h]	41.1	50.0	48.7	46.8	44.9	43.8	47.3	46.5	46.9	50.1	50.9	50.1	45.9
Top Speed [km/h]	50.8	51.1	51.2	48.6	45.9	46.8	48.0	48.1	48.2	51.0	52.8	51.3	48.0
Avg. Dist. to Rail [m]	2.1	1.4	2.0	2.5	1.7	1.2	3.9	1.6	1.3	2.2	1.9	2.5	3.4



[] Ranking at each section and finish
 -:-:- No data available at this section
 NA No data available

Horse/Jockey Name	She's A Lady/J C Morrison
Finish Rank	3
Fastest Section Time (Section)	0:14.09 (800-600)
Top Speed [km/h] (Section)	53.4 (800-600)
Race State	Finished



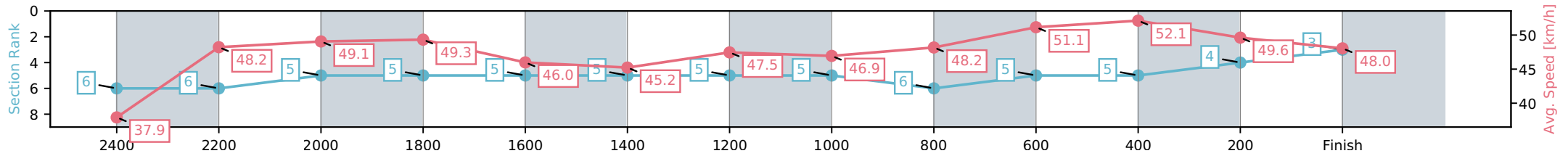
NZ Metropolitan Trotting Club Inc Harness
 Race 2: MAJESTIC HORSE FLOATS LP PACE - 2600m



07 November 2025 - 5:20PM

Weather: Cloudy

Section	L2600	L2400	L2200	L2000	L1800	L1600	L1400	L1200	L1000	L800	L600	L400	L200
Section Times	3:20.47 (0:18.97)	3:05.57 [6] (0:15.33)	2:50.72 [5] (0:14.97)	2:36.36 [5] (0:14.60)	2:22.27 [5] (0:15.91)	2:06.87 [5] (0:16.16)	1:51.11 [5] (0:15.16)	1:35.94 [5] (0:15.77)	1:19.79 [6] (0:15.39)	1:03.87 [5] (0:14.09)	0:49.28 [5] (0:14.37)	0:34.31 [4] (0:14.84)	0:18.97 [3] (0:14.91)
Average Speed [km/h]	37.9	48.2	49.1	49.3	46.0	45.2	47.5	46.9	48.2	51.1	52.1	49.6	48.0
Top Speed [km/h]	47.6	48.9	52.3	52.3	47.9	48.7	48.9	48.0	49.1	53.4	53.3	50.4	49.6
Avg. Dist. to Rail [m]	7.4	3.3	2.6	2.4	2.2	2.3	6.3	3.6	3.9	5.7	5.9	2.6	3.0



- [] Ranking at each section and finish
- :-:- No data available at this section
- NA No data available

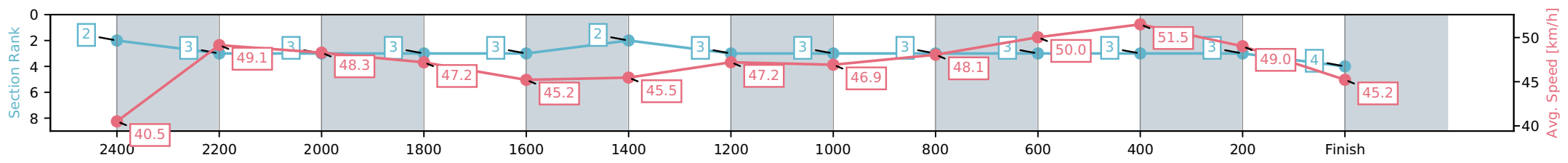
Horse/Jockey Name	Gotta Lather Up/John R Dunn
Finish Rank	4
Fastest Section Time (Section)	0:14.34 (800-600)
Top Speed [km/h] (Section)	52.3 (600-400)
Race State	Finished



NZ Metropolitan Trotting Club Inc Harness
 Race 2: MAJESTIC HORSE FLOATS LP PACE - 2600m
 07 November 2025 - 5:20PM
 Weather: Cloudy



Section	L2600	L2400	L2200	L2000	L1800	L1600	L1400	L1200	L1000	L800	L600	L400	L200
Section Times	3:21.16 (0:17.79)	3:05.35 [3] (0:14.80)	2:50.40 [3] (0:15.15)	2:36.03 [3] (0:15.23)	2:21.69 [3] (0:16.14)	2:06.21 [2] (0:16.06)	1:50.45 [3] (0:15.28)	1:35.17 [3] (0:15.75)	1:19.12 [3] (0:15.48)	1:02.97 [3] (0:14.34)	0:47.74 [3] (0:14.37)	0:32.60 [3] (0:14.96)	0:17.79 [4] (0:15.81)
Average Speed [km/h]	40.5	49.1	48.3	47.2	45.2	45.5	47.2	46.9	48.1	50.0	51.5	49.0	45.2
Top Speed [km/h]	49.0	51.2	51.3	48.3	46.3	47.8	47.7	47.7	48.6	51.5	52.3	49.9	47.6
Avg. Dist. to Rail [m]	3.5	1.7	2.0	2.9	2.1	2.2	5.8	3.4	4.1	4.9	3.8	2.7	4.3



[] Ranking at each section and finish
 -:-:- No data available at this section
 NA No data available

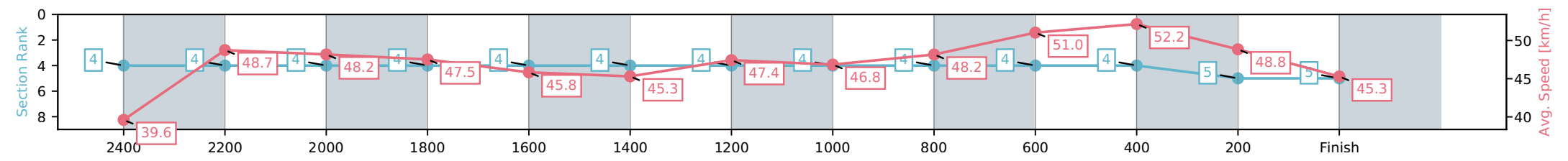
Horse/Jockey Name	Miki Brown/K A Butt
Finish Rank	5
Fastest Section Time (Section)	0:14.10 (800-600)
Top Speed [km/h] (Section)	53.3 (600-400)
Race State	Finished



NZ Metropolitan Trotting Club Inc Harness
 Race 2: MAJESTIC HORSE FLOATS LP PACE - 2600m
 07 November 2025 - 5:20PM
 Weather: Cloudy



Section	L2600	L2400	L2200	L2000	L1800	L1600	L1400	L1200	L1000	L800	L600	L400	L200
Section Times	3:21.43 (0:18.17)	3:05.63 [4] (0:15.12)	2:50.41 [4] (0:15.09)	2:36.07 [4] (0:15.13)	2:21.97 [4] (0:15.94)	2:06.57 [4] (0:16.14)	1:50.79 [4] (0:15.19)	1:35.60 [4] (0:15.79)	1:19.45 [4] (0:15.40)	1:03.51 [4] (0:14.10)	0:48.39 [4] (0:14.34)	0:33.29 [5] (0:15.21)	0:18.17 [5] (0:15.81)
Average Speed [km/h]	39.6	48.7	48.2	47.5	45.8	45.3	47.4	46.8	48.2	51.0	52.2	48.8	45.3
Top Speed [km/h]	48.6	50.2	50.2	48.2	47.0	48.2	48.5	47.9	48.9	53.2	53.3	50.3	47.0
Avg. Dist. to Rail [m]	5.8	2.8	1.5	2.0	2.2	2.3	6.3	3.7	3.8	5.6	5.4	4.7	6.5



[] Ranking at each section and finish
 -:-:- No data available at this section
 NA No data available

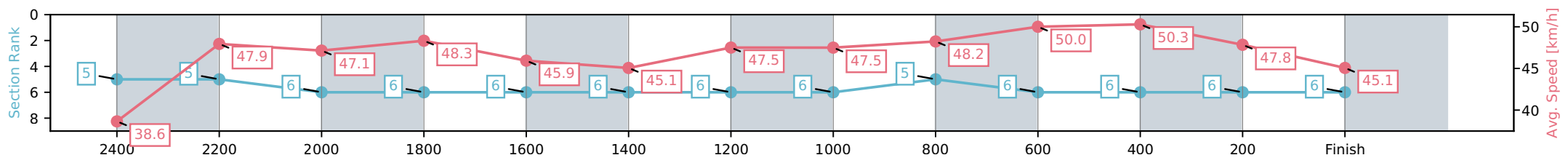
Horse/Jockey Name	Cullens Beach/B N Orange
Finish Rank	6
Fastest Section Time (Section)	0:14.43 (800-600)
Top Speed [km/h] (Section)	51.1 (600-400)
Race State	Finished



NZ Metropolitan Trotting Club Inc Harness
 Race 2: MAJESTIC HORSE FLOATS LP PACE - 2600m
 07 November 2025 - 5:20PM
 Weather: Cloudy



Section	L2600	L2400	L2200	L2000	L1800	L1600	L1400	L1200	L1000	L800	L600	L400	L200
Section Times	3:21.92 (0:18.61)	3:06.09 [5] (0:15.31)	2:50.90 [6] (0:15.42)	2:36.45 [6] (0:14.90)	2:22.03 [6] (0:15.90)	2:06.98 [6] (0:16.22)	1:51.52 [6] (0:15.15)	1:36.36 [6] (0:15.46)	1:20.14 [5] (0:15.05)	1:04.25 [6] (0:14.43)	0:49.35 [6] (0:14.45)	0:33.92 [6] (0:15.18)	0:18.62 [6] (0:15.84)
Average Speed [km/h]	38.6	47.9	47.1	48.3	45.9	45.1	47.5	47.5	48.2	50.0	50.3	47.8	45.1
Top Speed [km/h]	47.6	48.8	48.9	49.1	48.7	48.0	49.0	49.5	49.5	50.8	51.1	49.2	47.6
Avg. Dist. to Rail [m]	7.6	2.5	1.2	2.0	2.2	2.4	6.1	2.6	1.3	2.2	1.6	1.4	2.4



[] Ranking at each section and finish
 -:-:- No data available at this section
 NA No data available

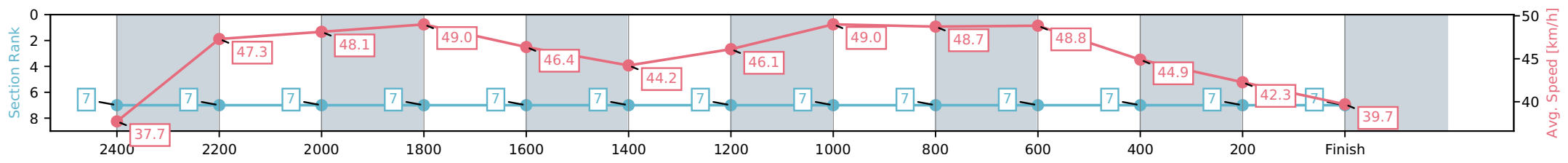
Horse/Jockey Name	Eastwood Admiral/S W Hill
Finish Rank	7
Fastest Section Time (Section)	0:14.67 (2000-1800)
Top Speed [km/h] (Section)	50.2 (1000-800)
Race State	Finished



NZ Metropolitan Trotting Club Inc Harness
 Race 2: MAJESTIC HORSE FLOATS LP PACE - 2600m
 07 November 2025 - 5:20PM
 Weather: Cloudy



Section	L2600	L2400	L2200	L2000	L1800	L1600	L1400	L1200	L1000	L800	L600	L400	L200
Section Times	3:28.49 (0:19.12)	3:10.47 [7] (0:15.69)	2:53.30 [7] (0:15.28)	2:37.11 [7] (0:14.67)	2:22.37 [7] (0:15.75)	2:07.46 [7] (0:16.47)	1:52.62 [7] (0:15.63)	1:36.98 [7] (0:14.84)	1:20.51 [7] (0:14.91)	1:04.76 [7] (0:14.75)	0:50.09 [7] (0:16.19)	0:34.82 [7] (0:17.17)	0:19.12 [7] (0:18.02)
Average Speed [km/h]	37.7	47.3	48.1	49.0	46.4	44.2	46.1	49.0	48.7	48.8	44.9	42.3	39.7
Top Speed [km/h]	46.4	49.2	50.1	50.1	48.6	46.4	48.6	50.2	50.2	49.3	48.4	43.0	42.0
Avg. Dist. to Rail [m]	13.1	4.1	2.3	2.5	2.2	1.9	4.8	1.2	1.5	2.7	1.6	1.6	3.1



[] Ranking at each section and finish
 -:-:- No data available at this section
 NA No data available