



NZ Metropolitan Trotting Club Inc Harness  
 Race 3: HORSES PERFORM BETTER ON BETAVET MOBILE TROT - 1980m  
 07 November 2025 - 5:49PM



Weather: Cloudy

Field Times (Race Tempo)      2:29.08 (0:12.14)    2:16.94 (0:15.26)    2:01.68 (0:16.14)    1:45.54 (0:16.07)    1:29.47 (0:16.00)    1:13.47 (0:15.56)    0:57.91 (0:15.25)    0:42.66 (0:14.32)

Rank	TAB#	Horse	Overall Time	First 400m	Top Speed km/h (Section)	L1980	L1800	L1600	L1400	L1200	L1000	L800	L600
	(BAR#)	Driver	Margin (DT-W)	Last 600m	Fastest Section (Time)	Start - 2000	1800 - 1600	1600 - 1400	1400 - 1200	1200 - 1000	1000 - 800	800 - 600	600 - 400
1	2	Dash Dosh	2:29.08	0:29.82	53.1 (600-400)	2:29.08	2:16.46 [3]	2:00.89 [3]	1:44.76 [3]	1:28.71 [3]	1:12.63 [3]	0:57.18 [2]	0:42.35 [2]
	(2)	R T May		0:42.35	2000-1800 (0:12.62)	(0:12.62)	(0:15.57)	(0:16.13)	(0:16.05)	(0:16.08)	(0:15.45)	(0:14.83)	(0:14.03)
2	1	Tribbiani	2:29.38	0:29.44	52.0 (2000-1800)	2:29.38	2:16.89 [2]	2:01.57 [2]	1:45.41 [2]	1:29.38 [2]	1:13.33 [2]	0:57.84 [3]	0:42.64 [3]
	(1)	T M Williams	1.6L (-6)	0:42.64	2000-1800 (0:12.49)	(0:12.49)	(0:15.32)	(0:16.16)	(0:16.03)	(0:16.05)	(0:15.49)	(0:15.20)	(0:14.39)
3	3	Major Doosie	2:29.63	0:28.99	54.1 (2000-1800)	2:29.63	2:17.50 [1]	2:02.23 [1]	1:46.09 [1]	1:30.02 [1]	1:14.02 [1]	0:58.47 [1]	0:43.22 [1]
	(3)	K A Butt	3L (-8)	0:43.22	2000-1800 (0:12.13)	(0:12.13)	(0:15.27)	(0:16.14)	(0:16.07)	(0:16.00)	(0:15.55)	(0:15.25)	(0:14.32)
4	5	Snooowgood	2:31.15	0:30.52	52.0 (400-200)	2:31.15	2:17.42 [4]	2:02.24 [4]	1:46.42 [4]	1:30.42 [4]	1:14.33 [4]	0:58.88 [4]	0:43.97 [4]
	(U1)	S E O'Reilly	11.2L (+1)	0:43.97	2000-1800 (0:13.73)	(0:13.73)	(0:15.18)	(0:15.82)	(0:16.00)	(0:16.09)	(0:15.45)	(0:14.91)	(0:14.33)
5	4	Ya Rite Darl	2:36.23	0:34.38	52.4 (400-200)	2:36.23	2:19.15 [5]	2:03.41 [5]	1:48.00 [5]	1:32.13 [5]	1:15.76 [5]	0:59.27 [5]	0:43.23 [5]
	(4)	John R Dunn	38.6L (+8)	0:43.23	200-0 (0:13.96)	(0:17.08)	(0:15.74)	(0:15.41)	(0:15.87)	(0:16.37)	(0:16.49)	(0:16.04)	(0:15.14)

Scratched: Prestigious (#6)

[ ] Position in running at each section and finish    TAB# Saddle cloth number

Fastest split

-:-:- No data available at this section

BAR# Barrier/Gate Position

Fastest section

NA No data available

DNF Did not finish

DNT DNT Did not track

DT-W Distance travelled compared to winner in metres



NZ Metropolitan Trotting Club Inc Harness  
 Race 3: HORSES PERFORM BETTER ON BETAVET MOBILE TROT - 1980m  
 07 November 2025 - 5:49PM



Weather: Cloudy

Field Times                      0:28.35      0:14.31  
 (Race Tempo)                    (0:14.04)    (0:14.31)

Rank	TAB#	Horse	Overall Time	First 400m	Top Speed km/h (Section)	L400	L200						
	(BAR#)	Driver	Margin (DT-W)	Last 600m	Fastest Section (Time)	400 - 200	200 - Finish						
1	2	Dash Dosh	2:29.08	0:29.82	53.1 (600-400)	0:28.19 [1]	0:14.32 [1]						
	(2)	R T May		0:42.35	2000-1800 (0:12.62)	(0:14.00)	(0:14.32)						
2	1	Tribbiani	2:29.38	0:29.44	52.0 (2000-1800)	0:27.82 [3]	0:14.04 [2]						
	(1)	T M Williams	1.6L (-6)	0:42.64	2000-1800 (0:12.49)	(0:14.21)	(0:14.04)						
3	3	Major Doosie	2:29.63	0:28.99	54.1 (2000-1800)	0:27.40 [2]	0:14.82 [3]						
	(3)	K A Butt	3L (-8)	0:43.22	2000-1800 (0:12.13)	(0:14.08)	(0:14.82)						
4	5	Snoowgood	2:31.15	0:30.52	52.0 (400-200)	0:28.91 [4]	0:15.41 [4]						
	(U1)	S E O'Reilly	11.2L (+1)	0:43.97	2000-1800 (0:13.73)	(0:14.23)	(0:15.41)						
5	4	Ya Rite Darl	2:36.23	0:34.38	52.4 (400-200)	0:32.83 [5]	0:13.96 [5]						
	(4)	John R Dunn	38.6L (+8)	0:43.23	200-0 (0:13.96)	(0:14.13)	(0:13.96)						

Scratched: Prestigious (#6)

[ ] Position in running at each section and finish    TAB# Saddle cloth number

Fastest split

-:--:-- No data available at this section

BAR# Barrier/Gate Position

Fastest section

NA No data available

DNF Did not finish

DNT DNT Did not track

DT-W Distance travelled compared to winner in metres

Horse/Jockey Name	Dash Dosh/R T May
Finish Rank	1
Fastest Section Time (Section)	0:12.62 (2000-1800)
Top Speed [km/h] (Section)	53.1 (600-400)
Race State	Finished



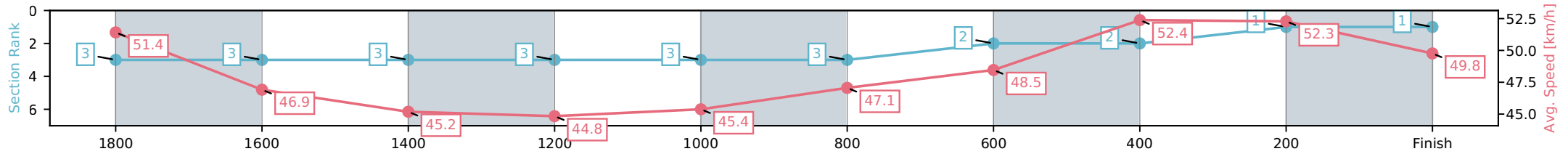
NZ Metropolitan Trotting Club Inc Harness  
 Race 3: HORSES PERFORM BETTER ON BETAVET MOBILE  
 TROT - 1980m



07 November 2025 - 5:49PM

Weather: Cloudy

Section	L1980	L1800	L1600	L1400	L1200	L1000	L800	L600	L400	L200
Section Times	2:29.08 (0:12.62)	2:14.77 [3] (0:15.57)	2:00.77 [3] (0:16.13)	1:46.73 [3] (0:16.05)	1:31.90 [3] (0:16.08)	1:16.46 [3] (0:15.45)	1:00.38 [2] (0:14.83)	0:44.32 [2] (0:14.03)	0:28.19 [1] (0:14.00)	0:12.62 [1] (0:14.32)
Average Speed [km/h]	51.4	46.9	45.2	44.8	45.4	47.1	48.5	52.4	52.3	49.8
Top Speed [km/h]	52.8	48.1	45.7	45.3	47.0	48.1	50.9	53.1	52.9	52.8
Avg. Dist. to Rail [m]	3.5	2.7	1.6	3.7	1.6	1.4	2.6	2.9	2.7	4.2



- [ ] Ranking at each section and finish
- :-:- No data available at this section
- NA No data available

Horse/Jockey Name	Tribbiani/T M Williams
Finish Rank	2
Fastest Section Time (Section)	0:12.49 (2000-1800)
Top Speed [km/h] (Section)	52.0 (2000-1800)
Race State	Finished



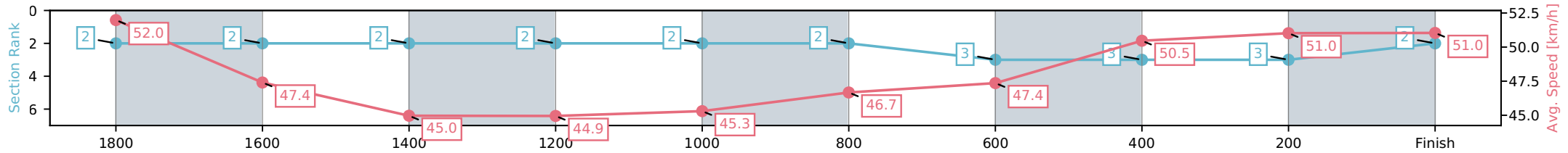
NZ Metropolitan Trotting Club Inc Harness  
 Race 3: HORSES PERFORM BETTER ON BETAVET MOBILE  
 TROT - 1980m



07 November 2025 - 5:49PM

Weather: Cloudy

Section	L1980	L1800	L1600	L1400	L1200	L1000	L800	L600	L400	L200
Section Times	2:29.38 (0:12.49)	2:15.34 [2] (0:15.32)	2:01.14 [2] (0:16.16)	1:46.75 [2] (0:16.03)	1:31.54 [2] (0:16.05)	1:16.05 [2] (0:15.49)	1:00.01 [3] (0:15.20)	0:43.97 [3] (0:14.39)	0:27.82 [3] (0:14.21)	0:12.50 [2] (0:14.04)
Average Speed [km/h]	52.0	47.4	45.0	44.9	45.3	46.7	47.4	50.5	51.0	51.0
Top Speed [km/h]	52.0	49.6	45.6	45.6	47.8	48.0	48.5	51.3	51.8	51.9
Avg. Dist. to Rail [m]	1.2	1.5	1.4	3.3	1.2	1.0	1.2	1.2	1.2	1.4



- [ ] Ranking at each section and finish
- :-:- No data available at this section
- NA No data available

Horse/Jockey Name	Major Doosie/K A Butt
Finish Rank	3
Fastest Section Time (Section)	0:12.13 (2000-1800)
Top Speed [km/h] (Section)	54.1 (2000-1800)
Race State	Finished



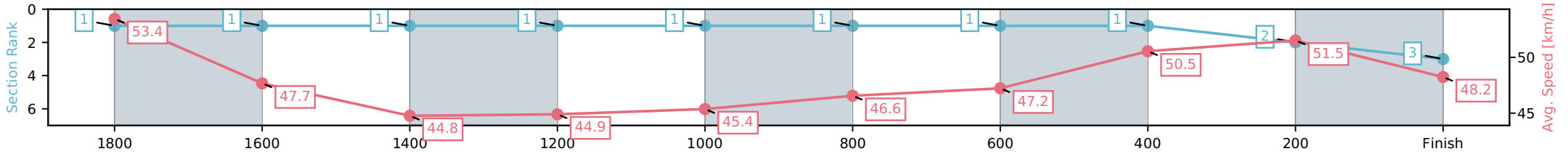
NZ Metropolitan Trotting Club Inc Harness  
 Race 3: HORSES PERFORM BETTER ON BETAVET MOBILE  
 TROT - 1980m



07 November 2025 - 5:49PM

Weather: Cloudy

Section	L1980	L1800	L1600	L1400	L1200	L1000	L800	L600	L400	L200
Section Times	2:29.63 (0:12.13)	2:14.82 [1] (0:15.27)	2:00.73 [1] (0:16.14)	1:46.42 [1] (0:16.07)	1:31.17 [1] (0:16.00)	1:15.61 [1] (0:15.55)	0:59.61 [1] (0:15.25)	0:43.54 [1] (0:14.32)	0:27.40 [2] (0:14.08)	0:12.14 [3] (0:14.82)
Average Speed [km/h]	53.4	47.7	44.8	44.9	45.4	46.6	47.2	50.5	51.5	48.2
Top Speed [km/h]	54.1	50.1	45.7	45.4	47.3	47.4	48.4	51.6	51.7	51.0
Avg. Dist. to Rail [m]	3.9	1.4	1.1	3.2	1.0	0.9	1.1	1.0	1.3	3.9



[ ] Ranking at each section and finish  
 -:-:- No data available at this section  
 NA No data available

Horse/Jockey Name	Snoowgood/S E O'Reilly
Finish Rank	4
Fastest Section Time (Section)	0:13.73 (2000-1800)
Top Speed [km/h] (Section)	52.0 (400-200)
Race State	Finished



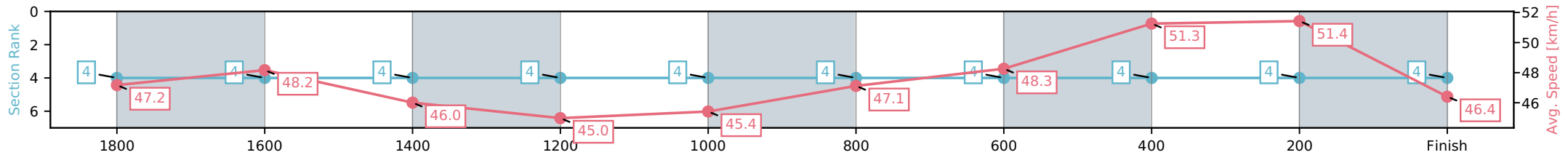
NZ Metropolitan Trotting Club Inc Harness  
 Race 3: HORSES PERFORM BETTER ON BETAVET MOBILE  
 TROT - 1980m



07 November 2025 - 5:49PM

Weather: Cloudy

Section	L1980	L1800	L1600	L1400	L1200	L1000	L800	L600	L400	L200
Section Times	2:31.15 (0:13.73)	2:15.74 [4] (0:15.18)	2:01.52 [4] (0:15.82)	1:47.18 [4] (0:16.00)	1:32.27 [4] (0:16.09)	1:16.82 [4] (0:15.45)	1:00.74 [4] (0:14.91)	0:44.73 [4] (0:14.33)	0:28.91 [4] (0:14.23)	0:13.73 [4] (0:15.41)
Average Speed [km/h]	47.2	48.2	46.0	45.0	45.4	47.1	48.3	51.3	51.4	46.4
Top Speed [km/h]	50.1	49.8	47.0	45.6	46.5	48.3	50.6	51.9	52.0	51.0
Avg. Dist. to Rail [m]	7.5	2.4	1.7	3.8	1.8	1.6	2.8	2.7	2.8	4.7



- [ ] Ranking at each section and finish
- :-:- No data available at this section
- NA No data available

Horse/Jockey Name	Ya Rite Darl/John R Dunn
Finish Rank	5
Fastest Section Time (Section)	0:13.96 (200-0)
Top Speed [km/h] (Section)	52.4 (400-200)
Race State	Finished



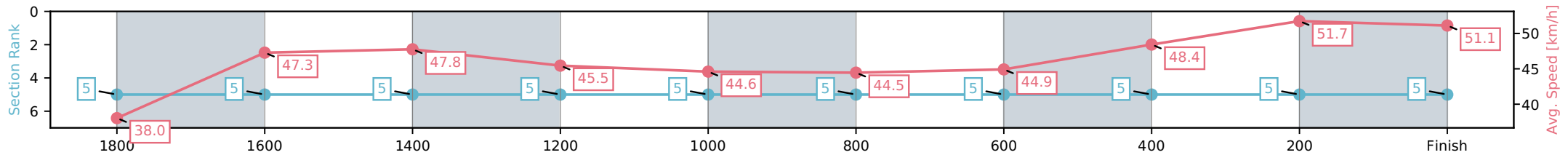
NZ Metropolitan Trotting Club Inc Harness  
 Race 3: HORSES PERFORM BETTER ON BETAVET MOBILE  
 TROT - 1980m



07 November 2025 - 5:49PM

Weather: Cloudy

Section	L1980	L1800	L1600	L1400	L1200	L1000	L800	L600	L400	L200
Section Times	2:36.23 (0:17.08)	2:22.27 [5] (0:15.74)	2:08.14 [5] (0:15.41)	1:53.01 [5] (0:15.87)	1:36.97 [5] (0:16.37)	1:20.48 [5] (0:16.49)	1:04.11 [5] (0:16.04)	0:48.24 [5] (0:15.14)	0:32.83 [5] (0:14.13)	0:17.08 [5] (0:13.96)
Average Speed [km/h]	38.0	47.3	47.8	45.5	44.6	44.5	44.9	48.4	51.7	51.1
Top Speed [km/h]	44.2	48.2	49.4	49.3	46.0	46.7	46.9	51.4	52.4	52.3
Avg. Dist. to Rail [m]	12.8	6.2	3.0	5.0	2.1	2.4	3.1	3.0	2.0	3.4



- [ ] Ranking at each section and finish
- :-:- No data available at this section
- NA No data available