



NZ Metropolitan Trotting Club Inc Harness

Race 4: VIP TRADE WORLD DRIVING CHAMPIONSHIP HEAT 11 (MOB PACE) - 1980m

07 November 2025 - 6:21PM



Weather: Cloudy

Field Times	2:25.19	2:13.81	1:59.67	1:44.62	1:28.77	1:12.91	0:57.57	0:43.02
(Race Tempo)	(0:11.38)	(0:14.13)	(0:15.05)	(0:15.85)	(0:15.87)	(0:15.34)	(0:14.55)	(0:14.59)

Rank	TAB#	Horse	Overall Time	First 400m	Top Speed km/h (Section)	L1980	L1800	L1600	L1400	L1200	L1000	L800	L600
	(BAR#)	Driver	Margin (DT-W)	Last 600m	Fastest Section (Time)	Start - 2000	1800 - 1600	1600 - 1400	1400 - 1200	1200 - 1000	1000 - 800	800 - 600	600 - 400
1	3	Always A Menace	2:25.19	0:26.97	55.3 (2000-1800)	2:25.19	2:13.48 [1]	1:59.68 [1]	1:44.63 [1]	1:28.78 [1]	1:12.91 [1]	0:57.57 [1]	0:43.02 [1]
	(3)	B N Orange		0:43.02	2000-1800 (0:11.71)	(0:11.71)	(0:13.80)	(0:15.05)	(0:15.85)	(0:15.87)	(0:15.34)	(0:14.55)	(0:14.59)
2	4	Sandy Shore	2:25.49	0:27.17	57.7 (2000-1800)	2:25.49	2:14.11 [2]	1:59.82 [2]	1:44.60 [2]	1:28.73 [2]	1:12.90 [2]	0:57.57 [3]	0:43.01 [2]
	(4)	B M Beckwith	1.6L (-3)	0:43.01	2000-1800 (0:11.38)	(0:11.38)	(0:14.29)	(0:15.22)	(0:15.87)	(0:15.83)	(0:15.33)	(0:14.56)	(0:14.59)
3	1	Hi Life	2:25.70	0:27.50	55.0 (2000-1800)	2:25.70	2:13.93 [3]	1:59.71 [3]	1:44.43 [4]	1:28.63 [4]	1:12.79 [4]	0:57.43 [4]	0:42.92 [3]
	(1)	G Minnucci	2.8L (-1)	0:42.92	2000-1800 (0:11.77)	(0:11.77)	(0:14.22)	(0:15.28)	(0:15.80)	(0:15.84)	(0:15.36)	(0:14.51)	(0:14.60)
4	8	Brandi Snapp	2:26.69	0:28.62	54.6 (2000-1800)	2:26.69	2:14.55 [9]	1:59.54 [9]	1:44.48 [9]	1:28.67 [9]	1:13.01 [9]	0:57.69 [7]	0:43.56 [8]
	(8)	M E A Djuse	8.1L (+21)	0:43.56	2000-1800 (0:12.14)	(0:12.14)	(0:15.01)	(0:15.06)	(0:15.81)	(0:15.66)	(0:15.32)	(0:14.13)	(0:14.59)
5	5	Didjaseemiki	2:26.77	0:28.24	54.0 (2000-1800)	2:26.77	2:14.52 [7]	1:59.99 [7]	1:44.84 [8]	1:29.03 [8]	1:13.28 [8]	0:57.86 [9]	0:43.41 [9]
	(5)	G E Hall Jnr	8.6L (+5)	0:43.41	2000-1800 (0:12.25)	(0:12.25)	(0:14.53)	(0:15.15)	(0:15.81)	(0:15.75)	(0:15.42)	(0:14.45)	(0:14.40)
6	10	Gladys Greenland	2:26.84	0:27.83	55.0 (2000-1800)	2:26.84	2:14.70 [4]	2:00.52 [5]	1:45.25 [6]	1:29.44 [6]	1:13.62 [6]	0:58.27 [8]	0:43.70 [6]
	(10)	M Nimczyk	8.9L (-1)	0:43.70	2000-1800 (0:12.14)	(0:12.14)	(0:14.18)	(0:15.27)	(0:15.81)	(0:15.82)	(0:15.35)	(0:14.57)	(0:14.56)
7	7	Sofia Rose	2:26.87	0:28.55	55.6 (2000-1800)	2:26.87	2:15.01 [8]	1:59.84 [8]	1:44.70 [7]	1:29.21 [7]	1:13.55 [7]	0:58.23 [6]	0:43.83 [7]
	(7)	J A MacDonald	9.1L (+14)	0:43.83	2000-1800 (0:11.86)	(0:11.86)	(0:15.17)	(0:15.14)	(0:15.49)	(0:15.66)	(0:15.32)	(0:14.40)	(0:14.67)
8	11	Double Quick	2:27.19	0:28.22	55.2 (2000-1800)	2:27.19	2:15.09 [6]	2:00.49 [6]	1:45.38 [5]	1:29.86 [5]	1:14.18 [5]	0:58.86 [5]	0:44.40 [5]
	(11)	S H Raitala	10.8L (+14)	0:44.40	2000-1800 (0:12.10)	(0:12.10)	(0:14.60)	(0:15.11)	(0:15.52)	(0:15.68)	(0:15.32)	(0:14.46)	(0:14.69)
9	9	Ann Sophie	2:28.17	0:29.06	54.9 (1800-1600)	2:28.17	2:14.33 [10]	2:00.58 [10]	1:45.63 [10]	1:29.81 [10]	1:14.30 [10]	0:58.92 [10]	0:44.70 [10]
	(9)	P Vercruyssen	16.1L (+2)	0:44.70	1800-1600 (0:13.75)	(0:13.84)	(0:13.75)	(0:14.95)	(0:15.82)	(0:15.51)	(0:15.38)	(0:14.22)	(0:14.53)
10	2	Hey Tonight	2:29.31	0:27.91	55.6 (2000-1800)	2:29.31	2:17.51 [5]	2:02.92 [4]	1:47.79 [3]	1:32.34 [3]	1:16.59 [3]	1:01.25 [2]	0:46.83 [4]
	(2)	J van Rijn	22.3L (+12)	0:46.83	2000-1800 (0:11.80)	(0:11.80)	(0:14.59)	(0:15.13)	(0:15.45)	(0:15.75)	(0:15.34)	(0:14.42)	(0:14.99)

Scratched: Lily's A Star (#6)

Report Created: Fri 07 November 2025 17:04:55 GMT+11 (Note: Timing is based on positional data)

[] Position in running at each section and finish TAB# Saddle cloth number

-:-:- No data available at this section

NA No data available

DNT DNT Did not track

BAR# Barrier/Gate Position

DNF Did not finish

DT-W Distance travelled compared to winner in metres

Fastest split

Fastest section

data processed by





NZ Metropolitan Trotting Club Inc Harness

Race 4: VIP TRADE WORLD DRIVING CHAMPIONSHIP HEAT 11 (MOB PACE) - 1980m

07 November 2025 - 6:21PM



Weather: Cloudy

Field Times 0:28.43 0:14.14
(Race Tempo) (0:14.29) (0:14.14)

Rank	TAB#	Horse	Overall Time	First 400m	Top Speed km/h (Section)	L400	L200						
	(BAR#)	Driver	Margin (DT-W)	Last 600m	Fastest Section (Time)	400 - 200	200 - Finish						
1	3	Always A Menace	2:25.19	0:26.97	55.3 (2000-1800)	0:25.52 [1]	0:14.15 [1]						
	(3)	B N Orange		0:43.02	2000-1800 (0:11.71)	(0:14.28)	(0:14.15)						
2	4	Sandy Shore	2:25.49	0:27.17	57.7 (2000-1800)	0:25.67 [2]	0:14.14 [2]						
	(4)	B M Beckwith	1.6L (-3)	0:43.01	2000-1800 (0:11.38)	(0:14.28)	(0:14.14)						
3	1	Hi Life	2:25.70	0:27.50	55.0 (2000-1800)	0:26.00 [3]	0:14.03 [3]						
	(1)	G Minnucci	2.8L (-1)	0:42.92	2000-1800 (0:11.77)	(0:14.29)	(0:14.03)						
4	8	Brandi Snapp	2:26.69	0:28.62	54.6 (2000-1800)	0:27.16 [8]	0:14.09 [4]						
	(8)	M E A Djuse	8.1L (+21)	0:43.56	2000-1800 (0:12.14)	(0:14.88)	(0:14.09)						
5	5	Didjaseemiki	2:26.77	0:28.24	54.0 (2000-1800)	0:26.79 [6]	0:14.34 [5]						
	(5)	G E Hall Jnr	8.6L (+5)	0:43.41	2000-1800 (0:12.25)	(0:14.67)	(0:14.34)						
6	10	Gladys Greenland	2:26.84	0:27.83	55.0 (2000-1800)	0:26.32 [4]	0:14.69 [6]						
	(10)	M Nimczyk	8.9L (-1)	0:43.70	2000-1800 (0:12.14)	(0:14.45)	(0:14.69)						
7	7	Sofia Rose	2:26.87	0:28.55	55.6 (2000-1800)	0:27.03 [7]	0:14.32 [7]						
	(7)	J A MacDonald	9.1L (+14)	0:43.83	2000-1800 (0:11.86)	(0:14.84)	(0:14.32)						
8	11	Double Quick	2:27.19	0:28.22	55.2 (2000-1800)	0:26.70 [5]	0:14.93 [8]						
	(11)	S H Raitala	10.8L (+14)	0:44.40	2000-1800 (0:12.10)	(0:14.78)	(0:14.93)						
9	9	Ann Sophie	2:28.17	0:29.06	54.9 (1800-1600)	0:27.59 [9]	0:15.42 [9]						
	(9)	P Vercruysse	16.1L (+2)	0:44.70	1800-1600 (0:13.75)	(0:14.75)	(0:15.42)						
10	2	Hey Tonight	2:29.31	0:27.91	55.6 (2000-1800)	0:26.40 [10]	0:16.43 [10]						
	(2)	J van Rijn	22.3L (+12)	0:46.83	2000-1800 (0:11.80)	(0:15.41)	(0:16.43)						

Scratched: Lily's A Star (#6)

[] Position in running at each section and finish TAB# Saddle cloth number

Fastest split

-:-:- No data available at this section

BAR# Barrier/Gate Position

Fastest section

NA No data available

DNF Did not finish

DNT DNT Did not track

DT-W Distance travelled compared to winner in metres

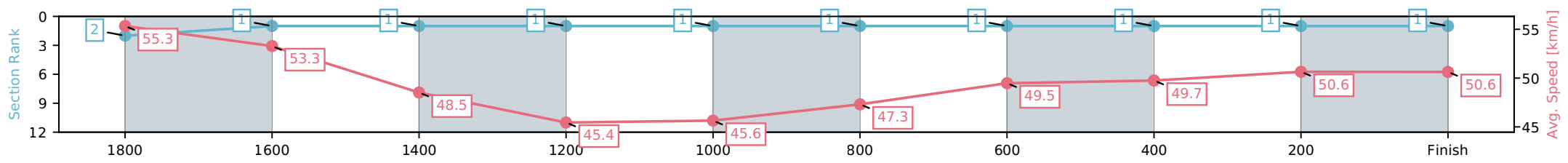
Horse/Jockey Name	Always A Menace/B N Orange
Finish Rank	1
Fastest Section Time (Section)	0:11.71 (2000-1800)
Top Speed [km/h] (Section)	55.3 (2000-1800)
Race State	Finished



NZ Metropolitan Trotting Club Inc Harness
 Race 4: VIP TRADE WORLD DRIVING CHAMPIONSHIP HEAT
 11 (MOB PACE) - 1980m
 07 November 2025 - 6:21PM
 Weather: Cloudy



Section	L1980	L1800	L1600	L1400	L1200	L1000	L800	L600	L400	L200
Section Times	2:25.19 (0:11.71)	2:11.05 [1] (0:13.80)	1:56.76 [1] (0:15.05)	1:42.17 [1] (0:15.85)	1:27.62 [1] (0:15.87)	1:12.28 [1] (0:15.34)	0:56.42 [1] (0:14.55)	0:40.57 [1] (0:14.59)	0:25.52 [1] (0:14.28)	0:11.71 [1] (0:14.15)
Average Speed [km/h]	55.3	53.3	48.5	45.4	45.6	47.3	49.5	49.7	50.6	50.6
Top Speed [km/h]	55.3	54.3	51.4	46.4	47.6	48.2	49.9	50.0	51.5	51.5
Avg. Dist. to Rail [m]	5.5	3.8	2.0	2.4	0.9	1.1	1.6	1.2	1.5	4.4



[] Ranking at each section and finish
 -:-:- No data available at this section
 NA No data available

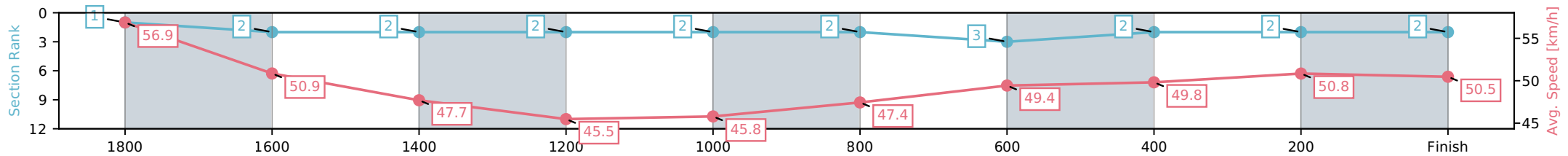
Horse/Jockey Name	Sandy Shore/B M Beckwith
Finish Rank	2
Fastest Section Time (Section)	0:11.38 (2000-1800)
Top Speed [km/h] (Section)	57.7 (2000-1800)
Race State	Finished



NZ Metropolitan Trotting Club Inc Harness
 Race 4: VIP TRADE WORLD DRIVING CHAMPIONSHIP HEAT
 11 (MOB PACE) - 1980m
 07 November 2025 - 6:21PM
 Weather: Cloudy



Section	L1980	L1800	L1600	L1400	L1200	L1000	L800	L600	L400	L200
Section Times	2:25.49 (0:11.38)	2:11.36 [2] (0:14.29)	1:57.08 [2] (0:15.22)	1:42.48 [2] (0:15.87)	1:27.92 [2] (0:15.83)	1:12.60 [2] (0:15.33)	0:56.76 [3] (0:14.56)	0:40.90 [2] (0:14.59)	0:25.67 [2] (0:14.28)	0:11.38 [2] (0:14.14)
Average Speed [km/h]	56.9	50.9	47.7	45.5	45.8	47.4	49.4	49.8	50.8	50.5
Top Speed [km/h]	57.7	52.3	48.8	46.5	47.8	48.6	49.8	50.0	52.3	52.4
Avg. Dist. to Rail [m]	6.2	1.6	1.5	2.4	1.2	1.2	1.7	1.3	1.3	2.1



[] Ranking at each section and finish
 -:-:- No data available at this section
 NA No data available

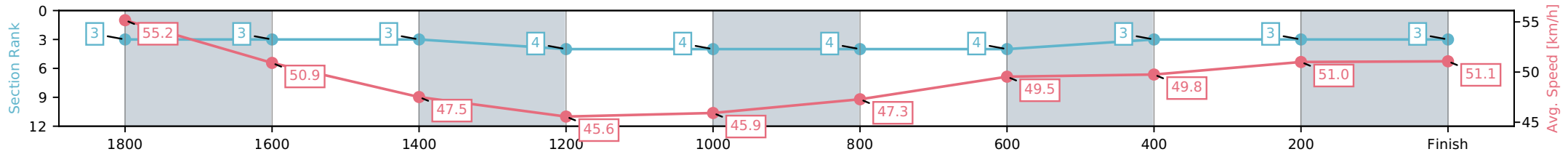
Horse/Jockey Name	Hi Life/G Minnucci
Finish Rank	3
Fastest Section Time (Section)	0:11.77 (2000-1800)
Top Speed [km/h] (Section)	55.0 (2000-1800)
Race State	Finished



NZ Metropolitan Trotting Club Inc Harness
 Race 4: VIP TRADE WORLD DRIVING CHAMPIONSHIP HEAT
 11 (MOB PACE) - 1980m
 07 November 2025 - 6:21PM
 Weather: Cloudy



Section	L1980	L1800	L1600	L1400	L1200	L1000	L800	L600	L400	L200
Section Times	2:25.70 (0:11.77)	2:11.67 [3] (0:14.22)	1:57.39 [3] (0:15.28)	1:42.79 [4] (0:15.80)	1:28.27 [4] (0:15.84)	1:12.92 [4] (0:15.36)	0:57.07 [4] (0:14.51)	0:41.28 [3] (0:14.60)	0:26.00 [3] (0:14.29)	0:11.78 [3] (0:14.03)
Average Speed [km/h]	55.2	50.9	47.5	45.6	45.9	47.3	49.5	49.8	51.0	51.1
Top Speed [km/h]	55.0	53.4	48.4	46.7	47.8	48.9	49.8	50.1	51.9	51.6
Avg. Dist. to Rail [m]	2.0	1.3	1.1	2.2	1.2	1.2	1.6	1.4	2.0	5.1



[] Ranking at each section and finish
 -:-:- No data available at this section
 NA No data available

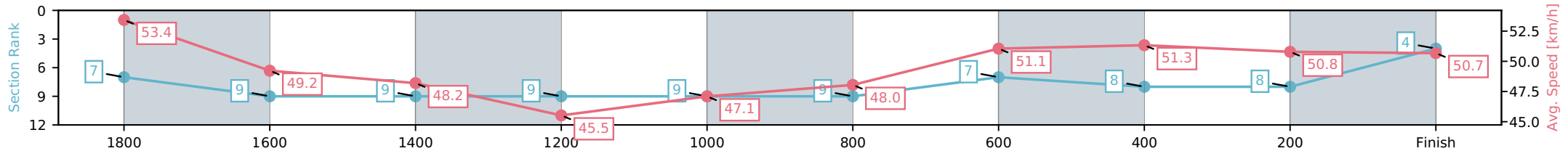
Horse/Jockey Name	Brandi Snapp/M E A Djuse
Finish Rank	4
Fastest Section Time (Section)	0:12.14 (2000-1800)
Top Speed [km/h] (Section)	54.6 (2000-1800)
Race State	Finished



NZ Metropolitan Trotting Club Inc Harness
 Race 4: VIP TRADE WORLD DRIVING CHAMPIONSHIP HEAT
 11 (MOB PACE) - 1980m
 07 November 2025 - 6:21PM
 Weather: Cloudy



Section	L1980	L1800	L1600	L1400	L1200	L1000	L800	L600	L400	L200
Section Times	2:26.69 (0:12.14)	2:12.61 [9] (0:15.01)	1:57.73 [9] (0:15.06)	1:43.13 [9] (0:15.81)	1:29.00 [9] (0:15.66)	1:13.68 [9] (0:15.32)	0:58.02 [7] (0:14.13)	0:42.21 [8] (0:14.59)	0:27.16 [8] (0:14.88)	0:12.14 [4] (0:14.09)
Average Speed [km/h]	53.4	49.2	48.2	45.5	47.1	48.0	51.1	51.3	50.8	50.7
Top Speed [km/h]	54.6	50.2	49.9	46.6	48.8	49.3	51.6	51.9	51.3	51.3
Avg. Dist. to Rail [m]	11.2	4.6	1.4	3.1	3.0	3.2	4.9	5.4	7.3	11.1



[] Ranking at each section and finish
 -:-:- No data available at this section
 NA No data available

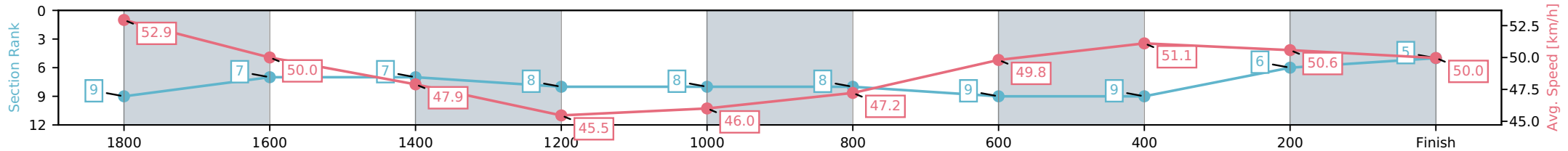
Horse/Jockey Name	Didjaseemiki/G E Hall Jnr
Finish Rank	5
Fastest Section Time (Section)	0:12.25 (2000-1800)
Top Speed [km/h] (Section)	54.0 (2000-1800)
Race State	Finished



NZ Metropolitan Trotting Club Inc Harness
 Race 4: VIP TRADE WORLD DRIVING CHAMPIONSHIP HEAT
 11 (MOB PACE) - 1980m
 07 November 2025 - 6:21PM
 Weather: Cloudy



Section	L1980	L1800	L1600	L1400	L1200	L1000	L800	L600	L400	L200
Section Times	2:26.77 (0:12.25)	2:12.43 [7] (0:14.53)	1:57.76 [7] (0:15.15)	1:43.37 [8] (0:15.81)	1:28.91 [8] (0:15.75)	1:13.50 [8] (0:15.42)	0:57.75 [9] (0:14.45)	0:41.93 [9] (0:14.40)	0:26.79 [6] (0:14.67)	0:12.25 [5] (0:14.34)
Average Speed [km/h]	52.9	50.0	47.9	45.5	46.0	47.2	49.8	51.1	50.6	50.0
Top Speed [km/h]	54.0	51.0	49.5	46.4	47.0	48.7	50.8	52.8	51.8	51.1
Avg. Dist. to Rail [m]	6.6	2.2	1.3	2.7	0.8	1.1	2.5	2.8	5.0	8.2



[] Ranking at each section and finish
 -:-:- No data available at this section
 NA No data available

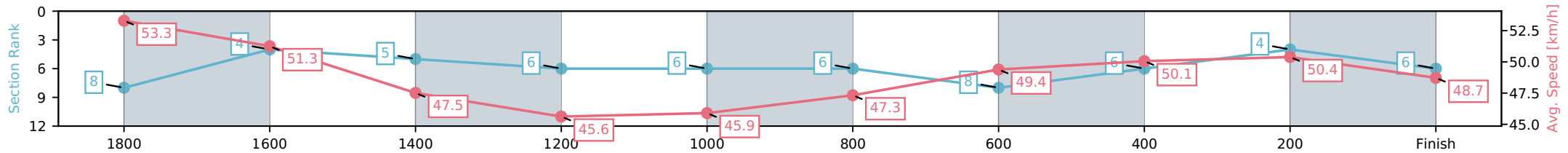
Horse/Jockey Name	Gladys Greenland/M Nimczyk
Finish Rank	6
Fastest Section Time (Section)	0:12.14 (2000-1800)
Top Speed [km/h] (Section)	55.0 (2000-1800)
Race State	Finished



NZ Metropolitan Trotting Club Inc Harness
 Race 4: VIP TRADE WORLD DRIVING CHAMPIONSHIP HEAT
 11 (MOB PACE) - 1980m
 07 November 2025 - 6:21PM
 Weather: Cloudy



Section	L1980	L1800	L1600	L1400	L1200	L1000	L800	L600	L400	L200
Section Times	2:26.84 (0:12.14)	2:12.16 [4] (0:14.18)	1:57.71 [5] (0:15.27)	1:43.14 [6] (0:15.81)	1:28.58 [6] (0:15.82)	1:13.22 [6] (0:15.35)	0:57.41 [8] (0:14.57)	0:41.59 [6] (0:14.56)	0:26.32 [4] (0:14.45)	0:12.15 [6] (0:14.69)
Average Speed [km/h]	53.3	51.3	47.5	45.6	45.9	47.3	49.4	50.1	50.4	48.7
Top Speed [km/h]	55.0	53.7	48.7	46.7	47.7	48.5	50.2	50.3	51.5	50.2
Avg. Dist. to Rail [m]	2.6	1.5	1.3	2.6	1.2	1.3	2.2	1.6	2.2	6.1



[] Ranking at each section and finish
 -:-:- No data available at this section
 NA No data available

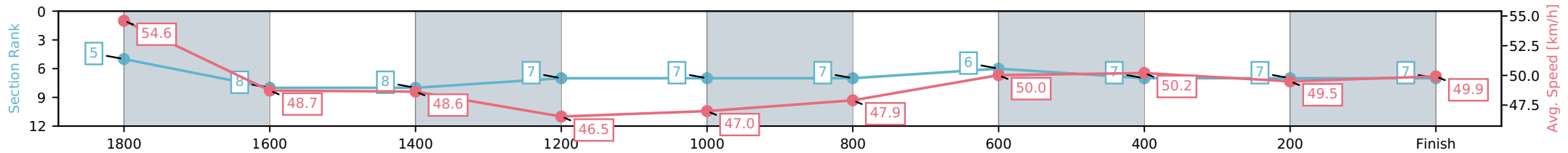
Horse/Jockey Name	Sofia Rose/J A MacDonald
Finish Rank	7
Fastest Section Time (Section)	0:11.86 (2000-1800)
Top Speed [km/h] (Section)	55.6 (2000-1800)
Race State	Finished



NZ Metropolitan Trotting Club Inc Harness
 Race 4: VIP TRADE WORLD DRIVING CHAMPIONSHIP HEAT
 11 (MOB PACE) - 1980m
 07 November 2025 - 6:21PM
 Weather: Cloudy



Section	L1980	L1800	L1600	L1400	L1200	L1000	L800	L600	L400	L200
Section Times	2:26.87 (0:11.86)	2:12.56 [8] (0:15.17)	1:57.72 [8] (0:15.14)	1:43.05 [7] (0:15.49)	1:28.65 [7] (0:15.66)	1:13.32 [7] (0:15.32)	0:57.66 [6] (0:14.40)	0:42.18 [7] (0:14.67)	0:27.03 [7] (0:14.84)	0:11.86 [7] (0:14.32)
Average Speed [km/h]	54.6	48.7	48.6	46.5	47.0	47.9	50.0	50.2	49.5	49.9
Top Speed [km/h]	55.6	49.9	49.1	47.0	48.7	49.6	50.5	51.3	51.0	51.0
Avg. Dist. to Rail [m]	8.3	4.6	3.0	4.3	2.7	2.9	3.7	3.0	3.0	4.0



[] Ranking at each section and finish
 -:-:- No data available at this section
 NA No data available

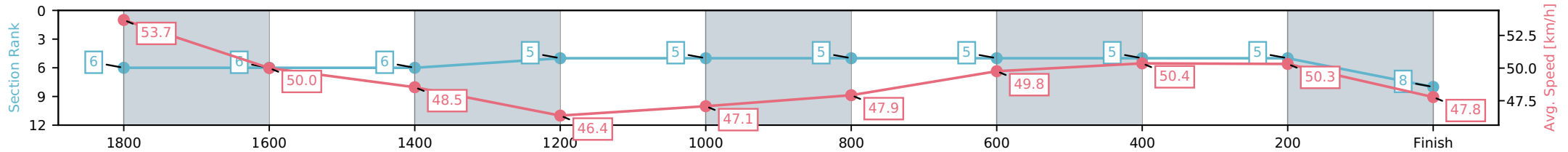
Horse/Jockey Name	Double Quick/S H Raitala
Finish Rank	8
Fastest Section Time (Section)	0:12.10 (2000-1800)
Top Speed [km/h] (Section)	55.2 (2000-1800)
Race State	Finished



NZ Metropolitan Trotting Club Inc Harness
 Race 4: VIP TRADE WORLD DRIVING CHAMPIONSHIP HEAT
 11 (MOB PACE) - 1980m
 07 November 2025 - 6:21PM
 Weather: Cloudy



Section	L1980	L1800	L1600	L1400	L1200	L1000	L800	L600	L400	L200
Section Times	2:27.19 (0:12.10)	2:12.26 [6] (0:14.60)	1:57.49 [6] (0:15.11)	1:42.80 [5] (0:15.52)	1:28.33 [5] (0:15.68)	1:13.01 [5] (0:15.32)	0:57.34 [5] (0:14.46)	0:41.82 [5] (0:14.69)	0:26.70 [5] (0:14.78)	0:12.11 [8] (0:14.93)
Average Speed [km/h]	53.7	50.0	48.5	46.4	47.1	47.9	49.8	50.4	50.3	47.8
Top Speed [km/h]	55.2	52.6	49.3	47.2	48.6	49.7	50.2	51.1	51.1	49.6
Avg. Dist. to Rail [m]	3.4	2.5	2.8	4.2	2.9	2.8	3.2	3.5	4.7	7.0



- [] Ranking at each section and finish
- :-:- No data available at this section
- NA No data available

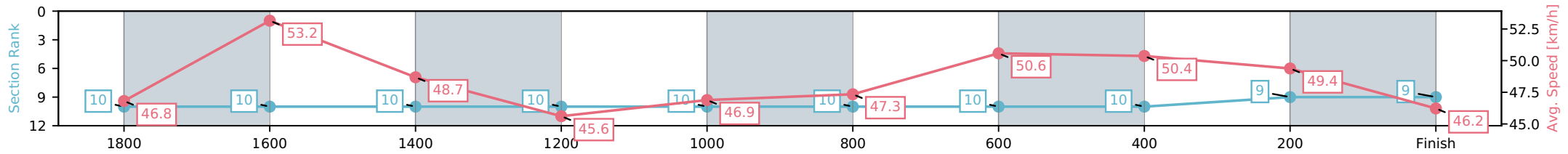
Horse/Jockey Name	Ann Sophie/P Vercruysse
Finish Rank	9
Fastest Section Time (Section)	0:13.75 (1800-1600)
Top Speed [km/h] (Section)	54.9 (1800-1600)
Race State	Finished



NZ Metropolitan Trotting Club Inc Harness
 Race 4: VIP TRADE WORLD DRIVING CHAMPIONSHIP HEAT
 11 (MOB PACE) - 1980m
 07 November 2025 - 6:21PM
 Weather: Cloudy



Section	L1980	L1800	L1600	L1400	L1200	L1000	L800	L600	L400	L200
Section Times	2:28.17 (0:13.84)	2:12.75 [10] (0:13.75)	1:58.01 [10] (0:14.95)	1:43.47 [10] (0:15.82)	1:29.26 [10] (0:15.51)	1:13.87 [10] (0:15.38)	0:58.36 [10] (0:14.22)	0:42.54 [10] (0:14.53)	0:27.59 [9] (0:14.75)	0:13.84 [9] (0:15.42)
Average Speed [km/h]	46.8	53.2	48.7	45.6	46.9	47.3	50.6	50.4	49.4	46.2
Top Speed [km/h]	51.5	54.9	50.7	47.8	48.0	48.4	51.9	51.3	50.3	50.0
Avg. Dist. to Rail [m]	13.3	3.1	1.5	3.1	1.3	1.5	2.3	2.2	1.6	2.5



- [] Ranking at each section and finish
- :-:- No data available at this section
- NA No data available

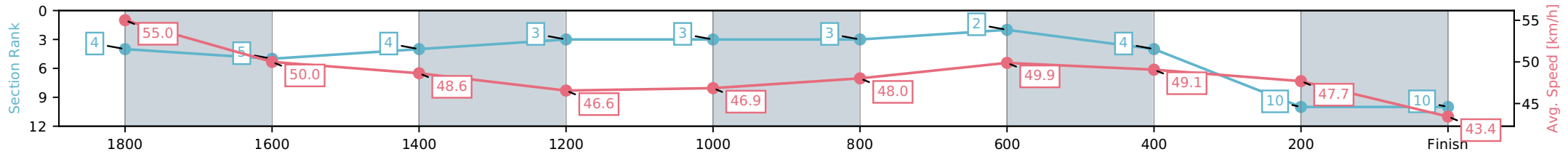
Horse/Jockey Name	Hey Tonight/J van Rijn
Finish Rank	10
Fastest Section Time (Section)	0:11.80 (2000-1800)
Top Speed [km/h] (Section)	55.6 (2000-1800)
Race State	Finished



NZ Metropolitan Trotting Club Inc Harness
 Race 4: VIP TRADE WORLD DRIVING CHAMPIONSHIP HEAT
 11 (MOB PACE) - 1980m
 07 November 2025 - 6:21PM
 Weather: Cloudy



Section	L1980	L1800	L1600	L1400	L1200	L1000	L800	L600	L400	L200
Section Times	2:29.31 (0:11.80)	2:12.89 [5] (0:14.59)	1:57.48 [4] (0:15.13)	1:42.48 [3] (0:15.45)	1:28.07 [3] (0:15.75)	1:12.72 [3] (0:15.34)	0:56.97 [2] (0:14.42)	0:41.52 [4] (0:14.99)	0:26.40 [10] (0:15.41)	0:11.81 [10] (0:16.43)
Average Speed [km/h]	55.0	50.0	48.6	46.6	46.9	48.0	49.9	49.1	47.7	43.4
Top Speed [km/h]	55.6	52.2	49.3	47.5	48.3	49.4	50.6	49.6	49.5	47.7
Avg. Dist. to Rail [m]	3.0	2.5	2.7	3.9	2.9	3.2	3.1	2.9	3.6	3.0



[] Ranking at each section and finish
 -:-:- No data available at this section
 NA No data available