



# NZ Metropolitan Trotting Club Inc Harness

Race 6: STEVIE & MAREE - HARCOURTS HORNBY WDC25 HEAT 13 (MOB PACE) - 2600m

07 November 2025 - 7:24PM



Weather: Cloudy

Field Times	3:15.19	3:02.83	2:47.82	2:32.20	2:17.35	2:02.33	1:47.63	1:32.31
(Race Tempo)	(0:12.36)	(0:15.02)	(0:15.62)	(0:14.85)	(0:15.02)	(0:14.70)	(0:15.32)	(0:16.45)

Rank	TAB#	Horse	Overall Time	First 400m	Top Speed km/h (Section)	L2600	L2400	L2200	L2000	L1800	L1600	L1400	L1200
	(BAR#)	Driver	Margin (DT-W)	Last 600m	Fastest Section (Time)	Start - 2400	2400 - 2200	2200 - 2000	2000 - 1800	1800 - 1600	1600 - 1400	1400 - 1200	1200 - 1000
1	9	Mr Cash Man	3:15.19	0:27.84	53.3 (2600-2400)	3:15.19	3:02.08 [3]	2:47.35 [1]	2:32.21 [2]	2:17.23 [4]	2:01.86 [5]	1:46.81 [5]	1:31.64 [5]
	(9)	M E A Djuse		0:44.65	2600-2400 (0:13.11)	(0:13.11)	(0:14.73)	(0:15.14)	(0:14.98)	(0:15.37)	(0:15.05)	(0:15.17)	(0:16.46)
2	8	Times Are A Changin	3:15.71	0:28.81	51.0 (2600-2400)	3:15.71	3:01.85 [9]	2:46.90 [9]	2:31.38 [10]	2:16.08 [9]	2:01.39 [9]	1:46.52 [8]	1:31.51 [8]
	(8)	G E Hall Jnr	2.8L (-1)	0:44.59	2600-2400 (0:13.86)	(0:13.86)	(0:14.95)	(0:15.52)	(0:15.30)	(0:14.69)	(0:14.87)	(0:15.01)	(0:16.48)
3	4	Major Happy	3:16.19	0:27.96	54.6 (2600-2400)	3:16.19	3:03.22 [4]	2:48.23 [4]	2:32.84 [1]	2:18.36 [2]	2:03.19 [3]	1:48.27 [3]	1:32.97 [3]
	(4)	P Vercruyse	5.4L (-14)	0:45.78	2600-2400 (0:12.97)	(0:12.97)	(0:14.99)	(0:15.39)	(0:14.48)	(0:15.17)	(0:14.92)	(0:15.30)	(0:16.43)
4	11	Major Torque	3:16.67	0:28.35	54.2 (2600-2400)	3:16.67	3:03.37 [7]	2:48.32 [6]	2:32.91 [3]	2:18.48 [1]	2:03.81 [1]	1:49.11 [1]	1:33.80 [1]
	(11)	B N Orange	8L (-11)	0:46.57	2600-2400 (0:13.30)	(0:13.30)	(0:15.05)	(0:15.41)	(0:14.43)	(0:14.67)	(0:14.70)	(0:15.31)	(0:16.46)
5	2	Betterwithbling	3:16.88	0:28.29	53.5 (2600-2400)	3:16.88	3:03.71 [6]	2:48.59 [7]	2:32.91 [9]	2:17.61 [10]	2:02.22 [10]	1:47.48 [10]	1:32.36 [10]
	(2)	J A MacDonald	9.1L (-10)	0:45.57	2600-2400 (0:13.17)	(0:13.17)	(0:15.12)	(0:15.68)	(0:15.30)	(0:15.39)	(0:14.74)	(0:15.12)	(0:16.48)
6	7	Stephs Boy	3:16.88	0:27.37	56.4 (2600-2400)	3:16.88	3:04.44 [1]	2:49.51 [1]	2:33.90 [4]	2:18.58 [6]	2:03.24 [7]	1:48.15 [7]	1:33.00 [7]
	(7)	M Nimczyk	9.2L (-15)	0:45.95	2600-2400 (0:12.44)	(0:12.44)	(0:14.93)	(0:15.61)	(0:15.32)	(0:15.34)	(0:15.09)	(0:15.15)	(0:16.45)
7	10	Just Ask Paddy	3:17.32	0:28.69	54.3 (2600-2400)	3:17.32	3:03.76 [8]	2:48.63 [8]	2:33.20 [5]	2:18.80 [3]	2:04.17 [2]	1:49.74 [2]	1:34.17 [2]
	(10)	J van Rijn	11.5L (+1)	0:47.19	2600-2400 (0:13.56)	(0:13.56)	(0:15.13)	(0:15.43)	(0:14.40)	(0:14.63)	(0:14.43)	(0:15.57)	(0:16.48)
8	5	Topaz	3:18.91	0:29.04	54.8 (2600-2400)	3:18.91	3:05.91 [10]	2:49.87 [10]	2:34.41 [8]	2:19.92 [5]	2:05.31 [4]	1:50.58 [4]	1:35.41 [4]
	(5)	G Minnucci	20.2L (+13)	0:48.70	2600-2400 (0:13.00)	(0:13.00)	(0:16.04)	(0:15.46)	(0:14.49)	(0:14.61)	(0:14.73)	(0:15.17)	(0:16.50)
9	6	Onwardsandupwards	3:19.31	0:27.61	57.1 (2600-2400)	3:19.31	3:06.96 [2]	2:51.70 [3]	2:36.02 [6]	2:20.71 [7]	2:05.36 [6]	1:50.66 [6]	1:35.47 [6]
	(6)	B M Beckwith	22.3L (-1)	0:48.62	2600-2400 (0:12.35)	(0:12.35)	(0:15.26)	(0:15.68)	(0:15.31)	(0:15.35)	(0:14.70)	(0:15.19)	(0:16.44)

Scratched: Touch N Go (#1)  
Did Not Finish: Henry Winkler (#3)

[ ] Position in running at each section and finish TAB# Saddle cloth number

-:-:- No data available at this section

NA No data available

DNT DNT Did not track

BAR# Barrier/Gate Position

DNF Did not finish

DT-W Distance travelled compared to winner in metres

Fastest split

Fastest section



Horse/Jockey Name	Mr Cash Man/M E A Djuse
Finish Rank	1
Fastest Section Time (Section)	0:13.11 (2600-2400)
Top Speed [km/h] (Section)	53.3 (2600-2400)
Race State	Finished



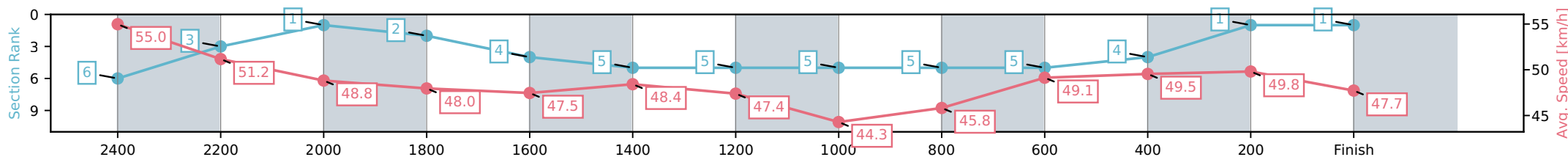
NZ Metropolitan Trotting Club Inc Harness  
 Race 6: STEVIE & MAREE - HARCOURTS HORNBY WDC25  
 HEAT 13 (MOB PACE) - 2600m



07 November 2025 - 7:24PM

Weather: Cloudy

Section	L2600	L2400	L2200	L2000	L1800	L1600	L1400	L1200	L1000	L800	L600	L400	L200
Section Times	3:15.19 (0:13.11)	3:00.25 [3] (0:14.73)	2:45.43 [1] (0:15.14)	2:30.55 [2] (0:14.98)	2:15.90 [4] (0:15.37)	2:00.01 [5] (0:15.05)	1:43.55 [5] (0:15.17)	1:28.39 [5] (0:16.46)	1:13.33 [5] (0:15.88)	0:57.97 [5] (0:14.65)	0:42.99 [4] (0:14.89)	0:27.84 [1] (0:14.81)	0:13.11 [1] (0:14.95)
Average Speed [km/h]	55.0	51.2	48.8	48.0	47.5	48.4	47.4	44.3	45.8	49.1	49.5	49.8	47.7
Top Speed [km/h]	53.3	52.7	50.4	48.5	48.0	50.8	51.1	46.4	46.4	50.4	50.4	50.4	49.6
Avg. Dist. to Rail [m]	12.2	5.9	3.6	2.6	1.6	1.7	2.6	1.7	1.3	3.2	3.4	3.8	5.3



- [ ] Ranking at each section and finish
- :-:- No data available at this section
- NA No data available

Horse/Jockey Name	Times Are A Changin/G E Hall Jr
Finish Rank	2
Fastest Section Time (Section)	0:13.86 (2600-2400)
Top Speed [km/h] (Section)	51.0 (2600-2400)
Race State	Finished



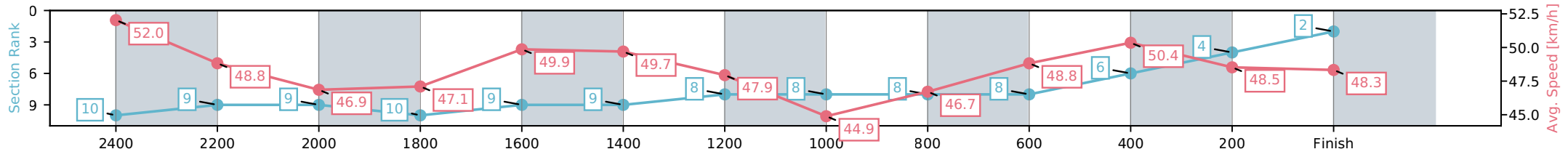
NZ Metropolitan Trotting Club Inc Harness  
 Race 6: STEVIE & MAREE - HARCOURTS HORNBY WDC25  
 HEAT 13 (MOB PACE) - 2600m



07 November 2025 - 7:24PM

Weather: Cloudy

Section	L2600	L2400	L2200	L2000	L1800	L1600	L1400	L1200	L1000	L800	L600	L400	L200
Section Times	3:15.71 (0:13.86)	3:00.94 [9] (0:14.95)	2:45.80 [9] (0:15.52)	2:31.12 [10] (0:15.30)	2:16.40 [9] (0:14.69)	2:00.68 [9] (0:14.87)	1:44.20 [8] (0:15.01)	1:29.19 [8] (0:16.48)	1:14.32 [8] (0:15.72)	0:59.63 [8] (0:14.72)	0:44.34 [6] (0:14.67)	0:28.81 [4] (0:15.14)	0:13.86 [2] (0:14.78)
Average Speed [km/h]	52.0	48.8	46.9	47.1	49.9	49.7	47.9	44.9	46.7	48.8	50.4	48.5	48.3
Top Speed [km/h]	51.0	50.2	48.1	49.3	50.4	50.1	50.4	47.8	47.8	49.9	50.6	49.3	49.9
Avg. Dist. to Rail [m]	9.1	2.2	1.2	2.0	3.0	3.2	4.5	3.1	2.9	3.7	3.5	3.3	6.3



[ ] Ranking at each section and finish  
 -:-:- No data available at this section  
 NA No data available

Horse/Jockey Name	Major Happy/P Vercruysse
Finish Rank	3
Fastest Section Time (Section)	0:12.97 (2600-2400)
Top Speed [km/h] (Section)	54.6 (2600-2400)
Race State	Finished



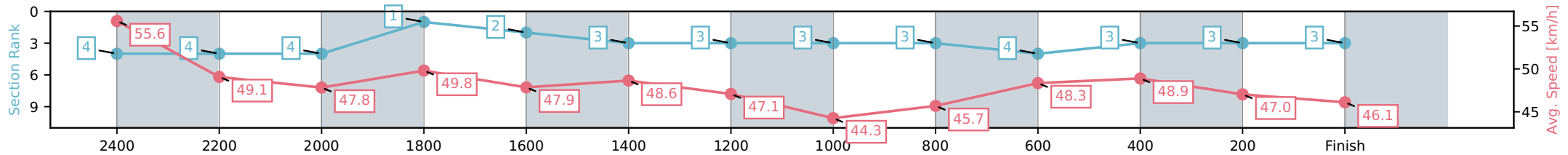
NZ Metropolitan Trotting Club Inc Harness  
 Race 6: STEVIE & MAREE - HARCOURTS HORNBY WDC25  
 HEAT 13 (MOB PACE) - 2600m



07 November 2025 - 7:24PM

Weather: Cloudy

Section	L2600	L2400	L2200	L2000	L1800	L1600	L1400	L1200	L1000	L800	L600	L400	L200
Section Times	3:16.19 (0:12.97)	3:00.69 [4] (0:14.99)	2:45.27 [4] (0:15.39)	2:30.41 [1] (0:14.48)	2:15.54 [2] (0:15.17)	1:59.65 [3] (0:14.92)	1:43.22 [3] (0:15.30)	1:27.93 [3] (0:16.43)	1:13.00 [3] (0:15.89)	0:57.84 [4] (0:14.87)	0:43.35 [3] (0:14.86)	0:27.96 [3] (0:15.42)	0:12.98 [3] (0:15.50)
Average Speed [km/h]	55.6	49.1	47.8	49.8	47.9	48.6	47.1	44.3	45.7	48.3	48.9	47.0	46.1
Top Speed [km/h]	54.6	51.3	48.6	51.5	51.0	51.3	51.3	45.6	46.7	50.1	50.0	48.2	47.1
Avg. Dist. to Rail [m]	5.9	3.2	2.9	3.6	1.9	1.4	2.7	1.2	1.1	1.9	1.7	1.0	4.4



- [ ] Ranking at each section and finish
- :-:- No data available at this section
- NA No data available

Horse/Jockey Name	Major Torque/B N Orange
Finish Rank	4
Fastest Section Time (Section)	0:13.30 (2600-2400)
Top Speed [km/h] (Section)	54.2 (2600-2400)
Race State	Finished



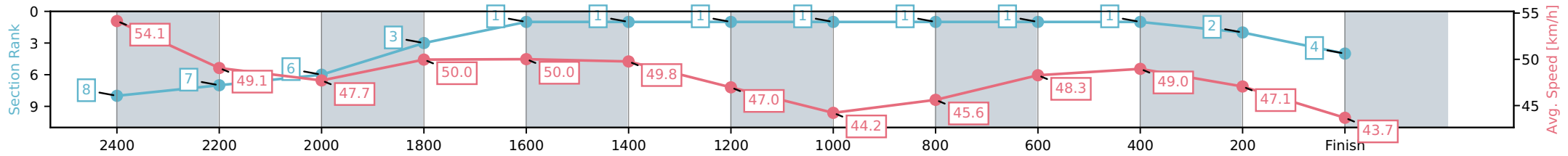
NZ Metropolitan Trotting Club Inc Harness  
 Race 6: STEVIE & MAREE - HARCOURTS HORNBY WDC25  
 HEAT 13 (MOB PACE) - 2600m



07 November 2025 - 7:24PM

Weather: Cloudy

Section	L2600	L2400	L2200	L2000	L1800	L1600	L1400	L1200	L1000	L800	L600	L400	L200
Section Times	3:16.67 (0:13.30)	3:00.35 [7] (0:15.05)	2:44.95 [6] (0:15.41)	2:30.11 [3] (0:14.43)	2:15.20 [1] (0:14.67)	1:59.33 [1] (0:14.70)	1:42.88 [1] (0:15.31)	1:27.56 [1] (0:16.46)	1:12.86 [1] (0:15.86)	0:58.19 [1] (0:14.91)	0:43.77 [1] (0:14.84)	0:28.35 [2] (0:15.40)	0:13.30 [4] (0:16.33)
Average Speed [km/h]	54.1	49.1	47.7	50.0	50.0	49.8	47.0	44.2	45.6	48.3	49.0	47.1	43.7
Top Speed [km/h]	54.2	51.1	48.9	51.5	51.2	52.3	52.4	45.3	46.8	50.0	50.0	48.1	47.0
Avg. Dist. to Rail [m]	4.8	3.3	3.0	3.6	3.1	2.0	2.4	1.0	0.9	1.7	1.5	1.2	3.1



- [ ] Ranking at each section and finish
- :-:- No data available at this section
- NA No data available

Horse/Jockey Name	Betterwithbling/J A MacDonald
Finish Rank	5
Fastest Section Time (Section)	0:13.17 (2600-2400)
Top Speed [km/h] (Section)	53.5 (2600-2400)
Race State	Finished



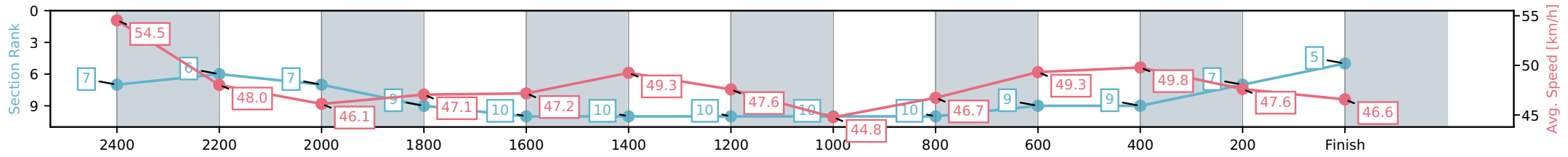
NZ Metropolitan Trotting Club Inc Harness  
 Race 6: STEVIE & MAREE - HARCOURTS HORNBY WDC25  
 HEAT 13 (MOB PACE) - 2600m



07 November 2025 - 7:24PM

Weather: Cloudy

Section	L2600	L2400	L2200	L2000	L1800	L1600	L1400	L1200	L1000	L800	L600	L400	L200
Section Times	3:16.88 (0:13.17)	3:01.55 [6] (0:15.12)	2:46.26 [7] (0:15.68)	2:31.32 [9] (0:15.30)	2:16.72 [10] (0:15.39)	2:01.00 [10] (0:14.74)	1:44.52 [10] (0:15.12)	1:29.41 [10] (0:16.48)	1:14.67 [10] (0:15.71)	0:59.27 [9] (0:14.60)	0:43.97 [9] (0:14.95)	0:28.30 [7] (0:15.28)	0:13.18 [5] (0:15.34)
Average Speed [km/h]	54.5	48.0	46.1	47.1	47.2	49.3	47.6	44.8	46.7	49.3	49.8	47.6	46.6
Top Speed [km/h]	53.5	51.7	47.8	49.0	49.0	50.9	50.9	47.9	48.0	51.5	51.8	49.0	47.2
Avg. Dist. to Rail [m]	2.9	1.0	0.9	1.5	1.2	1.2	3.1	3.0	2.7	4.3	4.9	1.4	2.1



[ ] Ranking at each section and finish  
 -:-:- No data available at this section  
 NA No data available

Horse/Jockey Name	Stephs Boy/M Nimczyk
Finish Rank	6
Fastest Section Time (Section)	0:12.44 (2600-2400)
Top Speed [km/h] (Section)	56.4 (2600-2400)
Race State	Finished



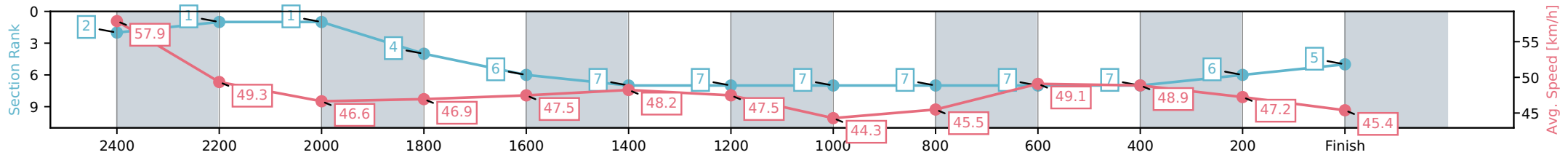
NZ Metropolitan Trotting Club Inc Harness  
 Race 6: STEVIE & MAREE - HARCOURTS HORNBY WDC25  
 HEAT 13 (MOB PACE) - 2600m



07 November 2025 - 7:24PM

Weather: Cloudy

Section	L2600	L2400	L2200	L2000	L1800	L1600	L1400	L1200	L1000	L800	L600	L400	L200
Section Times	3:16.88 (0:12.44)	3:01.16 [1] (0:14.93)	2:45.81 [1] (0:15.61)	2:30.93 [4] (0:15.32)	2:16.22 [6] (0:15.34)	2:00.33 [7] (0:15.09)	1:43.89 [7] (0:15.15)	1:28.73 [7] (0:16.45)	1:13.65 [7] (0:15.89)	0:58.30 [7] (0:14.71)	0:42.99 [7] (0:14.88)	0:27.37 [6] (0:15.34)	0:12.44 [5] (0:15.73)
Average Speed [km/h]	57.9	49.3	46.6	46.9	47.5	48.2	47.5	44.3	45.5	49.1	48.9	47.2	45.4
Top Speed [km/h]	56.4	53.6	49.0	48.5	48.4	50.3	50.3	46.8	46.4	49.8	49.3	48.5	46.6
Avg. Dist. to Rail [m]	10.4	3.4	1.3	1.3	1.5	1.4	2.6	1.4	1.0	2.0	2.0	1.0	3.6



- [ ] Ranking at each section and finish
- :-:- No data available at this section
- NA No data available

Horse/Jockey Name	Just Ask Paddy/J van Rijn
Finish Rank	7
Fastest Section Time (Section)	0:13.56 (2600-2400)
Top Speed [km/h] (Section)	54.3 (2600-2400)
Race State	Finished



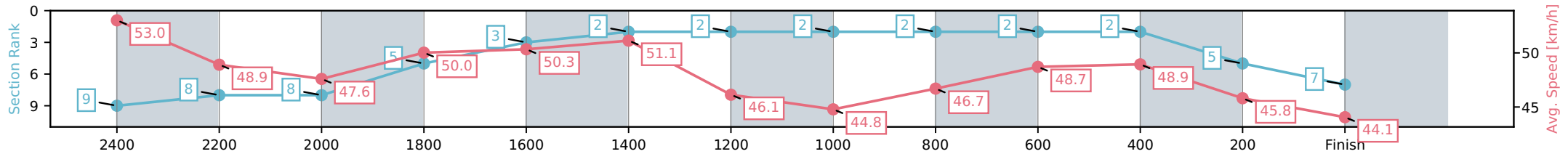
NZ Metropolitan Trotting Club Inc Harness  
 Race 6: STEVIE & MAREE - HARCOURTS HORNBYS WDC25  
 HEAT 13 (MOB PACE) - 2600m



07 November 2025 - 7:24PM

Weather: Cloudy

Section	L2600	L2400	L2200	L2000	L1800	L1600	L1400	L1200	L1000	L800	L600	L400	L200
Section Times	3:17.32 (0:13.56)	3:01.14 [8] (0:15.13)	2:45.12 [8] (0:15.43)	2:30.13 [5] (0:14.40)	2:15.34 [3] (0:14.63)	1:59.64 [2] (0:14.43)	1:43.16 [2] (0:15.57)	1:27.58 [2] (0:16.48)	1:13.16 [2] (0:15.71)	0:58.52 [2] (0:14.79)	0:44.13 [2] (0:14.99)	0:28.69 [5] (0:16.01)	0:13.57 [7] (0:16.19)
Average Speed [km/h]	53.0	48.9	47.6	50.0	50.3	51.1	46.1	44.8	46.7	48.7	48.9	45.8	44.1
Top Speed [km/h]	54.3	50.8	49.0	52.4	51.5	53.3	52.1	47.4	47.8	50.3	50.0	48.1	45.1
Avg. Dist. to Rail [m]	3.7	3.4	2.9	3.3	3.3	3.1	4.2	2.8	2.6	3.3	3.2	2.5	5.1



- [ ] Ranking at each section and finish
- :-:- No data available at this section
- NA No data available

Horse/Jockey Name	Topaz/G Minnucci
Finish Rank	8
Fastest Section Time (Section)	0:13.00 (2600-2400)
Top Speed [km/h] (Section)	54.8 (2600-2400)
Race State	Finished



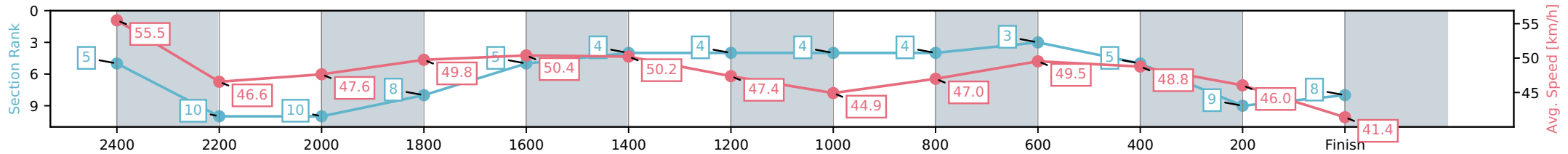
NZ Metropolitan Trotting Club Inc Harness  
 Race 6: STEVIE & MAREE - HARCOURTS HORNBY WDC25  
 HEAT 13 (MOB PACE) - 2600m



07 November 2025 - 7:24PM

Weather: Cloudy

Section	L2600	L2400	L2200	L2000	L1800	L1600	L1400	L1200	L1000	L800	L600	L400	L200
Section Times	3:18.91 (0:13.00)	3:01.66 [10] (0:16.04)	2:45.50 [10] (0:15.46)	2:30.21 [8] (0:14.49)	2:15.70 [5] (0:14.61)	2:00.00 [4] (0:14.73)	1:43.51 [4] (0:15.17)	1:28.34 [4] (0:16.50)	1:13.61 [4] (0:15.69)	0:58.99 [3] (0:14.52)	0:44.51 [5] (0:15.29)	0:29.05 [9] (0:16.15)	0:13.00 [8] (0:17.26)
Average Speed [km/h]	55.5	46.6	47.6	49.8	50.4	50.2	47.4	44.9	47.0	49.5	48.8	46.0	41.4
Top Speed [km/h]	54.8	49.4	48.6	51.9	51.8	51.4	51.3	47.1	47.7	51.2	50.3	47.2	44.3
Avg. Dist. to Rail [m]	7.4	4.7	3.1	3.5	3.5	3.4	4.5	3.5	3.1	4.6	5.0	4.7	6.7



[ ] Ranking at each section and finish  
 -:-:- No data available at this section  
 NA No data available

Horse/Jockey Name	Onwardsandupwards/B M Beckwith
Finish Rank	9
Fastest Section Time (Section)	0:12.35 (2600-2400)
Top Speed [km/h] (Section)	57.1 (2600-2400)
Race State	Finished



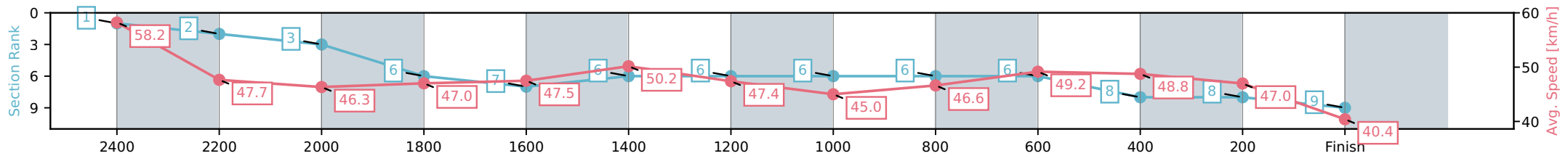
NZ Metropolitan Trotting Club Inc Harness  
 Race 6: STEVIE & MAREE - HARCOURTS HORNBY WDC25  
 HEAT 13 (MOB PACE) - 2600m



07 November 2025 - 7:24PM

Weather: Cloudy

Section	L2600	L2400	L2200	L2000	L1800	L1600	L1400	L1200	L1000	L800	L600	L400	L200
Section Times	3:19.31 (0:12.35)	3:01.65 [2] (0:15.26)	2:45.96 [3] (0:15.68)	2:30.69 [6] (0:15.31)	2:16.02 [7] (0:15.35)	2:00.29 [6] (0:14.70)	1:43.85 [6] (0:15.19)	1:28.65 [6] (0:16.44)	1:13.95 [6] (0:15.74)	0:58.61 [6] (0:14.67)	0:43.30 [8] (0:15.26)	0:27.61 [8] (0:15.69)	0:12.36 [9] (0:17.67)
Average Speed [km/h]	58.2	47.7	46.3	47.0	47.5	50.2	47.4	45.0	46.6	49.2	48.8	47.0	40.4
Top Speed [km/h]	57.1	53.6	48.0	48.7	49.9	51.7	51.6	47.9	47.5	50.2	49.5	48.1	44.9
Avg. Dist. to Rail [m]	8.4	1.6	1.1	1.5	1.8	3.2	4.3	3.2	2.9	4.7	4.9	3.2	4.1



- [ ] Ranking at each section and finish
- :-:- No data available at this section
- NA No data available