



NZ Metropolitan Trotting Club Inc Harness

Race 7: COMMODORE HOTEL SUPPORTING WDC25 HEAT 14 (MOBILE TROT) - 1980m

07 November 2025 - 7:54PM



Weather: Cloudy

| | | | | | | | | |
|--------------|-----------|-----------|-----------|-----------|-----------|-----------|-----------|-----------|
| Field Times | 2:26.60 | 2:14.91 | 2:00.34 | 1:44.97 | 1:29.12 | 1:13.12 | 0:57.95 | 0:43.81 |
| (Race Tempo) | (0:11.69) | (0:14.57) | (0:15.38) | (0:15.84) | (0:16.00) | (0:15.18) | (0:14.13) | (0:14.07) |

| Rank | TAB# | Horse | Overall Time | First 400m | Top Speed km/h (Section) | L1980 | L1800 | L1600 | L1400 | L1200 | L1000 | L800 | L600 |
|------|--------|------------------|---------------|------------|--------------------------|--------------|--------------|--------------|--------------|--------------|--------------|--------------|--------------|
| | (BAR#) | Driver | Margin (DT-W) | Last 600m | Fastest Section (Time) | Start - 2000 | 1800 - 1600 | 1600 - 1400 | 1400 - 1200 | 1200 - 1000 | 1000 - 800 | 800 - 600 | 600 - 400 |
| 1 | 6 | Look To Da Stars | 2:26.60 | 0:29.00 | 52.6 (2000-1800) | 2:26.60 | 2:14.16 [8] | 1:59.14 [7] | 1:43.77 [5] | 1:28.46 [4] | 1:12.54 [2] | 0:57.80 [1] | 0:43.82 [1] |
| | (6) | B M Beckwith | | 0:43.82 | 2000-1800 (0:12.44) | (0:12.44) | (0:15.02) | (0:15.37) | (0:15.31) | (0:15.92) | (0:14.74) | (0:13.98) | (0:14.07) |
| 2 | 1 | Crown The Moment | 2:28.44 | 0:28.15 | 54.5 (2000-1800) | 2:28.44 | 2:16.48 [3] | 2:01.84 [4] | 1:46.15 [6] | 1:30.25 [6] | 1:13.99 [8] | 0:58.59 [6] | 0:44.55 [4] |
| | (1) | M E A Djuse | 9.9L (-15) | 0:44.55 | 2000-1800 (0:11.96) | (0:11.96) | (0:14.64) | (0:15.69) | (0:15.90) | (0:16.26) | (0:15.40) | (0:14.04) | (0:14.54) |
| 3 | 7 | Almighty | 2:28.59 | 0:29.39 | 53.1 (2000-1800) | 2:28.59 | 2:15.98 [9] | 2:00.82 [9] | 1:45.39 [8] | 1:30.02 [7] | 1:14.11 [6] | 0:59.08 [5] | 0:44.87 [5] |
| | (7) | G Minnucci | 10.8L (-1) | 0:44.87 | 2000-1800 (0:12.61) | (0:12.61) | (0:15.16) | (0:15.43) | (0:15.37) | (0:15.91) | (0:15.03) | (0:14.21) | (0:14.98) |
| 4 | 10 | Rachmaninov | 2:29.36 | 0:28.49 | 52.8 (1800-1600) | 2:29.36 | 2:16.74 [5] | 2:02.40 [6] | 1:46.78 [7] | 1:30.85 [8] | 1:14.61 [9] | 0:59.18 [7] | 0:45.32 [7] |
| | (10) | G E Hall Jnr | 14.9L (-3) | 0:45.32 | 2000-1800 (0:12.62) | (0:12.62) | (0:14.34) | (0:15.62) | (0:15.93) | (0:16.24) | (0:15.43) | (0:13.86) | (0:14.74) |
| 5 | 5 | Sandfly Bay | 2:30.19 | 0:28.64 | 52.8 (2000-1800) | 2:30.19 | 2:18.08 [6] | 2:03.09 [5] | 1:47.67 [3] | 1:32.38 [2] | 1:16.50 [1] | 1:01.54 [2] | 0:47.00 [2] |
| | (5) | B N Orange | 19.4L (-1) | 0:47.00 | 2000-1800 (0:12.11) | (0:12.11) | (0:14.99) | (0:15.42) | (0:15.29) | (0:15.88) | (0:14.96) | (0:14.54) | (0:14.93) |
| 6 | 4 | It's So Easy | 2:30.29 | 0:27.82 | 54.9 (2000-1800) | 2:30.29 | 2:18.61 [1] | 2:04.04 [2] | 1:48.30 [4] | 1:32.42 [5] | 1:16.17 [5] | 1:00.80 [8] | 0:45.82 [8] |
| | (4) | P Vercruyse | 19.9L (-9) | 0:45.82 | 2000-1800 (0:11.68) | (0:11.68) | (0:14.57) | (0:15.74) | (0:15.88) | (0:16.25) | (0:15.37) | (0:14.98) | (0:15.00) |
| 7 | 8 | Very Majestic | 2:30.46 | 0:27.77 | 54.5 (2000-1800) | 2:30.46 | 2:18.66 [2] | 2:04.19 [1] | 1:48.83 [2] | 1:32.93 [3] | 1:16.63 [4] | 1:01.28 [3] | 0:47.06 [3] |
| | (8) | M Nimczyk | 20.9L (-2) | 0:47.06 | 2000-1800 (0:11.80) | (0:11.80) | (0:14.47) | (0:15.36) | (0:15.90) | (0:16.30) | (0:15.35) | (0:14.22) | (0:15.00) |
| 8 | 2 | Nazareth | 2:30.48 | 0:28.98 | 52.8 (2000-1800) | 2:30.48 | 2:18.23 [7] | 2:03.11 [8] | 1:47.52 [9] | 1:31.63 [10] | 1:15.33 [10] | 1:00.06 [9] | 0:45.99 [9] |
| | (2) | J van Rijn | 21L (-2) | 0:45.99 | 2000-1800 (0:12.25) | (0:12.25) | (0:15.12) | (0:15.59) | (0:15.89) | (0:16.30) | (0:15.27) | (0:14.07) | (0:15.29) |
| 9 | 9 | Grettmac | 2:31.82 | 0:29.71 | 52.8 (800-600) | 2:31.82 | 2:18.87 [10] | 2:03.74 [10] | 1:48.32 [10] | 1:32.93 [9] | 1:16.99 [7] | 1:02.00 [4] | 0:48.21 [6] |
| | (9) | J A MacDonald | 28.2L (+4) | 0:48.21 | 2000-1800 (0:12.95) | (0:12.95) | (0:15.13) | (0:15.42) | (0:15.39) | (0:15.94) | (0:14.99) | (0:13.79) | (0:15.11) |
| 10 | 3 | Jaccka Baylis | 2:36.04 | 0:28.24 | 54.0 (2000-1800) | 2:36.04 | 2:24.15 [4] | 2:09.35 [3] | 1:53.89 [1] | 1:38.57 [1] | 1:22.57 [3] | 1:06.99 [10] | 0:51.53 [10] |
| | (3) | S H Raitala | 51L (-7) | 0:51.53 | 2000-1800 (0:11.89) | (0:11.89) | (0:14.80) | (0:15.46) | (0:15.32) | (0:16.00) | (0:15.58) | (0:15.46) | (0:16.82) |

Scratched: Peakmonkey (#11)

Report Created: Fri 07 November 2025 18:09:09 GMT+11 (Note: Timing is based on positional data)

[] Position in running at each section and finish TAB# Saddle cloth number

-:-:- No data available at this section

NA No data available

DNT DNT Did not track

BAR# Barrier/Gate Position

DNF Did not finish

DT-W Distance travelled compared to winner in metres

Fastest split

Fastest section



NZ Metropolitan Trotting Club Inc Harness

Race 7: COMMODORE HOTEL SUPPORTING WDC25 HEAT 14 (MOBILE TROT) - 1980m

07 November 2025 - 7:54PM



Weather: Cloudy

Field Times 0:29.75 0:15.46
(Race Tempo) (0:14.29) (0:15.46)

| Rank | TAB# | Horse | Overall Time | First 400m | Top Speed km/h (Section) | L400 | L200 | | | | | | |
|------|--------|------------------|---------------|------------|--------------------------|--------------|--------------|--|--|--|--|--|--|
| | (BAR#) | Driver | Margin (DT-W) | Last 600m | Fastest Section (Time) | 400 - 200 | 200 - Finish | | | | | | |
| 1 | 6 | Look To Da Stars | 2:26.60 | 0:29.00 | 52.6 (2000-1800) | 0:27.46 [1] | 0:15.46 [1] | | | | | | |
| | (6) | B M Beckwith | | 0:43.82 | 2000-1800 (0:12.44) | (0:14.29) | (0:15.46) | | | | | | |
| 2 | 1 | Crown The Moment | 2:28.44 | 0:28.15 | 54.5 (2000-1800) | 0:26.61 [3] | 0:14.62 [2] | | | | | | |
| | (1) | M E A Djuse | 9.9L (-15) | 0:44.55 | 2000-1800 (0:11.96) | (0:15.39) | (0:14.62) | | | | | | |
| 3 | 7 | Almighty | 2:28.59 | 0:29.39 | 53.1 (2000-1800) | 0:27.78 [5] | 0:14.44 [3] | | | | | | |
| | (7) | G Minnucci | 10.8L (-1) | 0:44.87 | 2000-1800 (0:12.61) | (0:15.45) | (0:14.44) | | | | | | |
| 4 | 10 | Rachmaninov | 2:29.36 | 0:28.49 | 52.8 (1800-1600) | 0:26.97 [4] | 0:15.40 [4] | | | | | | |
| | (10) | G E Hall Jnr | 14.9L (-3) | 0:45.32 | 2000-1800 (0:12.62) | (0:15.18) | (0:15.40) | | | | | | |
| 5 | 5 | Sandfly Bay | 2:30.19 | 0:28.64 | 52.8 (2000-1800) | 0:27.10 [2] | 0:16.50 [5] | | | | | | |
| | (5) | B N Orange | 19.4L (-1) | 0:47.00 | 2000-1800 (0:12.11) | (0:15.57) | (0:16.50) | | | | | | |
| 6 | 4 | It's So Easy | 2:30.29 | 0:27.82 | 54.9 (2000-1800) | 0:26.26 [8] | 0:15.36 [6] | | | | | | |
| | (4) | P Vercruysse | 19.9L (-9) | 0:45.82 | 2000-1800 (0:11.68) | (0:15.46) | (0:15.36) | | | | | | |
| 7 | 8 | Very Majestic | 2:30.46 | 0:27.77 | 54.5 (2000-1800) | 0:26.28 [6] | 0:16.20 [7] | | | | | | |
| | (8) | M Nimczyk | 20.9L (-2) | 0:47.06 | 2000-1800 (0:11.80) | (0:15.86) | (0:16.20) | | | | | | |
| 8 | 2 | Nazareth | 2:30.48 | 0:28.98 | 52.8 (2000-1800) | 0:27.38 [9] | 0:15.30 [8] | | | | | | |
| | (2) | J van Rijn | 21L (-2) | 0:45.99 | 2000-1800 (0:12.25) | (0:15.40) | (0:15.30) | | | | | | |
| 9 | 9 | Grettymac | 2:31.82 | 0:29.71 | 52.8 (800-600) | 0:28.09 [7] | 0:17.04 [9] | | | | | | |
| | (9) | J A MacDonald | 28.2L (+4) | 0:48.21 | 2000-1800 (0:12.95) | (0:16.06) | (0:17.04) | | | | | | |
| 10 | 3 | Jaccka Baylis | 2:36.04 | 0:28.24 | 54.0 (2000-1800) | 0:26.70 [10] | 0:17.72 [10] | | | | | | |
| | (3) | S H Raitala | 51L (-7) | 0:51.53 | 2000-1800 (0:11.89) | (0:16.99) | (0:17.72) | | | | | | |

Scratched: Peakmonkey (#11)

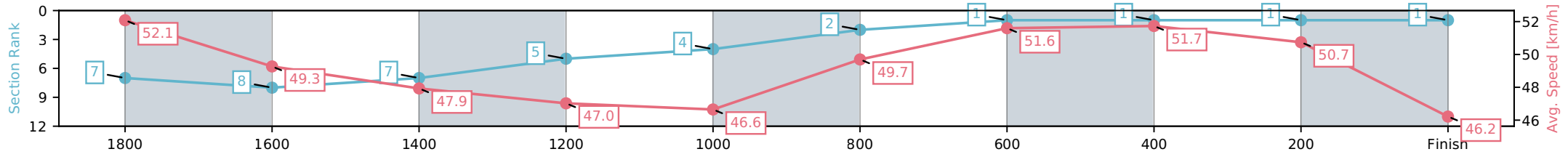
| | |
|--------------------------------|-------------------------------|
| Horse/Jockey Name | Look To Da Stars/B M Beckwith |
| Finish Rank | 1 |
| Fastest Section Time (Section) | 0:12.44 (2000-1800) |
| Top Speed [km/h] (Section) | 52.6 (2000-1800) |
| Race State | Finished |



NZ Metropolitan Trotting Club Inc Harness
 Race 7: COMMODORE HOTEL SUPPORTING WDC25 HEAT
 14 (MOBILE TROT) - 1980m
 07 November 2025 - 7:54PM
 Weather: Cloudy



| Section | L1980 | L1800 | L1600 | L1400 | L1200 | L1000 | L800 | L600 | L400 | L200 |
|------------------------|----------------------|--------------------------|--------------------------|--------------------------|--------------------------|--------------------------|--------------------------|--------------------------|--------------------------|--------------------------|
| Section Times | 2:26.60 (0:12.44) | 2:11.14 [8] (0:15.02) | 1:56.85 [7] (0:15.37) | 1:42.78 [5] (0:15.31) | 1:28.80 [4] (0:15.92) | 1:14.07 [2] (0:14.74) | 0:58.14 [1] (0:13.98) | 0:42.83 [1] (0:14.07) | 0:27.46 [1] (0:14.29) | 0:12.44 [1] (0:15.46) |
| Average Speed [km/h] | 52.1 | 49.3 | 47.9 | 47.0 | 46.6 | 49.7 | 51.6 | 51.7 | 50.7 | 46.2 |
| Top Speed [km/h] | 52.6 | 51.9 | 49.1 | 48.4 | 49.5 | 51.1 | 52.0 | 52.5 | 51.8 | 49.1 |
| Avg. Dist. to Rail [m] | 9.2 | 4.5 | 2.9 | 5.5 | 3.6 | 2.8 | 4.3 | 2.2 | 1.3 | 4.0 |



[] Ranking at each section and finish
 -:-:- No data available at this section
 NA No data available

| | |
|--------------------------------|------------------------------|
| Horse/Jockey Name | Crown The Moment/M E A Djuse |
| Finish Rank | 2 |
| Fastest Section Time (Section) | 0:11.96 (2000-1800) |
| Top Speed [km/h] (Section) | 54.5 (2000-1800) |
| Race State | Finished |



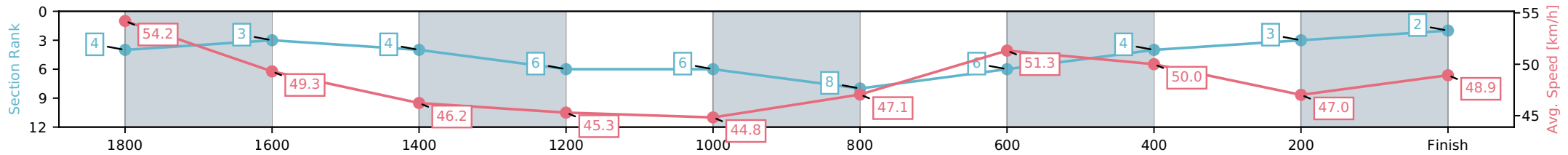
NZ Metropolitan Trotting Club Inc Harness
 Race 7: COMMODORE HOTEL SUPPORTING WDC25 HEAT
 14 (MOBILE TROT) - 1980m



07 November 2025 - 7:54PM

Weather: Cloudy

| Section | L1980 | L1800 | L1600 | L1400 | L1200 | L1000 | L800 | L600 | L400 | L200 |
|------------------------|----------------------|--------------------------|--------------------------|--------------------------|--------------------------|--------------------------|--------------------------|--------------------------|--------------------------|--------------------------|
| Section Times | 2:28.44 (0:11.96) | 2:13.82 [3] (0:14.64) | 1:58.44 [4] (0:15.69) | 1:43.90 [6] (0:15.90) | 1:29.86 [6] (0:16.26) | 1:14.45 [8] (0:15.40) | 0:58.19 [6] (0:14.04) | 0:42.30 [4] (0:14.54) | 0:26.61 [3] (0:15.39) | 0:11.97 [2] (0:14.62) |
| Average Speed [km/h] | 54.2 | 49.3 | 46.2 | 45.3 | 44.8 | 47.1 | 51.3 | 50.0 | 47.0 | 48.9 |
| Top Speed [km/h] | 54.5 | 54.0 | 47.3 | 46.7 | 46.2 | 49.9 | 52.4 | 52.6 | 48.6 | 49.3 |
| Avg. Dist. to Rail [m] | 1.7 | 1.1 | 1.0 | 3.7 | 1.7 | 1.1 | 3.4 | 1.6 | 0.8 | 1.9 |



- [] Ranking at each section and finish
- :-:- No data available at this section
- NA No data available

| | |
|--------------------------------|---------------------|
| Horse/Jockey Name | Almighty/G Minnucci |
| Finish Rank | 3 |
| Fastest Section Time (Section) | 0:12.61 (2000-1800) |
| Top Speed [km/h] (Section) | 53.1 (2000-1800) |
| Race State | Finished |



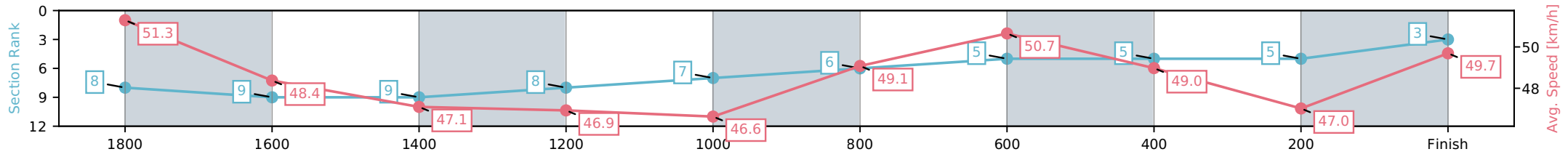
NZ Metropolitan Trotting Club Inc Harness
 Race 7: COMMODORE HOTEL SUPPORTING WDC25 HEAT
 14 (MOBILE TROT) - 1980m



07 November 2025 - 7:54PM

Weather: Cloudy

| Section | L1980 | L1800 | L1600 | L1400 | L1200 | L1000 | L800 | L600 | L400 | L200 |
|------------------------|----------------------|--------------------------|--------------------------|--------------------------|--------------------------|--------------------------|--------------------------|--------------------------|--------------------------|--------------------------|
| Section Times | 2:28.59 (0:12.61) | 2:14.15 [9] (0:15.16) | 1:58.71 [9] (0:15.43) | 1:43.73 [8] (0:15.37) | 1:29.52 [7] (0:15.91) | 1:14.49 [6] (0:15.03) | 0:58.58 [5] (0:14.21) | 0:43.20 [5] (0:14.98) | 0:27.78 [5] (0:15.45) | 0:12.61 [3] (0:14.44) |
| Average Speed [km/h] | 51.3 | 48.4 | 47.1 | 46.9 | 46.6 | 49.1 | 50.7 | 49.0 | 47.0 | 49.7 |
| Top Speed [km/h] | 53.1 | 52.5 | 48.4 | 47.9 | 49.2 | 50.0 | 51.5 | 50.6 | 48.1 | 50.0 |
| Avg. Dist. to Rail [m] | 5.8 | 2.7 | 1.7 | 5.4 | 3.9 | 3.0 | 4.1 | 3.4 | 1.3 | 3.8 |



[] Ranking at each section and finish
 -:-:- No data available at this section
 NA No data available

| | |
|--------------------------------|--------------------------|
| Horse/Jockey Name | Rachmaninov/G E Hall Jnr |
| Finish Rank | 4 |
| Fastest Section Time (Section) | 0:12.62 (2000-1800) |
| Top Speed [km/h] (Section) | 52.8 (1800-1600) |
| Race State | Finished |



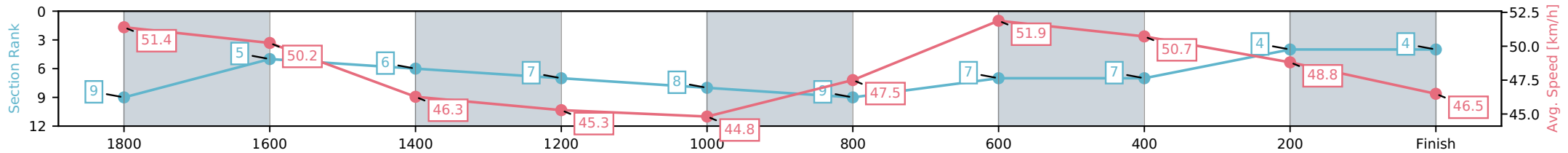
NZ Metropolitan Trotting Club Inc Harness
 Race 7: COMMODORE HOTEL SUPPORTING WDC25 HEAT
 14 (MOBILE TROT) - 1980m



07 November 2025 - 7:54PM

Weather: Cloudy

| Section | L1980 | L1800 | L1600 | L1400 | L1200 | L1000 | L800 | L600 | L400 | L200 |
|------------------------|----------------------|--------------------------|--------------------------|--------------------------|--------------------------|--------------------------|--------------------------|--------------------------|--------------------------|--------------------------|
| Section Times | 2:29.36 (0:12.62) | 2:13.96 [5] (0:14.34) | 1:58.79 [6] (0:15.62) | 1:44.05 [7] (0:15.93) | 1:30.18 [8] (0:16.24) | 1:14.75 [9] (0:15.43) | 0:58.52 [7] (0:13.86) | 0:42.58 [7] (0:14.74) | 0:26.97 [4] (0:15.18) | 0:12.62 [4] (0:15.40) |
| Average Speed [km/h] | 51.4 | 50.2 | 46.3 | 45.3 | 44.8 | 47.5 | 51.9 | 50.7 | 48.8 | 46.5 |
| Top Speed [km/h] | 52.7 | 52.8 | 47.7 | 47.0 | 46.7 | 49.8 | 52.7 | 51.5 | 50.4 | 47.3 |
| Avg. Dist. to Rail [m] | 2.2 | 0.6 | 1.0 | 3.7 | 1.8 | 2.3 | 6.3 | 5.5 | 4.1 | 6.4 |



- [] Ranking at each section and finish
- :-:- No data available at this section
- NA No data available

| | |
|--------------------------------|------------------------|
| Horse/Jockey Name | Sandfly Bay/B N Orange |
| Finish Rank | 5 |
| Fastest Section Time (Section) | 0:12.11 (2000-1800) |
| Top Speed [km/h] (Section) | 52.8 (2000-1800) |
| Race State | Finished |



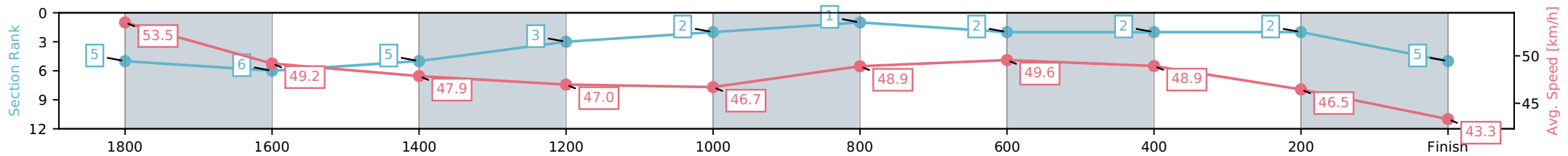
NZ Metropolitan Trotting Club Inc Harness
 Race 7: COMMODORE HOTEL SUPPORTING WDC25 HEAT
 14 (MOBILE TROT) - 1980m



07 November 2025 - 7:54PM

Weather: Cloudy

| Section | L1980 | L1800 | L1600 | L1400 | L1200 | L1000 | L800 | L600 | L400 | L200 |
|------------------------|----------------------|--------------------------|--------------------------|--------------------------|--------------------------|--------------------------|--------------------------|--------------------------|--------------------------|--------------------------|
| Section Times | 2:30.19 (0:12.11) | 2:13.69 [6] (0:14.99) | 1:58.12 [5] (0:15.42) | 1:43.20 [3] (0:15.29) | 1:28.65 [2] (0:15.88) | 1:13.69 [1] (0:14.96) | 0:57.81 [2] (0:14.54) | 0:42.52 [2] (0:14.93) | 0:27.10 [2] (0:15.57) | 0:12.12 [5] (0:16.50) |
| Average Speed [km/h] | 53.5 | 49.2 | 47.9 | 47.0 | 46.7 | 48.9 | 49.6 | 48.9 | 46.5 | 43.3 |
| Top Speed [km/h] | 52.8 | 51.9 | 48.8 | 48.5 | 50.0 | 51.2 | 50.0 | 50.0 | 47.9 | 44.7 |
| Avg. Dist. to Rail [m] | 8.7 | 4.2 | 3.0 | 5.5 | 3.6 | 2.3 | 2.7 | 2.2 | 1.3 | 5.3 |



- [] Ranking at each section and finish
- :-:- No data available at this section
- NA No data available

| | |
|--------------------------------|---------------------------|
| Horse/Jockey Name | It's So Easy/P Vercruysse |
| Finish Rank | 6 |
| Fastest Section Time (Section) | 0:11.68 (2000-1800) |
| Top Speed [km/h] (Section) | 54.9 (2000-1800) |
| Race State | Finished |



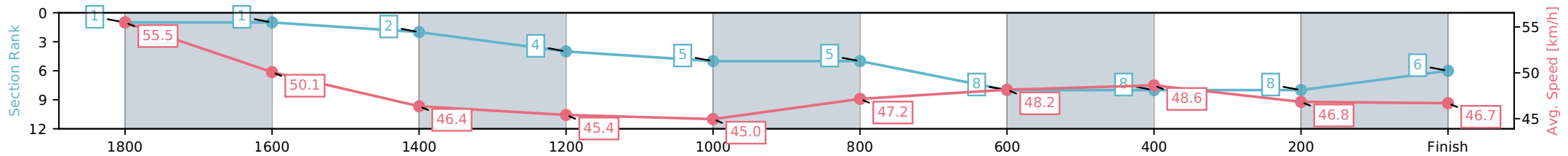
NZ Metropolitan Trotting Club Inc Harness
 Race 7: COMMODORE HOTEL SUPPORTING WDC25 HEAT
 14 (MOBILE TROT) - 1980m



07 November 2025 - 7:54PM

Weather: Cloudy

| Section | L1980 | L1800 | L1600 | L1400 | L1200 | L1000 | L800 | L600 | L400 | L200 |
|------------------------|----------------------|--------------------------|--------------------------|--------------------------|--------------------------|--------------------------|--------------------------|--------------------------|--------------------------|--------------------------|
| Section Times | 2:30.29 (0:11.68) | 2:14.94 [1] (0:14.57) | 1:59.48 [2] (0:15.74) | 1:44.47 [4] (0:15.88) | 1:29.50 [5] (0:16.25) | 1:14.12 [5] (0:15.37) | 0:57.87 [8] (0:14.98) | 0:41.99 [8] (0:15.00) | 0:26.26 [8] (0:15.46) | 0:11.69 [6] (0:15.36) |
| Average Speed [km/h] | 55.5 | 50.1 | 46.4 | 45.4 | 45.0 | 47.2 | 48.2 | 48.6 | 46.8 | 46.7 |
| Top Speed [km/h] | 54.9 | 54.3 | 47.4 | 46.8 | 46.1 | 49.2 | 49.4 | 49.6 | 47.9 | 48.0 |
| Avg. Dist. to Rail [m] | 7.2 | 3.0 | 1.6 | 3.9 | 1.8 | 1.2 | 2.8 | 2.4 | 1.2 | 6.2 |



[] Ranking at each section and finish
 -:-:- No data available at this section
 NA No data available

| | |
|--------------------------------|-------------------------|
| Horse/Jockey Name | Very Majestic/M Nimczyk |
| Finish Rank | 7 |
| Fastest Section Time (Section) | 0:11.80 (2000-1800) |
| Top Speed [km/h] (Section) | 54.5 (2000-1800) |
| Race State | Finished |



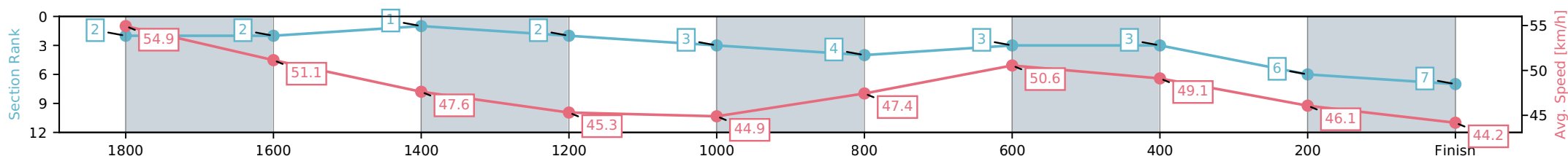
NZ Metropolitan Trotting Club Inc Harness
 Race 7: COMMODORE HOTEL SUPPORTING WDC25 HEAT
 14 (MOBILE TROT) - 1980m



07 November 2025 - 7:54PM

Weather: Cloudy

| Section | L1980 | L1800 | L1600 | L1400 | L1200 | L1000 | L800 | L600 | L400 | L200 |
|------------------------|----------------------|--------------------------|--------------------------|--------------------------|--------------------------|--------------------------|--------------------------|--------------------------|--------------------------|--------------------------|
| Section Times | 2:30.46 (0:11.80) | 2:14.26 [2] (0:14.47) | 1:58.40 [1] (0:15.36) | 1:43.41 [2] (0:15.90) | 1:29.18 [3] (0:16.30) | 1:13.83 [4] (0:15.35) | 0:57.53 [3] (0:14.22) | 0:41.63 [3] (0:15.00) | 0:26.28 [6] (0:15.86) | 0:11.80 [7] (0:16.20) |
| Average Speed [km/h] | 54.9 | 51.1 | 47.6 | 45.3 | 44.9 | 47.4 | 50.6 | 49.1 | 46.1 | 44.2 |
| Top Speed [km/h] | 54.5 | 52.0 | 50.3 | 46.5 | 46.0 | 50.8 | 51.3 | 50.2 | 47.7 | 45.3 |
| Avg. Dist. to Rail [m] | 11.1 | 4.7 | 2.1 | 3.8 | 2.0 | 1.7 | 4.1 | 3.5 | 2.4 | 3.3 |



- [] Ranking at each section and finish
- :-:- No data available at this section
- NA No data available

| | |
|--------------------------------|---------------------|
| Horse/Jockey Name | Nazareth/J van Rijn |
| Finish Rank | 8 |
| Fastest Section Time (Section) | 0:12.25 (2000-1800) |
| Top Speed [km/h] (Section) | 52.8 (2000-1800) |
| Race State | Finished |



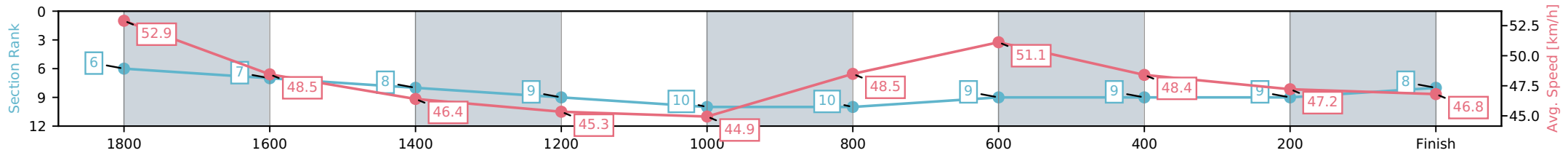
NZ Metropolitan Trotting Club Inc Harness
 Race 7: COMMODORE HOTEL SUPPORTING WDC25 HEAT
 14 (MOBILE TROT) - 1980m



07 November 2025 - 7:54PM

Weather: Cloudy

| Section | L1980 | L1800 | L1600 | L1400 | L1200 | L1000 | L800 | L600 | L400 | L200 |
|------------------------|----------------------|--------------------------|--------------------------|--------------------------|---------------------------|---------------------------|--------------------------|--------------------------|--------------------------|--------------------------|
| Section Times | 2:30.48 (0:12.25) | 2:15.19 [7] (0:15.12) | 1:59.78 [8] (0:15.59) | 1:44.49 [9] (0:15.89) | 1:30.42 [10] (0:16.30) | 1:15.15 [10] (0:15.27) | 0:58.85 [9] (0:14.07) | 0:42.96 [9] (0:15.29) | 0:27.38 [9] (0:15.40) | 0:12.25 [8] (0:15.30) |
| Average Speed [km/h] | 52.9 | 48.5 | 46.4 | 45.3 | 44.9 | 48.5 | 51.1 | 48.4 | 47.2 | 46.8 |
| Top Speed [km/h] | 52.8 | 52.2 | 47.9 | 47.2 | 48.0 | 50.6 | 51.7 | 50.1 | 48.4 | 48.2 |
| Avg. Dist. to Rail [m] | 3.6 | 2.6 | 1.1 | 3.8 | 2.3 | 3.4 | 5.8 | 4.1 | 1.9 | 8.9 |



- [] Ranking at each section and finish
- :-:- No data available at this section
- NA No data available

| | |
|--------------------------------|-------------------------|
| Horse/Jockey Name | Grettymac/J A MacDonald |
| Finish Rank | 9 |
| Fastest Section Time (Section) | 0:12.95 (2000-1800) |
| Top Speed [km/h] (Section) | 52.8 (800-600) |
| Race State | Finished |



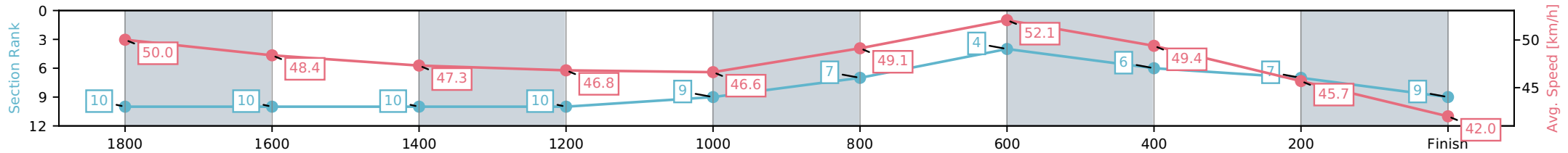
NZ Metropolitan Trotting Club Inc Harness
 Race 7: COMMODORE HOTEL SUPPORTING WDC25 HEAT
 14 (MOBILE TROT) - 1980m



07 November 2025 - 7:54PM

Weather: Cloudy

| Section | L1980 | L1800 | L1600 | L1400 | L1200 | L1000 | L800 | L600 | L400 | L200 |
|------------------------|----------------------|---------------------------|---------------------------|---------------------------|--------------------------|--------------------------|--------------------------|--------------------------|--------------------------|--------------------------|
| Section Times | 2:31.82 (0:12.95) | 2:14.79 [10] (0:15.13) | 1:58.72 [10] (0:15.42) | 1:43.61 [10] (0:15.39) | 1:29.83 [9] (0:15.94) | 1:14.84 [7] (0:14.99) | 0:58.90 [4] (0:13.79) | 0:43.50 [6] (0:15.11) | 0:28.09 [7] (0:16.06) | 0:12.95 [9] (0:17.04) |
| Average Speed [km/h] | 50.0 | 48.4 | 47.3 | 46.8 | 46.6 | 49.1 | 52.1 | 49.4 | 45.7 | 42.0 |
| Top Speed [km/h] | 50.9 | 51.0 | 49.0 | 48.0 | 49.2 | 50.6 | 52.8 | 51.3 | 47.5 | 44.3 |
| Avg. Dist. to Rail [m] | 13.3 | 3.2 | 2.1 | 5.9 | 3.9 | 3.2 | 6.1 | 4.9 | 3.0 | 7.2 |



- [] Ranking at each section and finish
- :-:- No data available at this section
- NA No data available

| | |
|--------------------------------|---------------------------|
| Horse/Jockey Name | Jaccka Baylis/S H Raitala |
| Finish Rank | 10 |
| Fastest Section Time (Section) | 0:11.89 (2000-1800) |
| Top Speed [km/h] (Section) | 54.0 (2000-1800) |
| Race State | Finished |



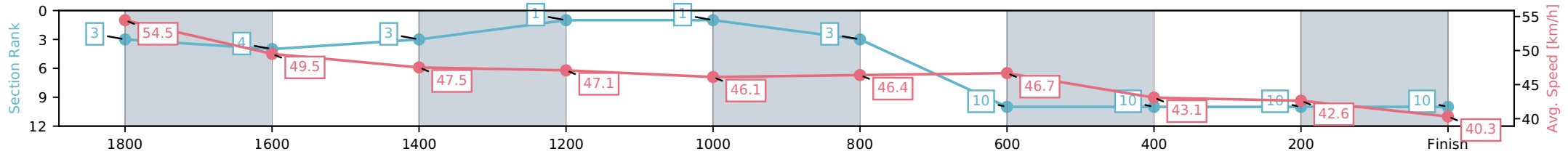
NZ Metropolitan Trotting Club Inc Harness
 Race 7: COMMODORE HOTEL SUPPORTING WDC25 HEAT
 14 (MOBILE TROT) - 1980m



07 November 2025 - 7:54PM

Weather: Cloudy

| Section | L1980 | L1800 | L1600 | L1400 | L1200 | L1000 | L800 | L600 | L400 | L200 |
|------------------------|----------------------|--------------------------|--------------------------|--------------------------|--------------------------|--------------------------|---------------------------|---------------------------|---------------------------|---------------------------|
| Section Times | 2:36.04 (0:11.89) | 2:18.33 [4] (0:14.80) | 2:01.34 [3] (0:15.46) | 1:44.52 [1] (0:15.32) | 1:29.05 [1] (0:16.00) | 1:13.48 [3] (0:15.58) | 0:57.48 [10] (0:15.46) | 0:42.16 [10] (0:16.82) | 0:26.70 [10] (0:16.99) | 0:11.90 [10] (0:17.72) |
| Average Speed [km/h] | 54.5 | 49.5 | 47.5 | 47.1 | 46.1 | 46.4 | 46.7 | 43.1 | 42.6 | 40.3 |
| Top Speed [km/h] | 54.0 | 52.2 | 48.7 | 47.8 | 46.7 | 47.2 | 47.4 | 45.1 | 43.2 | 42.5 |
| Avg. Dist. to Rail [m] | 5.1 | 2.9 | 2.8 | 5.4 | 2.9 | 0.9 | 1.5 | 1.1 | 1.4 | 3.3 |



[] Ranking at each section and finish
 -:-:- No data available at this section
 NA No data available