



NZ Metropolitan Trotting Club Inc Harness

Race 9: LATHER UP - WORLD-CLASS SIRE REAL WORLD VALUE MOBILE PACE - 1980m

07 November 2025 - 8:54PM



Weather: Cloudy

Field Times	2:24.65	2:13.46	1:59.73	1:44.29	1:28.96	1:13.41	0:58.05	0:43.42
(Race Tempo)	(0:11.19)	(0:13.73)	(0:15.44)	(0:15.34)	(0:15.54)	(0:15.36)	(0:14.64)	(0:14.74)

Rank	TAB#	Horse	Overall Time	First 400m	Top Speed km/h (Section)	L1980	L1800	L1600	L1400	L1200	L1000	L800	L600
	(BAR#)	Driver	Margin (DT-W)	Last 600m	Fastest Section (Time)	Start - 2000	1800 - 1600	1600 - 1400	1400 - 1200	1200 - 1000	1000 - 800	800 - 600	600 - 400
1	6	Flying Ace	2:24.65	0:26.70	57.3 (2000-1800)	2:24.65	2:13.34 [2]	1:59.46 [3]	1:43.98 [3]	1:28.68 [3]	1:13.09 [3]	0:57.74 [3]	0:43.18 [3]
	(6)	O G Thornley		0:43.18	2000-1800 (0:11.31)	(0:11.31)	(0:13.88)	(0:15.48)	(0:15.30)	(0:15.59)	(0:15.35)	(0:14.56)	(0:14.81)
2	8	Suspicious Captain	2:24.91	0:28.40	52.7 (400-200)	2:24.91	2:12.25 [10]	1:57.98 [9]	1:43.08 [8]	1:27.98 [8]	1:12.27 [8]	0:57.20 [7]	0:42.83 [4]
	(8)	C J Dalgety	1.4L (+23)	0:42.83	2000-1800 (0:12.66)	(0:12.66)	(0:14.27)	(0:14.90)	(0:15.10)	(0:15.71)	(0:15.07)	(0:14.37)	(0:14.43)
3	5	Nikolai Ray	2:25.15	0:27.02	56.2 (1800-1600)	2:25.15	2:13.55 [3]	1:59.62 [4]	1:44.17 [5]	1:28.85 [4]	1:13.31 [5]	0:57.95 [5]	0:43.38 [5]
	(5)	S J Thornley	2.7L (-3)	0:43.38	2000-1800 (0:11.60)	(0:11.60)	(0:13.93)	(0:15.45)	(0:15.32)	(0:15.54)	(0:15.36)	(0:14.57)	(0:14.87)
4	7	Franco Lomu	2:25.41	0:26.43	58.0 (2000-1800)	2:25.41	2:14.22 [1]	2:00.50 [1]	1:45.06 [1]	1:29.72 [1]	1:14.18 [1]	0:58.82 [1]	0:44.18 [1]
	(7)	R D Close	4.1L (-5)	0:44.18	2000-1800 (0:11.19)	(0:11.19)	(0:13.72)	(0:15.44)	(0:15.34)	(0:15.54)	(0:15.36)	(0:14.64)	(0:14.74)
5	3	Deal Breaker	2:25.68	0:28.08	53.0 (2000-1800)	2:25.68	2:13.42 [8]	1:59.09 [7]	1:44.15 [7]	1:29.06 [7]	1:13.39 [6]	0:58.25 [6]	0:43.90 [2]
	(3)	S J Ottley	5.6L (+21)	0:43.90	2000-1800 (0:12.26)	(0:12.26)	(0:14.33)	(0:14.94)	(0:15.09)	(0:15.67)	(0:15.14)	(0:14.35)	(0:14.46)
6	4	Boyzone	2:26.00	0:28.28	53.3 (1800-1600)	2:26.00	2:13.38 [9]	1:59.20 [10]	1:43.97 [10]	1:28.74 [10]	1:13.01 [10]	0:57.99 [10]	0:43.57 [6]
	(4)	B N Orange	7.3L (+16)	0:43.57	2000-1800 (0:12.62)	(0:12.62)	(0:14.18)	(0:15.23)	(0:15.23)	(0:15.73)	(0:15.02)	(0:14.42)	(0:14.50)
7	9	Shanky's Shot	2:27.10	0:27.83	55.2 (2000-1800)	2:27.10	2:14.96 [7]	2:00.76 [8]	1:45.41 [9]	1:30.13 [9]	1:14.35 [9]	0:59.12 [9]	0:44.68 [9]
	(9)	R J Butt	13.3L (+6)	0:44.68	2000-1800 (0:12.14)	(0:12.14)	(0:14.20)	(0:15.35)	(0:15.28)	(0:15.78)	(0:15.23)	(0:14.44)	(0:14.91)
8	1	River	2:27.37	0:27.33	55.7 (2000-1800)	2:27.37	2:15.69 [5]	2:01.59 [6]	1:46.08 [6]	1:30.81 [6]	1:15.11 [7]	0:59.83 [8]	0:45.29 [7]
	(1)	J A MacDonald	14.7L (-2)	0:45.29	2000-1800 (0:11.68)	(0:11.68)	(0:14.10)	(0:15.51)	(0:15.27)	(0:15.70)	(0:15.28)	(0:14.54)	(0:14.91)
9	10	Rosario	2:30.14	0:27.67	55.0 (2000-1800)	2:30.14	2:18.10 [6]	2:03.94 [5]	1:48.97 [4]	1:33.84 [5]	1:18.20 [4]	1:03.03 [4]	0:48.37 [10]
	(10)	R L Houghton	29.7L (+10)	0:48.37	2000-1800 (0:12.04)	(0:12.04)	(0:14.16)	(0:14.97)	(0:15.13)	(0:15.64)	(0:15.17)	(0:14.66)	(0:15.58)
10	2	Bruciebytheseaside	2:30.74	0:27.20	55.1 (2000-1800)	2:30.74	2:19.03 [4]	2:05.02 [2]	1:50.08 [2]	1:34.88 [2]	1:19.31 [2]	1:04.02 [2]	0:49.34 [8]
	(2)	G E Hall Jnr	32.9L (+14)	0:49.34	2000-1800 (0:11.71)	(0:11.71)	(0:14.01)	(0:14.94)	(0:15.20)	(0:15.57)	(0:15.29)	(0:14.68)	(0:15.66)

[] Position in running at each section and finish TAB# Saddle cloth number

-:-:- No data available at this section

NA No data available

DNT DNT Did not track

BAR# Barrier/Gate Position

DNF Did not finish

DT-W Distance travelled compared to winner in metres

Fastest split

Fastest section



NZ Metropolitan Trotting Club Inc Harness

Race 9: LATHER UP - WORLD-CLASS SIRE REAL WORLD VALUE MOBILE PACE - 1980m

07 November 2025 - 8:54PM



Weather: Cloudy

Field Times 0:28.67 0:13.99
(Race Tempo) (0:14.68) (0:13.99)

Rank	TAB#	Horse	Overall Time	First 400m	Top Speed km/h (Section)	L400	L200						
	(BAR#)	Driver	Margin (DT-W)	Last 600m	Fastest Section (Time)	400 - 200	200 - Finish						
1	6	Flying Ace	2:24.65	0:26.70	57.3 (2000-1800)	0:25.20 [2]	0:13.80 [1]						
	(6)	O G Thornley		0:43.18	2000-1800 (0:11.31)	(0:14.57)	(0:13.80)						
2	8	Suspicious Captain	2:24.91	0:28.40	52.7 (400-200)	0:26.93 [4]	0:13.83 [2]						
	(8)	C J Dalgety	1.4L (+23)	0:42.83	2000-1800 (0:12.66)	(0:14.57)	(0:13.83)						
3	5	Nikolai Ray	2:25.15	0:27.02	56.2 (1800-1600)	0:25.54 [3]	0:14.23 [3]						
	(5)	S J Thornley	2.7L (-3)	0:43.38	2000-1800 (0:11.60)	(0:14.28)	(0:14.23)						
4	7	Franco Lomu	2:25.41	0:26.43	58.0 (2000-1800)	0:24.92 [1]	0:14.76 [4]						
	(7)	R D Close	4.1L (-5)	0:44.18	2000-1800 (0:11.19)	(0:14.68)	(0:14.76)						
5	3	Deal Breaker	2:25.68	0:28.08	53.0 (2000-1800)	0:26.60 [5]	0:14.57 [5]						
	(3)	S J Ottley	5.6L (+21)	0:43.90	2000-1800 (0:12.26)	(0:14.87)	(0:14.57)						
6	4	Boyzone	2:26.00	0:28.28	53.3 (1800-1600)	0:26.80 [6]	0:14.52 [6]						
	(4)	B N Orange	7.3L (+16)	0:43.57	2000-1800 (0:12.62)	(0:14.55)	(0:14.52)						
7	9	Shanky's Shot	2:27.10	0:27.83	55.2 (2000-1800)	0:26.34 [8]	0:15.18 [7]						
	(9)	R J Butt	13.3L (+6)	0:44.68	2000-1800 (0:12.14)	(0:14.59)	(0:15.18)						
8	1	River	2:27.37	0:27.33	55.7 (2000-1800)	0:25.78 [7]	0:15.50 [8]						
	(1)	J A MacDonald	14.7L (-2)	0:45.29	2000-1800 (0:11.68)	(0:14.88)	(0:15.50)						
9	10	Rosario	2:30.14	0:27.67	55.0 (2000-1800)	0:26.20 [9]	0:16.90 [9]						
	(10)	R L Houghton	29.7L (+10)	0:48.37	2000-1800 (0:12.04)	(0:15.89)	(0:16.90)						
10	2	Bruciebytheseaside	2:30.74	0:27.20	55.1 (2000-1800)	0:25.73 [10]	0:17.20 [10]						
	(2)	G E Hall Jnr	32.9L (+14)	0:49.34	2000-1800 (0:11.71)	(0:16.48)	(0:17.20)						

- [] Position in running at each section and finish TAB# Saddle cloth number
- :-:- No data available at this section BAR# Barrier/Gate Position
- NA No data available DNF Did not finish
- DNT DNT Did not track DT-W Distance travelled compared to winner in metres

- Fastest split
- Fastest section

Horse/Jockey Name	Flying Ace/O G Thornley
Finish Rank	1
Fastest Section Time (Section)	0:11.31 (2000-1800)
Top Speed [km/h] (Section)	57.3 (2000-1800)
Race State	Finished



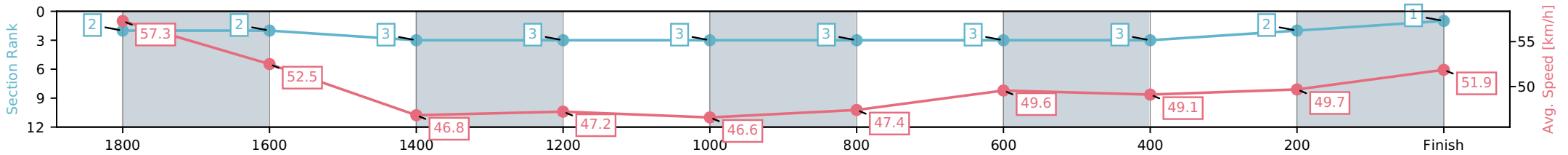
NZ Metropolitan Trotting Club Inc Harness
 Race 9: LATHER UP - WORLD-CLASS SIRE REAL WORLD
 VALUE MOBILE PACE - 1980m



07 November 2025 - 8:54PM

Weather: Cloudy

Section	L1980	L1800	L1600	L1400	L1200	L1000	L800	L600	L400	L200
Section Times	2:24.65 (0:11.31)	2:10.85 [2] (0:13.88)	1:56.29 [3] (0:15.48)	1:41.48 [3] (0:15.30)	1:26.91 [3] (0:15.59)	1:11.57 [3] (0:15.35)	0:55.98 [3] (0:14.56)	0:40.67 [3] (0:14.81)	0:25.20 [2] (0:14.57)	0:11.31 [1] (0:13.80)
Average Speed [km/h]	57.3	52.5	46.8	47.2	46.6	47.4	49.6	49.1	49.7	51.9
Top Speed [km/h]	57.3	57.1	48.5	47.9	48.8	48.9	50.3	50.3	51.8	52.5
Avg. Dist. to Rail [m]	9.9	2.6	1.3	3.3	1.3	1.3	1.9	1.6	1.1	1.5



[] Ranking at each section and finish
 -:-:- No data available at this section
 NA No data available

Horse/Jockey Name	Suspicious Captain/C J Dalgety
Finish Rank	2
Fastest Section Time (Section)	0:12.66 (2000-1800)
Top Speed [km/h] (Section)	52.7 (400-200)
Race State	Finished



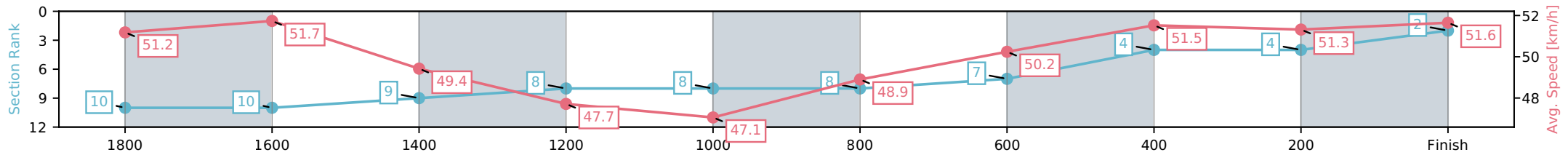
NZ Metropolitan Trotting Club Inc Harness
 Race 9: LATHER UP - WORLD-CLASS SIRE REAL WORLD
 VALUE MOBILE PACE - 1980m



07 November 2025 - 8:54PM

Weather: Cloudy

Section	L1980	L1800	L1600	L1400	L1200	L1000	L800	L600	L400	L200
Section Times	2:24.91 (0:12.66)	2:11.09 [10] (0:14.27)	1:56.51 [9] (0:14.90)	1:42.08 [8] (0:15.10)	1:27.72 [8] (0:15.71)	1:12.64 [8] (0:15.07)	0:56.93 [7] (0:14.37)	0:41.84 [4] (0:14.43)	0:26.93 [4] (0:14.57)	0:12.66 [2] (0:13.83)
Average Speed [km/h]	51.2	51.7	49.4	47.7	47.1	48.9	50.2	51.5	51.3	51.6
Top Speed [km/h]	51.5	52.0	51.3	49.0	50.6	51.0	51.7	52.1	52.7	52.5
Avg. Dist. to Rail [m]	12.3	3.8	3.1	5.2	3.3	3.2	4.3	4.8	5.5	8.1



- [] Ranking at each section and finish
- :-:- No data available at this section
- NA No data available

Horse/Jockey Name	Nikolai Ray/S J Thornley
Finish Rank	3
Fastest Section Time (Section)	0:11.60 (2000-1800)
Top Speed [km/h] (Section)	56.2 (1800-1600)
Race State	Finished



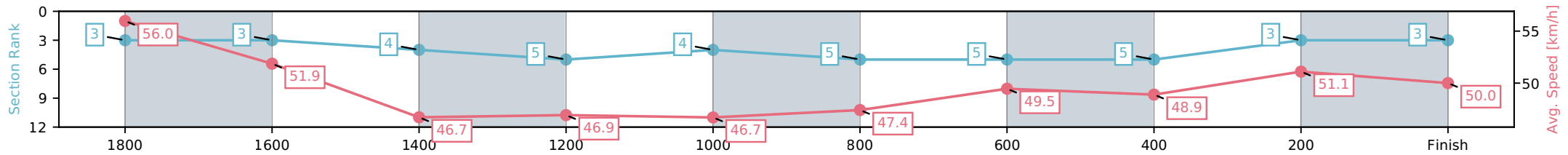
NZ Metropolitan Trotting Club Inc Harness
 Race 9: LATHER UP - WORLD-CLASS SIRE REAL WORLD
 VALUE MOBILE PACE - 1980m



07 November 2025 - 8:54PM

Weather: Cloudy

Section	L1980	L1800	L1600	L1400	L1200	L1000	L800	L600	L400	L200
Section Times	2:25.15 (0:11.60)	2:10.93 [3] (0:13.93)	1:56.64 [4] (0:15.45)	1:41.78 [5] (0:15.32)	1:27.20 [4] (0:15.54)	1:11.85 [5] (0:15.36)	0:56.30 [5] (0:14.57)	0:40.99 [5] (0:14.87)	0:25.54 [3] (0:14.28)	0:11.60 [3] (0:14.23)
Average Speed [km/h]	56.0	51.9	46.7	46.9	46.7	47.4	49.5	48.9	51.1	50.0
Top Speed [km/h]	56.0	56.2	48.3	48.0	49.4	49.3	50.6	50.1	52.4	51.3
Avg. Dist. to Rail [m]	7.3	1.1	0.7	3.2	1.1	1.3	2.1	1.7	2.2	5.6



- [] Ranking at each section and finish
- :-:- No data available at this section
- NA No data available

Horse/Jockey Name	Franco Lomu/R D Close
Finish Rank	4
Fastest Section Time (Section)	0:11.19 (2000-1800)
Top Speed [km/h] (Section)	58.0 (2000-1800)
Race State	Finished



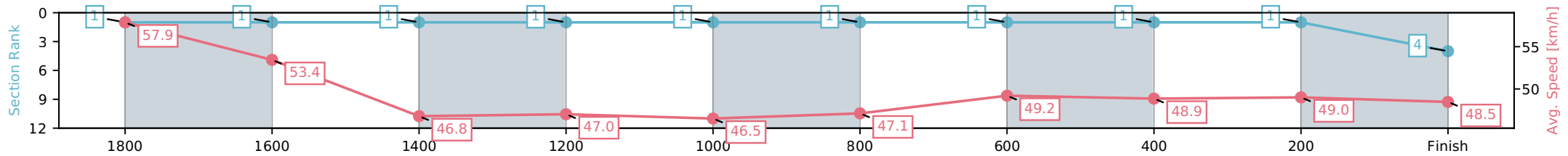
NZ Metropolitan Trotting Club Inc Harness
 Race 9: LATHER UP - WORLD-CLASS SIRE REAL WORLD
 VALUE MOBILE PACE - 1980m



07 November 2025 - 8:54PM

Weather: Cloudy

Section	L1980	L1800	L1600	L1400	L1200	L1000	L800	L600	L400	L200
Section Times	2:25.41 (0:11.19)	2:10.66 [1] (0:13.72)	1:55.98 [1] (0:15.44)	1:41.23 [1] (0:15.34)	1:26.60 [1] (0:15.54)	1:11.24 [1] (0:15.36)	0:55.69 [1] (0:14.64)	0:40.36 [1] (0:14.74)	0:24.92 [1] (0:14.68)	0:11.19 [4] (0:14.76)
Average Speed [km/h]	57.9	53.4	46.8	47.0	46.5	47.1	49.2	48.9	49.0	48.5
Top Speed [km/h]	58.0	57.0	48.6	47.7	48.1	49.0	50.2	49.9	49.8	49.8
Avg. Dist. to Rail [m]	12.7	4.3	0.6	2.7	0.5	0.9	1.1	0.4	0.6	2.1



[] Ranking at each section and finish
 -:-:- No data available at this section
 NA No data available

Horse/Jockey Name	Deal Breaker/S J Ottley
Finish Rank	5
Fastest Section Time (Section)	0:12.26 (2000-1800)
Top Speed [km/h] (Section)	53.0 (2000-1800)
Race State	Finished



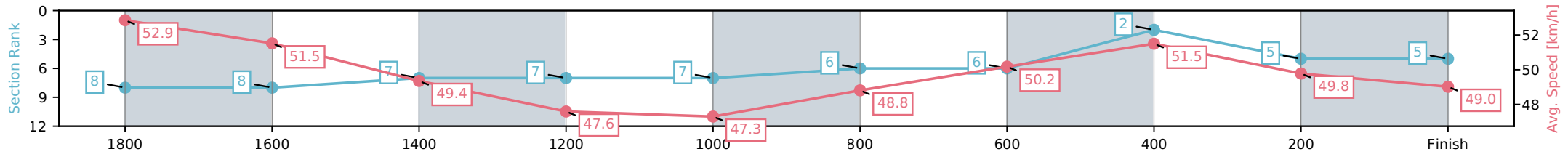
NZ Metropolitan Trotting Club Inc Harness
 Race 9: LATHER UP - WORLD-CLASS SIRE REAL WORLD
 VALUE MOBILE PACE - 1980m



07 November 2025 - 8:54PM

Weather: Cloudy

Section	L1980	L1800	L1600	L1400	L1200	L1000	L800	L600	L400	L200
Section Times	2:25.68 (0:12.26)	2:11.11 [8] (0:14.33)	1:56.25 [7] (0:14.94)	1:41.78 [7] (0:15.09)	1:27.43 [7] (0:15.67)	1:12.29 [6] (0:15.14)	0:56.62 [6] (0:14.35)	0:41.53 [2] (0:14.46)	0:26.60 [5] (0:14.87)	0:12.27 [5] (0:14.57)
Average Speed [km/h]	52.9	51.5	49.4	47.6	47.3	48.8	50.2	51.5	49.8	49.0
Top Speed [km/h]	53.0	51.8	50.7	48.9	50.4	50.5	51.7	52.3	50.5	49.9
Avg. Dist. to Rail [m]	6.6	4.0	3.1	5.2	3.3	3.2	4.3	4.8	4.4	7.0



[] Ranking at each section and finish
 -:-:- No data available at this section
 NA No data available

Horse/Jockey Name	Boyzone/B N Orange
Finish Rank	6
Fastest Section Time (Section)	0:12.62 (2000-1800)
Top Speed [km/h] (Section)	53.3 (1800-1600)
Race State	Finished



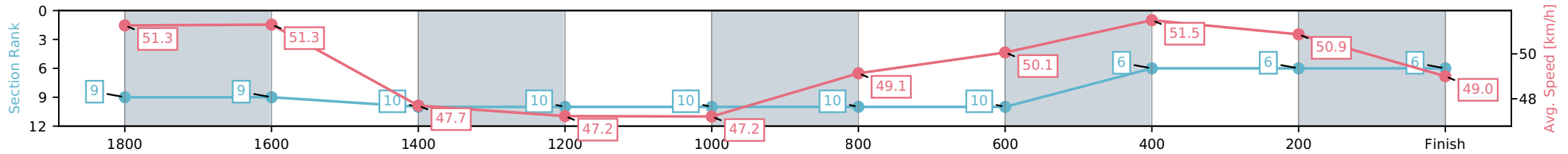
NZ Metropolitan Trotting Club Inc Harness
 Race 9: LATHER UP - WORLD-CLASS SIRE REAL WORLD
 VALUE MOBILE PACE - 1980m



07 November 2025 - 8:54PM

Weather: Cloudy

Section	L1980	L1800	L1600	L1400	L1200	L1000	L800	L600	L400	L200
Section Times	2:26.00 (0:12.62)	2:11.48 [9] (0:14.18)	1:56.94 [10] (0:15.23)	1:42.44 [10] (0:15.23)	1:28.02 [10] (0:15.73)	1:12.99 [10] (0:15.02)	0:57.26 [10] (0:14.42)	0:42.03 [6] (0:14.50)	0:26.80 [6] (0:14.55)	0:12.62 [6] (0:14.52)
Average Speed [km/h]	51.3	51.3	47.7	47.2	47.2	49.1	50.1	51.5	50.9	49.0
Top Speed [km/h]	53.3	53.3	49.6	49.2	50.5	51.2	51.6	52.5	51.4	51.2
Avg. Dist. to Rail [m]	7.1	1.8	1.2	4.8	3.6	3.4	4.5	5.0	3.4	2.3



- [] Ranking at each section and finish
- :-:- No data available at this section
- NA No data available

Horse/Jockey Name	Shanky's Shot/R J Butt
Finish Rank	7
Fastest Section Time (Section)	0:12.14 (2000-1800)
Top Speed [km/h] (Section)	55.2 (2000-1800)
Race State	Finished



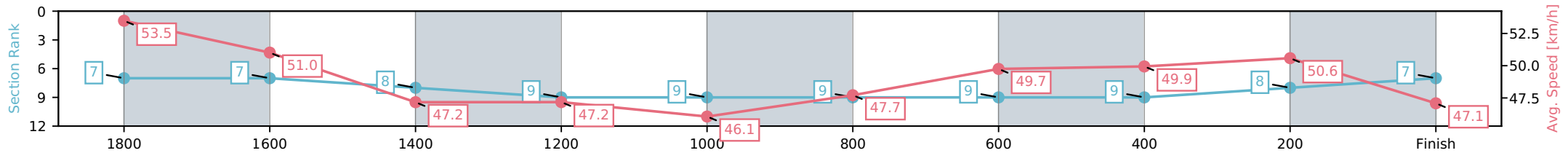
NZ Metropolitan Trotting Club Inc Harness
 Race 9: LATHER UP - WORLD-CLASS SIRE REAL WORLD
 VALUE MOBILE PACE - 1980m



07 November 2025 - 8:54PM

Weather: Cloudy

Section	L1980	L1800	L1600	L1400	L1200	L1000	L800	L600	L400	L200
Section Times	2:27.10 (0:12.14)	2:11.92 [7] (0:14.20)	1:57.34 [8] (0:15.35)	1:42.42 [9] (0:15.28)	1:27.99 [9] (0:15.78)	1:12.75 [9] (0:15.23)	0:56.98 [9] (0:14.44)	0:41.70 [9] (0:14.91)	0:26.34 [8] (0:14.59)	0:12.14 [7] (0:15.18)
Average Speed [km/h]	53.5	51.0	47.2	47.2	46.1	47.7	49.7	49.9	50.6	47.1
Top Speed [km/h]	55.2	53.9	49.3	48.5	50.2	50.4	50.5	51.5	51.5	50.0
Avg. Dist. to Rail [m]	2.2	1.2	1.0	3.3	1.4	1.1	1.9	3.8	3.8	4.4



[] Ranking at each section and finish
 -:-:- No data available at this section
 NA No data available

Horse/Jockey Name	River/J A MacDonald
Finish Rank	8
Fastest Section Time (Section)	0:11.68 (2000-1800)
Top Speed [km/h] (Section)	55.7 (2000-1800)
Race State	Finished



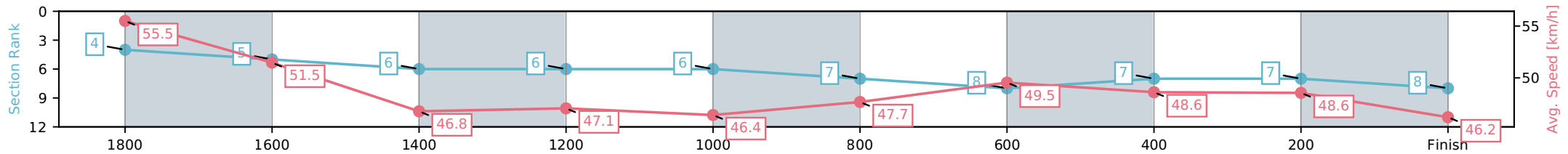
NZ Metropolitan Trotting Club Inc Harness
 Race 9: LATHER UP - WORLD-CLASS SIRE REAL WORLD
 VALUE MOBILE PACE - 1980m



07 November 2025 - 8:54PM

Weather: Cloudy

Section	L1980	L1800	L1600	L1400	L1200	L1000	L800	L600	L400	L200
Section Times	2:27.37 (0:11.68)	2:11.87 [5] (0:14.10)	1:57.00 [6] (0:15.51)	1:42.09 [6] (0:15.27)	1:27.54 [6] (0:15.70)	1:12.27 [7] (0:15.28)	0:56.57 [8] (0:14.54)	0:41.29 [7] (0:14.91)	0:25.78 [7] (0:14.88)	0:11.69 [8] (0:15.50)
Average Speed [km/h]	55.5	51.5	46.8	47.1	46.4	47.7	49.5	48.6	48.6	46.2
Top Speed [km/h]	55.7	54.3	48.1	48.1	50.3	50.4	50.6	49.4	49.2	48.6
Avg. Dist. to Rail [m]	2.9	1.6	1.1	3.4	1.5	1.4	2.1	1.4	0.9	2.5



- [] Ranking at each section and finish
- :-:- No data available at this section
- NA No data available

Horse/Jockey Name	Rosario/R L Houghton
Finish Rank	9
Fastest Section Time (Section)	0:12.04 (2000-1800)
Top Speed [km/h] (Section)	55.0 (2000-1800)
Race State	Finished



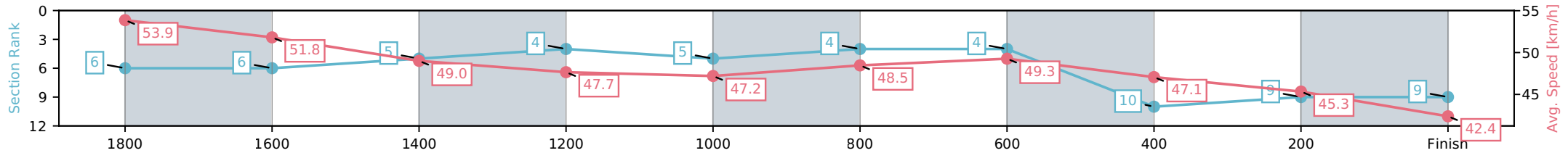
NZ Metropolitan Trotting Club Inc Harness
 Race 9: LATHER UP - WORLD-CLASS SIRE REAL WORLD
 VALUE MOBILE PACE - 1980m



07 November 2025 - 8:54PM

Weather: Cloudy

Section	L1980	L1800	L1600	L1400	L1200	L1000	L800	L600	L400	L200
Section Times	2:30.14 (0:12.04)	2:13.25 [6] (0:14.16)	1:57.35 [5] (0:14.97)	1:41.77 [4] (0:15.13)	1:27.12 [5] (0:15.64)	1:11.94 [4] (0:15.17)	0:56.30 [4] (0:14.66)	0:41.17 [10] (0:15.58)	0:26.20 [9] (0:15.89)	0:12.04 [9] (0:16.90)
Average Speed [km/h]	53.9	51.8	49.0	47.7	47.2	48.5	49.3	47.1	45.3	42.4
Top Speed [km/h]	55.0	53.2	50.8	48.3	49.9	49.9	50.5	48.2	47.6	44.0
Avg. Dist. to Rail [m]	4.8	3.2	2.7	5.1	3.0	2.9	3.6	2.8	0.8	3.3



- [] Ranking at each section and finish
- :-:- No data available at this section
- NA No data available

Horse/Jockey Name	Bruciebytheseaside/G E Hall Jr
Finish Rank	10
Fastest Section Time (Section)	0:11.71 (2000-1800)
Top Speed [km/h] (Section)	55.1 (2000-1800)
Race State	Finished



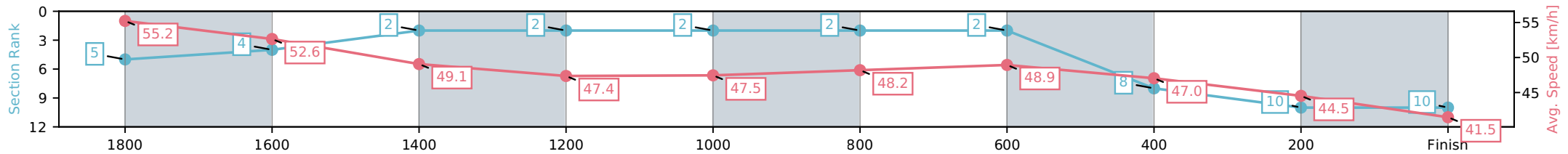
NZ Metropolitan Trotting Club Inc Harness
 Race 9: LATHER UP - WORLD-CLASS SIRE REAL WORLD
 VALUE MOBILE PACE - 1980m



07 November 2025 - 8:54PM

Weather: Cloudy

Section	L1980	L1800	L1600	L1400	L1200	L1000	L800	L600	L400	L200
Section Times	2:30.74 (0:11.71)	2:13.54 [4] (0:14.01)	1:57.06 [2] (0:14.94)	1:41.41 [2] (0:15.20)	1:26.72 [2] (0:15.57)	1:11.43 [2] (0:15.29)	0:55.87 [2] (0:14.68)	0:40.66 [8] (0:15.66)	0:25.73 [10] (0:16.48)	0:11.72 [10] (0:17.20)
Average Speed [km/h]	55.2	52.6	49.1	47.4	47.5	48.2	48.9	47.0	44.5	41.5
Top Speed [km/h]	55.1	53.9	51.0	48.1	49.2	49.4	49.8	48.1	46.0	42.7
Avg. Dist. to Rail [m]	5.1	3.4	2.8	5.1	2.9	3.0	3.8	3.3	2.9	5.3



[] Ranking at each section and finish
 -:-:- No data available at this section
 NA No data available