



NZ Metropolitan Trotting Club Inc Harness
Race 2: HYDROFLOW MOBILE PACE - 1980m

11 November 2025 - 12:27PM



Weather: Overcast

Field Times (Race Tempo) 2:23.72 (0:11.58) 2:12.14 (0:14.63) 1:57.51 (0:14.89) 1:42.62 (0:14.94) 1:27.68 (0:15.31) 1:12.38 (0:14.91) 0:57.46 (0:14.62) 0:42.84 (0:14.32)

Rank	TAB#	Horse	Overall Time	First 400m	Top Speed km/h (Section)	L1980	L1800	L1600	L1400	L1200	L1000	L800	L600
	(BAR#)	Driver	Margin (DT-W)	Last 600m	Fastest Section (Time)	Start - 2000	1800 - 1600	1600 - 1400	1400 - 1200	1200 - 1000	1000 - 800	800 - 600	600 - 400
1	7	Spirit Downunder	2:23.72	0:27.73	54.9 (2000-1800)	2:23.72	2:11.88 [2]	1:57.50 [1]	1:42.63 [1]	1:27.69 [1]	1:12.38 [1]	0:57.47 [2]	0:42.79 [2]
	(7)	R T May		0:42.79	2000-1800 (0:11.84)	(0:11.84)	(0:14.38)	(0:14.87)	(0:14.94)	(0:15.31)	(0:14.91)	(0:14.68)	(0:14.39)
2	5	Flying Bird	2:23.79	0:27.75	56.2 (2000-1800)	2:23.79	2:12.22 [1]	1:57.59 [3]	1:42.41 [3]	1:27.46 [3]	1:12.16 [3]	0:57.26 [4]	0:42.59 [3]
	(5)	M J Williamson	0.4L (-2)	0:42.59	2000-1800 (0:11.57)	(0:11.57)	(0:14.63)	(0:15.18)	(0:14.95)	(0:15.30)	(0:14.90)	(0:14.67)	(0:14.41)
3	13	Scrunch	2:23.86	0:29.82	54.4 (1200-1000)	2:23.86	2:11.05 [11]	1:55.64 [11]	1:40.63 [11]	1:26.29 [5]	1:12.03 [2]	0:57.50 [1]	0:42.99 [1]
	(13)	John R Dunn	0.8L (+21)	0:42.99	2000-1800 (0:12.81)	(0:12.81)	(0:15.41)	(0:15.01)	(0:14.34)	(0:14.26)	(0:14.53)	(0:14.51)	(0:14.32)
4	9	Commander Joe	2:23.95	0:28.03	54.1 (2000-1800)	2:23.95	2:11.99 [3]	1:57.43 [2]	1:42.62 [2]	1:27.73 [2]	1:12.44 [4]	0:57.32 [3]	0:42.76 [4]
	(9)	O G Thornley	1.2L (+15)	0:42.76	2000-1800 (0:11.96)	(0:11.96)	(0:14.56)	(0:14.81)	(0:14.89)	(0:15.29)	(0:15.12)	(0:14.56)	(0:14.43)
5	10	Betterthanbabe	2:24.11	0:28.95	55.6 (200-0)	2:24.11	2:11.48 [8]	1:56.68 [8]	1:41.80 [8]	1:26.86 [10]	1:11.53 [9]	0:56.65 [9]	0:41.98 [9]
	(10)	W J House	2.1L (-3)	0:41.98	2000-1800 (0:12.63)	(0:12.63)	(0:14.80)	(0:14.88)	(0:14.94)	(0:15.33)	(0:14.88)	(0:14.67)	(0:14.46)
6	3	Hi Hopes	2:24.29	0:28.09	56.7 (2000-1800)	2:24.29	2:12.59 [4]	1:57.75 [5]	1:42.60 [5]	1:27.66 [6]	1:12.34 [5]	0:57.46 [5]	0:42.81 [5]
	(3)	B N Orange	3.1L (-2)	0:42.81	2000-1800 (0:11.70)	(0:11.70)	(0:14.84)	(0:15.15)	(0:14.94)	(0:15.32)	(0:14.88)	(0:14.65)	(0:14.43)
7	8	Patiro	2:24.30	0:30.16	56.0 (200-0)	2:24.30	2:11.55 [12]	1:55.70 [12]	1:40.73 [12]	1:26.26 [12]	1:11.18 [12]	0:56.19 [12]	0:41.47 [12]
	(8)	S W Hill	3.1L (+16)	0:41.47	2000-1800 (0:12.75)	(0:12.75)	(0:15.85)	(0:14.97)	(0:14.47)	(0:15.08)	(0:14.99)	(0:14.72)	(0:14.39)
8	4	Franco Tim	2:24.44	0:28.38	56.3 (2000-1800)	2:24.44	2:12.45 [5]	1:57.61 [6]	1:42.46 [7]	1:27.52 [8]	1:12.21 [7]	0:57.30 [7]	0:42.62 [7]
	(4)	G N Thornley	3.9L (-4)	0:42.62	2000-1800 (0:11.99)	(0:11.99)	(0:14.84)	(0:15.15)	(0:14.94)	(0:15.31)	(0:14.91)	(0:14.68)	(0:14.48)
9	11	Lavra Rose	2:24.50	0:28.39	55.1 (2000-1800)	2:24.50	2:12.23 [6]	1:57.64 [4]	1:42.88 [4]	1:27.96 [4]	1:12.67 [6]	0:57.56 [6]	0:42.99 [6]
	(11)	S J Tomlinson	4.2L (+14)	0:42.99	2000-1800 (0:12.27)	(0:12.27)	(0:14.59)	(0:14.76)	(0:14.92)	(0:15.29)	(0:15.11)	(0:14.57)	(0:14.42)
10	1	Scotlynn Crunch	2:24.90	0:28.75	53.2 (2000-1800)	2:24.90	2:12.57 [7]	1:57.68 [7]	1:42.87 [6]	1:28.04 [7]	1:12.77 [8]	0:57.68 [8]	0:43.03 [8]
	(1)	J C Morrison	6.3L (+11)	0:43.03	2000-1800 (0:12.33)	(0:12.33)	(0:14.89)	(0:14.81)	(0:14.83)	(0:15.27)	(0:15.09)	(0:14.65)	(0:14.63)

Scratched: Burnham Girl (#2)



NZ Metropolitan Trotting Club Inc Harness
Race 2: HYDROFLOW MOBILE PACE - 1980m

11 November 2025 - 12:27PM



Weather: Overcast

Field Times (Race Tempo) 2:23.72 (0:11.58) 2:12.14 (0:14.63) 1:57.51 (0:14.89) 1:42.62 (0:14.94) 1:27.68 (0:15.31) 1:12.38 (0:14.91) 0:57.46 (0:14.62) 0:42.84 (0:14.32)

Rank	TAB#	Horse	Overall Time	First 400m	Top Speed km/h (Section)	L1980	L1800	L1600	L1400	L1200	L1000	L800	L600
	(BAR#)	Driver	Margin (DT-W)	Last 600m	Fastest Section (Time)	Start - 2000	1800 - 1600	1600 - 1400	1400 - 1200	1200 - 1000	1000 - 800	800 - 600	600 - 400
11	12	Dontelltheboys	2:25.20	0:29.13	54.1 (400-200)	2:25.20	2:12.53 [9]	1:57.65 [9]	1:42.78 [9]	1:27.93 [9]	1:12.74 [10]	0:57.68 [10]	0:43.00 [10]
	(12)	C J DeFilippi	8L (+15)	0:43.00	2000-1800 (0:12.67)	(0:12.67)	(0:14.88)	(0:14.87)	(0:14.85)	(0:15.19)	(0:15.06)	(0:14.68)	(0:14.43)
12	6	Rushkinoff	2:25.68	0:29.48	53.3 (2000-1800)	2:25.68	2:13.21 [10]	1:57.80 [10]	1:42.80 [10]	1:28.13 [11]	1:12.91 [11]	0:57.89 [11]	0:43.19 [11]
	(6)	C J Dalgety	10.6L (+19)	0:43.19	2000-1800 (0:12.47)	(0:12.47)	(0:15.41)	(0:15.00)	(0:14.67)	(0:15.22)	(0:15.02)	(0:14.70)	(0:14.53)

Scratched: Burnham Girl (#2)



NZ Metropolitan Trotting Club Inc Harness
Race 2: HYDROFLOW MOBILE PACE - 1980m

11 November 2025 - 12:27PM



Weather: Overcast

Field Times 0:28.52 0:14.43
(Race Tempo) (0:14.09) (0:14.43)

Rank	TAB#	Horse	Overall Time	First 400m	Top Speed km/h (Section)	L400	L200						
	(BAR#)	Driver	Margin (DT-W)	Last 600m	Fastest Section (Time)	400 - 200	200 - Finish						
1	7	Spirit Downunder	2:23.72	0:27.73	54.9 (2000-1800)	0:26.22 [2]	0:14.35 [1]						
	(7)	R T May		0:42.79	2000-1800 (0:11.84)	(0:14.05)	(0:14.35)						
2	5	Flying Bird	2:23.79	0:27.75	56.2 (2000-1800)	0:26.21 [3]	0:14.15 [2]						
	(5)	M J Williamson	0.4L (-2)	0:42.59	2000-1800 (0:11.57)	(0:14.03)	(0:14.15)						
3	13	Scrunch	2:23.86	0:29.82	54.4 (1200-1000)	0:28.22 [1]	0:14.58 [3]						
	(13)	John R Dunn	0.8L (+21)	0:42.99	2000-1800 (0:12.81)	(0:14.09)	(0:14.58)						
4	9	Commander Joe	2:23.95	0:28.03	54.1 (2000-1800)	0:26.52 [4]	0:14.18 [4]						
	(9)	O G Thornley	1.2L (+15)	0:42.76	2000-1800 (0:11.96)	(0:14.15)	(0:14.18)						
5	10	Betterthanbabe	2:24.11	0:28.95	55.6 (200-0)	0:27.43 [8]	0:13.52 [5]						
	(10)	W J House	2.1L (-3)	0:41.98	2000-1800 (0:12.63)	(0:14.00)	(0:13.52)						
6	3	Hi Hopes	2:24.29	0:28.09	56.7 (2000-1800)	0:26.55 [5]	0:14.28 [6]						
	(3)	B N Orange	3.1L (-2)	0:42.81	2000-1800 (0:11.70)	(0:14.10)	(0:14.28)						
7	8	Patiro	2:24.30	0:30.16	56.0 (200-0)	0:28.61 [11]	0:13.44 [7]						
	(8)	S W Hill	3.1L (+16)	0:41.47	2000-1800 (0:12.75)	(0:13.64)	(0:13.44)						
8	4	Franco Tim	2:24.44	0:28.38	56.3 (2000-1800)	0:26.83 [7]	0:14.06 [8]						
	(4)	G N Thornley	3.9L (-4)	0:42.62	2000-1800 (0:11.99)	(0:14.08)	(0:14.06)						
9	11	Lavra Rose	2:24.50	0:28.39	55.1 (2000-1800)	0:26.87 [6]	0:14.29 [9]						
	(11)	S J Tomlinson	4.2L (+14)	0:42.99	2000-1800 (0:12.27)	(0:14.28)	(0:14.29)						
10	1	Scotlynn Crunch	2:24.90	0:28.75	53.2 (2000-1800)	0:27.22 [9]	0:14.31 [10]						
	(1)	J C Morrison	6.3L (+11)	0:43.03	2000-1800 (0:12.33)	(0:14.09)	(0:14.31)						

Scratched: Burnham Girl (#2)

[] Position in running at each section and finish TAB# Saddle cloth number
 -:-:- No data available at this section BAR# Barrier/Gate Position
 NA No data available DNF Did not finish
 DNT DNT Did not track DT-W Distance travelled compared to winner in metres

Fastest split
 Fastest section



NZ Metropolitan Trotting Club Inc Harness
Race 2: HYDROFLOW MOBILE PACE - 1980m

11 November 2025 - 12:27PM



Weather: Overcast

Field Times 0:28.52 0:14.43
(Race Tempo) (0:14.09) (0:14.43)

Rank	TAB#	Horse	Overall Time	First 400m	Top Speed km/h (Section)	L400	L200						
	(BAR#)	Driver	Margin (DT-W)	Last 600m	Fastest Section (Time)	400 - 200	200 - Finish						
11	12	Donttelltheboys	2:25.20	0:29.13	54.1 (400-200)	0:27.56 [10]	0:14.57 [11]						
	(12)	C J DeFilippi	8L (+15)	0:43.00	2000-1800 (0:12.67)	(0:14.00)	(0:14.57)						
12	6	Rushkinoff	2:25.68	0:29.48	53.3 (2000-1800)	0:27.89 [12]	0:14.45 [12]						
	(6)	C J Dalgety	10.6L (+19)	0:43.19	2000-1800 (0:12.47)	(0:14.21)	(0:14.45)						

Scratched: Burnham Girl (#2)

Horse/Jockey Name	Spirit Downunder/R T May
Finish Rank	1
Fastest Section Time (Section)	0:11.84 (2000-1800)
Top Speed [km/h] (Section)	54.9 (2000-1800)
Race State	Finished



NZ Metropolitan Trotting Club Inc Harness

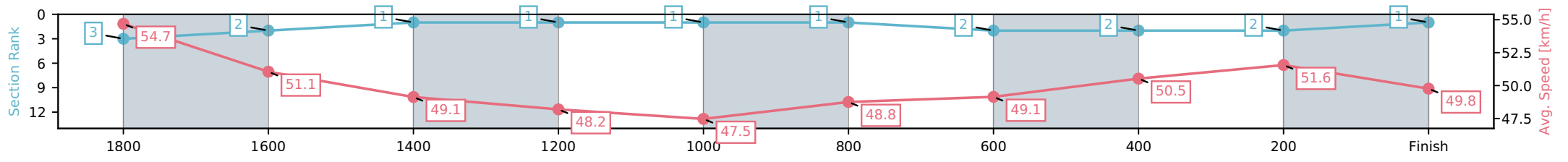
Race 2: HYDROFLOW MOBILE PACE - 1980m



11 November 2025 - 12:27PM

Weather: Overcast

Section	L1980	L1800	L1600	L1400	L1200	L1000	L800	L600	L400	L200
Section Times	2:23.72 (0:11.84)	2:09.38 [2] (0:14.38)	1:55.33 [1] (0:14.87)	1:40.93 [1] (0:14.94)	1:26.26 [1] (0:15.31)	1:11.34 [1] (0:14.91)	0:56.04 [2] (0:14.68)	0:41.09 [2] (0:14.39)	0:26.22 [2] (0:14.05)	0:11.85 [1] (0:14.35)
Average Speed [km/h]	54.7	51.1	49.1	48.2	47.5	48.8	49.1	50.5	51.6	49.8
Top Speed [km/h]	54.9	52.6	49.9	49.1	48.7	49.3	49.6	51.2	51.9	51.9
Avg. Dist. to Rail [m]	8.4	3.2	2.0	3.3	1.3	1.6	2.5	1.7	1.4	2.8



[] Ranking at each section and finish
 -:-:- No data available at this section
 NA No data available

Horse/Jockey Name	Flying Bird/M J Williamson
Finish Rank	2
Fastest Section Time (Section)	0:11.57 (2000-1800)
Top Speed [km/h] (Section)	56.2 (2000-1800)
Race State	Finished



NZ Metropolitan Trotting Club Inc Harness

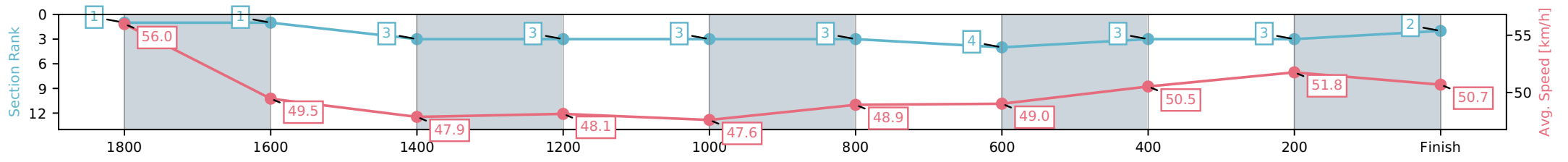
Race 2: HYDROFLOW MOBILE PACE - 1980m

11 November 2025 - 12:27PM

Weather: Overcast



Section	L1980	L1800	L1600	L1400	L1200	L1000	L800	L600	L400	L200
Section Times	2:23.79 (0:11.57)	2:09.65 [1] (0:14.63)	1:55.61 [3] (0:15.18)	1:41.21 [3] (0:14.95)	1:26.54 [3] (0:15.30)	1:11.64 [3] (0:14.90)	0:56.33 [4] (0:14.67)	0:41.38 [3] (0:14.41)	0:26.21 [3] (0:14.03)	0:11.58 [2] (0:14.15)
Average Speed [km/h]	56.0	49.5	47.9	48.1	47.6	48.9	49.0	50.5	51.8	50.7
Top Speed [km/h]	56.2	53.3	49.3	49.2	49.0	49.3	49.7	51.1	52.4	52.4
Avg. Dist. to Rail [m]	6.3	1.7	1.1	3.2	1.5	1.8	2.5	1.9	1.4	1.4



[] Ranking at each section and finish
 -:-:- No data available at this section
 NA No data available

Horse/Jockey Name	Scrunch/John R Dunn
Finish Rank	3
Fastest Section Time (Section)	0:12.81 (2000-1800)
Top Speed [km/h] (Section)	54.4 (1200-1000)
Race State	Finished



NZ Metropolitan Trotting Club Inc Harness

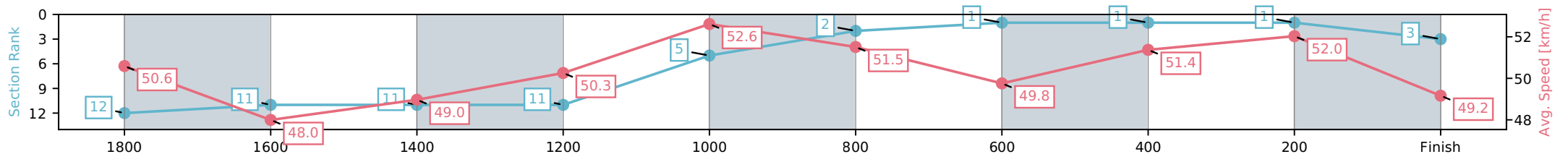
Race 2: HYDROFLOW MOBILE PACE - 1980m



11 November 2025 - 12:27PM

Weather: Overcast

Section	L1980	L1800	L1600	L1400	L1200	L1000	L800	L600	L400	L200
Section Times	2:23.86 (0:12.81)	2:09.29 [11] (0:15.41)	1:55.20 [11] (0:15.01)	1:40.88 [11] (0:14.34)	1:26.36 [5] (0:14.26)	1:11.83 [2] (0:14.53)	0:57.58 [1] (0:14.51)	0:43.23 [1] (0:14.32)	0:28.22 [1] (0:14.09)	0:12.82 [3] (0:14.58)
Average Speed [km/h]	50.6	48.0	49.0	50.3	52.6	51.5	49.8	51.4	52.0	49.2
Top Speed [km/h]	52.0	49.6	50.8	54.1	54.4	53.1	50.6	52.1	52.6	51.0
Avg. Dist. to Rail [m]	7.0	4.6	2.9	5.7	5.3	5.4	5.0	3.6	2.9	4.6



[] Ranking at each section and finish
 -:-:- No data available at this section
 NA No data available

Horse/Jockey Name	Commander Joe/O G Thornley
Finish Rank	4
Fastest Section Time (Section)	0:11.96 (2000-1800)
Top Speed [km/h] (Section)	54.1 (2000-1800)
Race State	Finished



NZ Metropolitan Trotting Club Inc Harness

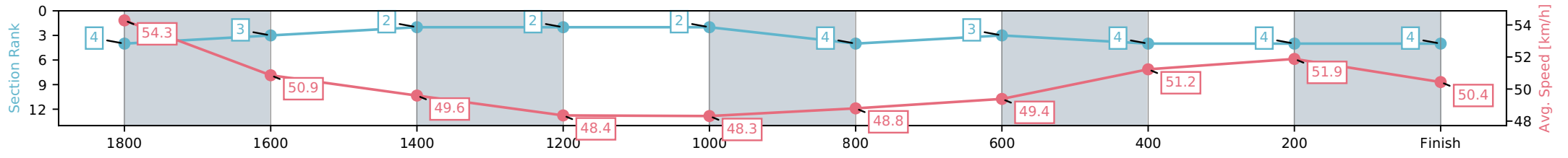
Race 2: HYDROFLOW MOBILE PACE - 1980m

11 November 2025 - 12:27PM

Weather: Overcast



Section	L1980	L1800	L1600	L1400	L1200	L1000	L800	L600	L400	L200
Section Times	2:23.95 (0:11.96)	2:09.78 [3] (0:14.56)	1:55.62 [2] (0:14.81)	1:41.19 [2] (0:14.89)	1:26.63 [2] (0:15.29)	1:11.51 [4] (0:15.12)	0:56.23 [3] (0:14.56)	0:41.33 [4] (0:14.43)	0:26.52 [4] (0:14.15)	0:11.97 [4] (0:14.18)
Average Speed [km/h]	54.3	50.9	49.6	48.4	48.3	48.8	49.4	51.2	51.9	50.4
Top Speed [km/h]	54.1	52.4	50.3	49.3	49.3	49.5	49.9	51.7	52.1	51.5
Avg. Dist. to Rail [m]	10.9	4.7	2.8	4.9	3.1	3.5	4.8	3.7	3.3	5.9



[] Ranking at each section and finish
 -:-:- No data available at this section
 NA No data available

Horse/Jockey Name	Betterthanbabe/W J House
Finish Rank	5
Fastest Section Time (Section)	0:12.63 (2000-1800)
Top Speed [km/h] (Section)	55.6 (200-0)
Race State	Finished



NZ Metropolitan Trotting Club Inc Harness

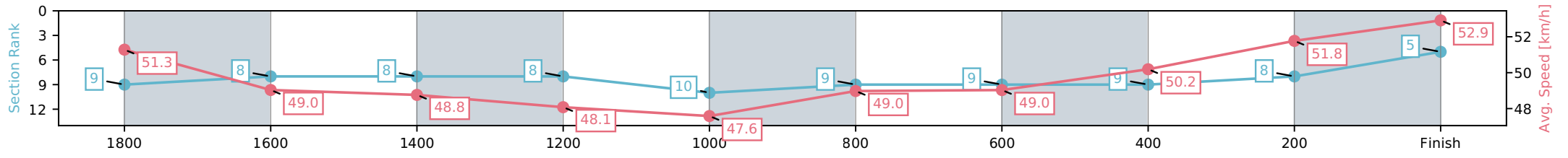
Race 2: HYDROFLOW MOBILE PACE - 1980m

11 November 2025 - 12:27PM

Weather: Overcast



Section	L1980	L1800	L1600	L1400	L1200	L1000	L800	L600	L400	L200
Section Times	2:24.11 (0:12.63)	2:10.59 [8] (0:14.80)	1:56.60 [8] (0:14.88)	1:42.14 [8] (0:14.94)	1:27.47 [10] (0:15.33)	1:12.58 [9] (0:14.88)	0:57.25 [9] (0:14.67)	0:42.32 [9] (0:14.46)	0:27.43 [8] (0:14.00)	0:12.64 [5] (0:13.52)
Average Speed [km/h]	51.3	49.0	48.8	48.1	47.6	49.0	49.0	50.2	51.8	52.9
Top Speed [km/h]	53.5	49.9	50.5	50.0	49.4	50.2	50.4	50.8	54.7	55.6
Avg. Dist. to Rail [m]	2.4	1.3	1.1	3.2	1.5	1.8	2.7	1.6	0.9	1.0



[] Ranking at each section and finish
 -:-:- No data available at this section
 NA No data available

Horse/Jockey Name	Hi Hopes/B N Orange
Finish Rank	6
Fastest Section Time (Section)	0:11.70 (2000-1800)
Top Speed [km/h] (Section)	56.7 (2000-1800)
Race State	Finished



NZ Metropolitan Trotting Club Inc Harness

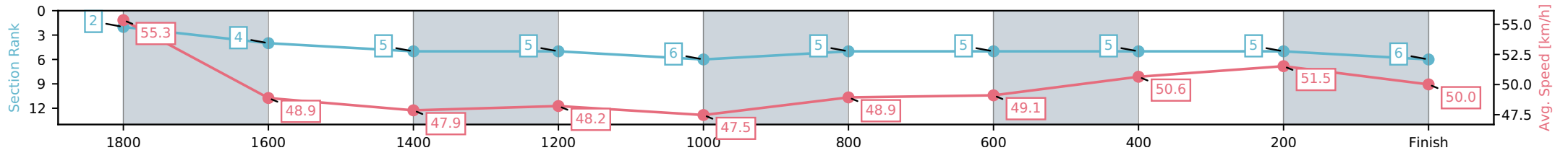
Race 2: HYDROFLOW MOBILE PACE - 1980m



11 November 2025 - 12:27PM

Weather: Overcast

Section	L1980	L1800	L1600	L1400	L1200	L1000	L800	L600	L400	L200
Section Times	2:24.29 (0:11.70)	2:10.02 [4] (0:14.84)	1:55.92 [5] (0:15.15)	1:41.49 [5] (0:14.94)	1:26.83 [6] (0:15.32)	1:11.96 [5] (0:14.88)	0:56.64 [5] (0:14.65)	0:41.70 [5] (0:14.43)	0:26.55 [5] (0:14.10)	0:11.70 [6] (0:14.28)
Average Speed [km/h]	55.3	48.9	47.9	48.2	47.5	48.9	49.1	50.6	51.5	50.0
Top Speed [km/h]	56.7	51.5	49.5	49.1	48.6	49.2	50.1	51.7	52.7	51.9
Avg. Dist. to Rail [m]	2.6	1.2	1.1	3.3	1.5	1.6	2.6	2.0	1.8	3.9



[] Ranking at each section and finish
 -:-:- No data available at this section
 NA No data available

Horse/Jockey Name	Patiro/S W Hill
Finish Rank	7
Fastest Section Time (Section)	0:12.75 (2000-1800)
Top Speed [km/h] (Section)	56.0 (200-0)
Race State	Finished



NZ Metropolitan Trotting Club Inc Harness

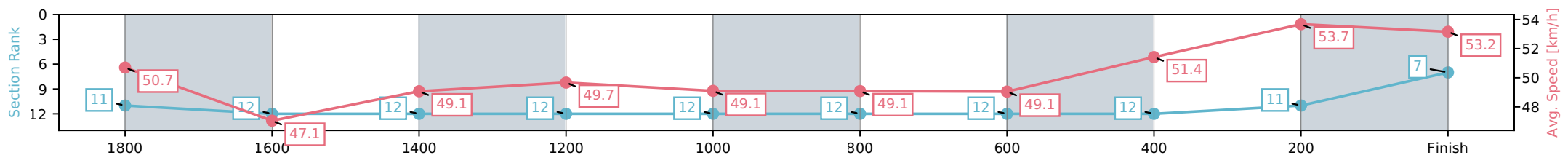
Race 2: HYDROFLOW MOBILE PACE - 1980m



11 November 2025 - 12:27PM

Weather: Overcast

Section	L1980	L1800	L1600	L1400	L1200	L1000	L800	L600	L400	L200
Section Times	2:24.30 (0:12.75)	2:10.87 [12] (0:15.85)	1:57.23 [12] (0:14.97)	1:42.83 [12] (0:14.47)	1:28.11 [12] (0:15.08)	1:13.13 [12] (0:14.99)	0:58.05 [12] (0:14.72)	0:43.57 [12] (0:14.39)	0:28.61 [11] (0:13.64)	0:12.75 [7] (0:13.44)
Average Speed [km/h]	50.7	47.1	49.1	49.7	49.1	49.1	49.1	51.4	53.7	53.2
Top Speed [km/h]	52.1	49.5	50.7	52.1	52.1	51.2	52.5	53.9	55.4	56.0
Avg. Dist. to Rail [m]	9.6	6.0	2.6	5.1	3.2	3.5	4.6	4.0	3.2	7.7



[] Ranking at each section and finish
 -:-:- No data available at this section
 NA No data available

Horse/Jockey Name	Franco Tim/G N Thornley
Finish Rank	8
Fastest Section Time (Section)	0:11.99 (2000-1800)
Top Speed [km/h] (Section)	56.3 (2000-1800)
Race State	Finished



NZ Metropolitan Trotting Club Inc Harness

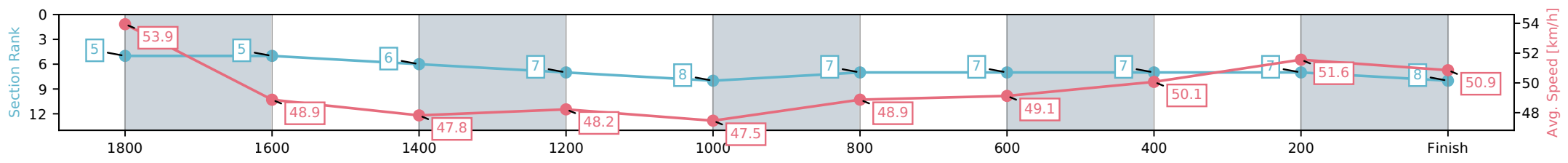
Race 2: HYDROFLOW MOBILE PACE - 1980m



11 November 2025 - 12:27PM

Weather: Overcast

Section	L1980	L1800	L1600	L1400	L1200	L1000	L800	L600	L400	L200
Section Times	2:24.44 (0:11.99)	2:10.38 [5] (0:14.84)	1:56.30 [6] (0:15.15)	1:41.82 [7] (0:14.94)	1:27.15 [8] (0:15.31)	1:12.24 [7] (0:14.91)	0:56.92 [7] (0:14.68)	0:41.98 [7] (0:14.48)	0:26.83 [7] (0:14.08)	0:12.00 [8] (0:14.06)
Average Speed [km/h]	53.9	48.9	47.8	48.2	47.5	48.9	49.1	50.1	51.6	50.9
Top Speed [km/h]	56.3	50.8	49.7	49.3	49.1	49.3	50.0	50.5	52.6	52.7
Avg. Dist. to Rail [m]	4.2	1.1	1.0	3.3	1.4	1.8	2.7	1.6	1.2	2.3



[] Ranking at each section and finish
 -:-:- No data available at this section
 NA No data available

Horse/Jockey Name	Lavra Rose/S J Tomlinson
Finish Rank	9
Fastest Section Time (Section)	0:12.27 (2000-1800)
Top Speed [km/h] (Section)	55.1 (2000-1800)
Race State	Finished



NZ Metropolitan Trotting Club Inc Harness

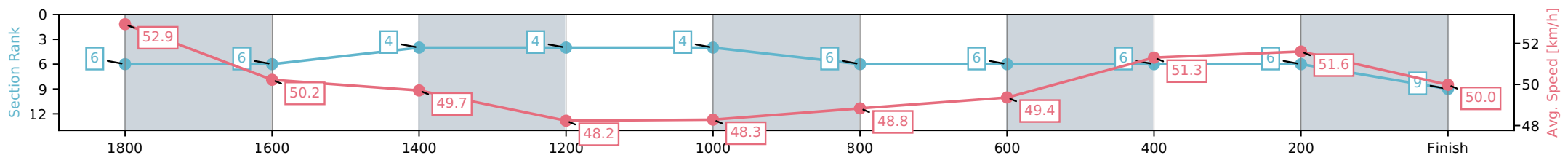
Race 2: HYDROFLOW MOBILE PACE - 1980m



11 November 2025 - 12:27PM

Weather: Overcast

Section	L1980	L1800	L1600	L1400	L1200	L1000	L800	L600	L400	L200
Section Times	2:24.50 (0:12.27)	2:10.22 [6] (0:14.59)	1:55.93 [4] (0:14.76)	1:41.51 [4] (0:14.92)	1:26.94 [4] (0:15.29)	1:11.83 [6] (0:15.11)	0:56.54 [6] (0:14.57)	0:41.63 [6] (0:14.42)	0:26.87 [6] (0:14.28)	0:12.27 [9] (0:14.29)
Average Speed [km/h]	52.9	50.2	49.7	48.2	48.3	48.8	49.4	51.3	51.6	50.0
Top Speed [km/h]	55.1	51.9	51.0	49.2	49.1	49.8	50.6	51.7	51.9	50.9
Avg. Dist. to Rail [m]	3.9	2.8	2.8	4.9	3.1	3.5	4.7	3.8	3.5	5.8



[] Ranking at each section and finish
 -:-:- No data available at this section
 NA No data available

Horse/Jockey Name	Scotlynn Crunch/J C Morrison
Finish Rank	10
Fastest Section Time (Section)	0:12.33 (2000-1800)
Top Speed [km/h] (Section)	53.2 (2000-1800)
Race State	Finished



NZ Metropolitan Trotting Club Inc Harness

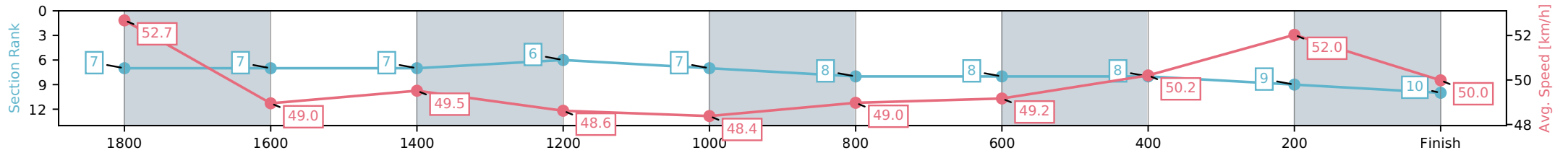
Race 2: HYDROFLOW MOBILE PACE - 1980m



11 November 2025 - 12:27PM

Weather: Overcast

Section	L1980	L1800	L1600	L1400	L1200	L1000	L800	L600	L400	L200
Section Times	2:24.90 (0:12.33)	2:10.60 [7] (0:14.89)	1:56.50 [7] (0:14.81)	1:41.88 [6] (0:14.83)	1:27.23 [7] (0:15.27)	1:12.14 [8] (0:15.09)	0:56.87 [8] (0:14.65)	0:42.04 [8] (0:14.63)	0:27.22 [9] (0:14.09)	0:12.34 [10] (0:14.31)
Average Speed [km/h]	52.7	49.0	49.5	48.6	48.4	49.0	49.2	50.2	52.0	50.0
Top Speed [km/h]	53.2	50.1	50.9	50.2	49.6	49.9	50.4	51.4	52.3	52.3
Avg. Dist. to Rail [m]	2.3	1.7	2.8	5.2	3.3	3.5	4.7	3.4	2.7	4.2



[] Ranking at each section and finish
 -:-:- No data available at this section
 NA No data available

Horse/Jockey Name	Donttellttheboys/C J DeFilippi
Finish Rank	11
Fastest Section Time (Section)	0:12.67 (2000-1800)
Top Speed [km/h] (Section)	54.1 (400-200)
Race State	Finished



NZ Metropolitan Trotting Club Inc Harness

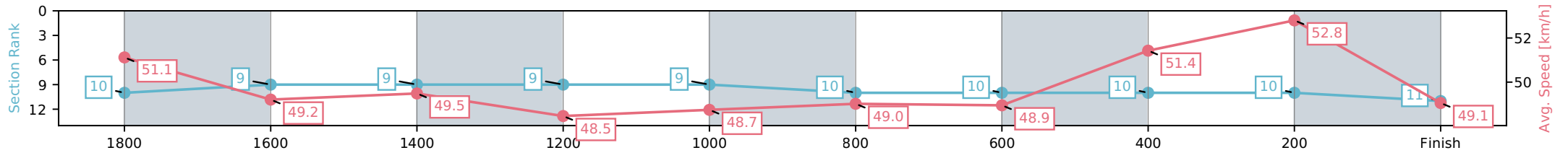
Race 2: HYDROFLOW MOBILE PACE - 1980m



11 November 2025 - 12:27PM

Weather: Overcast

Section	L1980	L1800	L1600	L1400	L1200	L1000	L800	L600	L400	L200
Section Times	2:25.20 (0:12.67)	2:10.63 [9] (0:14.88)	1:56.64 [9] (0:14.87)	1:42.20 [9] (0:14.85)	1:27.52 [9] (0:15.19)	1:12.47 [10] (0:15.06)	0:57.28 [10] (0:14.68)	0:42.42 [10] (0:14.43)	0:27.56 [10] (0:14.00)	0:12.68 [11] (0:14.57)
Average Speed [km/h]	51.1	49.2	49.5	48.5	48.7	49.0	48.9	51.4	52.8	49.1
Top Speed [km/h]	52.8	50.2	51.6	51.4	50.0	50.1	51.9	53.7	54.1	50.8
Avg. Dist. to Rail [m]	5.0	3.0	2.7	5.1	3.3	3.6	4.9	4.2	4.0	6.2



[] Ranking at each section and finish
 -:-:- No data available at this section
 NA No data available

Horse/Jockey Name	Rushkinoff/C J Dalgety
Finish Rank	12
Fastest Section Time (Section)	0:12.47 (2000-1800)
Top Speed [km/h] (Section)	53.3 (2000-1800)
Race State	Finished



NZ Metropolitan Trotting Club Inc Harness

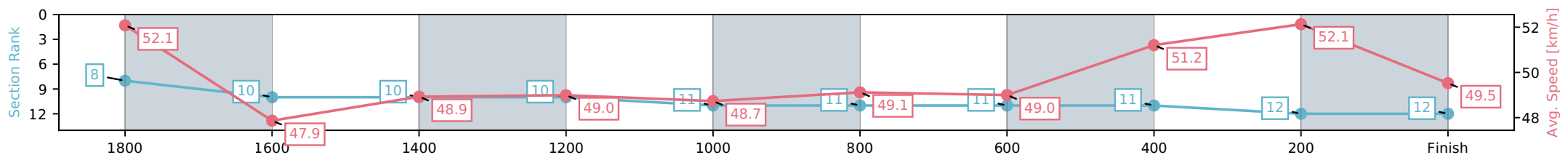
Race 2: HYDROFLOW MOBILE PACE - 1980m



11 November 2025 - 12:27PM

Weather: Overcast

Section	L1980	L1800	L1600	L1400	L1200	L1000	L800	L600	L400	L200
Section Times	2:25.68 (0:12.47)	2:11.23 [10] (0:15.41)	1:57.03 [10] (0:15.00)	1:42.50 [10] (0:14.67)	1:27.79 [11] (0:15.22)	1:12.78 [11] (0:15.02)	0:57.56 [11] (0:14.70)	0:42.88 [11] (0:14.53)	0:27.89 [12] (0:14.21)	0:12.48 [12] (0:14.45)
Average Speed [km/h]	52.1	47.9	48.9	49.0	48.7	49.1	49.0	51.2	52.1	49.5
Top Speed [km/h]	53.3	49.4	51.1	51.1	49.8	50.5	51.4	52.7	53.1	50.9
Avg. Dist. to Rail [m]	7.3	4.2	2.5	5.0	3.4	3.6	4.7	4.5	4.6	4.5



[] Ranking at each section and finish
 -:-:- No data available at this section
 NA No data available