



NZ Metropolitan Trotting Club Inc Harness

Race 3: MITRE 10 WORLD DRIVING CHAMPIONSHIP HEAT 20 (MOBILE TROT) - 2600m

11 November 2025 - 12:54PM



Weather: Overcast

Field Times	3:16.42	3:04.07	2:50.02	2:34.46	2:19.13	2:03.68	1:48.85	1:34.83
(Race Tempo)	(0:12.35)	(0:14.05)	(0:15.57)	(0:15.33)	(0:15.45)	(0:14.83)	(0:14.01)	(0:15.64)

Rank	TAB#	Horse	Overall Time	First 400m	Top Speed km/h (Section)	L2600	L2400	L2200	L2000	L1800	L1600	L1400	L1200
	(BAR#)	Driver	Margin (DT-W)	Last 600m	Fastest Section (Time)	Start - 2400	2400 - 2200	2200 - 2000	2000 - 1800	1800 - 1600	1600 - 1400	1400 - 1200	1200 - 1000
1	5	He Aint Fakin	3:16.42	0:26.78	56.1 (2600-2400)	3:16.42	3:03.82 [2]	2:49.64 [2]	2:34.17 [2]	2:18.90 [2]	2:03.48 [2]	1:48.69 [2]	1:34.80 [2]
	(5)	G Minnucci		0:46.56	2600-2400 (0:12.60)	(0:12.60)	(0:14.18)	(0:15.47)	(0:15.27)	(0:15.42)	(0:14.79)	(0:13.89)	(0:15.76)
2	9	Donna's Boy	3:16.65	0:26.39	57.2 (2600-2400)	3:16.65	3:04.30 [1]	2:50.26 [1]	2:34.69 [1]	2:19.36 [1]	2:03.91 [1]	1:49.08 [1]	1:35.07 [1]
	(9)	B M Beckwith	1.3L (-20)	0:47.03	2600-2400 (0:12.35)	(0:12.35)	(0:14.04)	(0:15.57)	(0:15.33)	(0:15.45)	(0:14.83)	(0:14.01)	(0:15.64)
3	10	One Over Da Line	3:17.28	0:27.77	54.3 (2600-2400)	3:17.28	3:03.90 [8]	2:49.51 [7]	2:33.79 [7]	2:18.72 [8]	2:03.20 [7]	1:48.23 [6]	1:34.01 [5]
	(10)	S H Raitala	4.7L (-12)	0:47.10	2600-2400 (0:13.38)	(0:13.38)	(0:14.39)	(0:15.72)	(0:15.07)	(0:15.52)	(0:14.97)	(0:14.22)	(0:14.98)
4	8	Kracka Looka	3:18.27	0:28.34	52.3 (2600-2400)	3:18.27	3:04.87 [9]	2:49.93 [9]	2:34.34 [8]	2:19.67 [7]	2:04.27 [8]	1:49.00 [9]	1:33.95 [7]
	(8)	M E A Djuse	10L (-12)	0:47.76	2600-2400 (0:13.40)	(0:13.40)	(0:14.94)	(0:15.59)	(0:14.67)	(0:15.40)	(0:15.27)	(0:15.05)	(0:14.92)
5	2	Solemn Son	3:21.85	0:26.80	56.1 (2600-2400)	3:21.85	3:09.31 [3]	2:55.05 [3]	2:39.42 [3]	2:24.11 [3]	2:08.73 [3]	1:53.89 [4]	1:39.55 [3]
	(2)	M Nimczyk	29.4L (-22)	0:51.20	2600-2400 (0:12.54)	(0:12.54)	(0:14.26)	(0:15.63)	(0:15.31)	(0:15.38)	(0:14.84)	(0:14.34)	(0:15.48)
6	6	Yosemite	3:22.01	0:27.75	53.4 (2600-2400)	3:22.01	3:08.82 [7]	2:54.26 [8]	2:38.19 [9]	2:22.62 [9]	2:07.42 [9]	1:52.55 [7]	1:38.02 [8]
	(6)	B N Orange	30.2L (-10)	0:50.48	2600-2400 (0:13.19)	(0:13.19)	(0:14.56)	(0:16.07)	(0:15.57)	(0:15.20)	(0:14.87)	(0:14.53)	(0:15.27)
7	4	Alotofrouble	3:22.14	0:27.07	54.2 (2600-2400)	3:22.14	3:09.28 [4]	2:55.07 [4]	2:39.55 [4]	2:24.30 [4]	2:08.88 [4]	1:54.09 [3]	1:39.98 [4]
	(4)	J A MacDonald	30.9L (+4)	0:50.85	2600-2400 (0:12.86)	(0:12.86)	(0:14.21)	(0:15.52)	(0:15.25)	(0:15.42)	(0:14.79)	(0:14.11)	(0:15.66)
8	3	Clovelly Hill	3:22.97	0:27.42	54.9 (2600-2400)	3:22.97	3:10.10 [6]	2:55.55 [6]	2:39.88 [6]	2:24.73 [6]	2:09.23 [5]	1:54.23 [5]	1:39.92 [6]
	(3)	P Vercruyse	35.4L (-3)	0:51.24	2600-2400 (0:12.87)	(0:12.87)	(0:14.55)	(0:15.67)	(0:15.15)	(0:15.50)	(0:15.00)	(0:14.31)	(0:15.33)
9	11	Peakmonkey	3:23.92	0:30.84	51.0 (1600-1400)	3:23.92	3:08.25 [10]	2:53.08 [10]	2:37.63 [10]	2:22.48 [10]	2:07.27 [10]	1:52.72 [10]	1:38.37 [9]
	(U1)	G E Hall Jnr	40.6L (-22)	0:49.99	1400-1200 (0:14.35)	(0:15.67)	(0:15.17)	(0:15.45)	(0:15.15)	(0:15.21)	(0:14.55)	(0:14.35)	(0:15.63)

Scratched: Look To Da Stars (#7)
 Did Not Finish: Steelintheheel (#1)

[] Position in running at each section and finish
 -:--: No data available at this section
 NA No data available
 DNT DNT Did not track

TAB# Saddle cloth number
 BAR# Barrier/Gate Position
 DNF Did not finish
 DT-W Distance travelled compared to winner in metres

Fastest split
 Fastest section



NZ Metropolitan Trotting Club Inc Harness

Race 3: MITRE 10 WORLD DRIVING CHAMPIONSHIP HEAT 20 (MOBILE TROT) - 2600m

11 November 2025 - 12:54PM



Weather: Overcast

Field Times	1:19.20	1:02.58	0:46.80	0:30.71	0:15.09
(Race Tempo)	(0:16.62)	(0:15.78)	(0:16.09)	(0:15.61)	(0:15.09)

Rank	TAB#	Horse	Overall Time	First 400m	Top Speed km/h (Section)	L1000	L800	L600	L400	L200			
	(BAR#)	Driver	Margin (DT-W)	Last 600m	Fastest Section (Time)	1000 - 800	800 - 600	600 - 400	400 - 200	200 - Finish			
1	5	He Aint Fakin	3:16.42	0:26.78	56.1 (2600-2400)	1:12.95 [2]	1:02.34 [2]	0:46.56 [2]	0:30.53 [2]	0:14.99 [1]			
	(5)	G Minnucci		0:46.56	2600-2400 (0:12.60)	(0:16.70)	(0:15.78)	(0:16.03)	(0:15.54)	(0:14.99)			
2	9	Donna's Boy	3:16.65	0:26.39	57.2 (2600-2400)	1:12.74 [1]	1:02.81 [1]	0:47.03 [1]	0:30.94 [1]	0:15.33 [2]			
	(9)	B M Beckwith	1.3L (-20)	0:47.03	2600-2400 (0:12.35)	(0:16.62)	(0:15.78)	(0:16.09)	(0:15.61)	(0:15.33)			
3	10	One Over Da Line	3:17.28	0:27.77	54.3 (2600-2400)	1:14.08 [4]	1:02.60 [3]	0:47.10 [3]	0:31.05 [3]	0:15.62 [3]			
	(10)	S H Raitala	4.7L (-12)	0:47.10	2600-2400 (0:13.38)	(0:16.43)	(0:15.50)	(0:16.05)	(0:15.43)	(0:15.62)			
4	8	Kracka Looka	3:18.27	0:28.34	52.3 (2600-2400)	1:14.01 [7]	1:03.10 [4]	0:47.76 [4]	0:31.78 [4]	0:16.08 [4]			
	(8)	M E A Djuse	10L (-12)	0:47.76	2600-2400 (0:13.40)	(0:15.93)	(0:15.34)	(0:15.98)	(0:15.70)	(0:16.08)			
5	2	Solemn Son	3:21.85	0:26.80	56.1 (2600-2400)	1:13.13 [3]	1:07.52 [5]	0:51.20 [5]	0:33.92 [5]	0:17.11 [5]			
	(2)	M Nimczyk	29.4L (-22)	0:51.20	2600-2400 (0:12.54)	(0:16.55)	(0:16.32)	(0:17.28)	(0:16.81)	(0:17.11)			
6	6	Yosemite	3:22.01	0:27.75	53.4 (2600-2400)	1:14.59 [8]	1:06.75 [7]	0:50.48 [6]	0:33.61 [6]	0:16.74 [6]			
	(6)	B N Orange	30.2L (-10)	0:50.48	2600-2400 (0:13.19)	(0:16.00)	(0:16.27)	(0:16.87)	(0:16.87)	(0:16.74)			
7	4	Alotoftrouble	3:22.14	0:27.07	54.2 (2600-2400)	1:13.26 [5]	1:07.42 [6]	0:50.85 [7]	0:33.63 [7]	0:16.77 [7]			
	(4)	J A MacDonald	30.9L (+4)	0:50.85	2600-2400 (0:12.86)	(0:16.90)	(0:16.57)	(0:17.22)	(0:16.86)	(0:16.77)			
8	3	Clovelly Hill	3:22.97	0:27.42	54.9 (2600-2400)	1:13.75 [6]	1:07.83 [8]	0:51.24 [8]	0:34.00 [8]	0:16.94 [8]			
	(3)	P Vercruysse	35.4L (-3)	0:51.24	2600-2400 (0:12.87)	(0:16.76)	(0:16.59)	(0:17.24)	(0:17.06)	(0:16.94)			
9	11	Peakmonkey	3:23.92	0:30.84	51.0 (1600-1400)	1:16.66 [9]	1:06.38 [9]	0:49.99 [9]	0:32.94 [9]	0:16.29 [9]			
	(U1)	G E Hall Jnr	40.6L (-22)	0:49.99	1400-1200 (0:14.35)	(0:16.36)	(0:16.39)	(0:17.05)	(0:16.65)	(0:16.29)			

Scratched: Look To Da Stars (#7)
 Did Not Finish: Steelintheheel (#1)

[] Position in running at each section and finish
 -:--: No data available at this section
 NA No data available
 DNT DNT Did not track

TAB# Saddle cloth number
 BAR# Barrier/Gate Position
 DNF Did not finish
 DT-W Distance travelled compared to winner in metres

Fastest split
 Fastest section

Horse/Jockey Name	He Aint Fakin/G Minnucci
Finish Rank	1
Fastest Section Time (Section)	0:12.60 (2600-2400)
Top Speed [km/h] (Section)	56.1 (2600-2400)
Race State	Finished



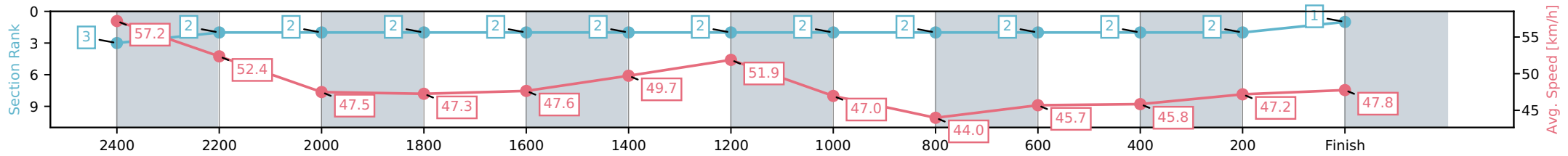
NZ Metropolitan Trotting Club Inc Harness
 Race 3: MITRE 10 WORLD DRIVING CHAMPIONSHIP HEAT
 20 (MOBILE TROT) - 2600m



11 November 2025 - 12:54PM

Weather: Overcast

Section	L2600	L2400	L2200	L2000	L1800	L1600	L1400	L1200	L1000	L800	L600	L400	L200
Section Times	3:16.42 (0:12.60)	3:01.44 [2] (0:14.18)	2:45.89 [2] (0:15.47)	2:29.87 [2] (0:15.27)	2:14.09 [2] (0:15.42)	1:57.39 [2] (0:14.79)	1:41.62 [2] (0:13.89)	1:27.73 [2] (0:15.76)	1:12.95 [2] (0:16.70)	0:57.53 [2] (0:15.78)	0:42.26 [2] (0:16.03)	0:26.78 [2] (0:15.54)	0:12.60 [1] (0:14.99)
Average Speed [km/h]	57.2	52.4	47.5	47.3	47.6	49.7	51.9	47.0	44.0	45.7	45.8	47.2	47.8
Top Speed [km/h]	56.1	56.0	50.2	47.5	48.6	51.4	52.5	50.4	45.9	46.1	46.2	48.4	48.4
Avg. Dist. to Rail [m]	10.2	4.0	3.0	4.2	3.5	2.8	5.8	3.6	2.7	4.0	3.3	2.9	5.3



- [] Ranking at each section and finish
- :-:- No data available at this section
- NA No data available

Horse/Jockey Name	Donna's Boy/B M Beckwith
Finish Rank	2
Fastest Section Time (Section)	0:12.35 (2600-2400)
Top Speed [km/h] (Section)	57.2 (2600-2400)
Race State	Finished



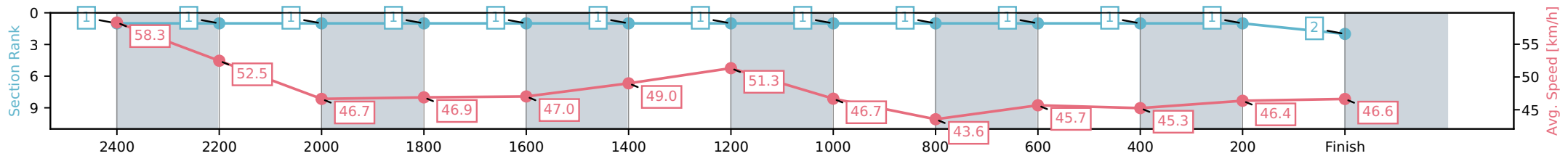
NZ Metropolitan Trotting Club Inc Harness
 Race 3: MITRE 10 WORLD DRIVING CHAMPIONSHIP HEAT
 20 (MOBILE TROT) - 2600m



11 November 2025 - 12:54PM

Weather: Overcast

Section	L2600	L2400	L2200	L2000	L1800	L1600	L1400	L1200	L1000	L800	L600	L400	L200
Section Times	3:16.65 (0:12.35)	3:01.33 [1] (0:14.04)	2:45.71 [1] (0:15.57)	2:29.62 [1] (0:15.33)	2:13.84 [1] (0:15.45)	1:57.22 [1] (0:14.83)	1:41.58 [1] (0:14.01)	1:27.57 [1] (0:15.64)	1:12.74 [1] (0:16.62)	0:57.29 [1] (0:15.78)	0:41.97 [1] (0:16.09)	0:26.40 [1] (0:15.61)	0:12.35 [2] (0:15.33)
Average Speed [km/h]	58.3	52.5	46.7	46.9	47.0	49.0	51.3	46.7	43.6	45.7	45.3	46.4	46.6
Top Speed [km/h]	57.2	56.6	48.5	47.4	47.7	51.2	52.0	50.1	46.1	46.0	46.0	47.6	47.6
Avg. Dist. to Rail [m]	13.7	3.3	1.1	2.2	1.7	1.2	3.9	1.7	1.1	2.3	1.7	1.1	2.8



[] Ranking at each section and finish
 -:-:- No data available at this section
 NA No data available

Horse/Jockey Name	One Over Da Line/S H Raitala
Finish Rank	3
Fastest Section Time (Section)	0:13.38 (2600-2400)
Top Speed [km/h] (Section)	54.3 (2600-2400)
Race State	Finished



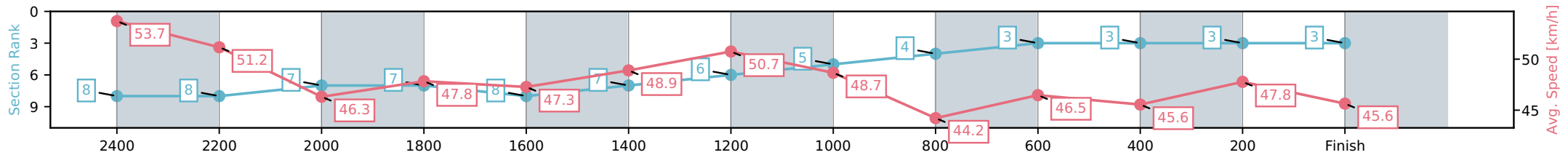
NZ Metropolitan Trotting Club Inc Harness
 Race 3: MITRE 10 WORLD DRIVING CHAMPIONSHIP HEAT
 20 (MOBILE TROT) - 2600m



11 November 2025 - 12:54PM

Weather: Overcast

Section	L2600	L2400	L2200	L2000	L1800	L1600	L1400	L1200	L1000	L800	L600	L400	L200
Section Times	3:17.28 (0:13.38)	3:01.67 [8] (0:14.39)	2:46.24 [7] (0:15.72)	2:30.19 [7] (0:15.07)	2:14.69 [8] (0:15.52)	1:58.25 [7] (0:14.97)	1:43.28 [6] (0:14.22)	1:29.06 [5] (0:14.98)	1:14.08 [4] (0:16.43)	0:58.57 [3] (0:15.50)	0:43.49 [3] (0:16.05)	0:27.77 [3] (0:15.43)	0:13.38 [3] (0:15.62)
Average Speed [km/h]	53.7	51.2	46.3	47.8	47.3	48.9	50.7	48.7	44.2	46.5	45.6	47.8	45.6
Top Speed [km/h]	54.3	54.1	49.1	48.5	48.1	50.1	51.2	50.8	47.2	47.5	46.8	49.0	49.2
Avg. Dist. to Rail [m]	4.5	3.0	1.9	3.9	3.3	2.5	5.1	1.9	1.3	3.6	2.1	3.7	6.5



- [] Ranking at each section and finish
- :-:- No data available at this section
- NA No data available

Horse/Jockey Name	Kracka Looka/M E A Djuse
Finish Rank	4
Fastest Section Time (Section)	0:13.40 (2600-2400)
Top Speed [km/h] (Section)	52.3 (2600-2400)
Race State	Finished



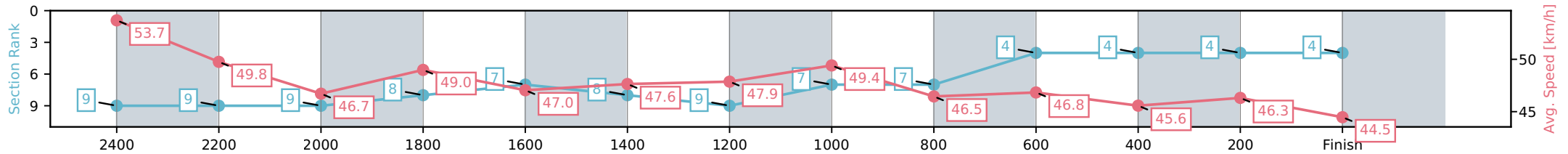
NZ Metropolitan Trotting Club Inc Harness
 Race 3: MITRE 10 WORLD DRIVING CHAMPIONSHIP HEAT
 20 (MOBILE TROT) - 2600m



11 November 2025 - 12:54PM

Weather: Overcast

Section	L2600	L2400	L2200	L2000	L1800	L1600	L1400	L1200	L1000	L800	L600	L400	L200
Section Times	3:18.27 (0:13.40)	3:02.20 [9] (0:14.94)	2:46.50 [9] (0:15.59)	2:30.51 [8] (0:14.67)	2:15.18 [7] (0:15.40)	1:59.25 [8] (0:15.27)	1:44.32 [9] (0:15.05)	1:29.28 [7] (0:14.92)	1:14.01 [7] (0:15.93)	0:58.60 [4] (0:15.34)	0:43.94 [4] (0:15.98)	0:28.35 [4] (0:15.70)	0:13.41 [4] (0:16.08)
Average Speed [km/h]	53.7	49.8	46.7	49.0	47.0	47.6	47.9	49.4	46.5	46.8	45.6	46.3	44.5
Top Speed [km/h]	52.3	51.0	49.8	49.8	48.0	48.5	49.5	50.3	49.6	47.4	46.6	46.9	46.3
Avg. Dist. to Rail [m]	13.7	4.6	1.5	1.6	1.2	1.1	3.8	3.2	3.4	4.4	1.7	1.4	1.3



[] Ranking at each section and finish
 -:-:- No data available at this section
 NA No data available

Horse/Jockey Name	Solemn Son/M Nimczyk
Finish Rank	5
Fastest Section Time (Section)	0:12.54 (2600-2400)
Top Speed [km/h] (Section)	56.1 (2600-2400)
Race State	Finished



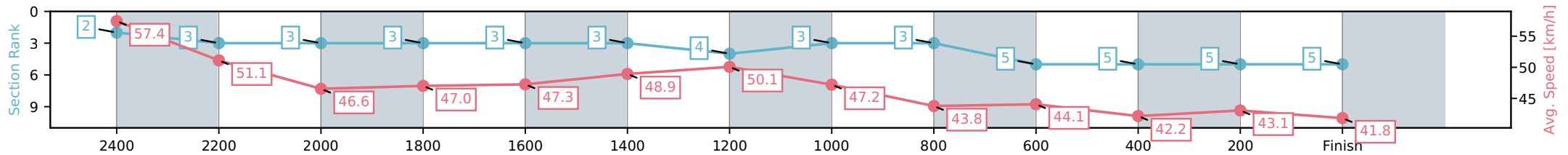
NZ Metropolitan Trotting Club Inc Harness
 Race 3: MITRE 10 WORLD DRIVING CHAMPIONSHIP HEAT
 20 (MOBILE TROT) - 2600m



11 November 2025 - 12:54PM

Weather: Overcast

Section	L2600	L2400	L2200	L2000	L1800	L1600	L1400	L1200	L1000	L800	L600	L400	L200
Section Times	3:21.85 (0:12.54)	3:04.75 [3] (0:14.26)	2:47.93 [3] (0:15.63)	2:30.65 [3] (0:15.31)	2:14.33 [3] (0:15.38)	1:57.78 [3] (0:14.84)	1:42.31 [4] (0:14.34)	1:27.96 [3] (0:15.48)	1:13.13 [3] (0:16.55)	0:57.74 [5] (0:16.32)	0:42.43 [5] (0:17.28)	0:26.81 [5] (0:16.81)	0:12.54 [5] (0:17.11)
Average Speed [km/h]	57.4	51.1	46.6	47.0	47.3	48.9	50.1	47.2	43.8	44.1	42.2	43.1	41.8
Top Speed [km/h]	56.1	55.4	48.0	47.5	47.7	50.5	50.8	48.6	46.4	44.5	42.9	43.5	42.6
Avg. Dist. to Rail [m]	5.2	2.0	1.3	1.7	1.7	1.1	4.2	1.8	1.1	2.4	1.8	1.3	4.8



- [] Ranking at each section and finish
- :-:- No data available at this section
- NA No data available

Horse/Jockey Name	Yosemite/B N Orange
Finish Rank	6
Fastest Section Time (Section)	0:13.19 (2600-2400)
Top Speed [km/h] (Section)	53.4 (2600-2400)
Race State	Finished



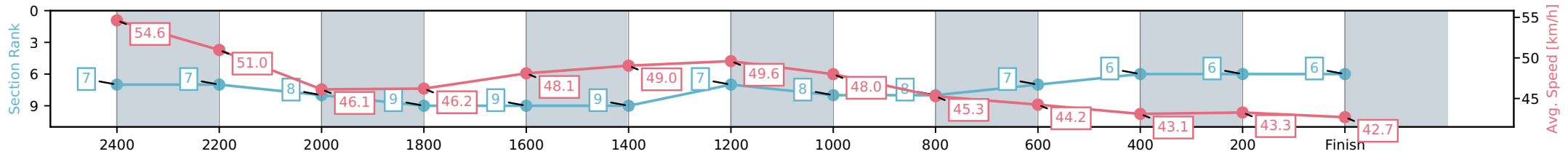
NZ Metropolitan Trotting Club Inc Harness
 Race 3: MITRE 10 WORLD DRIVING CHAMPIONSHIP HEAT
 20 (MOBILE TROT) - 2600m



11 November 2025 - 12:54PM

Weather: Overcast

Section	L2600	L2400	L2200	L2000	L1800	L1600	L1400	L1200	L1000	L800	L600	L400	L200
Section Times	3:22.01 (0:13.19)	3:05.27 [7] (0:14.56)	2:48.41 [8] (0:16.07)	2:31.53 [9] (0:15.57)	2:15.27 [9] (0:15.20)	1:59.26 [9] (0:14.87)	1:43.99 [7] (0:14.53)	1:29.46 [8] (0:15.27)	1:14.59 [8] (0:16.00)	0:59.39 [7] (0:16.27)	0:43.82 [6] (0:16.87)	0:27.75 [6] (0:16.87)	0:13.20 [6] (0:16.74)
Average Speed [km/h]	54.6	51.0	46.1	46.2	48.1	49.0	49.6	48.0	45.3	44.2	43.1	43.3	42.7
Top Speed [km/h]	53.4	52.3	49.1	48.5	48.6	50.1	50.1	49.5	47.7	44.9	43.6	43.8	43.3
Avg. Dist. to Rail [m]	11.4	4.2	3.8	5.5	2.7	2.0	5.6	2.0	1.1	2.0	1.8	1.9	6.3



[] Ranking at each section and finish
 -:-:- No data available at this section
 NA No data available

Horse/Jockey Name	Alotoftrouble/J A MacDonald
Finish Rank	7
Fastest Section Time (Section)	0:12.86 (2600-2400)
Top Speed [km/h] (Section)	54.2 (2600-2400)
Race State	Finished



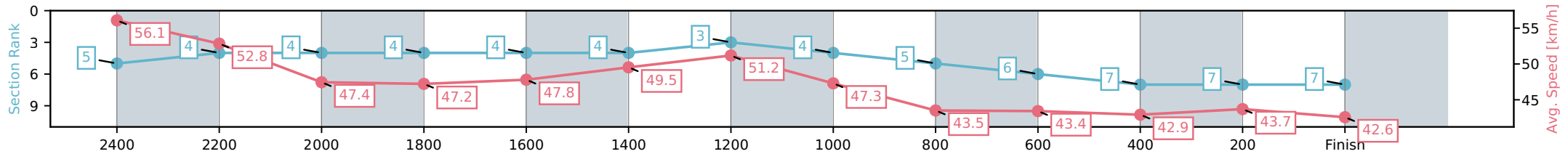
NZ Metropolitan Trotting Club Inc Harness
 Race 3: MITRE 10 WORLD DRIVING CHAMPIONSHIP HEAT
 20 (MOBILE TROT) - 2600m



11 November 2025 - 12:54PM

Weather: Overcast

Section	L2600	L2400	L2200	L2000	L1800	L1600	L1400	L1200	L1000	L800	L600	L400	L200
Section Times	3:22.14 (0:12.86)	3:05.38 [4] (0:14.21)	2:48.52 [4] (0:15.52)	2:31.29 [4] (0:15.25)	2:14.73 [4] (0:15.42)	1:57.83 [4] (0:14.79)	1:42.17 [3] (0:14.11)	1:28.05 [4] (0:15.66)	1:13.26 [5] (0:16.90)	0:57.84 [6] (0:16.57)	0:42.59 [7] (0:17.22)	0:27.08 [7] (0:16.86)	0:12.86 [7] (0:16.77)
Average Speed [km/h]	56.1	52.8	47.4	47.2	47.8	49.5	51.2	47.3	43.5	43.4	42.9	43.7	42.6
Top Speed [km/h]	54.2	53.5	51.1	47.9	48.5	51.0	51.3	50.3	45.9	44.0	43.4	44.0	43.3
Avg. Dist. to Rail [m]	8.5	5.6	3.2	4.3	3.6	2.7	5.9	3.6	3.0	4.0	3.5	3.6	8.3



- [] Ranking at each section and finish
- :-:- No data available at this section
- NA No data available

Horse/Jockey Name	Clovelly Hill/P Vercruysse
Finish Rank	8
Fastest Section Time (Section)	0:12.87 (2600-2400)
Top Speed [km/h] (Section)	54.9 (2600-2400)
Race State	Finished



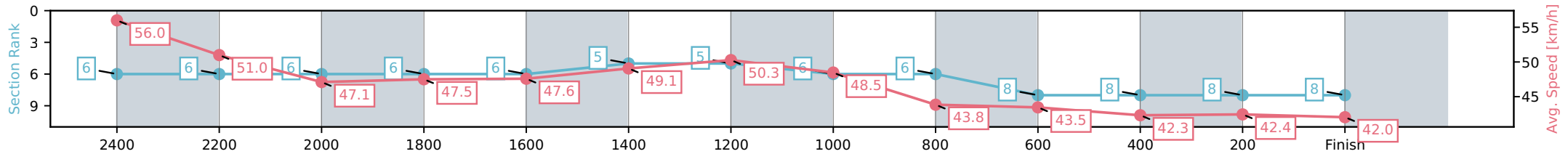
NZ Metropolitan Trotting Club Inc Harness
 Race 3: MITRE 10 WORLD DRIVING CHAMPIONSHIP HEAT
 20 (MOBILE TROT) - 2600m



11 November 2025 - 12:54PM

Weather: Overcast

Section	L2600	L2400	L2200	L2000	L1800	L1600	L1400	L1200	L1000	L800	L600	L400	L200
Section Times	3:22.97 (0:12.87)	3:06.03 [6] (0:14.55)	2:48.98 [6] (0:15.67)	2:31.73 [6] (0:15.15)	2:15.15 [6] (0:15.50)	1:58.38 [5] (0:15.00)	1:43.06 [5] (0:14.31)	1:28.75 [6] (0:15.33)	1:13.75 [6] (0:16.76)	0:58.24 [8] (0:16.59)	0:43.09 [8] (0:17.24)	0:27.42 [8] (0:17.06)	0:12.87 [8] (0:16.94)
Average Speed [km/h]	56.0	51.0	47.1	47.5	47.6	49.1	50.3	48.5	43.8	43.5	42.3	42.4	42.0
Top Speed [km/h]	54.9	54.1	49.0	48.0	48.5	50.2	51.0	49.5	48.1	44.1	42.7	43.0	43.4
Avg. Dist. to Rail [m]	7.2	4.0	3.5	4.7	4.0	2.9	5.9	3.8	2.9	4.6	2.3	1.0	2.4



- [] Ranking at each section and finish
- :-:- No data available at this section
- NA No data available

Horse/Jockey Name	Peakmonkey/G E Hall Jnr
Finish Rank	9
Fastest Section Time (Section)	0:14.35 (1400-1200)
Top Speed [km/h] (Section)	51.0 (1600-1400)
Race State	Finished



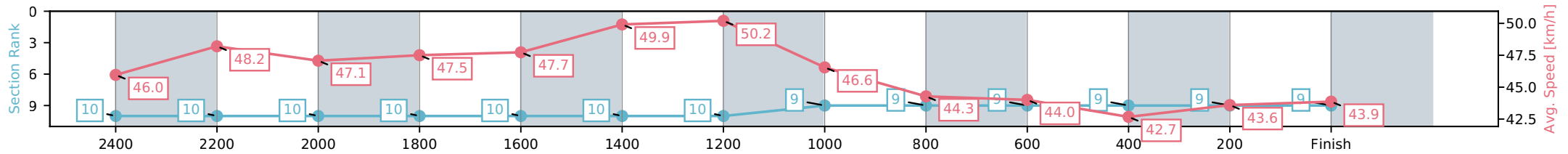
NZ Metropolitan Trotting Club Inc Harness
 Race 3: MITRE 10 WORLD DRIVING CHAMPIONSHIP HEAT
 20 (MOBILE TROT) - 2600m



11 November 2025 - 12:54PM

Weather: Overcast

Section	L2600	L2400	L2200	L2000	L1800	L1600	L1400	L1200	L1000	L800	L600	L400	L200
Section Times	3:23.92 (0:15.67)	3:07.63 [10] (0:15.17)	2:50.98 [10] (0:15.45)	2:33.93 [10] (0:15.15)	2:17.55 [10] (0:15.21)	2:01.18 [10] (0:14.55)	1:45.55 [10] (0:14.35)	1:31.20 [9] (0:15.63)	1:16.66 [9] (0:16.36)	1:01.45 [9] (0:16.39)	0:46.29 [9] (0:17.05)	0:30.85 [9] (0:16.65)	0:15.67 [9] (0:16.29)
Average Speed [km/h]	46.0	48.2	47.1	47.5	47.7	49.9	50.2	46.6	44.3	44.0	42.7	43.6	43.9
Top Speed [km/h]	49.0	49.1	48.4	48.0	48.2	51.0	50.9	48.7	46.0	44.6	43.3	44.2	44.4
Avg. Dist. to Rail [m]	8.7	2.6	1.6	2.6	2.0	1.3	4.1	1.3	1.2	2.4	1.8	1.5	5.2



- [] Ranking at each section and finish
- :-:- No data available at this section
- NA No data available