



NZ Metropolitan Trotting Club Inc Harness
 Race 4: ALSCO UNIFORMS MOBILE PACE - 1980m
 11 November 2025 - 1:22PM



Weather: Overcast

Field Times (Race Tempo) 2:23.70 (0:11.58) 2:12.12 (0:14.67) 1:57.45 (0:14.84) 1:42.60 (0:14.94) 1:27.66 (0:15.64) 1:12.02 (0:15.33) 0:56.69 (0:14.70) 0:41.99 (0:14.47)

Rank	TAB#	Horse	Overall Time	First 400m	Top Speed km/h (Section)	L1980	L1800	L1600	L1400	L1200	L1000	L800	L600
	(BAR#)	Driver	Margin (DT-W)	Last 600m	Fastest Section (Time)	Start - 2000	1800 - 1600	1600 - 1400	1400 - 1200	1200 - 1000	1000 - 800	800 - 600	600 - 400
1	7	Take the Plunge	2:23.70	0:28.11	54.7 (2000-1800)	2:23.70	2:11.85 [3]	1:57.09 [1]	1:42.61 [1]	1:27.66 [1]	1:12.03 [1]	0:56.70 [1]	0:42.00 [1]
	(7)	B N Orange		0:42.00	2000-1800 (0:11.85)	(0:11.85)	(0:14.76)	(0:14.48)	(0:14.95)	(0:15.63)	(0:15.33)	(0:14.70)	(0:14.47)
2	4	Heaven's Mark	2:23.84	0:28.55	54.6 (400-200)	2:23.84	2:11.80 [6]	1:56.83 [6]	1:41.72 [6]	1:26.72 [5]	1:11.36 [4]	0:56.18 [4]	0:41.64 [4]
	(4)	J C Morrison	0.8L (+11)	0:41.64	2000-1800 (0:12.04)	(0:12.04)	(0:14.97)	(0:15.11)	(0:15.00)	(0:15.36)	(0:15.18)	(0:14.54)	(0:14.46)
3	6	Miki's Courage	2:23.86	0:27.76	55.0 (2000-1800)	2:23.86	2:12.17 [1]	1:57.61 [2]	1:42.45 [2]	1:27.46 [2]	1:11.84 [2]	0:56.48 [3]	0:41.82 [3]
	(6)	John R Dunn	0.8L (-2)	0:41.82	2000-1800 (0:11.69)	(0:11.69)	(0:14.56)	(0:15.16)	(0:14.99)	(0:15.62)	(0:15.36)	(0:14.66)	(0:14.51)
4	8	Secret Agent Man	2:23.92	0:28.51	54.1 (400-200)	2:23.92	2:11.75 [5]	1:56.93 [4]	1:42.07 [4]	1:27.06 [3]	1:11.73 [3]	0:56.52 [2]	0:41.98 [2]
	(8)	N P Williamson	1.2L (+15)	0:41.98	2000-1800 (0:12.17)	(0:12.17)	(0:14.82)	(0:14.86)	(0:15.01)	(0:15.33)	(0:15.21)	(0:14.54)	(0:14.45)
5	3	Kotare Kelso	2:24.08	0:27.97	55.9 (2000-1800)	2:24.08	2:12.50 [2]	1:57.67 [3]	1:42.36 [3]	1:27.36 [4]	1:11.74 [5]	0:56.38 [5]	0:41.72 [5]
	(3)	G D Smith	2L (-5)	0:41.72	2000-1800 (0:11.58)	(0:11.58)	(0:14.83)	(0:15.31)	(0:15.00)	(0:15.62)	(0:15.36)	(0:14.66)	(0:14.52)
6	2	Captain Kobe	2:24.13	0:28.89	54.1 (200-0)	2:24.13	2:11.77 [8]	1:56.79 [8]	1:41.66 [8]	1:26.67 [7]	1:11.34 [6]	0:56.16 [6]	0:41.63 [6]
	(2)	W J House	2.3L (+12)	0:41.63	2000-1800 (0:12.36)	(0:12.36)	(0:14.98)	(0:15.13)	(0:14.99)	(0:15.33)	(0:15.18)	(0:14.53)	(0:14.47)
7	10	The Coalman	2:24.15	0:28.61	56.8 (200-0)	2:24.15	2:11.76 [7]	1:57.11 [7]	1:41.81 [7]	1:26.75 [8]	1:11.20 [9]	0:55.82 [9]	0:41.16 [10]
	(10)	W H Rixon	2.4L (-5)	0:41.16	2000-1800 (0:12.39)	(0:12.39)	(0:14.65)	(0:15.30)	(0:15.06)	(0:15.55)	(0:15.38)	(0:14.66)	(0:14.50)
8	11	Zoom X	2:24.36	0:29.23	55.4 (400-200)	2:24.36	2:11.72 [9]	1:56.68 [10]	1:41.48 [10]	1:26.60 [9]	1:11.24 [8]	0:56.08 [8]	0:41.58 [8]
	(11)	S J Ottley	3.5L (+13)	0:41.58	2000-1800 (0:12.64)	(0:12.64)	(0:15.04)	(0:15.20)	(0:14.88)	(0:15.36)	(0:15.16)	(0:14.50)	(0:14.50)
9	13	Always Be Batman	2:24.66	0:29.58	56.6 (400-200)	2:24.66	2:11.80 [11]	1:56.61 [11]	1:41.50 [11]	1:26.62 [11]	1:11.28 [10]	0:56.10 [10]	0:41.61 [9]
	(13)	H V Douglas	5.2L (+13)	0:41.61	2000-1800 (0:12.86)	(0:12.86)	(0:15.19)	(0:15.11)	(0:14.88)	(0:15.34)	(0:15.18)	(0:14.49)	(0:14.43)
10	5	Just Ask Paddy	2:24.68	0:29.31	55.8 (400-200)	2:24.68	2:12.31 [10]	1:56.90 [9]	1:41.91 [9]	1:26.95 [10]	1:11.35 [11]	0:56.00 [11]	0:41.36 [11]
	(5)	Craig D Thornley	5.3L (+0)	0:41.36	2000-1800 (0:12.37)	(0:12.37)	(0:15.41)	(0:14.99)	(0:14.96)	(0:15.60)	(0:15.35)	(0:14.64)	(0:14.46)

Scratched: Shard De Arch (#9), Tact Teva (#12)

Report Created: Tue 11 November 2025 12:58:01 GMT+11 (Note: Timing is based on positional data)

[] Position in running at each section and finish
 -:--: No data available at this section
 NA No data available
 DNT DNT Did not track

TAB# Saddle cloth number
 BAR# Barrier/Gate Position
 DNF Did not finish
 DT-W Distance travelled compared to winner in metres

Fastest split
 Fastest section



NZ Metropolitan Trotting Club Inc Harness
Race 4: ALSCO UNIFORMS MOBILE PACE - 1980m

11 November 2025 - 1:22PM

Weather: Overcast



Field Times (Race Tempo) 2:23.70 (0:11.58) 2:12.12 (0:14.67) 1:57.45 (0:14.84) 1:42.60 (0:14.94) 1:27.66 (0:15.64) 1:12.02 (0:15.33) 0:56.69 (0:14.70) 0:41.99 (0:14.47)

Rank	TAB#	Horse	Overall Time	First 400m	Top Speed km/h (Section)	L1980	L1800	L1600	L1400	L1200	L1000	L800	L600
	(BAR#)	Driver	Margin (DT-W)	Last 600m	Fastest Section (Time)	Start - 2000	1800 - 1600	1600 - 1400	1400 - 1200	1200 - 1000	1000 - 800	800 - 600	600 - 400
11	1	Quicker Than Quick	2:24.92	0:28.29	54.0 (400-200)	2:24.92	2:12.89 [4]	1:58.19 [5]	1:42.88 [5]	1:27.85 [6]	1:12.27 [7]	0:56.91 [7]	0:42.23 [7]
	(1)	R J Butt	6.6L (-5)	0:42.23	2000-1800 (0:12.03)	(0:12.03)	(0:14.70)	(0:15.31)	(0:15.03)	(0:15.58)	(0:15.36)	(0:14.68)	(0:14.52)

Scratched: Shard De Arch (#9), Tact Teva (#12)

[] Position in running at each section and finish TAB# Saddle cloth number

-:--:-- No data available at this section

NA No data available

DNT DNT Did not track

BAR# Barrier/Gate Position

DNF Did not finish

DT-W Distance travelled compared to winner in metres

Fastest split

Fastest section



NZ Metropolitan Trotting Club Inc Harness
Race 4: ALSCO UNIFORMS MOBILE PACE - 1980m

11 November 2025 - 1:22PM



Weather: Overcast

Field Times 0:27.52 0:13.94
(Race Tempo) (0:13.59) (0:13.94)

Rank	TAB#	Horse	Overall Time	First 400m	Top Speed km/h (Section)	L400	L200						
	(BAR#)	Driver	Margin (DT-W)	Last 600m	Fastest Section (Time)	400 - 200	200 - Finish						
1	7	Take the plunge	2:23.70	0:28.11	54.7 (2000-1800)	0:26.61 [1]	0:13.94 [1]						
	(7)	B N Orange		0:42.00	2000-1800 (0:11.85)	(0:13.59)	(0:13.94)						
2	4	Heaven's Mark	2:23.84	0:28.55	54.6 (400-200)	0:27.01 [4]	0:13.59 [2]						
	(4)	J C Morrison	0.8L (+11)	0:41.64	2000-1800 (0:12.04)	(0:13.59)	(0:13.59)						
3	6	Miki's Courage	2:23.86	0:27.76	55.0 (2000-1800)	0:26.25 [3]	0:13.66 [3]						
	(6)	John R Dunn	0.8L (-2)	0:41.82	2000-1800 (0:11.69)	(0:13.65)	(0:13.66)						
4	8	Secret Agent Man	2:23.92	0:28.51	54.1 (400-200)	0:26.99 [2]	0:13.90 [4]						
	(8)	N P Williamson	1.2L (+15)	0:41.98	2000-1800 (0:12.17)	(0:13.63)	(0:13.90)						
5	3	Kotare Kelso	2:24.08	0:27.97	55.9 (2000-1800)	0:26.41 [6]	0:13.40 [5]						
	(3)	G D Smith	2L (-5)	0:41.72	2000-1800 (0:11.58)	(0:13.80)	(0:13.40)						
6	2	Captain Kobe	2:24.13	0:28.89	54.1 (200-0)	0:27.34 [5]	0:13.47 [6]						
	(2)	W J House	2.3L (+12)	0:41.63	2000-1800 (0:12.36)	(0:13.69)	(0:13.47)						
7	10	The Coalman	2:24.15	0:28.61	56.8 (200-0)	0:27.05 [9]	0:13.08 [7]						
	(10)	W H Rixon	2.4L (-5)	0:41.16	2000-1800 (0:12.39)	(0:13.58)	(0:13.08)						
8	11	Zoom X	2:24.36	0:29.23	55.4 (400-200)	0:27.68 [7]	0:13.53 [8]						
	(11)	S J Ottley	3.5L (+13)	0:41.58	2000-1800 (0:12.64)	(0:13.55)	(0:13.53)						
9	13	Always Be Batman	2:24.66	0:29.58	56.6 (400-200)	0:28.06 [10]	0:13.56 [9]						
	(13)	H V Douglas	5.2L (+13)	0:41.61	2000-1800 (0:12.86)	(0:13.62)	(0:13.56)						
10	5	Just Ask Paddy	2:24.68	0:29.31	55.8 (400-200)	0:27.79 [11]	0:13.25 [10]						
	(5)	Craig D Thornley	5.3L (+0)	0:41.36	2000-1800 (0:12.37)	(0:13.65)	(0:13.25)						

Scratched: Shard De Arch (#9), Tact Teva (#12)

- [] Position in running at each section and finish TAB# Saddle cloth number
- :-:- No data available at this section BAR# Barrier/Gate Position
- NA No data available DNF Did not finish
- DNT DNT Did not track DT-W Distance travelled compared to winner in metres

- Fastest split
- Fastest section



NZ Metropolitan Trotting Club Inc Harness
 Race 4: ALSCO UNIFORMS MOBILE PACE - 1980m

11 November 2025 - 1:22PM

Weather: Overcast



Field Times 0:27.52 0:13.94
 (Race Tempo) (0:13.59) (0:13.94)

Rank	TAB#	Horse	Overall Time	First 400m	Top Speed km/h (Section)	L400	L200						
	(BAR#)	Driver	Margin (DT-W)	Last 600m	Fastest Section (Time)	400 - 200	200 - Finish						
11	1	Quicker Than Quick	2:24.92	0:28.29	54.0 (400-200)	0:26.73 [8]	0:13.95 [11]						
	(1)	R J Butt	6.6L (-5)	0:42.23	2000-1800 (0:12.03)	(0:13.76)	(0:13.95)						

Scratched: Shard De Arch (#9), Tact Teva (#12)

[] Position in running at each section and finish TAB# Saddle cloth number

-:--:-- No data available at this section

NA No data available

DNT DNT Did not track

BAR# Barrier/Gate Position

DNF Did not finish

DT-W Distance travelled compared to winner in metres

Fastest split

Fastest section

Horse/Jockey Name	Taketheplunge/B N Orange
Finish Rank	1
Fastest Section Time (Section)	0:11.85 (2000-1800)
Top Speed [km/h] (Section)	54.7 (2000-1800)
Race State	Finished



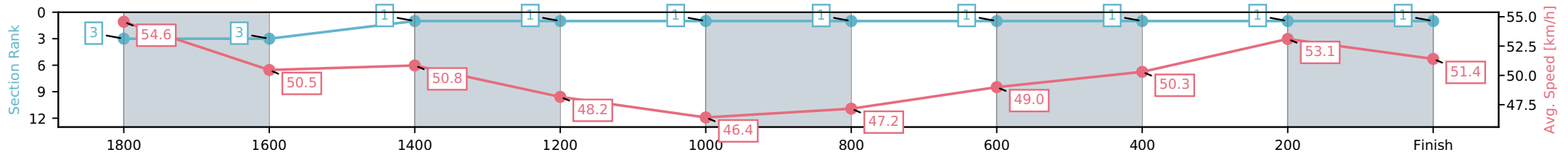
NZ Metropolitan Trotting Club Inc Harness
 Race 4: ALSCO UNIFORMS MOBILE PACE - 1980m



11 November 2025 - 1:22PM

Weather: Overcast

Section	L1980	L1800	L1600	L1400	L1200	L1000	L800	L600	L400	L200
Section Times	2:23.70 (0:11.85)	2:09.76 [3] (0:14.76)	1:56.18 [1] (0:14.48)	1:41.71 [1] (0:14.95)	1:27.01 [1] (0:15.63)	1:11.68 [1] (0:15.33)	0:56.04 [1] (0:14.70)	0:41.10 [1] (0:14.47)	0:26.61 [1] (0:13.59)	0:11.85 [1] (0:13.94)
Average Speed [km/h]	54.6	50.5	50.8	48.2	46.4	47.2	49.0	50.3	53.1	51.4
Top Speed [km/h]	54.7	52.9	51.7	50.6	46.9	48.2	49.8	52.4	53.6	53.4
Avg. Dist. to Rail [m]	11.6	5.8	2.8	3.0	0.9	1.1	1.7	1.5	1.1	3.3



- [] Ranking at each section and finish
- :-:- No data available at this section
- NA No data available

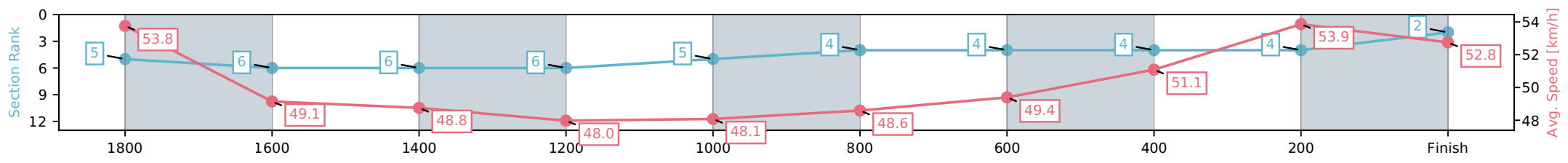
Horse/Jockey Name	Heaven's Mark/J C Morrison
Finish Rank	2
Fastest Section Time (Section)	0:12.04 (2000-1800)
Top Speed [km/h] (Section)	54.6 (400-200)
Race State	Finished



NZ Metropolitan Trotting Club Inc Harness
 Race 4: ALSCO UNIFORMS MOBILE PACE - 1980m
 11 November 2025 - 1:22PM
 Weather: Overcast



Section	L1980	L1800	L1600	L1400	L1200	L1000	L800	L600	L400	L200
Section Times	2:23.84 (0:12.04)	2:10.25 [6] (0:14.97)	1:56.67 [6] (0:15.11)	1:42.20 [6] (0:15.00)	1:27.67 [5] (0:15.36)	1:12.48 [4] (0:15.18)	0:57.13 [4] (0:14.54)	0:42.13 [4] (0:14.46)	0:27.01 [4] (0:13.59)	0:12.04 [2] (0:13.59)
Average Speed [km/h]	53.8	49.1	48.8	48.0	48.1	48.6	49.4	51.1	53.9	52.8
Top Speed [km/h]	54.1	51.2	49.2	48.9	49.1	49.0	49.8	52.8	54.6	54.0
Avg. Dist. to Rail [m]	5.9	3.6	2.9	5.1	3.1	3.3	3.9	3.3	3.2	6.5



[] Ranking at each section and finish
 -:-:- No data available at this section
 NA No data available

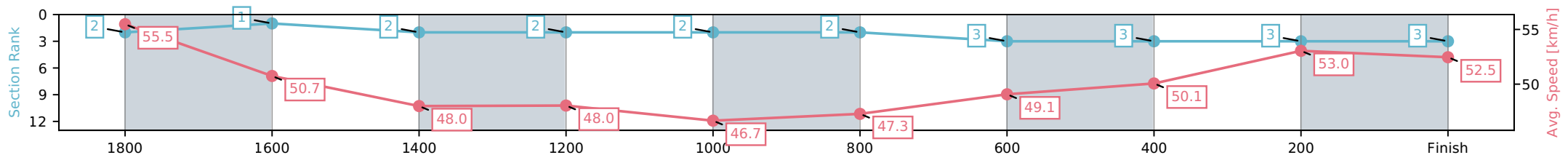
Horse/Jockey Name	Miki's Courage/John R Dunn
Finish Rank	3
Fastest Section Time (Section)	0:11.69 (2000-1800)
Top Speed [km/h] (Section)	55.0 (2000-1800)
Race State	Finished



NZ Metropolitan Trotting Club Inc Harness
 Race 4: ALSCO UNIFORMS MOBILE PACE - 1980m
 11 November 2025 - 1:22PM
 Weather: Overcast



Section	L1980	L1800	L1600	L1400	L1200	L1000	L800	L600	L400	L200
Section Times	2:23.86 (0:11.69)	2:10.20 [1] (0:14.56)	1:56.56 [2] (0:15.16)	1:42.05 [2] (0:14.99)	1:27.38 [2] (0:15.62)	1:12.02 [2] (0:15.36)	0:56.41 [3] (0:14.66)	0:41.41 [3] (0:14.51)	0:26.25 [3] (0:13.65)	0:11.69 [3] (0:13.66)
Average Speed [km/h]	55.5	50.7	48.0	48.0	46.7	47.3	49.1	50.1	53.0	52.5
Top Speed [km/h]	55.0	53.4	49.1	49.0	47.1	47.8	50.2	52.0	53.5	53.5
Avg. Dist. to Rail [m]	9.2	4.6	1.5	3.1	1.3	1.4	1.7	1.6	1.0	1.3



[] Ranking at each section and finish
 -:-:- No data available at this section
 NA No data available

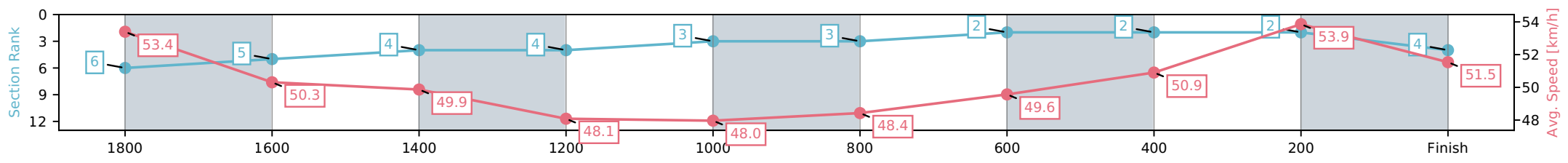
Horse/Jockey Name	Secret Agent Man/N P Williamson
Finish Rank	4
Fastest Section Time (Section)	0:12.17 (2000-1800)
Top Speed [km/h] (Section)	54.1 (400-200)
Race State	Finished



NZ Metropolitan Trotting Club Inc Harness
 Race 4: ALSCO UNIFORMS MOBILE PACE - 1980m
 11 November 2025 - 1:22PM
 Weather: Overcast



Section	L1980	L1800	L1600	L1400	L1200	L1000	L800	L600	L400	L200
Section Times	2:23.92 (0:12.17)	2:10.03 [5] (0:14.82)	1:56.39 [4] (0:14.86)	1:41.94 [4] (0:15.01)	1:27.40 [3] (0:15.33)	1:12.19 [3] (0:15.21)	0:56.87 [2] (0:14.54)	0:41.85 [2] (0:14.45)	0:26.99 [2] (0:13.63)	0:12.17 [4] (0:13.90)
Average Speed [km/h]	53.4	50.3	49.9	48.1	48.0	48.4	49.6	50.9	53.9	51.5
Top Speed [km/h]	52.9	51.6	51.0	48.4	48.9	49.0	49.8	53.2	54.1	52.9
Avg. Dist. to Rail [m]	13.0	6.0	3.8	5.0	3.0	3.2	3.8	3.2	2.8	4.8



[] Ranking at each section and finish
 -:-:- No data available at this section
 NA No data available

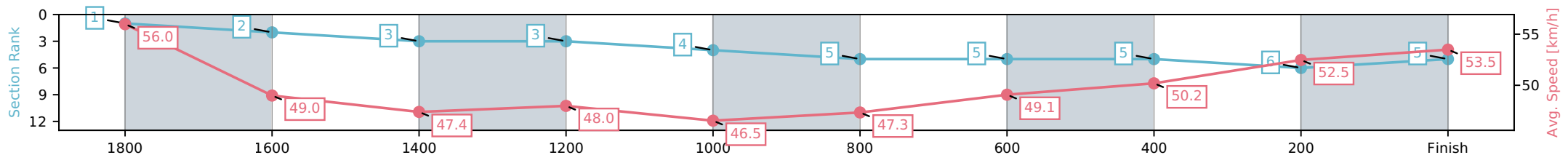
Horse/Jockey Name	Kotare Kelso/G D Smith
Finish Rank	5
Fastest Section Time (Section)	0:11.58 (2000-1800)
Top Speed [km/h] (Section)	55.9 (2000-1800)
Race State	Finished



NZ Metropolitan Trotting Club Inc Harness
 Race 4: ALSCO UNIFORMS MOBILE PACE - 1980m
 11 November 2025 - 1:22PM
 Weather: Overcast



Section	L1980	L1800	L1600	L1400	L1200	L1000	L800	L600	L400	L200
Section Times	2:24.08 (0:11.58)	2:10.68 [2] (0:14.83)	1:56.89 [3] (0:15.31)	1:42.36 [3] (0:15.00)	1:27.71 [4] (0:15.62)	1:12.34 [5] (0:15.36)	0:56.73 [5] (0:14.66)	0:41.73 [5] (0:14.52)	0:26.41 [6] (0:13.80)	0:11.58 [5] (0:13.40)
Average Speed [km/h]	56.0	49.0	47.4	48.0	46.5	47.3	49.1	50.2	52.5	53.5
Top Speed [km/h]	55.9	53.7	48.3	48.9	47.6	48.2	50.5	51.7	54.1	54.2
Avg. Dist. to Rail [m]	4.4	2.1	1.0	3.2	1.3	1.6	2.0	1.7	1.1	3.5



[] Ranking at each section and finish
 -:-:- No data available at this section
 NA No data available

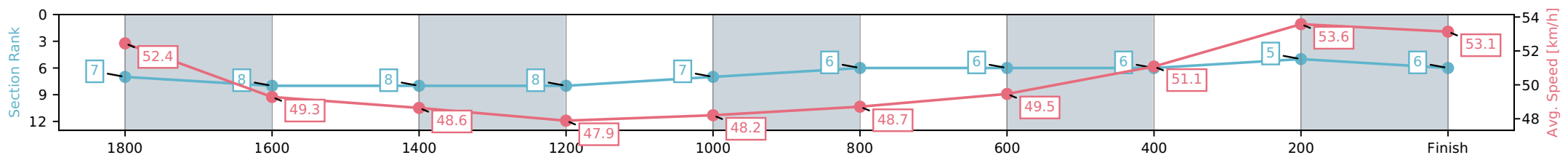
Horse/Jockey Name	Captain Kobe/W J House
Finish Rank	6
Fastest Section Time (Section)	0:12.36 (2000-1800)
Top Speed [km/h] (Section)	54.1 (200-0)
Race State	Finished



NZ Metropolitan Trotting Club Inc Harness
 Race 4: ALSCO UNIFORMS MOBILE PACE - 1980m
 11 November 2025 - 1:22PM
 Weather: Overcast



Section	L1980	L1800	L1600	L1400	L1200	L1000	L800	L600	L400	L200
Section Times	2:24.13 (0:12.36)	2:10.67 [8] (0:14.98)	1:56.97 [8] (0:15.13)	1:42.50 [8] (0:14.99)	1:27.97 [7] (0:15.33)	1:12.80 [6] (0:15.18)	0:57.46 [6] (0:14.53)	0:42.47 [6] (0:14.47)	0:27.34 [5] (0:13.69)	0:12.36 [6] (0:13.47)
Average Speed [km/h]	52.4	49.3	48.6	47.9	48.2	48.7	49.5	51.1	53.6	53.1
Top Speed [km/h]	52.5	50.8	49.2	49.1	49.1	49.2	50.0	52.7	53.9	54.1
Avg. Dist. to Rail [m]	3.7	3.6	2.8	5.0	3.2	3.4	3.9	3.5	3.0	6.7



[] Ranking at each section and finish
 -:-:- No data available at this section
 NA No data available

Horse/Jockey Name	The Coalman/W H Rixon
Finish Rank	7
Fastest Section Time (Section)	0:12.39 (2000-1800)
Top Speed [km/h] (Section)	56.8 (200-0)
Race State	Finished



NZ Metropolitan Trotting Club Inc Harness

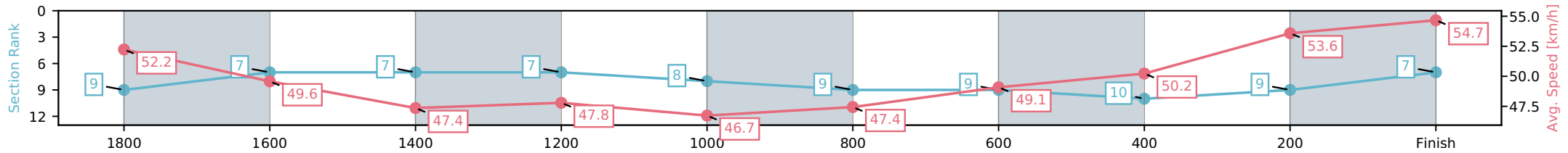
Race 4: ALSCO UNIFORMS MOBILE PACE - 1980m

11 November 2025 - 1:22PM

Weather: Overcast



Section	L1980	L1800	L1600	L1400	L1200	L1000	L800	L600	L400	L200
Section Times	2:24.15 (0:12.39)	2:11.07 [7] (0:14.65)	1:57.49 [7] (0:15.30)	1:43.00 [7] (0:15.06)	1:28.33 [8] (0:15.55)	1:12.96 [9] (0:15.38)	0:57.41 [9] (0:14.66)	0:42.35 [10] (0:14.50)	0:27.05 [9] (0:13.58)	0:12.39 [7] (0:13.08)
Average Speed [km/h]	52.2	49.6	47.4	47.8	46.7	47.4	49.1	50.2	53.6	54.7
Top Speed [km/h]	53.4	52.3	48.5	48.2	47.8	48.5	50.1	51.6	56.6	56.8
Avg. Dist. to Rail [m]	1.8	1.6	1.1	3.2	1.3	1.6	2.1	1.8	1.3	2.0



- [] Ranking at each section and finish
- :-:- No data available at this section
- NA No data available

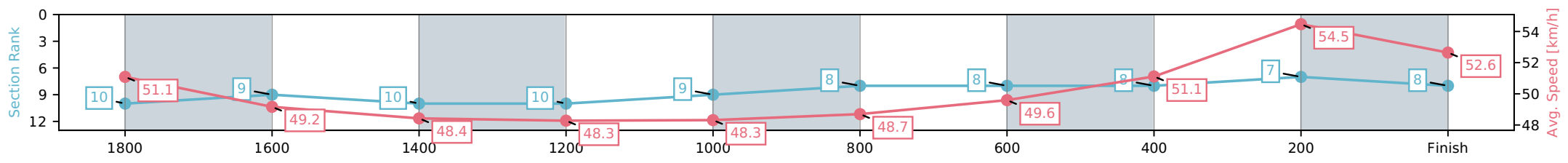
Horse/Jockey Name	Zoom X/S J Ottley
Finish Rank	8
Fastest Section Time (Section)	0:12.64 (2000-1800)
Top Speed [km/h] (Section)	55.4 (400-200)
Race State	Finished



NZ Metropolitan Trotting Club Inc Harness
 Race 4: ALSCO UNIFORMS MOBILE PACE - 1980m
 11 November 2025 - 1:22PM
 Weather: Overcast



Section	L1980	L1800	L1600	L1400	L1200	L1000	L800	L600	L400	L200
Section Times	2:24.36 (0:12.64)	2:10.84 [9] (0:15.04)	1:57.28 [10] (0:15.20)	1:42.79 [10] (0:14.88)	1:28.28 [9] (0:15.36)	1:13.12 [8] (0:15.16)	0:57.76 [8] (0:14.50)	0:42.88 [8] (0:14.50)	0:27.68 [7] (0:13.55)	0:12.65 [8] (0:13.53)
Average Speed [km/h]	51.1	49.2	48.4	48.3	48.3	48.7	49.6	51.1	54.5	52.6
Top Speed [km/h]	53.6	50.5	49.2	48.8	50.3	49.8	50.2	53.2	55.4	54.9
Avg. Dist. to Rail [m]	3.8	3.7	3.0	5.2	3.3	3.5	4.1	3.9	4.1	8.6



[] Ranking at each section and finish
 -:-:- No data available at this section
 NA No data available

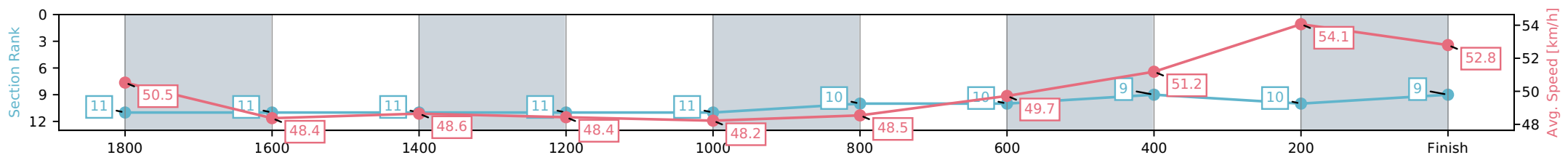
Horse/Jockey Name	Always Be Batman/H V Douglas
Finish Rank	9
Fastest Section Time (Section)	0:12.86 (2000-1800)
Top Speed [km/h] (Section)	56.6 (400-200)
Race State	Finished



NZ Metropolitan Trotting Club Inc Harness
 Race 4: ALSCO UNIFORMS MOBILE PACE - 1980m
 11 November 2025 - 1:22PM
 Weather: Overcast



Section	L1980	L1800	L1600	L1400	L1200	L1000	L800	L600	L400	L200
Section Times	2:24.66 (0:12.86)	2:11.11 [11] (0:15.19)	1:57.49 [11] (0:15.11)	1:43.05 [11] (0:14.88)	1:28.56 [11] (0:15.34)	1:13.39 [10] (0:15.18)	0:58.04 [10] (0:14.49)	0:43.16 [9] (0:14.43)	0:28.06 [10] (0:13.62)	0:12.87 [9] (0:13.56)
Average Speed [km/h]	50.5	48.4	48.6	48.4	48.2	48.5	49.7	51.2	54.1	52.8
Top Speed [km/h]	51.7	50.7	49.8	49.0	50.0	50.6	50.4	54.3	56.6	55.9
Avg. Dist. to Rail [m]	5.5	3.7	2.8	4.9	3.2	3.3	4.0	3.5	3.9	9.2



[] Ranking at each section and finish
 -:-:- No data available at this section
 NA No data available

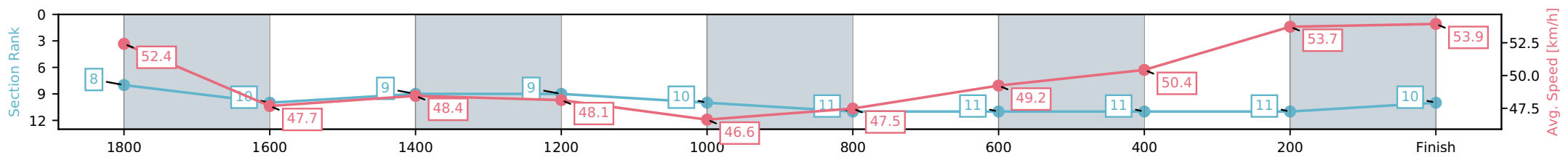
Horse/Jockey Name	Just Ask Paddy/Craig D Thornley
Finish Rank	10
Fastest Section Time (Section)	0:12.37 (2000-1800)
Top Speed [km/h] (Section)	55.8 (400-200)
Race State	Finished



NZ Metropolitan Trotting Club Inc Harness
 Race 4: ALSCO UNIFORMS MOBILE PACE - 1980m
 11 November 2025 - 1:22PM
 Weather: Overcast



Section	L1980	L1800	L1600	L1400	L1200	L1000	L800	L600	L400	L200
Section Times	2:24.68 (0:12.37)	2:11.43 [10] (0:15.41)	1:57.78 [9] (0:14.99)	1:43.32 [9] (0:14.96)	1:28.69 [10] (0:15.60)	1:13.33 [11] (0:15.35)	0:57.73 [11] (0:14.64)	0:42.78 [11] (0:14.46)	0:27.79 [11] (0:13.65)	0:12.37 [10] (0:13.25)
Average Speed [km/h]	52.4	47.7	48.4	48.1	46.6	47.5	49.2	50.4	53.7	53.9
Top Speed [km/h]	52.7	49.5	49.3	48.9	48.0	48.7	50.4	51.9	55.8	55.8
Avg. Dist. to Rail [m]	7.6	3.9	1.2	3.2	1.3	1.7	2.2	2.0	2.7	6.9



[] Ranking at each section and finish
 -:-:- No data available at this section
 NA No data available

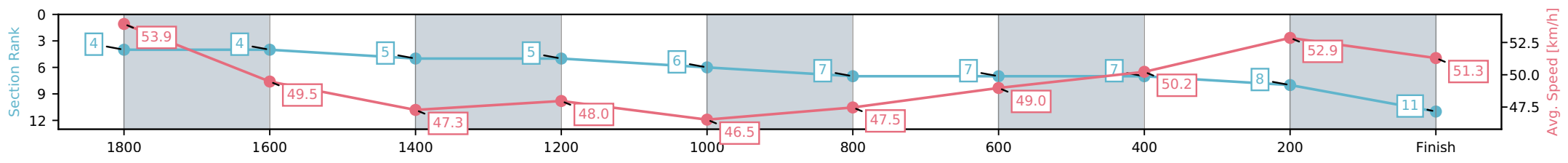
Horse/Jockey Name	Quicker Than Quick/R J Butt
Finish Rank	11
Fastest Section Time (Section)	0:12.03 (2000-1800)
Top Speed [km/h] (Section)	54.0 (400-200)
Race State	Finished



NZ Metropolitan Trotting Club Inc Harness
 Race 4: ALSCO UNIFORMS MOBILE PACE - 1980m
 11 November 2025 - 1:22PM
 Weather: Overcast



Section	L1980	L1800	L1600	L1400	L1200	L1000	L800	L600	L400	L200
Section Times	2:24.92 (0:12.03)	2:10.97 [4] (0:14.70)	1:57.22 [5] (0:15.31)	1:42.69 [5] (0:15.03)	1:28.02 [6] (0:15.58)	1:12.65 [7] (0:15.36)	0:57.07 [7] (0:14.68)	0:42.05 [7] (0:14.52)	0:26.73 [8] (0:13.76)	0:12.04 [11] (0:13.95)
Average Speed [km/h]	53.9	49.5	47.3	48.0	46.5	47.5	49.0	50.2	52.9	51.3
Top Speed [km/h]	53.9	52.7	48.4	48.4	47.5	47.9	50.4	51.9	54.0	53.9
Avg. Dist. to Rail [m]	1.7	1.6	1.0	3.2	1.3	1.4	2.1	1.7	2.0	4.3



[] Ranking at each section and finish
 -:-:- No data available at this section
 NA No data available