



NZ Metropolitan Trotting Club Inc Harness
 Race 5: AOTEA ELECTRIC HANDICAP TROT - 3200m
 11 November 2025 - 1:47PM



Weather: Overcast

Field Times (Race Tempo) 4:09.18 (0:17.61) 3:51.57 (0:15.47) 3:36.10 (0:15.36) 3:20.74 (0:15.29) 3:05.46 (0:15.73) 2:49.73 (0:15.97) 2:33.75 (0:15.79) 2:17.97 (0:15.82)

Rank	TAB#	Horse	Overall Time	First 400m	Top Speed km/h (Section)	L3200	L3000	L2800	L2600	L2400	L2200	L2000	L1800
	(BAR#)	Driver	Margin (DT-W)	Last 600m	Fastest Section (Time)	Start - 3000	3000 - 2800	2800 - 2600	2600 - 2400	2400 - 2200	2200 - 2000	2000 - 1800	1800 - 1600
1	9	The Present Maker	4:09.18	0:34.06	52.0 (800-600)	4:09.18	3:50.47 [6]	3:35.12 [6]	3:19.42 [8]	3:04.15 [9]	2:48.19 [9]	2:31.88 [10]	2:16.11 [10]
	(8)	W J House		0:43.86	200-0 (0:13.91)	(0:18.71)	(0:15.35)	(0:15.70)	(0:15.27)	(0:15.96)	(0:16.31)	(0:15.77)	(0:16.00)
2	6	Paige	4:09.26	0:33.90	51.2 (600-400)	4:09.26	3:50.67 [5]	3:35.36 [5]	3:19.73 [7]	3:04.39 [6]	2:48.74 [5]	2:32.76 [5]	2:16.94 [4]
	(5)	S J Tomlinson	0.4L (-30)	0:44.09	200-0 (0:14.26)	(0:18.59)	(0:15.31)	(0:15.63)	(0:15.34)	(0:15.65)	(0:15.98)	(0:15.82)	(0:15.72)
3	17	Princess Sadie	4:09.36	0:35.50	53.3 (1000-800)	4:09.36	3:49.25 [14]	3:33.86 [14]	3:18.34 [14]	3:03.03 [15]	2:47.11 [15]	2:30.75 [15]	2:15.01 [15]
	(15)	M J Williamson	1L (-3)	0:44.70	800-600 (0:13.99)	(0:20.11)	(0:15.39)	(0:15.52)	(0:15.31)	(0:15.92)	(0:16.36)	(0:15.74)	(0:15.98)
4	4	Ready Set Jet	4:09.47	0:33.08	51.5 (3200-3000)	4:09.47	3:51.86 [1]	3:36.39 [1]	3:21.04 [1]	3:05.75 [1]	2:50.02 [1]	2:34.05 [1]	2:18.26 [1]
	(4)	R J Butt	1.6L (-34)	0:45.43	800-600 (0:14.44)	(0:17.61)	(0:15.47)	(0:15.35)	(0:15.29)	(0:15.73)	(0:15.97)	(0:15.79)	(0:15.82)
5	14	Cormoran Strike	4:09.61	0:34.24	51.3 (200-0)	4:09.61	3:50.58 [7]	3:35.37 [8]	3:19.76 [9]	3:04.42 [8]	2:48.76 [7]	2:32.78 [7]	2:16.96 [6]
	(12)	R D Close	2.3L (-30)	0:44.09	200-0 (0:14.29)	(0:19.03)	(0:15.21)	(0:15.61)	(0:15.34)	(0:15.66)	(0:15.98)	(0:15.82)	(0:15.72)
6	7	Muscle Sass	4:09.66	0:34.86	52.6 (800-600)	4:09.66	3:50.27 [11]	3:34.80 [12]	3:19.27 [12]	3:03.95 [12]	2:48.03 [13]	2:31.69 [13]	2:15.94 [13]
	(6)	S E O'Reilly	2.6L (+6)	0:44.47	800-600 (0:13.82)	(0:19.39)	(0:15.47)	(0:15.53)	(0:15.32)	(0:15.92)	(0:16.34)	(0:15.75)	(0:16.00)
7	3	Lil Whip	4:09.95	0:34.38	52.5 (800-600)	4:09.95	3:51.01 [8]	3:35.57 [9]	3:19.88 [10]	3:04.61 [10]	2:48.65 [11]	2:32.33 [11]	2:16.56 [12]
	(3)	M D Hurrell	4.2L (+0)	0:45.11	800-600 (0:13.80)	(0:18.94)	(0:15.44)	(0:15.69)	(0:15.27)	(0:15.96)	(0:16.32)	(0:15.77)	(0:15.98)
8	1	Mixed Faith	4:09.95	0:33.33	49.9 (600-400)	4:09.95	3:51.97 [2]	3:36.62 [2]	3:21.17 [2]	3:05.87 [2]	2:50.15 [2]	2:34.21 [2]	2:18.40 [2]
	(1)	Brad Williamson	4.2L (-28)	0:45.31	800-600 (0:14.69)	(0:17.98)	(0:15.35)	(0:15.45)	(0:15.30)	(0:15.72)	(0:15.94)	(0:15.81)	(0:15.79)
9	10	Brett's Mate	4:10.07	0:33.73	51.3 (800-600)	4:10.07	3:52.16 [4]	3:36.34 [4]	3:20.63 [5]	3:05.38 [7]	2:49.42 [8]	2:33.11 [8]	2:17.34 [8]
	(9)	K G Cameron	4.8L (+0)	0:45.08	800-600 (0:14.39)	(0:17.91)	(0:15.82)	(0:15.71)	(0:15.25)	(0:15.96)	(0:16.31)	(0:15.77)	(0:16.02)
10	8	Mad Jack	4:10.13	0:38.16	52.3 (2800-2600)	4:10.13	3:51.74 [16]	3:31.97 [16]	3:17.78 [16]	3:03.24 [14]	2:48.03 [12]	2:32.22 [12]	2:16.71 [11]
	(7)	J W Cox	5.1L (-16)	0:44.29	2800-2600 (0:14.19)	(0:18.39)	(0:19.77)	(0:14.19)	(0:14.54)	(0:15.21)	(0:15.81)	(0:15.51)	(0:15.88)

Scratched: Premium Player (#5), Nellie Doyle (#13)



NZ Metropolitan Trotting Club Inc Harness
 Race 5: AOTEA ELECTRIC HANDICAP TROT - 3200m
 11 November 2025 - 1:47PM



Weather: Overcast

Field Times (Race Tempo) 4:09.18 (0:17.61) 3:51.57 (0:15.47) 3:36.10 (0:15.36) 3:20.74 (0:15.29) 3:05.46 (0:15.73) 2:49.73 (0:15.97) 2:33.75 (0:15.79) 2:17.97 (0:15.82)

Rank	TAB#	Horse	Overall Time	First 400m	Top Speed km/h (Section)	L3200	L3000	L2800	L2600	L2400	L2200	L2000	L1800
	(BAR#)	Driver	Margin (DT-W)	Last 600m	Fastest Section (Time)	Start - 3000	3000 - 2800	2800 - 2600	2600 - 2400	2400 - 2200	2200 - 2000	2000 - 1800	1800 - 1600
11	11	Mavis Jones	4:10.66	0:34.65	50.8 (200-0)	4:10.66	3:51.67 [9]	3:36.01 [7]	3:20.88 [3]	3:06.33 [5]	2:50.35 [6]	2:34.04 [6]	2:18.25 [7]
	(10)	B T Hope	8L (+1)	0:45.77	2600-2400 (0:14.55)	(0:18.99)	(0:15.66)	(0:15.13)	(0:14.55)	(0:15.98)	(0:16.31)	(0:15.79)	(0:15.99)
12	15	Roydon Muscle	4:10.92	0:34.72	51.3 (600-400)	4:10.92	3:51.53 [10]	3:36.20 [10]	3:20.63 [11]	3:05.27 [11]	2:49.55 [10]	2:33.61 [9]	2:17.87 [9]
	(13)	R T May	9.4L (-22)	0:45.20	800-600 (0:14.47)	(0:19.39)	(0:15.33)	(0:15.57)	(0:15.36)	(0:15.72)	(0:15.94)	(0:15.74)	(0:15.82)
13	12	Our Pinocchio	4:11.33	0:35.03	50.4 (2800-2600)	4:11.33	3:51.99 [12]	3:36.30 [11]	3:20.98 [6]	3:06.49 [4]	2:51.05 [4]	2:35.04 [4]	2:19.26 [5]
	(11)	N P Williamson	11.6L (+3)	0:46.75	2600-2400 (0:14.49)	(0:19.34)	(0:15.69)	(0:15.32)	(0:14.49)	(0:15.44)	(0:16.01)	(0:15.78)	(0:15.99)
14	16	Practical Magic	4:12.79	0:35.16	52.8 (800-600)	4:12.79	3:53.06 [13]	3:37.63 [13]	3:22.10 [13]	3:06.78 [13]	2:50.86 [14]	2:34.52 [14]	2:18.78 [14]
	(14)	J C Morrison	19.5L (+11)	0:47.28	800-600 (0:13.83)	(0:19.73)	(0:15.43)	(0:15.53)	(0:15.32)	(0:15.92)	(0:16.34)	(0:15.74)	(0:16.01)
15	18	Dreams Pat	4:14.11	0:36.01	52.2 (1000-800)	4:14.11	3:53.50 [15]	3:38.10 [15]	3:22.73 [15]	3:07.42 [16]	2:51.50 [16]	2:35.13 [16]	2:19.41 [16]
	(16)	R D Holmes	26.6L (-2)	0:49.77	800-600 (0:14.00)	(0:20.61)	(0:15.40)	(0:15.37)	(0:15.31)	(0:15.92)	(0:16.37)	(0:15.72)	(0:15.98)
16	2	Cody Banner	4:16.33	0:33.60	49.4 (400-200)	4:16.33	3:58.36 [3]	3:42.73 [3]	3:27.12 [4]	3:11.76 [3]	2:56.14 [3]	2:40.15 [3]	2:24.33 [3]
	(2)	G D Smith	38.6L (-31)	0:50.04	2600-2400 (0:15.36)	(0:17.97)	(0:15.63)	(0:15.61)	(0:15.36)	(0:15.62)	(0:15.99)	(0:15.82)	(0:15.72)

Scratched: Premium Player (#5), Nellie Doyle (#13)

[] Position in running at each section and finish TAB# Saddle cloth number

-:--:-- No data available at this section

NA No data available

DNT DNT Did not track

BAR# Barrier/Gate Position

DNF Did not finish

DT-W Distance travelled compared to winner in metres

Fastest split

Fastest section



NZ Metropolitan Trotting Club Inc Harness
 Race 5: AOTEA ELECTRIC HANDICAP TROT - 3200m
 11 November 2025 - 1:47PM



Weather: Overcast

Field Times (Race Tempo) 2:02.15 (0:15.60) 1:46.55 (0:15.53) 1:31.02 (0:15.86) 1:15.15 (0:15.58) 0:59.57 (0:14.44) 0:45.13 (0:14.62) 0:30.52 (0:15.15) 0:15.37 (0:15.37)

Rank	TAB#	Horse	Overall Time	First 400m	Top Speed km/h (Section)	L1600	L1400	L1200	L1000	L800	L600	L400	L200
	(BAR#)	Driver	Margin (DT-W)	Last 600m	Fastest Section (Time)	1600 - 1400	1400 - 1200	1200 - 1000	1000 - 800	800 - 600	600 - 400	400 - 200	200 - Finish
1	9	The Present Maker	4:09.18	0:34.06	52.0 (800-600)	2:09.07 [10]	1:44.65 [9]	1:29.56 [9]	1:13.71 [11]	0:58.27 [11]	0:43.86 [10]	0:29.00 [8]	0:13.91 [1]
	(8)	W J House		0:43.86	200-0 (0:13.91)	(0:15.46)	(0:15.09)	(0:15.85)	(0:15.44)	(0:14.41)	(0:14.86)	(0:15.09)	(0:13.91)
2	6	Paige	4:09.26	0:33.90	51.2 (600-400)	2:08.05 [5]	1:45.58 [6]	1:30.14 [6]	1:14.23 [7]	0:58.67 [9]	0:44.09 [7]	0:29.37 [6]	0:14.26 [2]
	(5)	S J Tomlinson	0.4L (-30)	0:44.09	200-0 (0:14.26)	(0:15.64)	(0:15.44)	(0:15.91)	(0:15.56)	(0:14.58)	(0:14.72)	(0:15.11)	(0:14.26)
3	17	Princess Sadie	4:09.36	0:35.50	53.3 (1000-800)	2:10.34 [15]	1:43.53 [15]	1:28.42 [15]	1:13.16 [9]	0:58.69 [5]	0:44.70 [2]	0:30.17 [2]	0:15.09 [3]
	(15)	M J Williamson	1L (-3)	0:44.70	800-600 (0:13.99)	(0:15.50)	(0:15.11)	(0:15.26)	(0:14.47)	(0:13.99)	(0:14.53)	(0:15.08)	(0:15.09)
4	4	Ready Set Jet	4:09.47	0:33.08	51.5 (3200-3000)	2:07.03 [1]	1:46.84 [1]	1:31.31 [1]	1:15.45 [1]	0:59.87 [1]	0:45.43 [1]	0:30.81 [1]	0:15.66 [4]
	(4)	R J Butt	1.6L (-34)	0:45.43	800-600 (0:14.44)	(0:15.60)	(0:15.53)	(0:15.86)	(0:15.58)	(0:14.44)	(0:14.62)	(0:15.15)	(0:15.66)
5	14	Cormoran Strike	4:09.61	0:34.24	51.3 (200-0)	2:08.38 [7]	1:45.61 [8]	1:30.17 [8]	1:14.25 [10]	0:58.71 [13]	0:44.09 [11]	0:29.40 [9]	0:14.29 [5]
	(12)	R D Close	2.3L (-30)	0:44.09	200-0 (0:14.29)	(0:15.63)	(0:15.44)	(0:15.92)	(0:15.54)	(0:14.62)	(0:14.69)	(0:15.11)	(0:14.29)
6	7	Muscle Sass	4:09.66	0:34.86	52.6 (800-600)	2:09.72 [13]	1:44.47 [13]	1:29.35 [14]	1:13.54 [14]	0:58.29 [10]	0:44.47 [9]	0:29.69 [5]	0:14.66 [6]
	(6)	S E O'Reilly	2.6L (+6)	0:44.47	800-600 (0:13.82)	(0:15.47)	(0:15.12)	(0:15.81)	(0:15.25)	(0:13.82)	(0:14.78)	(0:15.03)	(0:14.66)
7	3	Lil Whip	4:09.95	0:34.38	52.5 (800-600)	2:09.38 [12]	1:45.11 [11]	1:30.01 [11]	1:14.17 [12]	0:58.91 [6]	0:45.11 [3]	0:30.51 [3]	0:15.35 [7]
	(3)	M D Hurrell	4.2L (+0)	0:45.11	800-600 (0:13.80)	(0:15.47)	(0:15.10)	(0:15.84)	(0:15.26)	(0:13.80)	(0:14.60)	(0:15.16)	(0:15.35)
8	1	Mixed Faith	4:09.95	0:33.33	49.9 (600-400)	2:07.34 [2]	1:46.97 [2]	1:31.48 [2]	1:15.61 [3]	1:00.00 [4]	0:45.31 [5]	0:30.38 [4]	0:15.19 [7]
	(1)	Brad Williamson	4.2L (-28)	0:45.31	800-600 (0:14.69)	(0:15.64)	(0:15.49)	(0:15.87)	(0:15.61)	(0:14.69)	(0:14.93)	(0:15.19)	(0:15.19)
9	10	Brett's Mate	4:10.07	0:33.73	51.3 (800-600)	2:08.75 [8]	1:45.86 [7]	1:30.79 [7]	1:14.94 [8]	0:59.47 [8]	0:45.08 [6]	0:30.24 [6]	0:15.07 [9]
	(9)	K G Cameron	4.8L (+0)	0:45.08	800-600 (0:14.39)	(0:15.46)	(0:15.07)	(0:15.85)	(0:15.47)	(0:14.39)	(0:14.84)	(0:15.17)	(0:15.07)
10	8	Mad Jack	4:10.13	0:38.16	52.3 (2800-2600)	2:09.31 [11]	1:45.42 [12]	1:30.03 [13]	1:14.07 [15]	0:58.57 [15]	0:44.29 [13]	0:29.57 [10]	0:14.46 [10]
	(7)	J W Cox	5.1L (-16)	0:44.29	2800-2600 (0:14.19)	(0:15.41)	(0:15.39)	(0:15.96)	(0:15.50)	(0:14.28)	(0:14.72)	(0:15.11)	(0:14.46)

Scratched: Premium Player (#5), Nellie Doyle (#13)



NZ Metropolitan Trotting Club Inc Harness
 Race 5: AOTEA ELECTRIC HANDICAP TROT - 3200m
 11 November 2025 - 1:47PM



Weather: Overcast

Field Times (Race Tempo) 2:02.15 (0:15.60) 1:46.55 (0:15.53) 1:31.02 (0:15.86) 1:15.15 (0:15.58) 0:59.57 (0:14.44) 0:45.13 (0:14.62) 0:30.52 (0:15.15) 0:15.37 (0:15.37)

Rank	TAB#	Horse	Overall Time	First 400m	Top Speed km/h (Section)	L1600	L1400	L1200	L1000	L800	L600	L400	L200
	(BAR#)	Driver	Margin (DT-W)	Last 600m	Fastest Section (Time)	1600 - 1400	1400 - 1200	1200 - 1000	1000 - 800	800 - 600	600 - 400	400 - 200	200 - Finish
11	11	Mavis Jones	4:10.66	0:34.65	50.8 (200-0)	2:08.41 [6]	1:46.79 [5]	1:31.73 [5]	1:15.84 [4]	1:00.41 [7]	0:45.77 [12]	0:30.42 [11]	0:14.96 [11]
	(10)	B T Hope	8L (+1)	0:45.77	2600-2400 (0:14.55)	(0:15.47)	(0:15.06)	(0:15.89)	(0:15.43)	(0:14.64)	(0:15.35)	(0:15.46)	(0:14.96)
12	15	Roydon Muscle	4:10.92	0:34.72	51.3 (600-400)	2:08.88 [9]	1:46.54 [10]	1:31.14 [10]	1:15.19 [13]	0:59.67 [14]	0:45.20 [14]	0:30.32 [12]	0:15.20 [12]
	(13)	R T May	9.4L (-22)	0:45.20	800-600 (0:14.47)	(0:15.51)	(0:15.40)	(0:15.95)	(0:15.52)	(0:14.47)	(0:14.88)	(0:15.12)	(0:15.20)
13	12	Our Pinocchio	4:11.33	0:35.03	50.4 (2800-2600)	2:08.07 [4]	1:47.79 [3]	1:32.74 [3]	1:16.85 [2]	1:01.40 [3]	0:46.75 [8]	0:31.40 [13]	0:15.38 [13]
	(11)	N P Williamson	11.6L (+3)	0:46.75	2600-2400 (0:14.49)	(0:15.48)	(0:15.05)	(0:15.89)	(0:15.45)	(0:14.65)	(0:15.35)	(0:16.02)	(0:15.38)
14	16	Practical Magic	4:12.79	0:35.16	52.8 (800-600)	2:10.03 [14]	1:47.29 [14]	1:32.18 [16]	1:16.37 [16]	1:01.11 [12]	0:47.28 [15]	0:32.07 [16]	0:14.54 [14]
	(14)	J C Morrison	19.5L (+11)	0:47.28	800-600 (0:13.83)	(0:15.48)	(0:15.11)	(0:15.81)	(0:15.26)	(0:13.83)	(0:15.21)	(0:17.53)	(0:14.54)
15	18	Dreams Pat	4:14.11	0:36.01	52.2 (1000-800)	2:10.69 [16]	1:47.92 [16]	1:32.93 [12]	1:18.33 [6]	1:03.77 [2]	0:49.77 [4]	0:34.67 [15]	0:15.89 [15]
	(16)	R D Holmes	26.6L (-2)	0:49.77	800-600 (0:14.00)	(0:15.51)	(0:14.99)	(0:14.60)	(0:14.56)	(0:14.00)	(0:15.10)	(0:18.78)	(0:15.89)
16	2	Cody Banner	4:16.33	0:33.60	49.4 (400-200)	2:07.73 [3]	1:52.97 [4]	1:37.53 [4]	1:21.62 [5]	1:06.05 [16]	0:50.04 [16]	0:33.85 [14]	0:18.37 [16]
	(2)	G D Smith	38.6L (-31)	0:50.04	2600-2400 (0:15.36)	(0:15.64)	(0:15.44)	(0:15.91)	(0:15.57)	(0:16.01)	(0:16.19)	(0:15.48)	(0:18.37)

Scratched: Premium Player (#5), Nellie Doyle (#13)

- [] Position in running at each section and finish TAB# Saddle cloth number
- :-:- No data available at this section BAR# Barrier/Gate Position
- NA No data available DNF Did not finish
- DNT DNT Did not track DT-W Distance travelled compared to winner in metres

- Fastest split
- Fastest section

Horse/Jockey Name	The Present Maker/W J House
Finish Rank	1
Fastest Section Time (Section)	0:13.91 (200-0)
Top Speed [km/h] (Section)	52.0 (800-600)
Race State	Finished

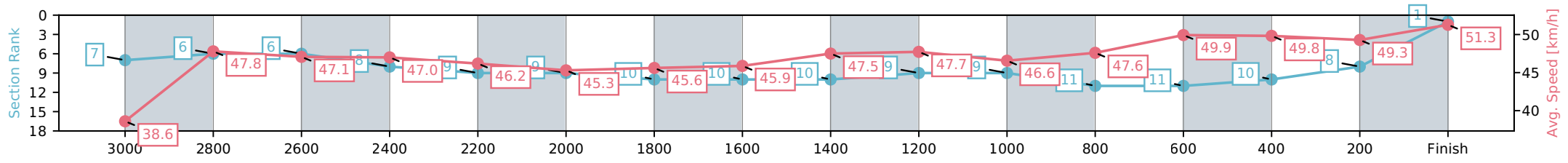


NZ Metropolitan Trotting Club Inc Harness
 Race 5: AOTEA ELECTRIC HANDICAP TROT - 3200m



11 November 2025 - 1:47PM
 Weather: Overcast

Section	Overall	L2400	L2200	L2000	L1800	L1600	L1400	L1200	L1000	L800	L600	L400	L200
Section Times	4:09.18 (1:05.03)	3:10.91 [9] (0:15.96)	2:55.47 [9] (0:16.31)	2:39.63 [10] (0:15.77)	2:24.53 [10] (0:16.00)	2:09.07 [10] (0:15.46)	1:53.07 [9] (0:15.09)	1:37.31 [9] (0:15.85)	1:20.99 [11] (0:15.44)	1:05.03 [11] (0:14.41)	0:49.77 [10] (0:14.86)	0:34.07 [8] (0:15.09)	0:18.71 [1] (0:13.91)
Average Speed [km/h]	45.1	46.2	45.3	45.6	45.9	47.5	47.7	46.6	47.6	49.9	49.8	49.3	51.3
Top Speed [km/h]	50.4	47.4	45.6	46.4	47.1	48.8	48.8	47.3	48.9	52.0	51.7	51.0	51.9
Avg. Dist. to Rail [m]	5.8	3.2	3.2	4.1	3.2	2.8	4.9	3.0	3.0	4.2	3.9	4.9	10.0



[] Ranking at each section and finish
 -:-:- No data available at this section
 NA No data available

Horse/Jockey Name	Paige/S J Tomlinson
Finish Rank	2
Fastest Section Time (Section)	0:14.26 (200-0)
Top Speed [km/h] (Section)	51.2 (600-400)
Race State	Finished

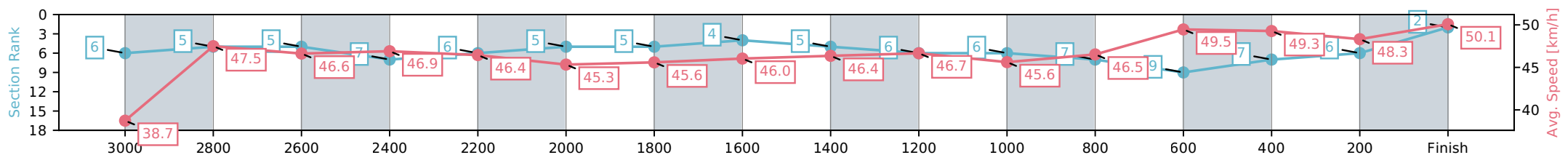


NZ Metropolitan Trotting Club Inc Harness
 Race 5: AOTEA ELECTRIC HANDICAP TROT - 3200m



11 November 2025 - 1:47PM
 Weather: Overcast

Section	Overall	L2400	L2200	L2000	L1800	L1600	L1400	L1200	L1000	L800	L600	L400	L200
Section Times	4:09.26 (1:04.87)	3:10.60 [6] (0:15.65)	2:55.03 [5] (0:15.98)	2:39.13 [5] (0:15.82)	2:23.69 [4] (0:15.72)	2:08.05 [5] (0:15.64)	1:52.32 [6] (0:15.44)	1:36.50 [6] (0:15.91)	1:20.52 [7] (0:15.56)	1:04.88 [9] (0:14.58)	0:49.53 [7] (0:14.72)	0:33.91 [6] (0:15.11)	0:18.59 [2] (0:14.26)
Average Speed [km/h]	44.9	46.4	45.3	45.6	46.0	46.4	46.7	45.6	46.5	49.5	49.3	48.3	50.1
Top Speed [km/h]	48.6	47.2	46.6	46.2	46.8	47.2	47.6	46.3	47.8	50.9	51.2	49.8	50.5
Avg. Dist. to Rail [m]	3.4	1.4	1.2	1.7	1.2	1.0	2.5	1.1	1.0	2.2	1.5	1.6	1.6



[] Ranking at each section and finish
 -:-:- No data available at this section
 NA No data available

Horse/Jockey Name	Princess Sadie/M J Williamson
Finish Rank	3
Fastest Section Time (Section)	0:13.99 (800-600)
Top Speed [km/h] (Section)	53.3 (1000-800)
Race State	Finished



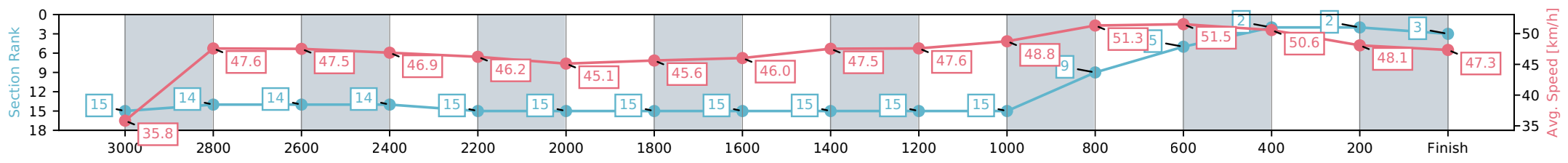
NZ Metropolitan Trotting Club Inc Harness
 Race 5: AOTEA ELECTRIC HANDICAP TROT - 3200m



11 November 2025 - 1:47PM

Weather: Overcast

Section	Overall	L2400	L2200	L2000	L1800	L1600	L1400	L1200	L1000	L800	L600	L400	L200
Section Times	4:09.36 (1:06.33)	3:10.68 [15] (0:15.92)	2:56.21 [15] (0:16.36)	2:40.94 [15] (0:15.74)	2:25.83 [15] (0:15.98)	2:10.34 [15] (0:15.50)	1:54.35 [15] (0:15.11)	1:38.62 [15] (0:15.26)	1:22.25 [9] (0:14.47)	1:06.33 [5] (0:13.99)	0:51.03 [2] (0:14.53)	0:35.51 [2] (0:15.08)	0:20.12 [3] (0:15.09)
Average Speed [km/h]	44.5	46.2	45.1	45.6	46.0	47.5	47.6	48.8	51.3	51.5	50.6	48.1	47.3
Top Speed [km/h]	49.0	48.2	46.4	46.8	47.5	49.1	49.3	52.9	53.3	52.1	51.8	49.7	48.3
Avg. Dist. to Rail [m]	5.7	3.2	3.2	4.5	3.5	3.0	5.1	3.7	4.8	5.6	3.8	1.2	5.0



[] Ranking at each section and finish
 -:-:- No data available at this section
 NA No data available

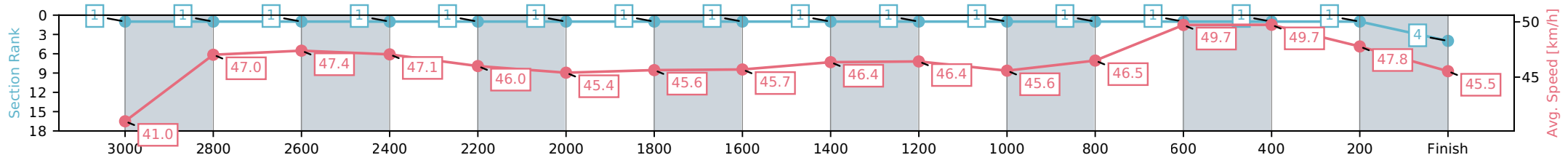
Horse/Jockey Name	Ready Set Jet/R J Butt
Finish Rank	4
Fastest Section Time (Section)	0:14.44 (800-600)
Top Speed [km/h] (Section)	51.5 (3200-3000)
Race State	Finished



NZ Metropolitan Trotting Club Inc Harness
 Race 5: AOTEA ELECTRIC HANDICAP TROT - 3200m
 11 November 2025 - 1:47PM
 Weather: Overcast



Section	Overall	L2400	L2200	L2000	L1800	L1600	L1400	L1200	L1000	L800	L600	L400	L200
Section Times	4:09.47 (1:03.72)	3:09.61 [1] (0:15.73)	2:54.03 [1] (0:15.97)	2:38.16 [1] (0:15.79)	2:22.63 [1] (0:15.82)	2:07.03 [1] (0:15.60)	1:51.21 [1] (0:15.53)	1:35.42 [1] (0:15.86)	1:19.45 [1] (0:15.58)	1:03.73 [1] (0:14.44)	0:48.44 [1] (0:14.62)	0:33.08 [1] (0:15.15)	0:17.61 [4] (0:15.66)
Average Speed [km/h]	45.6	46.0	45.4	45.6	45.7	46.4	46.4	45.6	46.5	49.7	49.7	47.8	45.5
Top Speed [km/h]	51.5	46.8	46.6	46.0	46.3	47.1	47.3	46.1	48.7	50.6	50.6	49.0	46.1
Avg. Dist. to Rail [m]	3.2	1.0	0.8	1.0	0.9	0.8	2.0	0.7	0.7	1.3	1.3	1.2	3.3



[] Ranking at each section and finish
 -:-:- No data available at this section
 NA No data available

Horse/Jockey Name	Cormoran Strike/R D Close
Finish Rank	5
Fastest Section Time (Section)	0:14.29 (200-0)
Top Speed [km/h] (Section)	51.3 (200-0)
Race State	Finished



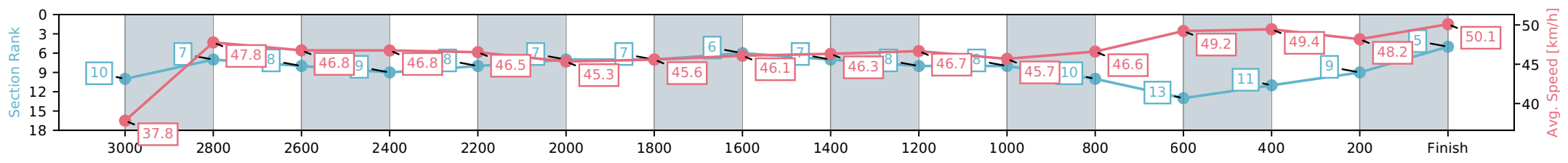
NZ Metropolitan Trotting Club Inc Harness
 Race 5: AOTEA ELECTRIC HANDICAP TROT - 3200m



11 November 2025 - 1:47PM

Weather: Overcast

Section	Overall	L2400	L2200	L2000	L1800	L1600	L1400	L1200	L1000	L800	L600	L400	L200
Section Times	4:09.61 (1:05.19)	3:10.91 [8] (0:15.66)	2:55.36 [7] (0:15.98)	2:39.44 [7] (0:15.82)	2:24.00 [6] (0:15.72)	2:08.38 [7] (0:15.63)	1:52.66 [8] (0:15.44)	1:36.84 [8] (0:15.92)	1:20.86 [10] (0:15.54)	1:05.20 [13] (0:14.62)	0:49.86 [11] (0:14.69)	0:34.25 [9] (0:15.11)	0:19.04 [5] (0:14.29)
Average Speed [km/h]	44.8	46.5	45.3	45.6	46.1	46.3	46.7	45.7	46.6	49.2	49.4	48.2	50.1
Top Speed [km/h]	49.9	47.2	46.6	46.2	47.0	47.4	47.6	46.5	47.9	50.6	50.6	50.0	51.3
Avg. Dist. to Rail [m]	3.1	1.4	1.3	2.0	1.5	1.1	2.7	1.1	1.1	2.5	1.6	1.6	2.8



[] Ranking at each section and finish
 -:-:- No data available at this section
 NA No data available

Horse/Jockey Name	Muscle Sass/S E O'Reilly
Finish Rank	6
Fastest Section Time (Section)	0:13.82 (800-600)
Top Speed [km/h] (Section)	52.6 (800-600)
Race State	Finished



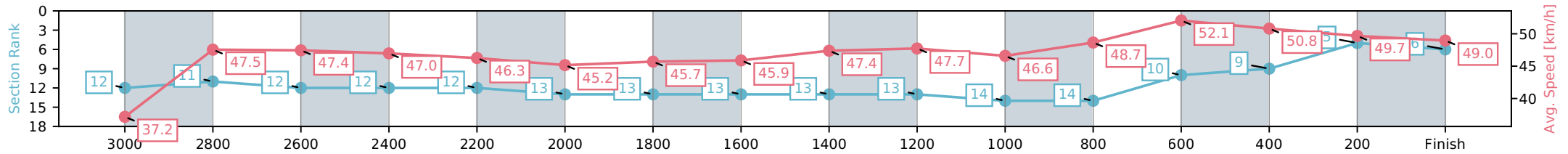
NZ Metropolitan Trotting Club Inc Harness
 Race 5: AOTEA ELECTRIC HANDICAP TROT - 3200m



11 November 2025 - 1:47PM

Weather: Overcast

Section	Overall	L2400	L2200	L2000	L1800	L1600	L1400	L1200	L1000	L800	L600	L400	L200
Section Times	4:09.66 (1:05.71)	3:11.38 [12] (0:15.92)	2:56.12 [13] (0:16.34)	2:40.32 [13] (0:15.75)	2:25.20 [13] (0:16.00)	2:09.72 [13] (0:15.47)	1:53.72 [13] (0:15.12)	1:37.98 [14] (0:15.81)	1:21.63 [14] (0:15.25)	1:05.71 [10] (0:13.82)	0:50.40 [9] (0:14.78)	0:34.86 [5] (0:15.03)	0:19.39 [6] (0:14.66)
Average Speed [km/h]	44.8	46.3	45.2	45.7	45.9	47.4	47.7	46.6	48.7	52.1	50.8	49.7	49.0
Top Speed [km/h]	49.6	47.6	45.7	46.6	47.2	48.8	48.8	47.2	51.3	52.6	52.2	50.3	49.4
Avg. Dist. to Rail [m]	4.9	3.2	3.4	4.3	3.3	2.8	5.0	2.9	4.1	6.2	5.9	5.6	8.4



- [] Ranking at each section and finish
- :-:- No data available at this section
- NA No data available

Horse/Jockey Name	Lil Whip/M D Hurrell
Finish Rank	7
Fastest Section Time (Section)	0:13.80 (800-600)
Top Speed [km/h] (Section)	52.5 (800-600)
Race State	Finished



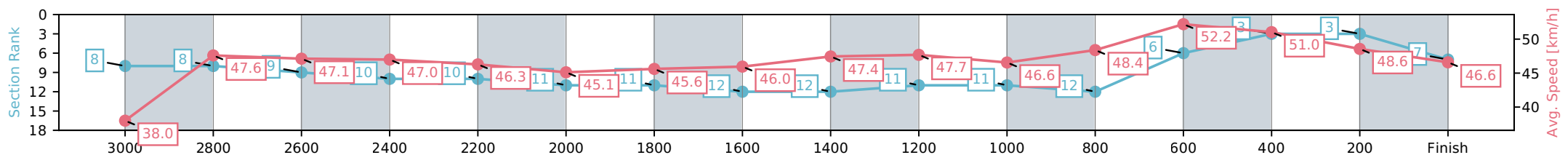
NZ Metropolitan Trotting Club Inc Harness
 Race 5: AOTEA ELECTRIC HANDICAP TROT - 3200m



11 November 2025 - 1:47PM

Weather: Overcast

Section	Overall	L2400	L2200	L2000	L1800	L1600	L1400	L1200	L1000	L800	L600	L400	L200
Section Times	4:09.95 (1:05.34)	3:11.05 [10] (0:15.96)	2:55.78 [11] (0:16.32)	2:39.94 [11] (0:15.77)	2:24.85 [12] (0:15.98)	2:09.38 [12] (0:15.47)	1:53.39 [11] (0:15.10)	1:37.62 [11] (0:15.84)	1:21.31 [12] (0:15.26)	1:05.34 [6] (0:13.80)	0:50.08 [3] (0:14.60)	0:34.38 [3] (0:15.16)	0:18.95 [7] (0:15.35)
Average Speed [km/h]	44.9	46.3	45.1	45.6	46.0	47.4	47.7	46.6	48.4	52.2	51.0	48.6	46.6
Top Speed [km/h]	49.0	47.4	45.8	46.5	47.2	49.0	49.0	47.0	51.3	52.5	52.1	49.2	47.9
Avg. Dist. to Rail [m]	4.3	3.2	3.3	4.2	3.2	2.8	4.9	2.9	3.7	6.3	5.2	3.2	6.5



[] Ranking at each section and finish
 -:-:- No data available at this section
 NA No data available

Horse/Jockey Name	Mixed Faith/Brad Williamson
Finish Rank	8
Fastest Section Time (Section)	0:14.69 (800-600)
Top Speed [km/h] (Section)	49.9 (600-400)
Race State	Finished



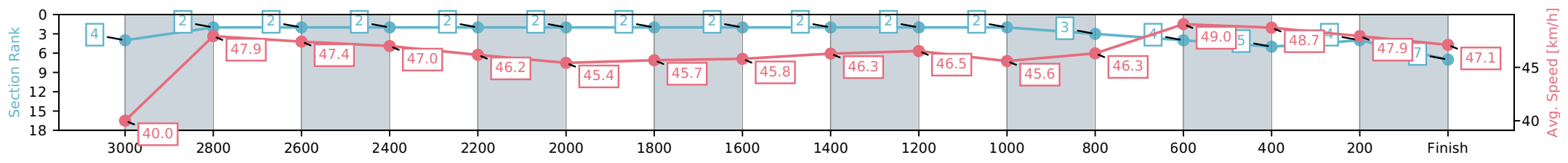
NZ Metropolitan Trotting Club Inc Harness
 Race 5: AOTEA ELECTRIC HANDICAP TROT - 3200m



11 November 2025 - 1:47PM

Weather: Overcast

Section	Overall	L2400	L2200	L2000	L1800	L1600	L1400	L1200	L1000	L800	L600	L400	L200
Section Times	4:09.95 (1:04.08)	3:09.95 [2] (0:15.72)	2:54.35 [2] (0:15.94)	2:38.47 [2] (0:15.81)	2:22.99 [2] (0:15.79)	2:07.34 [2] (0:15.64)	1:51.56 [2] (0:15.49)	1:35.75 [2] (0:15.87)	1:19.80 [3] (0:15.61)	1:04.08 [4] (0:14.69)	0:48.78 [5] (0:14.93)	0:33.34 [4] (0:15.19)	0:17.98 [7] (0:15.19)
Average Speed [km/h]	45.6	46.2	45.4	45.7	45.8	46.3	46.5	45.6	46.3	49.0	48.7	47.9	47.1
Top Speed [km/h]	49.3	47.3	46.6	46.1	46.6	46.7	47.3	46.2	47.6	49.4	49.9	48.6	47.9
Avg. Dist. to Rail [m]	3.6	1.3	1.0	1.5	1.2	0.9	2.4	0.9	0.8	2.0	1.6	1.8	4.9



[] Ranking at each section and finish
 -:-:- No data available at this section
 NA No data available

Horse/Jockey Name	Brett's Mate/K G Cameron
Finish Rank	9
Fastest Section Time (Section)	0:14.39 (800-600)
Top Speed [km/h] (Section)	51.3 (800-600)
Race State	Finished



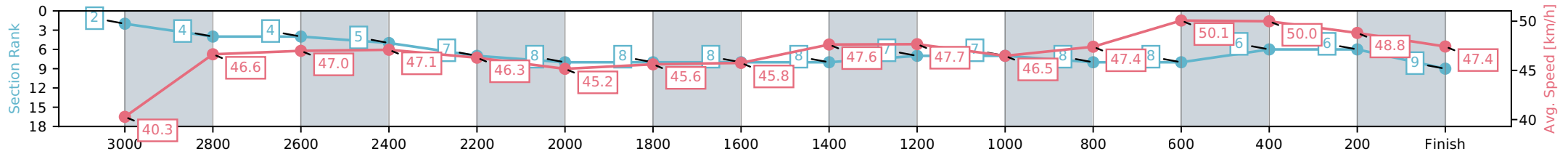
NZ Metropolitan Trotting Club Inc Harness
 Race 5: AOTEA ELECTRIC HANDICAP TROT - 3200m



11 November 2025 - 1:47PM

Weather: Overcast

Section	Overall	L2400	L2200	L2000	L1800	L1600	L1400	L1200	L1000	L800	L600	L400	L200
Section Times	4:10.07 (1:04.69)	3:10.60 [7] (0:15.96)	2:55.14 [8] (0:16.31)	2:39.29 [8] (0:15.77)	2:24.21 [8] (0:16.02)	2:08.75 [8] (0:15.46)	1:52.73 [7] (0:15.07)	1:36.97 [7] (0:15.85)	1:20.66 [8] (0:15.47)	1:04.70 [8] (0:14.39)	0:49.45 [6] (0:14.84)	0:33.73 [6] (0:15.17)	0:17.91 [9] (0:15.07)
Average Speed [km/h]	45.2	46.3	45.2	45.6	45.8	47.6	47.7	46.5	47.4	50.1	50.0	48.8	47.4
Top Speed [km/h]	50.8	47.5	45.7	46.3	46.7	48.8	48.8	47.1	48.9	51.3	51.1	49.3	48.8
Avg. Dist. to Rail [m]	6.5	3.1	3.2	4.0	3.2	2.8	4.9	2.9	2.9	4.5	4.4	3.8	7.4



- [] Ranking at each section and finish
- :-:- No data available at this section
- NA No data available

Horse/Jockey Name	Mad Jack/J W Cox
Finish Rank	10
Fastest Section Time (Section)	0:14.19 (2800-2600)
Top Speed [km/h] (Section)	52.3 (2800-2600)
Race State	Finished



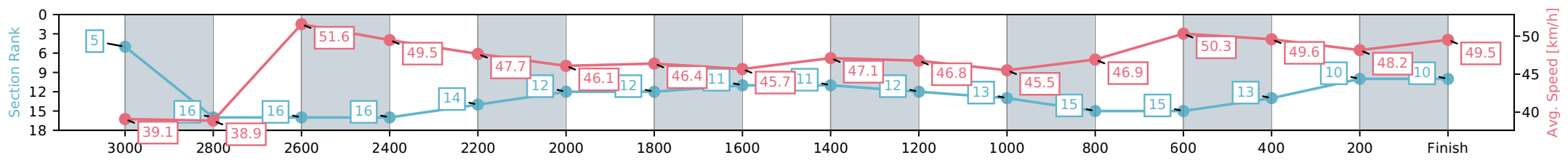
NZ Metropolitan Trotting Club Inc Harness
 Race 5: AOTEA ELECTRIC HANDICAP TROT - 3200m



11 November 2025 - 1:47PM

Weather: Overcast

Section	Overall	L2400	L2200	L2000	L1800	L1600	L1400	L1200	L1000	L800	L600	L400	L200
Section Times	4:10.13 (1:06.89)	3:11.56 [14] (0:15.21)	2:56.07 [12] (0:15.81)	2:40.11 [12] (0:15.51)	2:24.71 [11] (0:15.88)	2:09.31 [11] (0:15.41)	1:53.42 [12] (0:15.39)	1:37.91 [13] (0:15.96)	1:22.10 [15] (0:15.50)	1:06.89 [15] (0:14.28)	0:52.35 [13] (0:14.72)	0:38.16 [10] (0:15.11)	0:18.40 [10] (0:14.46)
Average Speed [km/h]	44.8	47.7	46.1	46.4	45.7	47.1	46.8	45.5	46.9	50.3	49.6	48.2	49.5
Top Speed [km/h]	52.3	49.5	46.9	47.0	46.7	48.0	48.0	46.3	48.7	51.1	50.7	50.5	50.7
Avg. Dist. to Rail [m]	7.0	1.3	1.6	2.4	1.4	1.2	2.7	1.2	1.6	2.7	1.9	1.9	3.3



[] Ranking at each section and finish
 -:-:- No data available at this section
 NA No data available

Horse/Jockey Name	Mavis Jones/B T Hope
Finish Rank	11
Fastest Section Time (Section)	0:14.55 (2600-2400)
Top Speed [km/h] (Section)	50.8 (200-0)
Race State	Finished



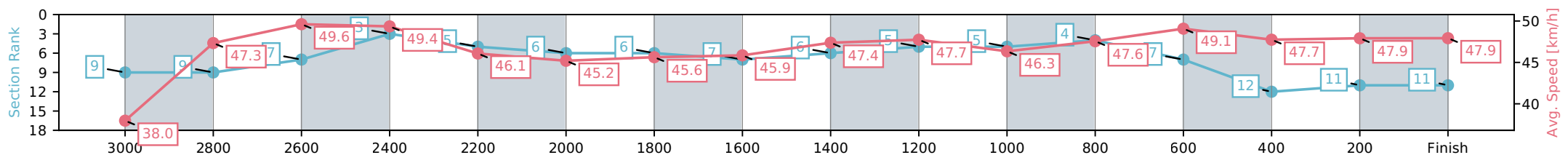
NZ Metropolitan Trotting Club Inc Harness
 Race 5: AOTEA ELECTRIC HANDICAP TROT - 3200m



11 November 2025 - 1:47PM

Weather: Overcast

Section	Overall	L2400	L2200	L2000	L1800	L1600	L1400	L1200	L1000	L800	L600	L400	L200
Section Times	4:10.66 (1:04.33)	3:10.26 [5] (0:15.98)	2:54.82 [6] (0:16.31)	2:38.94 [6] (0:15.79)	2:23.87 [7] (0:15.99)	2:08.41 [6] (0:15.47)	1:52.41 [5] (0:15.06)	1:36.62 [5] (0:15.89)	1:20.32 [4] (0:15.43)	1:04.33 [7] (0:14.64)	0:49.79 [12] (0:15.35)	0:34.66 [11] (0:15.46)	0:18.99 [11] (0:14.96)
Average Speed [km/h]	46.1	46.1	45.2	45.6	45.9	47.4	47.7	46.3	47.6	49.1	47.7	47.9	47.9
Top Speed [km/h]	50.2	47.5	45.8	46.3	46.7	48.5	48.7	47.0	49.0	49.6	48.8	50.7	50.8
Avg. Dist. to Rail [m]	7.7	2.9	3.2	3.8	3.0	2.6	4.7	2.7	2.7	3.5	2.9	4.5	8.1



[] Ranking at each section and finish
 -:-:- No data available at this section
 NA No data available

Horse/Jockey Name	Roydon Muscle/R T May
Finish Rank	12
Fastest Section Time (Section)	0:14.47 (800-600)
Top Speed [km/h] (Section)	51.3 (600-400)
Race State	Finished



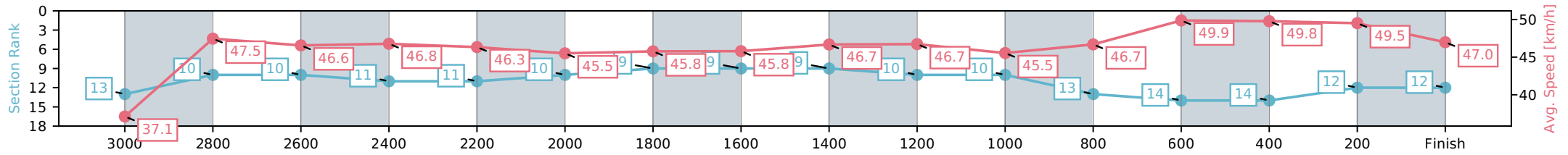
NZ Metropolitan Trotting Club Inc Harness
 Race 5: AOTEA ELECTRIC HANDICAP TROT - 3200m



11 November 2025 - 1:47PM

Weather: Overcast

Section	Overall	L2400	L2200	L2000	L1800	L1600	L1400	L1200	L1000	L800	L600	L400	L200
Section Times	4:10.92 (1:05.65)	3:11.26 [11] (0:15.72)	2:55.73 [10] (0:15.94)	2:39.79 [9] (0:15.74)	2:24.38 [9] (0:15.82)	2:08.88 [9] (0:15.51)	1:53.06 [10] (0:15.40)	1:37.32 [10] (0:15.95)	1:21.37 [13] (0:15.52)	1:05.65 [14] (0:14.47)	0:50.29 [14] (0:14.88)	0:34.72 [12] (0:15.12)	0:19.40 [12] (0:15.20)
Average Speed [km/h]	44.5	46.3	45.5	45.8	45.8	46.7	46.7	45.5	46.7	49.9	49.8	49.5	47.0
Top Speed [km/h]	49.2	47.1	46.5	46.4	46.7	48.0	47.9	46.2	48.5	51.2	51.3	50.8	50.0
Avg. Dist. to Rail [m]	3.3	1.4	1.3	2.1	1.5	1.0	2.7	1.1	1.5	4.1	4.0	6.1	10.3



[] Ranking at each section and finish
 -:-:- No data available at this section
 NA No data available

Horse/Jockey Name	Our Pinocchio/N P Williamson
Finish Rank	13
Fastest Section Time (Section)	0:14.49 (2600-2400)
Top Speed [km/h] (Section)	50.4 (2800-2600)
Race State	Finished



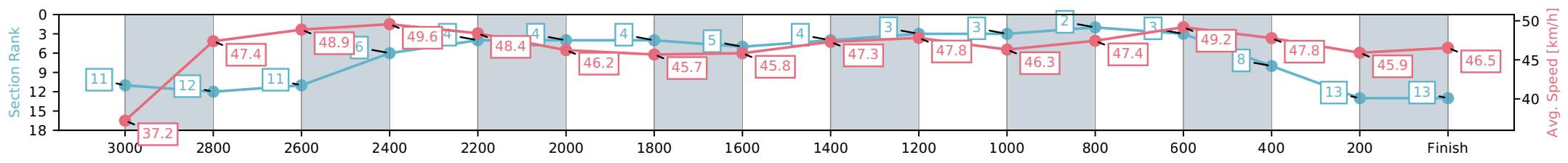
NZ Metropolitan Trotting Club Inc Harness
 Race 5: AOTEA ELECTRIC HANDICAP TROT - 3200m



11 November 2025 - 1:47PM

Weather: Overcast

Section	Overall	L2400	L2200	L2000	L1800	L1600	L1400	L1200	L1000	L800	L600	L400	L200
Section Times	4:11.33 (1:04.84)	3:09.94 [4] (0:15.44)	2:54.49 [4] (0:16.01)	2:38.60 [4] (0:15.78)	2:23.54 [5] (0:15.99)	2:08.07 [4] (0:15.48)	1:52.08 [3] (0:15.05)	1:36.29 [3] (0:15.89)	1:20.29 [2] (0:15.45)	1:04.84 [3] (0:14.65)	0:50.35 [8] (0:15.35)	0:35.03 [13] (0:16.02)	0:19.34 [13] (0:15.38)
Average Speed [km/h]	45.8	48.4	46.2	45.7	45.8	47.3	47.8	46.3	47.4	49.2	47.8	45.9	46.5
Top Speed [km/h]	50.4	49.5	48.2	46.3	46.7	48.7	48.7	47.2	48.7	49.5	48.7	47.3	47.4
Avg. Dist. to Rail [m]	8.8	4.9	4.0	3.8	3.0	2.6	4.9	2.8	2.6	3.5	2.9	3.5	7.0



[] Ranking at each section and finish
 -:-:- No data available at this section
 NA No data available

Horse/Jockey Name	Practical Magic/J C Morrison
Finish Rank	14
Fastest Section Time (Section)	0:13.83 (800-600)
Top Speed [km/h] (Section)	52.8 (800-600)
Race State	Finished



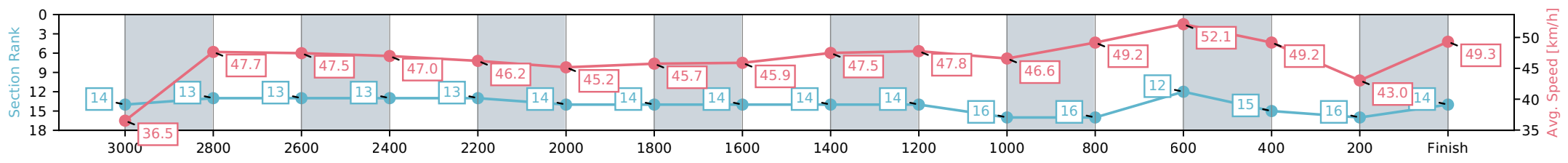
NZ Metropolitan Trotting Club Inc Harness
 Race 5: AOTEA ELECTRIC HANDICAP TROT - 3200m



11 November 2025 - 1:47PM

Weather: Overcast

Section	Overall	L2400	L2200	L2000	L1800	L1600	L1400	L1200	L1000	L800	L600	L400	L200
Section Times	4:12.79 (1:06.01)	3:11.68 [13] (0:15.92)	2:56.43 [14] (0:16.34)	2:40.62 [14] (0:15.74)	2:25.51 [14] (0:16.01)	2:10.03 [14] (0:15.48)	1:54.02 [14] (0:15.11)	1:38.28 [16] (0:15.81)	1:21.93 [16] (0:15.26)	1:06.01 [12] (0:13.83)	0:50.70 [15] (0:15.21)	0:35.16 [16] (0:17.53)	0:19.74 [14] (0:14.54)
Average Speed [km/h]	44.7	46.2	45.2	45.7	45.9	47.5	47.8	46.6	49.2	52.1	49.2	43.0	49.3
Top Speed [km/h]	49.8	47.8	46.0	46.6	47.3	48.8	49.0	47.4	50.7	52.8	52.4	48.5	50.0
Avg. Dist. to Rail [m]	5.4	3.1	3.4	4.4	3.4	3.1	5.2	2.9	5.5	6.5	5.5	7.2	10.1



[] Ranking at each section and finish
 -:-:- No data available at this section
 NA No data available

Horse/Jockey Name	Dreams Pat/R D Holmes
Finish Rank	15
Fastest Section Time (Section)	0:14.00 (800-600)
Top Speed [km/h] (Section)	52.2 (1000-800)
Race State	Finished

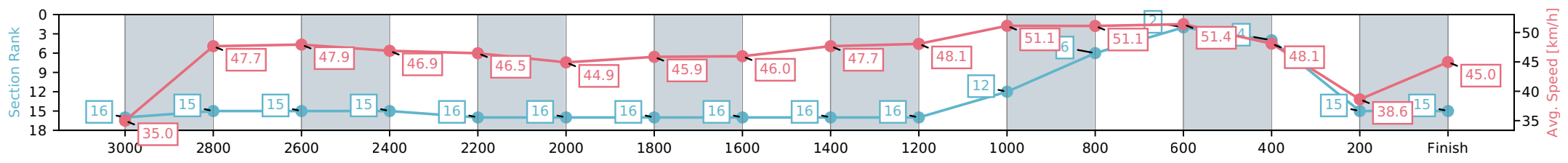


NZ Metropolitan Trotting Club Inc Harness
 Race 5: AOTEA ELECTRIC HANDICAP TROT - 3200m



11 November 2025 - 1:47PM
 Weather: Overcast

Section	Overall	L2400	L2200	L2000	L1800	L1600	L1400	L1200	L1000	L800	L600	L400	L200
Section Times	4:14.11 (1:06.69)	3:10.34 [16] (0:15.92)	2:55.79 [16] (0:16.37)	2:41.18 [16] (0:15.72)	2:26.19 [16] (0:15.98)	2:10.69 [16] (0:15.51)	1:54.71 [16] (0:14.99)	1:38.98 [12] (0:14.60)	1:22.61 [6] (0:14.56)	1:06.70 [2] (0:14.00)	0:51.39 [4] (0:15.10)	0:36.02 [15] (0:18.78)	0:20.62 [15] (0:15.89)
Average Speed [km/h]	44.4	46.5	44.9	45.9	46.0	47.7	48.1	51.1	51.1	51.4	48.1	38.6	45.0
Top Speed [km/h]	49.7	48.9	46.5	47.0	48.0	49.1	49.4	51.9	52.2	51.7	50.3	42.9	46.0
Avg. Dist. to Rail [m]	6.0	3.4	3.2	4.9	3.7	3.6	5.7	4.6	4.8	5.7	2.0	1.8	5.3



[] Ranking at each section and finish
 -:-:- No data available at this section
 NA No data available

Horse/Jockey Name	Cody Banner/G D Smith
Finish Rank	16
Fastest Section Time (Section)	0:15.36 (2600-2400)
Top Speed [km/h] (Section)	49.4 (400-200)
Race State	Finished



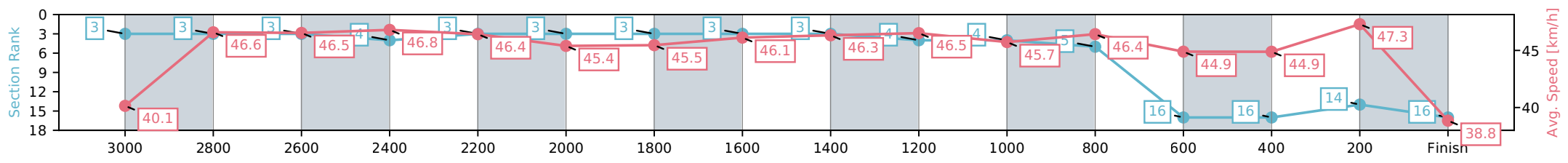
NZ Metropolitan Trotting Club Inc Harness
 Race 5: AOTEA ELECTRIC HANDICAP TROT - 3200m



11 November 2025 - 1:47PM

Weather: Overcast

Section	Overall	L2400	L2200	L2000	L1800	L1600	L1400	L1200	L1000	L800	L600	L400	L200
Section Times	4:16.33 (1:04.57)	3:10.28 [3] (0:15.62)	2:54.71 [3] (0:15.99)	2:38.80 [3] (0:15.82)	2:23.37 [3] (0:15.72)	2:07.73 [3] (0:15.64)	1:52.00 [4] (0:15.44)	1:36.19 [4] (0:15.91)	1:20.20 [5] (0:15.57)	1:04.58 [16] (0:16.01)	0:49.22 [16] (0:16.19)	0:33.61 [14] (0:15.48)	0:17.97 [16] (0:18.37)
Average Speed [km/h]	45.0	46.4	45.4	45.5	46.1	46.3	46.5	45.7	46.4	44.9	44.9	47.3	38.8
Top Speed [km/h]	48.3	47.1	46.5	46.1	46.7	46.9	47.5	46.2	47.6	48.7	48.9	49.4	44.6
Avg. Dist. to Rail [m]	2.6	1.3	1.1	1.5	1.1	0.9	2.3	1.1	0.9	1.0	1.0	3.6	7.9



[] Ranking at each section and finish
 -:-:- No data available at this section
 NA No data available