



NZ Metropolitan Trotting Club Inc Harness  
 Race 6: TAB JUNIOR FREE-FOR-ALL (MOBILE PACE) (Gr2) - 2600m  
 11 November 2025 - 2:12PM



Weather: Overcast

Field Times (Race Tempo) 3:09.08 (0:12.14) 2:56.94 (0:13.77) 2:43.17 (0:15.03) 2:28.14 (0:15.31) 2:12.82 (0:14.48) 1:58.34 (0:15.51) 1:42.84 (0:15.36) 1:27.47 (0:14.11)

Rank	TAB#	Horse	Overall Time	First 400m	Top Speed km/h (Section)	L2600	L2400	L2200	L2000	L1800	L1600	L1400	L1200
	(BAR#)	Driver	Margin (DT-W)	Last 600m	Fastest Section (Time)	Start - 2400	2400 - 2200	2200 - 2000	2000 - 1800	1800 - 1600	1600 - 1400	1400 - 1200	1200 - 1000
1	2	Franco Sinatra	3:09.08	0:26.30	57.8 (2600-2400)	3:09.08	2:56.89 [4]	2:42.78 [4]	2:27.63 [5]	2:12.16 [5]	1:57.44 [5]	1:42.15 [5]	1:26.90 [5]
	(2)	C J Dalgety		0:42.91	2600-2400 (0:12.19)	(0:12.19)	(0:14.11)	(0:15.15)	(0:15.47)	(0:14.72)	(0:15.29)	(0:15.25)	(0:14.32)
2	9	Hadron Collider	3:09.17	0:27.58	54.4 (1200-1000)	3:09.17	2:55.93 [8]	2:41.59 [9]	2:26.77 [9]	2:11.60 [9]	1:56.85 [9]	1:41.62 [1]	1:27.57 [1]
	(9)	B N Orange	0.5L (-3)	0:43.53	2600-2400 (0:13.24)	(0:13.24)	(0:14.34)	(0:14.82)	(0:15.17)	(0:14.75)	(0:15.23)	(0:14.05)	(0:14.11)
3	4	Smoke On The Water	3:09.82	0:27.18	53.6 (2400-2200)	3:09.82	2:56.55 [7]	2:42.64 [8]	2:27.73 [7]	2:12.56 [7]	1:57.85 [7]	1:42.57 [7]	1:27.30 [7]
	(4)	M J Williamson	4L (+2)	0:43.34	2600-2400 (0:13.27)	(0:13.27)	(0:13.91)	(0:14.91)	(0:15.17)	(0:14.71)	(0:15.28)	(0:15.27)	(0:14.27)
4	3	Built For Glory	3:09.95	0:26.80	54.8 (2600-2400)	3:09.95	2:56.98 [6]	2:43.15 [5]	2:28.28 [6]	2:12.91 [6]	1:58.19 [6]	1:42.78 [8]	1:27.30 [8]
	(3)	T M Williams	4.7L (-17)	0:43.08	2600-2400 (0:12.97)	(0:12.97)	(0:13.83)	(0:14.87)	(0:15.37)	(0:14.72)	(0:15.41)	(0:15.48)	(0:14.35)
5	1	Wag Star	3:09.95	0:25.91	58.1 (2600-2400)	3:09.95	2:57.80 [1]	2:44.04 [1]	2:29.01 [2]	2:13.61 [2]	1:58.91 [2]	1:43.39 [4]	1:27.99 [4]
	(1)	C R Ferguson	4.7L (-21)	0:43.71	2600-2400 (0:12.15)	(0:12.15)	(0:13.76)	(0:15.03)	(0:15.40)	(0:14.70)	(0:15.52)	(0:15.40)	(0:14.38)
6	10	The Surfer	3:10.07	0:26.23	57.6 (2600-2400)	3:10.07	2:57.54 [3]	2:43.84 [3]	2:28.77 [4]	2:13.38 [4]	1:58.66 [4]	1:43.21 [6]	1:27.78 [6]
	(10)	S J Ottley	5.4L (-23)	0:43.54	2600-2400 (0:12.53)	(0:12.53)	(0:13.70)	(0:15.07)	(0:15.39)	(0:14.72)	(0:15.45)	(0:15.43)	(0:14.37)
7	8	Macandrew Aviator	3:10.13	0:28.18	54.0 (2200-2000)	3:10.13	2:56.78 [11]	2:41.95 [11]	2:27.41 [11]	2:12.25 [11]	1:57.47 [11]	1:42.25 [9]	1:27.26 [9]
	(8)	N P Williamson	5.7L (+10)	0:43.36	2600-2400 (0:13.35)	(0:13.35)	(0:14.83)	(0:14.54)	(0:15.16)	(0:14.78)	(0:15.22)	(0:14.99)	(0:14.19)
8	11	Chase A Dream	3:10.15	0:26.68	57.0 (2600-2400)	3:10.15	2:57.48 [5]	2:43.47 [6]	2:28.36 [1]	2:13.90 [1]	1:59.42 [1]	1:43.91 [2]	1:28.51 [2]
	(11)	Mark Purdon	5.8L (-16)	0:44.21	2600-2400 (0:12.67)	(0:12.67)	(0:14.01)	(0:15.11)	(0:14.46)	(0:14.48)	(0:15.51)	(0:15.40)	(0:14.42)
9	6	Double Time	3:10.37	0:27.95	53.6 (2600-2400)	3:10.37	2:56.99 [10]	2:42.42 [10]	2:27.86 [10]	2:12.65 [10]	1:57.94 [10]	1:42.58 [11]	1:27.06 [11]
	(6)	John R Dunn	7L (-12)	0:43.18	2600-2400 (0:13.38)	(0:13.38)	(0:14.57)	(0:14.56)	(0:15.21)	(0:14.71)	(0:15.36)	(0:15.52)	(0:14.35)
10	5	Lakelsa	3:10.75	0:27.59	54.4 (2400-2200)	3:10.75	2:57.39 [9]	2:43.16 [7]	2:28.69 [8]	2:13.40 [8]	1:58.69 [8]	1:43.29 [10]	1:27.81 [10]
	(5)	R D Close	9.1L (-6)	0:43.67	2600-2400 (0:13.36)	(0:13.36)	(0:14.23)	(0:14.47)	(0:15.29)	(0:14.71)	(0:15.40)	(0:15.48)	(0:14.42)

[ ] Position in running at each section and finish  
 TAB# Saddle cloth number  
 -:-:- No data available at this section  
 BAR# Barrier/Gate Position  
 NA No data available  
 DNF Did not finish  
 DNT DNT Did not track  
 DT-W Distance travelled compared to winner in metres

Fastest split  
 Fastest section



NZ Metropolitan Trotting Club Inc Harness  
 Race 6: TAB JUNIOR FREE-FOR-ALL (MOBILE PACE) (Gr2) - 2600m  
 11 November 2025 - 2:12PM



Weather: Overcast

Field Times (Race Tempo) 3:09.08 (0:12.14) 2:56.94 (0:13.77) 2:43.17 (0:15.03) 2:28.14 (0:15.31) 2:12.82 (0:14.48) 1:58.34 (0:15.51) 1:42.84 (0:15.36) 1:27.47 (0:14.11)

Rank	TAB#	Horse	Overall Time	First 400m	Top Speed km/h (Section)	L2600	L2400	L2200	L2000	L1800	L1600	L1400	L1200
	(BAR#)	Driver	Margin (DT-W)	Last 600m	Fastest Section (Time)	Start - 2400	2400 - 2200	2200 - 2000	2000 - 1800	1800 - 1600	1600 - 1400	1400 - 1200	1200 - 1000
11	7	Renegade	3:10.80	0:26.01	58.1 (2600-2400)	3:10.80	2:58.66 [2]	2:44.79 [2]	2:29.66 [3]	2:14.21 [3]	1:59.48 [3]	1:44.19 [3]	1:28.94 [3]
	(7)	R J Butt	9.3L (-1)	0:44.93	2600-2400 (0:12.14)	(0:12.14)	(0:13.87)	(0:15.13)	(0:15.45)	(0:14.73)	(0:15.29)	(0:15.25)	(0:14.35)

- [ ] Position in running at each section and finish
- [-:-:-] No data available at this section
- NA No data available
- DNT DNT Did not track
- TAB# Saddle cloth number
- BAR# Barrier/Gate Position
- DNF Did not finish
- DT-W Distance travelled compared to winner in metres

- Fastest split
- Fastest section



NZ Metropolitan Trotting Club Inc Harness  
 Race 6: TAB JUNIOR FREE-FOR-ALL (MOBILE PACE) (Gr2) - 2600m  
 11 November 2025 - 2:12PM



Weather: Overcast

Field Times                      1:13.36    0:58.22    0:43.44    0:28.63    0:14.33  
 (Race Tempo)                    (0:15.14)   (0:14.78)   (0:14.81)   (0:14.30)   (0:14.33)

Rank	TAB#	Horse	Overall Time	First 400m	Top Speed km/h (Section)	L1000	L800	L600	L400	L200			
	(BAR#)	Driver	Margin (DT-W)	Last 600m	Fastest Section (Time)	1000 - 800	800 - 600	600 - 400	400 - 200	200 - Finish			
1	2	Franco Sinatra	3:09.08	0:26.30	57.8 (2600-2400)	1:11.65 [4]	0:57.71 [4]	0:42.91 [4]	0:28.12 [2]	0:14.01 [1]			
	(2)	C J Dalgety		0:42.91	2600-2400 (0:12.19)	(0:14.87)	(0:14.80)	(0:14.79)	(0:14.11)	(0:14.01)			
2	9	Hadron Collider	3:09.17	0:27.58	54.4 (1200-1000)	1:12.32 [1]	0:58.32 [1]	0:43.53 [1]	0:28.73 [1]	0:14.43 [2]			
	(9)	B N Orange	0.5L (-3)	0:43.53	2600-2400 (0:13.24)	(0:15.14)	(0:14.79)	(0:14.80)	(0:14.30)	(0:14.43)			
3	4	Smoke On The Water	3:09.82	0:27.18	53.6 (2400-2200)	1:11.97 [6]	0:58.14 [6]	0:43.34 [6]	0:28.56 [6]	0:14.31 [3]			
	(4)	M J Williamson	4L (+2)	0:43.34	2600-2400 (0:13.27)	(0:14.89)	(0:14.80)	(0:14.78)	(0:14.25)	(0:14.31)			
4	3	Built For Glory	3:09.95	0:26.80	54.8 (2600-2400)	1:11.76 [9]	0:57.89 [9]	0:43.08 [9]	0:28.29 [9]	0:14.15 [4]			
	(3)	T M Williams	4.7L (-17)	0:43.08	2600-2400 (0:12.97)	(0:15.06)	(0:14.81)	(0:14.79)	(0:14.14)	(0:14.15)			
5	1	Wag Star	3:09.95	0:25.91	58.1 (2600-2400)	1:11.04 [5]	0:58.51 [5]	0:43.71 [5]	0:28.89 [4]	0:14.51 [4]			
	(1)	C R Ferguson	4.7L (-21)	0:43.71	2600-2400 (0:12.15)	(0:15.10)	(0:14.80)	(0:14.82)	(0:14.38)	(0:14.51)			
6	10	The Surfer	3:10.07	0:26.23	57.6 (2600-2400)	1:11.41 [7]	0:58.33 [7]	0:43.54 [7]	0:28.72 [8]	0:14.30 [6]			
	(10)	S J Ottley	5.4L (-23)	0:43.54	2600-2400 (0:12.53)	(0:15.08)	(0:14.79)	(0:14.82)	(0:14.42)	(0:14.30)			
7	8	Macandrew Aviator	3:10.13	0:28.18	54.0 (2200-2000)	1:12.66 [8]	0:58.16 [8]	0:43.36 [8]	0:28.57 [7]	0:14.46 [7]			
	(8)	N P Williamson	5.7L (+10)	0:43.36	2600-2400 (0:13.35)	(0:14.91)	(0:14.80)	(0:14.79)	(0:14.11)	(0:14.46)			
8	11	Chase A Dream	3:10.15	0:26.68	57.0 (2600-2400)	1:10.73 [3]	0:59.00 [3]	0:44.21 [3]	0:29.39 [3]	0:14.96 [8]			
	(11)	Mark Purdon	5.8L (-16)	0:44.21	2600-2400 (0:12.67)	(0:15.09)	(0:14.79)	(0:14.82)	(0:14.43)	(0:14.96)			
9	6	Double Time	3:10.37	0:27.95	53.6 (2600-2400)	1:12.44 [11]	0:57.99 [11]	0:43.18 [11]	0:28.42 [10]	0:14.34 [9]			
	(6)	John R Dunn	7L (-12)	0:43.18	2600-2400 (0:13.38)	(0:14.72)	(0:14.81)	(0:14.76)	(0:14.08)	(0:14.34)			
10	5	Lakelsa	3:10.75	0:27.59	54.4 (2400-2200)	1:12.06 [10]	0:58.46 [10]	0:43.67 [10]	0:28.89 [11]	0:14.55 [10]			
	(5)	R D Close	9.1L (-6)	0:43.67	2600-2400 (0:13.36)	(0:14.93)	(0:14.79)	(0:14.78)	(0:14.34)	(0:14.55)			

- [ ] Position in running at each section and finish    TAB# Saddle cloth number
- :-:- No data available at this section                    BAR# Barrier/Gate Position
- NA No data available    DNF Did not finish
- DNT DNT Did not track    DT-W Distance travelled compared to winner in metres

- Fastest split
- Fastest section



NZ Metropolitan Trotting Club Inc Harness  
 Race 6: TAB JUNIOR FREE-FOR-ALL (MOBILE PACE) (Gr2) - 2600m  
 11 November 2025 - 2:12PM



Weather: Overcast

Field Times  
 (Race Tempo)                      1:13.36    0:58.22    0:43.44    0:28.63    0:14.33  
     (0:15.14)   (0:14.78)   (0:14.81)   (0:14.30)   (0:14.33)

Rank	TAB#	Horse	Overall Time	First 400m	Top Speed km/h (Section)	L1000	L800	L600	L400	L200			
	(BAR#)	Driver	Margin (DT-W)	Last 600m	Fastest Section (Time)	1000 - 800	800 - 600	600 - 400	400 - 200	200 - Finish			
11	7	Renegade	3:10.80	0:26.01	58.1 (2600-2400)	1:11.33 [2]	0:59.72 [2]	0:44.93 [2]	0:30.14 [5]	0:15.35 [11]			
	(7)	R J Butt	9.3L (-1)	0:44.93	2600-2400 (0:12.14)	(0:14.87)	(0:14.79)	(0:14.79)	(0:14.79)	(0:15.35)			

- [ ] Position in running at each section and finish    TAB# Saddle cloth number
- :--:-- No data available at this section                    BAR# Barrier/Gate Position
- NA No data available    DNF Did not finish
- DNT DNT Did not track    DT-W Distance travelled compared to winner in metres

- Fastest split
- Fastest section

Horse/Jockey Name	Franco Sinatra/C J Dalgety
Finish Rank	1
Fastest Section Time (Section)	0:12.19 (2600-2400)
Top Speed [km/h] (Section)	57.8 (2600-2400)
Race State	Finished



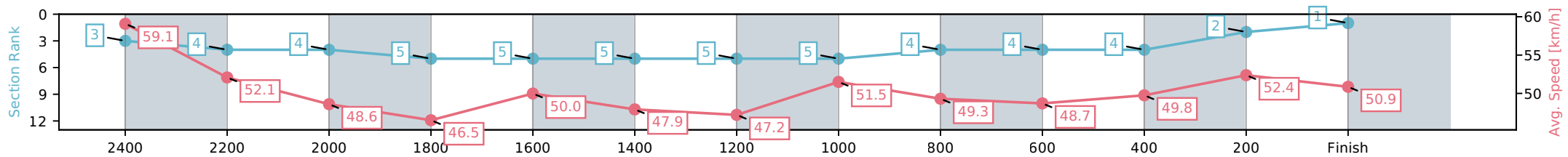
NZ Metropolitan Trotting Club Inc Harness  
 Race 6: TAB JUNIOR FREE-FOR-ALL (MOBILE PACE) (Gr2) - 2600m



11 November 2025 - 2:12PM

Weather: Overcast

Section	L2600	L2400	L2200	L2000	L1800	L1600	L1400	L1200	L1000	L800	L600	L400	L200
Section Times	3:09.08 (0:12.19)	2:55.07 [4] (0:14.11)	2:40.96 [4] (0:15.15)	2:26.17 [5] (0:15.47)	2:11.38 [5] (0:14.72)	1:56.51 [5] (0:15.29)	1:42.19 [5] (0:15.25)	1:26.93 [5] (0:14.32)	1:11.65 [4] (0:14.87)	0:56.92 [4] (0:14.80)	0:41.45 [4] (0:14.79)	0:26.31 [2] (0:14.11)	0:12.20 [1] (0:14.01)
Average Speed [km/h]	59.1	52.1	48.6	46.5	50.0	47.9	47.2	51.5	49.3	48.7	49.8	52.4	50.9
Top Speed [km/h]	57.8	55.9	52.1	47.7	51.8	49.4	49.8	52.5	50.6	49.6	50.5	53.2	52.9
Avg. Dist. to Rail [m]	5.3	2.8	3.0	3.7	3.3	2.8	4.5	2.8	2.8	3.1	3.0	4.1	6.6



- [ ] Ranking at each section and finish
- :-:- No data available at this section
- NA No data available

Horse/Jockey Name	Hadron Collider/B N Orange
Finish Rank	2
Fastest Section Time (Section)	0:13.24 (2600-2400)
Top Speed [km/h] (Section)	54.4 (1200-1000)
Race State	Finished



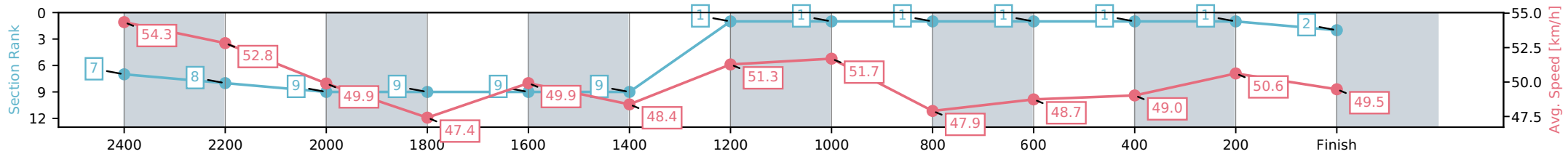
NZ Metropolitan Trotting Club Inc Harness  
 Race 6: TAB JUNIOR FREE-FOR-ALL (MOBILE PACE) (Gr2) - 2600m



11 November 2025 - 2:12PM

Weather: Overcast

Section	L2600	L2400	L2200	L2000	L1800	L1600	L1400	L1200	L1000	L800	L600	L400	L200
Section Times	3:09.17 (0:13.24)	2:54.75 [8] (0:14.34)	2:40.45 [9] (0:14.82)	2:25.64 [9] (0:15.17)	2:10.86 [9] (0:14.75)	1:55.72 [9] (0:15.23)	1:41.61 [1] (0:14.05)	1:27.56 [1] (0:14.11)	1:12.32 [1] (0:15.14)	0:57.57 [1] (0:14.79)	0:42.40 [1] (0:14.80)	0:27.59 [1] (0:14.30)	0:13.24 [2] (0:14.43)
Average Speed [km/h]	54.3	52.8	49.9	47.4	49.9	48.4	51.3	51.7	47.9	48.7	49.0	50.6	49.5
Top Speed [km/h]	54.4	54.0	54.3	49.1	51.6	49.8	54.2	54.4	48.8	49.0	49.7	52.5	52.4
Avg. Dist. to Rail [m]	16.1	7.2	3.3	4.2	3.6	3.1	5.7	1.9	1.0	1.2	1.2	1.0	3.1



- [ ] Ranking at each section and finish
- :-:- No data available at this section
- NA No data available

Horse/Jockey Name	Smoke On The Water/M J Williamson
Finish Rank	3
Fastest Section Time (Section)	0:13.27 (2600-2400)
Top Speed [km/h] (Section)	53.6 (2400-2200)
Race State	Finished



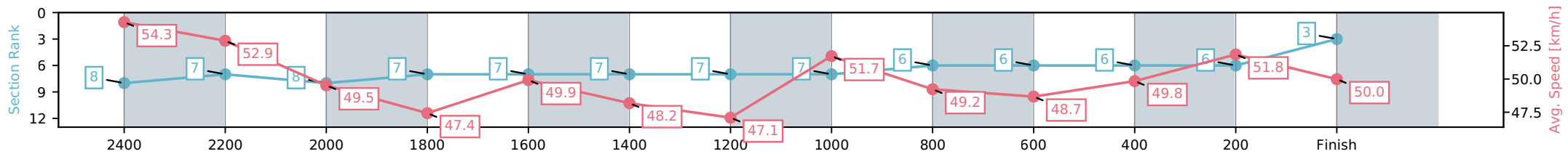
NZ Metropolitan Trotting Club Inc Harness  
 Race 6: TAB JUNIOR FREE-FOR-ALL (MOBILE PACE) (Gr2) - 2600m



11 November 2025 - 2:12PM

Weather: Overcast

Section	L2600	L2400	L2200	L2000	L1800	L1600	L1400	L1200	L1000	L800	L600	L400	L200
Section Times	3:09.82 (0:13.27)	2:55.51 [7] (0:13.91)	2:41.27 [8] (0:14.91)	2:26.48 [7] (0:15.17)	2:11.69 [7] (0:14.71)	1:56.80 [7] (0:15.28)	1:42.53 [7] (0:15.27)	1:27.25 [7] (0:14.27)	1:11.97 [6] (0:14.89)	0:57.26 [6] (0:14.80)	0:42.10 [6] (0:14.78)	0:27.19 [6] (0:14.25)	0:13.27 [3] (0:14.31)
Average Speed [km/h]	54.3	52.9	49.5	47.4	49.9	48.2	47.1	51.7	49.2	48.7	49.8	51.8	50.0
Top Speed [km/h]	53.3	53.6	53.2	48.9	51.5	49.8	50.0	52.6	50.4	49.7	50.4	52.5	51.5
Avg. Dist. to Rail [m]	7.8	3.1	3.0	4.0	3.4	2.9	4.7	2.9	2.9	3.2	3.1	4.1	6.7



- [ ] Ranking at each section and finish
- :-:- No data available at this section
- NA No data available

Horse/Jockey Name	Built For Glory/T M Williams
Finish Rank	4
Fastest Section Time (Section)	0:12.97 (2600-2400)
Top Speed [km/h] (Section)	54.8 (2600-2400)
Race State	Finished



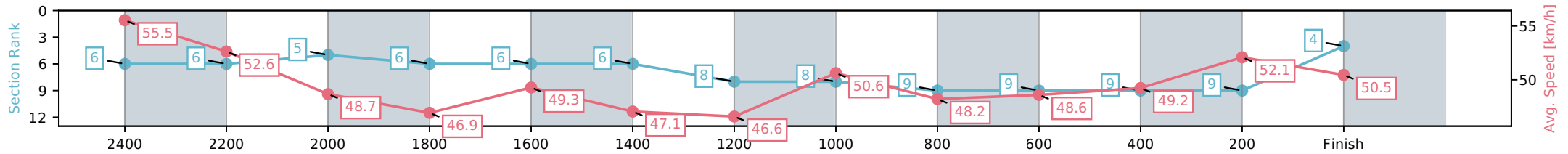
NZ Metropolitan Trotting Club Inc Harness  
 Race 6: TAB JUNIOR FREE-FOR-ALL (MOBILE PACE) (Gr2) - 2600m



11 November 2025 - 2:12PM

Weather: Overcast

Section	L2600	L2400	L2200	L2000	L1800	L1600	L1400	L1200	L1000	L800	L600	L400	L200
Section Times	3:09.95 (0:12.97)	2:55.80 [6] (0:13.83)	2:41.67 [5] (0:14.87)	2:26.88 [6] (0:15.37)	2:12.07 [6] (0:14.72)	1:57.00 [6] (0:15.41)	1:42.65 [8] (0:15.48)	1:27.18 [8] (0:14.35)	1:11.76 [9] (0:15.06)	0:57.05 [9] (0:14.81)	0:41.68 [9] (0:14.79)	0:26.80 [9] (0:14.14)	0:12.97 [4] (0:14.15)
Average Speed [km/h]	55.5	52.6	48.7	46.9	49.3	47.1	46.6	50.6	48.2	48.6	49.2	52.1	50.5
Top Speed [km/h]	54.8	54.3	52.0	47.8	51.6	48.9	48.0	51.4	50.2	49.3	50.7	52.7	52.1
Avg. Dist. to Rail [m]	6.7	1.5	1.2	2.0	1.7	1.2	3.1	1.2	1.5	1.7	1.6	3.5	4.6



- [ ] Ranking at each section and finish
- :-:- No data available at this section
- NA No data available

Horse/Jockey Name	Wag Star/C R Ferguson
Finish Rank	5
Fastest Section Time (Section)	0:12.15 (2600-2400)
Top Speed [km/h] (Section)	58.1 (2600-2400)
Race State	Finished



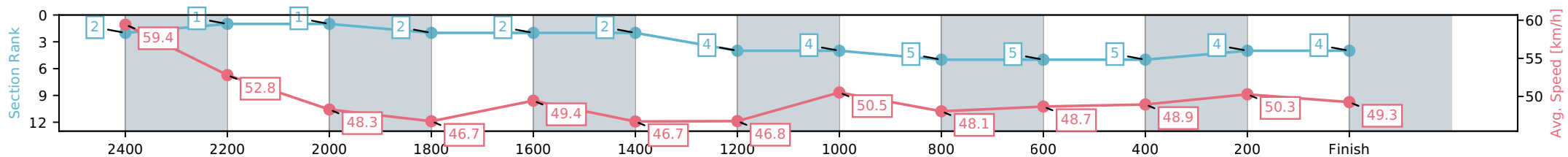
NZ Metropolitan Trotting Club Inc Harness  
 Race 6: TAB JUNIOR FREE-FOR-ALL (MOBILE PACE) (Gr2) - 2600m



11 November 2025 - 2:12PM

Weather: Overcast

Section	L2600	L2400	L2200	L2000	L1800	L1600	L1400	L1200	L1000	L800	L600	L400	L200
Section Times	3:09.95 (0:12.15)	2:55.44 [1] (0:13.76)	2:41.06 [1] (0:15.03)	2:26.25 [2] (0:15.40)	2:11.45 [2] (0:14.70)	1:56.35 [2] (0:15.52)	1:41.96 [4] (0:15.40)	1:26.57 [4] (0:14.38)	1:11.04 [5] (0:15.10)	0:56.35 [5] (0:14.80)	0:40.94 [5] (0:14.82)	0:25.91 [4] (0:14.38)	0:12.16 [4] (0:14.51)
Average Speed [km/h]	59.4	52.8	48.3	46.7	49.4	46.7	46.8	50.5	48.1	48.7	48.9	50.3	49.3
Top Speed [km/h]	58.1	57.7	52.2	50.2	51.3	48.1	50.2	52.2	48.9	49.3	49.7	52.5	52.5
Avg. Dist. to Rail [m]	3.2	1.4	1.1	1.9	1.6	1.3	2.9	1.1	1.2	1.5	1.3	1.0	1.8



- [ ] Ranking at each section and finish
- :-:- No data available at this section
- NA No data available

Horse/Jockey Name	The Surfer/S J Ottley
Finish Rank	6
Fastest Section Time (Section)	0:12.53 (2600-2400)
Top Speed [km/h] (Section)	57.6 (2600-2400)
Race State	Finished



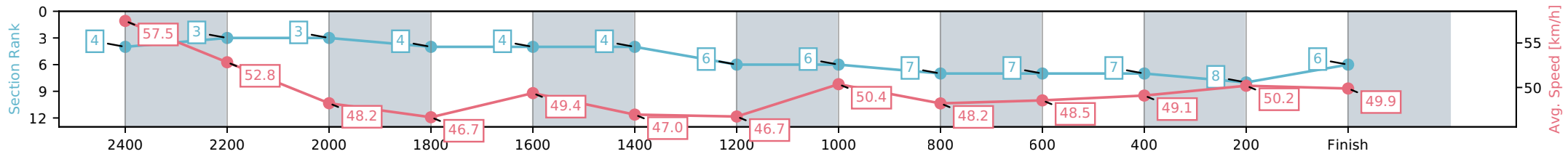
NZ Metropolitan Trotting Club Inc Harness  
 Race 6: TAB JUNIOR FREE-FOR-ALL (MOBILE PACE) (Gr2) - 2600m



11 November 2025 - 2:12PM

Weather: Overcast

Section	L2600	L2400	L2200	L2000	L1800	L1600	L1400	L1200	L1000	L800	L600	L400	L200
Section Times	3:10.07 (0:12.53)	2:55.77 [3] (0:13.70)	2:41.35 [3] (0:15.07)	2:26.53 [4] (0:15.39)	2:11.75 [4] (0:14.72)	1:56.67 [4] (0:15.45)	1:42.29 [6] (0:15.43)	1:26.86 [6] (0:14.37)	1:11.41 [7] (0:15.08)	0:56.69 [7] (0:14.79)	0:41.30 [7] (0:14.82)	0:26.24 [8] (0:14.42)	0:12.53 [6] (0:14.30)
Average Speed [km/h]	57.5	52.8	48.2	46.7	49.4	47.0	46.7	50.4	48.2	48.5	49.1	50.2	49.9
Top Speed [km/h]	57.6	56.8	51.6	48.6	51.4	48.1	48.9	51.6	49.7	49.3	50.0	52.2	52.8
Avg. Dist. to Rail [m]	3.0	0.9	1.1	1.9	1.4	1.2	3.0	1.0	1.2	1.6	1.3	1.1	1.0



- [ ] Ranking at each section and finish
- :-:- No data available at this section
- NA No data available

Horse/Jockey Name	Macandrew Aviator/N P Williamson
Finish Rank	7
Fastest Section Time (Section)	0:13.35 (2600-2400)
Top Speed [km/h] (Section)	54.0 (2200-2000)
Race State	Finished



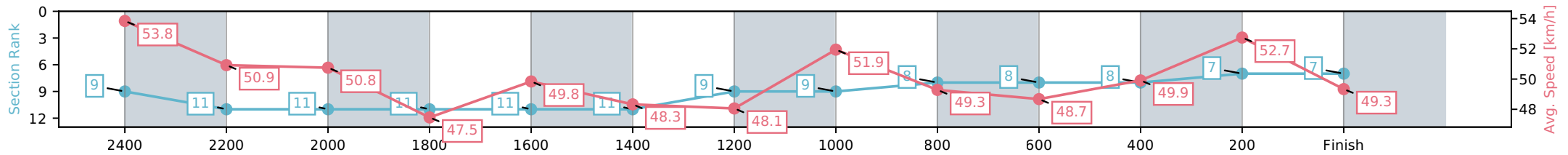
NZ Metropolitan Trotting Club Inc Harness  
 Race 6: TAB JUNIOR FREE-FOR-ALL (MOBILE PACE) (Gr2) - 2600m



11 November 2025 - 2:12PM

Weather: Overcast

Section	L2600	L2400	L2200	L2000	L1800	L1600	L1400	L1200	L1000	L800	L600	L400	L200
Section Times	3:10.13 (0:13.35)	2:55.68 [11] (0:14.83)	2:41.56 [11] (0:14.54)	2:26.77 [11] (0:15.16)	2:11.98 [11] (0:14.78)	1:57.06 [11] (0:15.22)	1:42.87 [9] (0:14.99)	1:27.89 [9] (0:14.19)	1:12.66 [8] (0:14.91)	0:57.89 [8] (0:14.80)	0:42.72 [8] (0:14.79)	0:28.18 [7] (0:14.11)	0:13.36 [7] (0:14.46)
Average Speed [km/h]	53.8	50.9	50.8	47.5	49.8	48.3	48.1	51.9	49.3	48.7	49.9	52.7	49.3
Top Speed [km/h]	53.9	52.2	54.0	48.6	51.8	49.5	49.9	53.2	50.9	49.8	51.6	53.5	52.0
Avg. Dist. to Rail [m]	14.2	6.8	3.2	4.4	3.5	3.1	5.0	2.9	3.0	3.2	3.3	5.4	8.2



[ ] Ranking at each section and finish  
 -:-:- No data available at this section  
 NA No data available

Horse/Jockey Name	Chase A Dream/Mark Purdon
Finish Rank	8
Fastest Section Time (Section)	0:12.67 (2600-2400)
Top Speed [km/h] (Section)	57.0 (2600-2400)
Race State	Finished



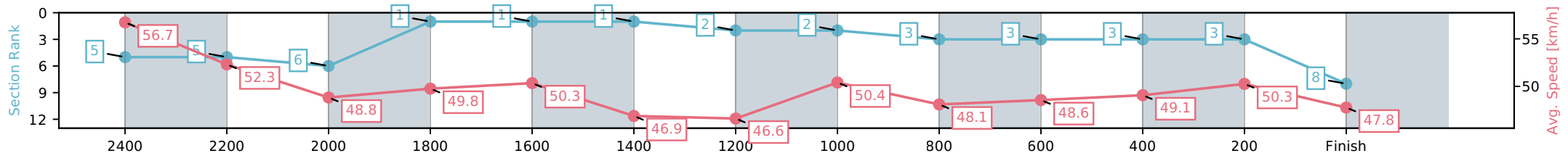
NZ Metropolitan Trotting Club Inc Harness  
 Race 6: TAB JUNIOR FREE-FOR-ALL (MOBILE PACE) (Gr2) - 2600m



11 November 2025 - 2:12PM

Weather: Overcast

Section	L2600	L2400	L2200	L2000	L1800	L1600	L1400	L1200	L1000	L800	L600	L400	L200
Section Times	3:10.15 (0:12.67)	2:55.19 [5] (0:14.01)	2:40.77 [6] (0:15.11)	2:25.94 [1] (0:14.46)	2:11.16 [1] (0:14.48)	1:56.06 [1] (0:15.51)	1:41.64 [2] (0:15.40)	1:26.24 [2] (0:14.42)	1:10.73 [3] (0:15.09)	0:56.26 [3] (0:14.79)	0:41.80 [3] (0:14.82)	0:26.68 [3] (0:14.43)	0:12.67 [8] (0:14.96)
Average Speed [km/h]	56.7	52.3	48.8	49.8	50.3	46.9	46.6	50.4	48.1	48.6	49.1	50.3	47.8
Top Speed [km/h]	57.0	56.1	52.1	52.2	52.0	47.9	50.8	51.8	48.8	49.1	49.8	51.0	50.7
Avg. Dist. to Rail [m]	4.9	2.4	3.0	4.6	2.5	1.2	2.8	1.0	1.2	1.4	1.3	1.3	4.0



- [ ] Ranking at each section and finish
- :-:- No data available at this section
- NA No data available

Horse/Jockey Name	Double Time/John R Dunn
Finish Rank	9
Fastest Section Time (Section)	0:13.38 (2600-2400)
Top Speed [km/h] (Section)	53.6 (2600-2400)
Race State	Finished



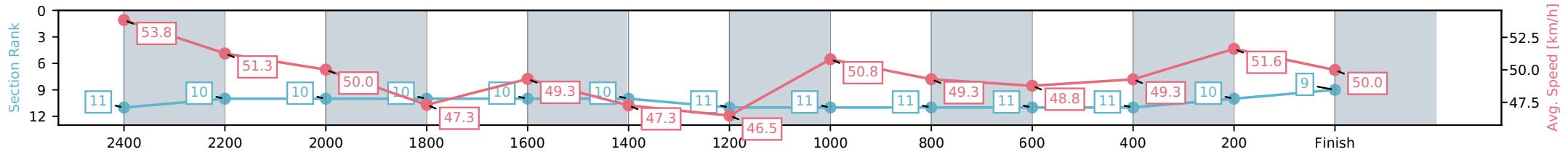
NZ Metropolitan Trotting Club Inc Harness  
 Race 6: TAB JUNIOR FREE-FOR-ALL (MOBILE PACE) (Gr2) - 2600m



11 November 2025 - 2:12PM

Weather: Overcast

Section	L2600	L2400	L2200	L2000	L1800	L1600	L1400	L1200	L1000	L800	L600	L400	L200
Section Times	3:10.37 (0:13.38)	2:56.03 [10] (0:14.57)	2:41.95 [10] (0:14.56)	2:27.19 [10] (0:15.21)	2:12.38 [10] (0:14.71)	1:57.67 [10] (0:15.36)	1:43.31 [11] (0:15.52)	1:27.79 [11] (0:14.35)	1:12.44 [11] (0:14.72)	0:57.72 [11] (0:14.81)	0:42.51 [11] (0:14.76)	0:27.95 [10] (0:14.08)	0:13.38 [9] (0:14.34)
Average Speed [km/h]	53.8	51.3	50.0	47.3	49.3	47.3	46.5	50.8	49.3	48.8	49.3	51.6	50.0
Top Speed [km/h]	53.6	52.5	53.0	48.0	51.2	48.9	48.1	51.9	52.4	49.5	50.0	52.4	51.8
Avg. Dist. to Rail [m]	11.3	4.8	1.7	2.2	1.7	1.3	3.4	1.7	1.3	1.9	1.7	2.0	2.5



- [ ] Ranking at each section and finish
- :-:- No data available at this section
- NA No data available

Horse/Jockey Name	Lakelsa/R D Close
Finish Rank	10
Fastest Section Time (Section)	0:13.36 (2600-2400)
Top Speed [km/h] (Section)	54.4 (2400-2200)
Race State	Finished



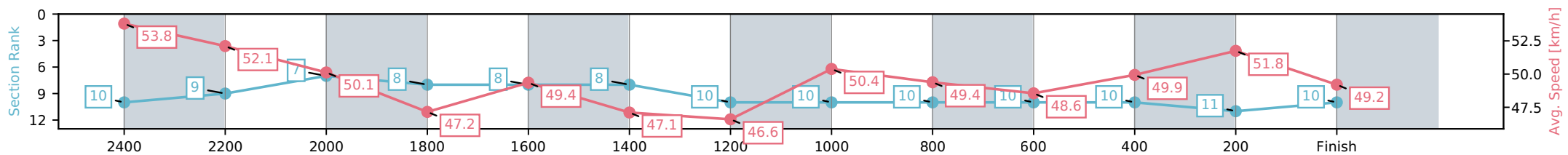
NZ Metropolitan Trotting Club Inc Harness  
 Race 6: TAB JUNIOR FREE-FOR-ALL (MOBILE PACE) (Gr2) - 2600m



11 November 2025 - 2:12PM

Weather: Overcast

Section	L2600	L2400	L2200	L2000	L1800	L1600	L1400	L1200	L1000	L800	L600	L400	L200
Section Times	3:10.75 (0:13.36)	2:56.21 [9] (0:14.23)	2:41.87 [7] (0:14.47)	2:27.08 [8] (0:15.29)	2:12.29 [8] (0:14.71)	1:57.37 [8] (0:15.40)	1:42.95 [10] (0:15.48)	1:27.46 [10] (0:14.42)	1:12.06 [10] (0:14.93)	0:57.35 [10] (0:14.79)	0:42.07 [10] (0:14.78)	0:27.60 [11] (0:14.34)	0:13.37 [10] (0:14.55)
Average Speed [km/h]	53.8	52.1	50.1	47.2	49.4	47.1	46.6	50.4	49.4	48.6	49.9	51.8	49.2
Top Speed [km/h]	53.8	54.4	53.9	47.7	51.8	49.0	48.2	51.6	51.1	50.1	50.7	52.2	50.9
Avg. Dist. to Rail [m]	9.4	3.8	1.6	2.1	1.8	1.3	3.2	1.4	3.0	3.3	3.3	4.5	7.4



- [ ] Ranking at each section and finish
- :-:- No data available at this section
- NA No data available

Horse/Jockey Name	Renegade/R J Butt
Finish Rank	11
Fastest Section Time (Section)	0:12.14 (2600-2400)
Top Speed [km/h] (Section)	58.1 (2600-2400)
Race State	Finished



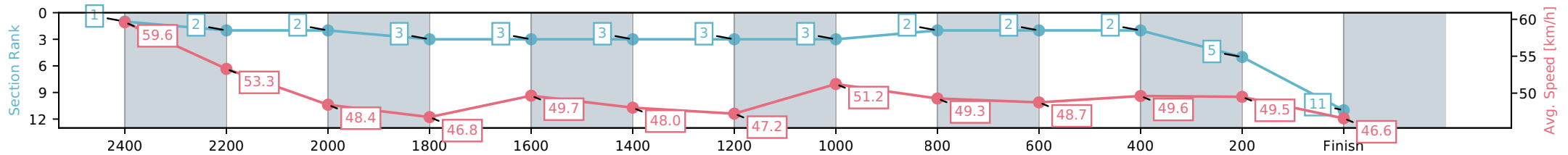
NZ Metropolitan Trotting Club Inc Harness  
 Race 6: TAB JUNIOR FREE-FOR-ALL (MOBILE PACE) (Gr2) - 2600m



11 November 2025 - 2:12PM

Weather: Overcast

Section	L2600	L2400	L2200	L2000	L1800	L1600	L1400	L1200	L1000	L800	L600	L400	L200
Section Times	3:10.80 (0:12.14)	2:55.45 [2] (0:13.87)	2:40.67 [2] (0:15.13)	2:25.88 [3] (0:15.45)	2:11.08 [3] (0:14.73)	1:56.21 [3] (0:15.29)	1:41.87 [3] (0:15.25)	1:26.62 [3] (0:14.35)	1:11.33 [2] (0:14.87)	0:56.59 [2] (0:14.79)	0:41.14 [2] (0:14.79)	0:26.02 [5] (0:14.79)	0:12.14 [11] (0:15.35)
Average Speed [km/h]	59.6	53.3	48.4	46.8	49.7	48.0	47.2	51.2	49.3	48.7	49.6	49.5	46.6
Top Speed [km/h]	58.1	56.6	52.0	48.1	51.5	49.0	49.6	52.3	50.8	49.6	50.2	50.3	48.4
Avg. Dist. to Rail [m]	10.2	3.6	2.7	3.5	3.0	2.7	4.4	2.6	2.7	2.9	2.7	2.7	5.3



- [ ] Ranking at each section and finish
- :-:- No data available at this section
- NA No data available