



NZ Metropolitan Trotting Club Inc Harness
 Race 7: GARRARDS HORSE & HOUND HANDICAP TROT - 2600m
 11 November 2025 - 2:47PM



Weather: Overcast

Field Times (Race Tempo) 3:19.58 (0:16.58) 3:03.00 (0:14.65) 2:48.35 (0:15.91) 2:32.44 (0:15.85) 2:16.58 (0:16.17) 2:00.41 (0:16.01) 1:44.40 (0:14.64) 1:29.76 (0:14.55)

Rank	TAB#	Horse	Overall Time	First 400m	Top Speed km/h (Section)	L2600	L2400	L2200	L2000	L1800	L1600	L1400	L1200
	(BAR#)	Driver	Margin (DT-W)	Last 600m	Fastest Section (Time)	Start - 2400	2400 - 2200	2200 - 2000	2000 - 1800	1800 - 1600	1600 - 1400	1400 - 1200	1200 - 1000
1	12	Bounce N Beyond	3:19.58	0:34.06	53.7 (600-400)	3:19.58	3:00.26 [7]	2:45.52 [7]	2:30.00 [8]	2:14.63 [8]	1:58.80 [7]	1:43.56 [6]	1:29.00 [6]
	(12)	John R Dunn		0:43.94	600-400 (0:14.22)	(0:19.32)	(0:14.74)	(0:15.52)	(0:15.37)	(0:15.83)	(0:15.24)	(0:14.56)	(0:14.57)
2	14	Mystic Max	3:19.68	0:34.92	52.8 (600-400)	3:19.68	2:59.67 [11]	2:44.76 [11]	2:29.39 [11]	2:14.09 [13]	1:58.21 [12]	1:42.88 [10]	1:28.42 [10]
	(14)	Mark Purdon	0.5L (+2)	0:43.82	600-400 (0:14.31)	(0:20.01)	(0:14.91)	(0:15.37)	(0:15.30)	(0:15.88)	(0:15.33)	(0:14.46)	(0:14.61)
3	13	Empire City	3:19.70	0:34.43	52.2 (1200-1000)	3:19.70	3:00.05 [9]	2:45.27 [9]	2:29.73 [9]	2:14.45 [11]	1:58.56 [9]	1:43.30 [8]	1:28.77 [8]
	(13)	R T May	0.7L (+9)	0:43.74	400-200 (0:14.46)	(0:19.65)	(0:14.78)	(0:15.54)	(0:15.28)	(0:15.89)	(0:15.26)	(0:14.53)	(0:14.59)
4	1	Walkinonsunshine	3:19.73	0:35.71	52.9 (600-400)	3:19.73	2:58.44 [13]	2:44.02 [13]	2:29.08 [12]	2:14.13 [14]	1:58.14 [14]	1:42.52 [12]	1:28.17 [12]
	(1)	B N Orange	0.9L (-1)	0:43.57	600-400 (0:14.28)	(0:21.29)	(0:14.42)	(0:14.94)	(0:14.95)	(0:15.99)	(0:15.62)	(0:14.35)	(0:14.61)
5	6	Moses	3:20.72	0:33.08	51.9 (600-400)	3:20.72	3:02.88 [5]	2:47.64 [5]	2:31.80 [5]	2:16.15 [6]	2:00.11 [10]	1:44.30 [11]	1:29.35 [11]
	(6)	S E O'Reilly	6.2L (-7)	0:44.34	600-400 (0:14.57)	(0:17.84)	(0:15.24)	(0:15.84)	(0:15.65)	(0:16.04)	(0:15.81)	(0:14.95)	(0:14.77)
6	3	Rush	3:20.80	0:32.35	50.4 (1200-1000)	3:20.80	3:03.71 [3]	2:48.45 [3]	2:32.64 [3]	2:16.98 [3]	2:00.89 [6]	1:45.01 [7]	1:30.05 [7]
	(3)	S J Ottley	6.6L (-11)	0:45.01	200-0 (0:14.43)	(0:17.09)	(0:15.26)	(0:15.81)	(0:15.66)	(0:16.09)	(0:15.88)	(0:14.96)	(0:14.77)
7	11	Paris Prince	3:20.82	0:34.34	52.1 (600-400)	3:20.82	3:01.21 [8]	2:46.48 [8]	2:31.19 [7]	2:15.90 [9]	1:59.89 [11]	1:44.09 [13]	1:29.16 [13]
	(11)	A G Herlihy MNZM	6.7L (-1)	0:44.31	600-400 (0:14.55)	(0:19.61)	(0:14.73)	(0:15.29)	(0:15.29)	(0:16.01)	(0:15.80)	(0:14.93)	(0:14.81)
8	9	Gold Bullion	3:21.07	0:33.38	50.7 (1200-1000)	3:21.07	3:02.91 [6]	2:47.69 [6]	2:31.79 [6]	2:16.42 [5]	2:00.62 [5]	1:45.37 [4]	1:30.81 [4]
	(9)	R J Butt	8.1L (+0)	0:45.72	1400-1200 (0:14.56)	(0:18.16)	(0:15.22)	(0:15.90)	(0:15.37)	(0:15.80)	(0:15.25)	(0:14.56)	(0:14.60)
9	5	Zoltan Boscik	3:21.26	0:31.22	54.0 (2400-2200)	3:21.26	3:04.63 [1]	2:50.04 [1]	2:34.12 [1]	2:18.27 [1]	2:02.10 [1]	1:46.08 [3]	1:31.15 [3]
	(5)	L J Whittaker	9.1L (-16)	0:46.09	1200-1000 (0:14.57)	(0:16.63)	(0:14.59)	(0:15.92)	(0:15.85)	(0:16.17)	(0:16.02)	(0:14.93)	(0:14.57)
10	8	Franco Josiah	3:22.24	0:32.70	50.8 (1200-1000)	3:22.24	3:04.83 [4]	2:49.54 [4]	2:33.72 [4]	2:18.05 [4]	2:01.97 [8]	1:46.15 [9]	1:31.19 [9]
	(8)	J C Morrison	14.4L (-16)	0:46.15	1200-1000 (0:14.77)	(0:17.41)	(0:15.29)	(0:15.82)	(0:15.67)	(0:16.08)	(0:15.82)	(0:14.96)	(0:14.77)

Scratched: Cody Banner (#2), Love N The Port (#17)

[] Position in running at each section and finish TAB# Saddle cloth number

-:-:- No data available at this section

NA No data available

DNT DNT Did not track

BAR# Barrier/Gate Position

DNF Did not finish

DT-W Distance travelled compared to winner in metres

Fastest split

Fastest section



NZ Metropolitan Trotting Club Inc Harness
 Race 7: GARRARDS HORSE & HOUND HANDICAP TROT - 2600m
 11 November 2025 - 2:47PM



Weather: Overcast

Field Times (Race Tempo) 3:19.58 (0:16.58) 3:03.00 (0:14.65) 2:48.35 (0:15.91) 2:32.44 (0:15.85) 2:16.58 (0:16.17) 2:00.41 (0:16.01) 1:44.40 (0:14.64) 1:29.76 (0:14.55)

Rank	TAB#	Horse	Overall Time	First 400m	Top Speed km/h (Section)	L2600	L2400	L2200	L2000	L1800	L1600	L1400	L1200
	(BAR#)	Driver	Margin (DT-W)	Last 600m	Fastest Section (Time)	Start - 2400	2400 - 2200	2200 - 2000	2000 - 1800	1800 - 1600	1600 - 1400	1400 - 1200	1200 - 1000
11	15	Confessional	3:22.57	0:35.74	51.7 (1600-1400)	3:22.57	3:01.90 [14]	2:46.83 [14]	2:31.63 [14]	2:16.36 [10]	2:01.61 [4]	1:47.05 [2]	1:32.64 [2]
	(15)	P C Nairn	16.2L (+7)	0:47.53	1400-1200 (0:14.41)	(0:20.67)	(0:15.07)	(0:15.20)	(0:15.27)	(0:14.75)	(0:14.56)	(0:14.41)	(0:14.63)
12	4	A Hill Two Menny	3:22.66	0:31.54	51.0 (2600-2400)	3:22.66	3:06.09 [2]	2:51.12 [2]	2:35.20 [2]	2:19.35 [2]	2:03.18 [3]	1:47.19 [5]	1:32.25 [5]
	(4)	S J Thornley	16.7L (-18)	0:47.19	1200-1000 (0:14.72)	(0:16.57)	(0:14.97)	(0:15.92)	(0:15.85)	(0:16.17)	(0:15.99)	(0:14.94)	(0:14.72)
13	10	Julie Jaccka	3:23.58	0:34.76	52.3 (1000-800)	3:23.58	3:03.67 [10]	2:48.82 [10]	2:33.54 [10]	2:18.32 [12]	2:02.32 [13]	1:46.53 [14]	1:31.67 [14]
	(10)	N P Williamson	21.6L (-8)	0:46.95	1200-1000 (0:14.61)	(0:19.91)	(0:14.85)	(0:15.28)	(0:15.22)	(0:16.00)	(0:15.79)	(0:14.86)	(0:14.61)
14	16	Eurostyle	3:23.74	0:35.33	51.8 (1800-1600)	3:23.74	3:03.33 [12]	2:48.41 [12]	2:33.13 [13]	2:17.82 [7]	2:03.11 [2]	1:48.51 [1]	1:33.93 [1]
	(16)	K A Butt	22.5L (-5)	0:48.86	1200-1000 (0:14.55)	(0:20.41)	(0:14.92)	(0:15.28)	(0:15.31)	(0:14.71)	(0:14.60)	(0:14.58)	(0:14.55)
15	7	Domination's Call	3:32.39	0:43.39	50.2 (800-600)	3:32.39	3:09.42 [15]	2:49.00 [15]	2:34.08 [15]	2:19.50 [15]	2:04.37 [15]	1:48.62 [15]	1:33.36 [15]
	(7)	Brad Williamson	69.3L (-8)	0:48.47	800-600 (0:14.48)	(0:22.97)	(0:20.42)	(0:14.92)	(0:14.58)	(0:15.13)	(0:15.75)	(0:15.26)	(0:15.62)

Scratched: Cody Banner (#2), Love N The Port (#17)

[] Position in running at each section and finish TAB# Saddle cloth number

-:-:- No data available at this section

NA No data available

DNT DNT Did not track

BAR# Barrier/Gate Position

DNF Did not finish

DT-W Distance travelled compared to winner in metres

Fastest split

Fastest section



NZ Metropolitan Trotting Club Inc Harness
 Race 7: GARRARDS HORSE & HOUND HANDICAP TROT - 2600m
 11 November 2025 - 2:47PM



Weather: Overcast

Field Times
 (Race Tempo) 1:15.21 1:00.03 0:44.70 0:29.71 0:14.93
 (0:15.18) (0:15.33) (0:14.98) (0:14.79) (0:14.93)

Rank	TAB#	Horse	Overall Time	First 400m	Top Speed km/h (Section)	L1000	L800	L600	L400	L200			
	(BAR#)	Driver	Margin (DT-W)	Last 600m	Fastest Section (Time)	1000 - 800	800 - 600	600 - 400	400 - 200	200 - Finish			
1	12	Bounce N Beyond	3:19.58	0:34.06	53.7 (600-400)	1:20.78 [6]	0:59.24 [6]	0:43.94 [1]	0:29.72 [1]	0:14.93 [1]			
	(12)	John R Dunn		0:43.94	600-400 (0:14.22)	(0:15.19)	(0:15.30)	(0:14.22)	(0:14.79)	(0:14.93)			
2	14	Mystic Max	3:19.68	0:34.92	52.8 (600-400)	1:21.47 [10]	0:58.73 [8]	0:43.82 [2]	0:29.51 [2]	0:14.68 [2]			
	(14)	Mark Purdon	0.5L (+2)	0:43.82	600-400 (0:14.31)	(0:15.08)	(0:14.91)	(0:14.31)	(0:14.83)	(0:14.68)			
3	13	Empire City	3:19.70	0:34.43	52.2 (1200-1000)	1:21.14 [8]	0:59.05 [9]	0:43.74 [6]	0:29.14 [3]	0:14.68 [3]			
	(13)	R T May	0.7L (+9)	0:43.74	400-200 (0:14.46)	(0:15.13)	(0:15.31)	(0:14.60)	(0:14.46)	(0:14.68)			
4	1	Walkinonsunshine	3:19.73	0:35.71	52.9 (600-400)	1:21.59 [12]	0:58.48 [11]	0:43.57 [4]	0:29.29 [4]	0:14.65 [4]			
	(1)	B N Orange	0.9L (-1)	0:43.57	600-400 (0:14.28)	(0:15.08)	(0:14.91)	(0:14.28)	(0:14.64)	(0:14.65)			
5	6	Moses	3:20.72	0:33.08	51.9 (600-400)	1:20.62 [11]	0:59.63 [12]	0:44.34 [10]	0:29.77 [5]	0:14.95 [5]			
	(6)	S E O'Reilly	6.2L (-7)	0:44.34	600-400 (0:14.57)	(0:14.95)	(0:15.29)	(0:14.57)	(0:14.82)	(0:14.95)			
6	3	Rush	3:20.80	0:32.35	50.4 (1200-1000)	1:19.91 [7]	1:00.33 [7]	0:45.01 [13]	0:29.58 [8]	0:14.43 [6]			
	(3)	S J Ottley	6.6L (-11)	0:45.01	200-0 (0:14.43)	(0:14.95)	(0:15.32)	(0:15.43)	(0:15.15)	(0:14.43)			
7	11	Paris Prince	3:20.82	0:34.34	52.1 (600-400)	1:20.93 [13]	0:59.36 [13]	0:44.31 [11]	0:29.76 [6]	0:14.80 [7]			
	(11)	A G Herlihy MNZM	6.7L (-1)	0:44.31	600-400 (0:14.55)	(0:14.99)	(0:15.05)	(0:14.55)	(0:14.96)	(0:14.80)			
8	9	Gold Bullion	3:21.07	0:33.38	50.7 (1200-1000)	1:20.46 [4]	1:01.03 [4]	0:45.72 [9]	0:30.16 [10]	0:14.61 [8]			
	(9)	R J Butt	8.1L (+0)	0:45.72	1400-1200 (0:14.56)	(0:15.18)	(0:15.31)	(0:15.56)	(0:15.55)	(0:14.61)			
9	5	Zoltan Boscik	3:21.26	0:31.22	54.0 (2400-2200)	1:19.17 [3]	1:01.42 [3]	0:46.09 [5]	0:30.74 [7]	0:15.04 [9]			
	(5)	L J Whittaker	9.1L (-16)	0:46.09	1200-1000 (0:14.57)	(0:15.16)	(0:15.33)	(0:15.35)	(0:15.70)	(0:15.04)			
10	8	Franco Josiah	3:22.24	0:32.70	50.8 (1200-1000)	1:20.27 [9]	1:01.45 [10]	0:46.15 [12]	0:31.05 [13]	0:15.17 [10]			
	(8)	J C Morrison	14.4L (-16)	0:46.15	1200-1000 (0:14.77)	(0:14.97)	(0:15.30)	(0:15.10)	(0:15.88)	(0:15.17)			

Scratched: Cody Banner (#2), Love N The Port (#17)

- [] Position in running at each section and finish TAB# Saddle cloth number
- :-:- No data available at this section BAR# Barrier/Gate Position
- NA No data available DNF Did not finish
- DNT DNT Did not track DT-W Distance travelled compared to winner in metres

- Fastest split
- Fastest section



NZ Metropolitan Trotting Club Inc Harness
 Race 7: GARRARDS HORSE & HOUND HANDICAP TROT - 2600m
 11 November 2025 - 2:47PM



Weather: Overcast

Field Times 1:15.21 1:00.03 0:44.70 0:29.71 0:14.93
 (Race Tempo) (0:15.18) (0:15.33) (0:14.98) (0:14.79) (0:14.93)

Rank	TAB#	Horse	Overall Time	First 400m	Top Speed km/h (Section)	L1000	L800	L600	L400	L200			
	(BAR#)	Driver	Margin (DT-W)	Last 600m	Fastest Section (Time)	1000 - 800	800 - 600	600 - 400	400 - 200	200 - Finish			
11	15	Confessional	3:22.57	0:35.74	51.7 (1600-1400)	1:20.97 [2]	1:02.85 [2]	0:47.53 [7]	0:31.97 [11]	0:15.83 [11]			
	(15)	P C Nairn	16.2L (+7)	0:47.53	1400-1200 (0:14.41)	(0:15.16)	(0:15.32)	(0:15.56)	(0:16.14)	(0:15.83)			
12	4	A Hill Two Menny	3:22.66	0:31.54	51.0 (2600-2400)	1:19.48 [5]	1:02.52 [5]	0:47.19 [8]	0:31.78 [12]	0:15.88 [12]			
	(4)	S J Thornley	16.7L (-18)	0:47.19	1200-1000 (0:14.72)	(0:15.01)	(0:15.33)	(0:15.41)	(0:15.90)	(0:15.88)			
13	10	Julie Jaccka	3:23.58	0:34.76	52.3 (1000-800)	1:21.27 [14]	1:02.01 [14]	0:46.95 [14]	0:32.04 [14]	0:16.09 [13]			
	(10)	N P Williamson	21.6L (-8)	0:46.95	1200-1000 (0:14.61)	(0:15.05)	(0:15.06)	(0:14.91)	(0:15.95)	(0:16.09)			
14	16	Eurostyle	3:23.74	0:35.33	51.8 (1800-1600)	1:20.64 [1]	1:04.20 [1]	0:48.86 [3]	0:33.51 [9]	0:17.31 [14]			
	(16)	K A Butt	22.5L (-5)	0:48.86	1200-1000 (0:14.55)	(0:15.18)	(0:15.34)	(0:15.35)	(0:16.20)	(0:17.31)			
15	7	Domination's Call	3:32.39	0:43.39	50.2 (800-600)	1:28.03 [15]	1:02.95 [15]	0:48.47 [15]	0:33.47 [15]	0:17.84 [15]			
	(7)	Brad Williamson	69.3L (-8)	0:48.47	800-600 (0:14.48)	(0:14.79)	(0:14.48)	(0:15.00)	(0:15.63)	(0:17.84)			

Scratched: Cody Banner (#2), Love N The Port (#17)

Horse/Jockey Name	Bounce N Beyond/John R Dunn
Finish Rank	1
Fastest Section Time (Section)	0:14.22 (600-400)
Top Speed [km/h] (Section)	53.7 (600-400)
Race State	Finished



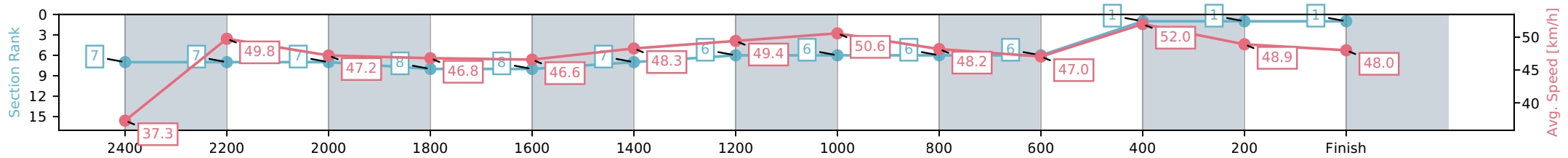
NZ Metropolitan Trotting Club Inc Harness
 Race 7: GARRARDS HORSE & HOUND HANDICAP TROT -
 2600m



11 November 2025 - 2:47PM

Weather: Overcast

Section	L2600	L2400	L2200	L2000	L1800	L1600	L1400	L1200	L1000	L800	L600	L400	L200
Section Times	3:19.58 (0:19.32)	3:04.65 [7] (0:14.74)	2:49.87 [7] (0:15.52)	2:35.65 [8] (0:15.37)	2:20.34 [8] (0:15.83)	2:05.16 [7] (0:15.24)	1:50.59 [6] (0:14.56)	1:36.03 [6] (0:14.57)	1:20.78 [6] (0:15.19)	1:04.95 [6] (0:15.30)	0:49.58 [1] (0:14.22)	0:34.06 [1] (0:14.79)	0:19.33 [1] (0:14.93)
Average Speed [km/h]	37.3	49.8	47.2	46.8	46.6	48.3	49.4	50.6	48.2	47.0	52.0	48.9	48.0
Top Speed [km/h]	49.6	50.2	49.7	48.2	47.7	49.7	50.2	50.8	50.3	47.8	53.7	51.2	48.4
Avg. Dist. to Rail [m]	7.7	2.6	2.6	4.0	3.8	2.9	4.7	2.7	2.9	3.4	3.7	1.5	3.9



- [] Ranking at each section and finish
- :-:- No data available at this section
- NA No data available

Horse/Jockey Name	Mystic Max/Mark Purdon
Finish Rank	2
Fastest Section Time (Section)	0:14.31 (600-400)
Top Speed [km/h] (Section)	52.8 (600-400)
Race State	Finished



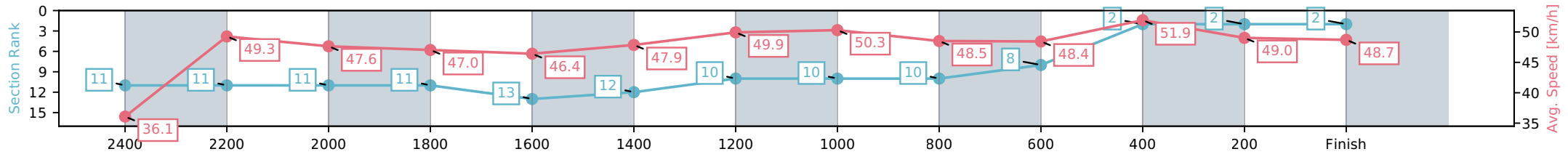
NZ Metropolitan Trotting Club Inc Harness
 Race 7: GARRARDS HORSE & HOUND HANDICAP TROT - 2600m



11 November 2025 - 2:47PM

Weather: Overcast

Section	L2600	L2400	L2200	L2000	L1800	L1600	L1400	L1200	L1000	L800	L600	L400	L200
Section Times	3:19.68 (0:20.01)	3:05.01 [11] (0:14.91)	2:50.18 [11] (0:15.37)	2:35.86 [11] (0:15.30)	2:20.95 [13] (0:15.88)	2:05.87 [12] (0:15.33)	1:51.26 [10] (0:14.46)	1:36.80 [10] (0:14.61)	1:21.47 [10] (0:15.08)	1:05.59 [8] (0:14.91)	0:50.29 [2] (0:14.31)	0:34.92 [2] (0:14.83)	0:20.02 [2] (0:14.68)
Average Speed [km/h]	36.1	49.3	47.6	47.0	46.4	47.9	49.9	50.3	48.5	48.4	51.9	49.0	48.7
Top Speed [km/h]	48.5	51.3	51.1	49.0	47.2	50.0	50.5	52.0	52.0	51.2	52.8	51.1	48.7
Avg. Dist. to Rail [m]	10.8	2.9	2.6	4.0	3.7	2.9	4.8	2.7	2.9	4.2	4.7	1.5	2.7



[] Ranking at each section and finish
 -:-:- No data available at this section
 NA No data available

Horse/Jockey Name	Empire City/R T May
Finish Rank	3
Fastest Section Time (Section)	0:14.46 (400-200)
Top Speed [km/h] (Section)	52.2 (1200-1000)
Race State	Finished



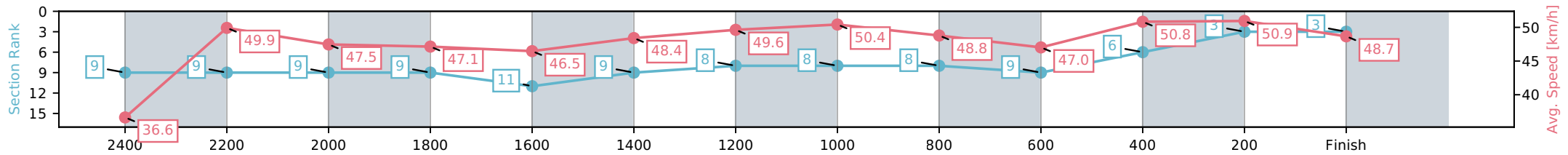
NZ Metropolitan Trotting Club Inc Harness
 Race 7: GARRARDS HORSE & HOUND HANDICAP TROT - 2600m



11 November 2025 - 2:47PM

Weather: Overcast

Section	L2600	L2400	L2200	L2000	L1800	L1600	L1400	L1200	L1000	L800	L600	L400	L200
Section Times	3:19.70 (0:19.65)	3:05.03 [9] (0:14.78)	2:50.56 [9] (0:15.54)	2:35.96 [9] (0:15.28)	2:20.66 [11] (0:15.89)	2:05.53 [9] (0:15.26)	1:50.94 [8] (0:14.53)	1:36.40 [8] (0:14.59)	1:21.14 [8] (0:15.13)	1:05.26 [9] (0:15.31)	0:49.97 [6] (0:14.60)	0:34.43 [3] (0:14.46)	0:19.65 [3] (0:14.68)
Average Speed [km/h]	36.6	49.9	47.5	47.1	46.5	48.4	49.6	50.4	48.8	47.0	50.8	50.9	48.7
Top Speed [km/h]	49.8	50.8	50.5	49.1	48.1	50.0	51.3	52.2	51.5	48.1	52.0	51.8	49.7
Avg. Dist. to Rail [m]	9.0	3.1	3.3	4.6	4.2	3.5	4.8	2.7	3.5	4.1	4.5	3.4	5.8



- [] Ranking at each section and finish
- :-:- No data available at this section
- NA No data available

Horse/Jockey Name	Walkinonsunshine/B N Orange
Finish Rank	4
Fastest Section Time (Section)	0:14.28 (600-400)
Top Speed [km/h] (Section)	52.9 (600-400)
Race State	Finished



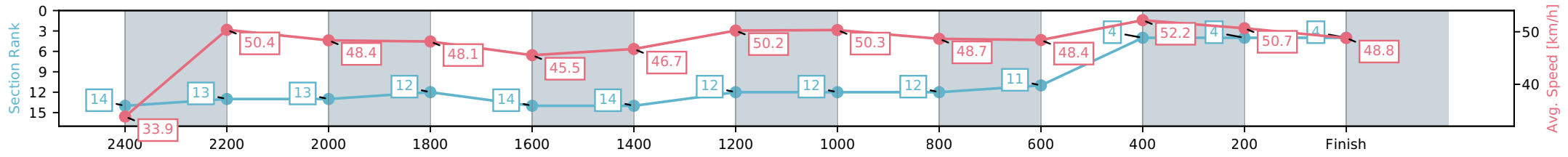
NZ Metropolitan Trotting Club Inc Harness
 Race 7: GARRARDS HORSE & HOUND HANDICAP TROT - 2600m



11 November 2025 - 2:47PM

Weather: Overcast

Section	L2600	L2400	L2200	L2000	L1800	L1600	L1400	L1200	L1000	L800	L600	L400	L200
Section Times	3:19.73 (0:21.29)	3:05.09 [13] (0:14.42)	2:50.44 [13] (0:14.94)	2:36.17 [12] (0:14.95)	2:21.25 [14] (0:15.99)	2:06.18 [14] (0:15.62)	1:51.56 [12] (0:14.35)	1:37.22 [12] (0:14.61)	1:21.59 [12] (0:15.08)	1:05.61 [11] (0:14.91)	0:50.65 [4] (0:14.28)	0:35.72 [4] (0:14.64)	0:21.29 [4] (0:14.65)
Average Speed [km/h]	33.9	50.4	48.4	48.1	45.5	46.7	50.2	50.3	48.7	48.4	52.2	50.7	48.8
Top Speed [km/h]	49.7	51.6	50.6	49.8	46.9	51.4	51.1	52.0	52.1	51.5	52.9	52.3	49.2
Avg. Dist. to Rail [m]	1.3	1.1	0.9	2.1	2.0	1.9	4.9	2.8	3.0	4.2	5.3	4.4	7.1



[] Ranking at each section and finish
 -:-:- No data available at this section
 NA No data available

Horse/Jockey Name	Moses/S E O'Reilly
Finish Rank	5
Fastest Section Time (Section)	0:14.57 (600-400)
Top Speed [km/h] (Section)	51.9 (600-400)
Race State	Finished



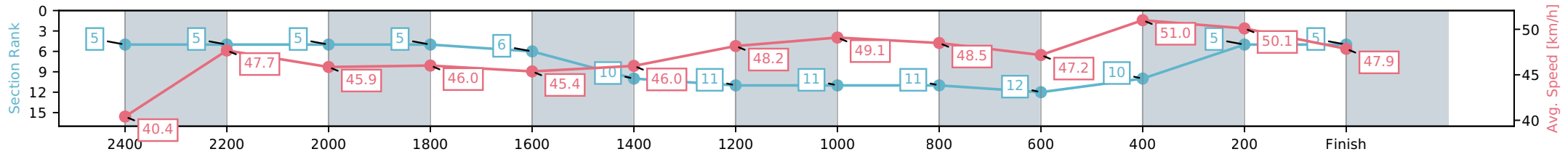
NZ Metropolitan Trotting Club Inc Harness
 Race 7: GARRARDS HORSE & HOUND HANDICAP TROT - 2600m



11 November 2025 - 2:47PM

Weather: Overcast

Section	L2600	L2400	L2200	L2000	L1800	L1600	L1400	L1200	L1000	L800	L600	L400	L200
Section Times	3:20.72 (0:17.84)	3:05.78 [5] (0:15.24)	2:50.96 [5] (0:15.84)	2:36.38 [5] (0:15.65)	2:21.10 [6] (0:16.04)	2:06.14 [10] (0:15.81)	1:51.37 [11] (0:14.95)	1:36.42 [11] (0:14.77)	1:20.62 [11] (0:14.95)	1:04.57 [12] (0:15.29)	0:48.92 [10] (0:14.57)	0:33.09 [5] (0:14.82)	0:17.85 [5] (0:14.95)
Average Speed [km/h]	40.4	47.7	45.9	46.0	45.4	46.0	48.2	49.1	48.5	47.2	51.0	50.1	47.9
Top Speed [km/h]	49.3	49.5	46.5	46.8	46.4	48.1	49.1	50.6	50.6	48.5	51.9	51.6	48.6
Avg. Dist. to Rail [m]	6.1	1.3	1.4	2.5	2.1	1.4	3.4	1.2	1.4	2.4	4.1	4.9	7.5



[] Ranking at each section and finish
 -:-:- No data available at this section
 NA No data available

Horse/Jockey Name	Rush/S J Ottley
Finish Rank	6
Fastest Section Time (Section)	0:14.43 (200-0)
Top Speed [km/h] (Section)	50.4 (1200-1000)
Race State	Finished



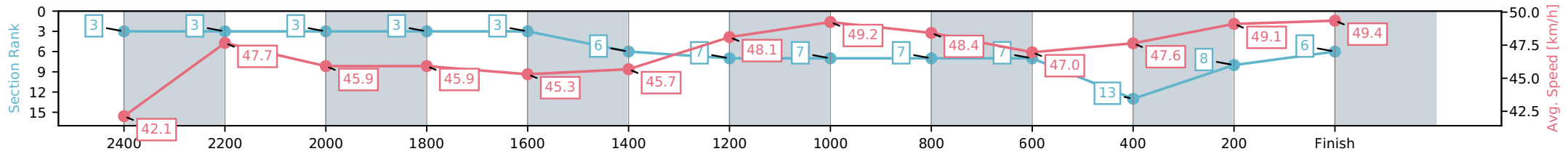
NZ Metropolitan Trotting Club Inc Harness
 Race 7: GARRARDS HORSE & HOUND HANDICAP TROT -
 2600m



11 November 2025 - 2:47PM

Weather: Overcast

Section	L2600	L2400	L2200	L2000	L1800	L1600	L1400	L1200	L1000	L800	L600	L400	L200
Section Times	3:20.80 (0:17.09)	3:06.37 [3] (0:15.26)	2:51.22 [3] (0:15.81)	2:35.79 [3] (0:15.66)	2:20.48 [3] (0:16.09)	2:05.52 [6] (0:15.88)	1:50.75 [7] (0:14.96)	1:35.79 [7] (0:14.77)	1:19.91 [7] (0:14.95)	1:03.83 [7] (0:15.32)	0:48.16 [13] (0:15.43)	0:32.36 [8] (0:15.15)	0:17.09 [6] (0:14.43)
Average Speed [km/h]	42.1	47.7	45.9	45.9	45.3	45.7	48.1	49.2	48.4	47.0	47.6	49.1	49.4
Top Speed [km/h]	50.0	50.0	46.7	46.5	46.0	47.6	49.0	50.4	50.2	48.0	49.0	50.1	50.1
Avg. Dist. to Rail [m]	2.5	1.2	1.3	2.2	2.0	1.3	3.2	1.2	1.2	1.9	2.6	5.6	10.9



- [] Ranking at each section and finish
- :-:- No data available at this section
- NA No data available

Horse/Jockey Name	Paris Prince/A G Herlihy MNZM
Finish Rank	7
Fastest Section Time (Section)	0:14.55 (600-400)
Top Speed [km/h] (Section)	52.1 (600-400)
Race State	Finished



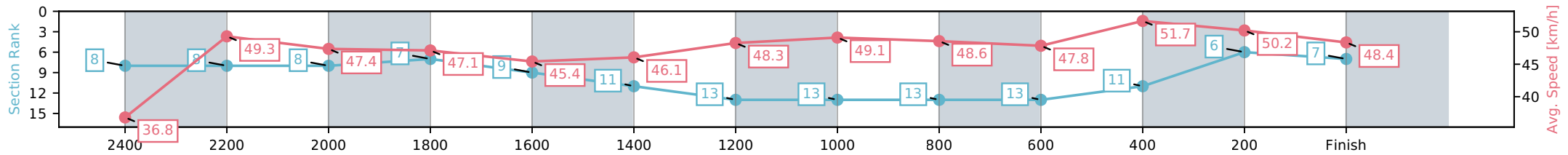
NZ Metropolitan Trotting Club Inc Harness
 Race 7: GARRARDS HORSE & HOUND HANDICAP TROT - 2600m



11 November 2025 - 2:47PM

Weather: Overcast

Section	L2600	L2400	L2200	L2000	L1800	L1600	L1400	L1200	L1000	L800	L600	L400	L200
Section Times	3:20.82 (0:19.61)	3:06.02 [8] (0:14.73)	2:51.06 [8] (0:15.29)	2:36.52 [7] (0:15.29)	2:21.47 [9] (0:16.01)	2:06.48 [11] (0:15.80)	1:51.66 [13] (0:14.93)	1:36.73 [13] (0:14.81)	1:20.93 [13] (0:14.99)	1:04.92 [13] (0:15.05)	0:49.63 [11] (0:14.55)	0:34.34 [6] (0:14.96)	0:19.61 [7] (0:14.80)
Average Speed [km/h]	36.8	49.3	47.4	47.1	45.4	46.1	48.3	49.1	48.6	47.8	51.7	50.2	48.4
Top Speed [km/h]	49.1	50.2	50.2	48.3	46.4	48.3	49.0	50.7	50.7	50.6	52.1	51.8	48.8
Avg. Dist. to Rail [m]	5.3	1.5	1.0	2.1	2.1	1.5	3.4	1.5	1.8	3.0	5.7	6.5	9.4



- [] Ranking at each section and finish
- :-:- No data available at this section
- NA No data available

Horse/Jockey Name	Gold Bullion/R J Butt
Finish Rank	8
Fastest Section Time (Section)	0:14.56 (1400-1200)
Top Speed [km/h] (Section)	50.7 (1200-1000)
Race State	Finished



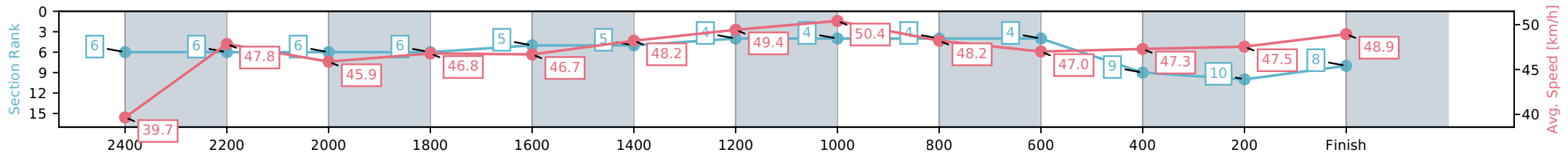
NZ Metropolitan Trotting Club Inc Harness
 Race 7: GARRARDS HORSE & HOUND HANDICAP TROT - 2600m



11 November 2025 - 2:47PM

Weather: Overcast

Section	L2600	L2400	L2200	L2000	L1800	L1600	L1400	L1200	L1000	L800	L600	L400	L200
Section Times	3:21.07 (0:18.16)	3:06.46 [6] (0:15.22)	2:50.92 [6] (0:15.90)	2:35.35 [6] (0:15.37)	2:20.04 [5] (0:15.80)	2:04.87 [5] (0:15.25)	1:50.27 [4] (0:14.56)	1:35.71 [4] (0:14.60)	1:20.46 [4] (0:15.18)	1:04.65 [4] (0:15.31)	0:49.28 [9] (0:15.56)	0:33.38 [10] (0:15.55)	0:18.17 [8] (0:14.61)
Average Speed [km/h]	39.7	47.8	45.9	46.8	46.7	48.2	49.4	50.4	48.2	47.0	47.3	47.5	48.9
Top Speed [km/h]	49.4	49.5	47.0	48.1	47.3	49.7	50.2	50.7	50.0	47.7	48.5	50.5	50.0
Avg. Dist. to Rail [m]	4.4	1.8	1.9	3.8	3.6	2.8	4.6	2.8	2.7	3.2	2.8	4.4	6.0



- [] Ranking at each section and finish
- :-:- No data available at this section
- NA No data available

Horse/Jockey Name	Zoltan Boscik/L J Whittaker
Finish Rank	9
Fastest Section Time (Section)	0:14.57 (1200-1000)
Top Speed [km/h] (Section)	54.0 (2400-2200)
Race State	Finished

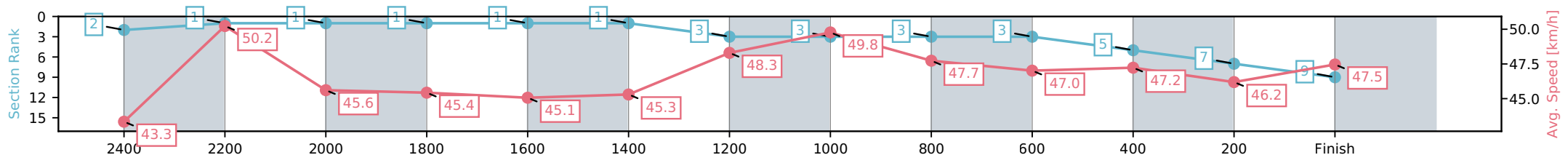


NZ Metropolitan Trotting Club Inc Harness
 Race 7: GARRARDS HORSE & HOUND HANDICAP TROT - 2600m



11 November 2025 - 2:47PM
 Weather: Overcast

Section	L2600	L2400	L2200	L2000	L1800	L1600	L1400	L1200	L1000	L800	L600	L400	L200
Section Times	3:21.26 (0:16.63)	3:06.22 [1] (0:14.59)	2:50.53 [1] (0:15.92)	2:35.18 [1] (0:15.85)	2:19.85 [1] (0:16.17)	2:04.69 [1] (0:16.02)	1:50.12 [3] (0:14.93)	1:35.18 [3] (0:14.57)	1:19.17 [3] (0:15.16)	1:03.00 [3] (0:15.33)	0:47.14 [5] (0:15.35)	0:31.23 [7] (0:15.70)	0:16.63 [9] (0:15.04)
Average Speed [km/h]	43.3	50.2	45.6	45.4	45.1	45.3	48.3	49.8	47.7	47.0	47.2	46.2	47.5
Top Speed [km/h]	53.8	54.0	47.1	45.7	45.6	47.3	49.1	51.0	51.0	47.5	48.5	49.5	49.6
Avg. Dist. to Rail [m]	6.2	2.4	1.3	2.0	1.9	1.2	3.0	1.2	1.1	1.6	1.2	1.7	4.4



[] Ranking at each section and finish
 -:-:- No data available at this section
 NA No data available

Horse/Jockey Name	Franco Josiah/J C Morrison
Finish Rank	10
Fastest Section Time (Section)	0:14.77 (1200-1000)
Top Speed [km/h] (Section)	50.8 (1200-1000)
Race State	Finished



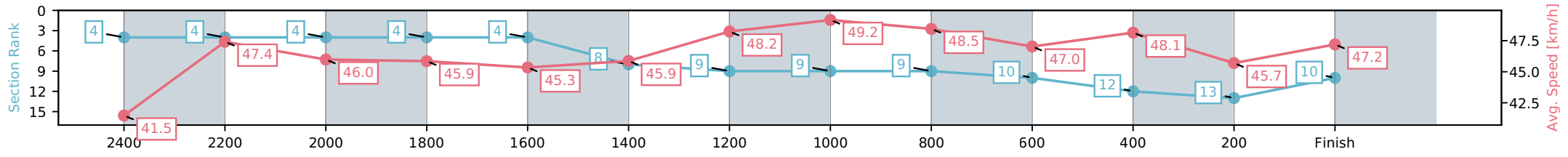
NZ Metropolitan Trotting Club Inc Harness
 Race 7: GARRARDS HORSE & HOUND HANDICAP TROT - 2600m



11 November 2025 - 2:47PM

Weather: Overcast

Section	L2600	L2400	L2200	L2000	L1800	L1600	L1400	L1200	L1000	L800	L600	L400	L200
Section Times	3:22.24 (0:17.41)	3:07.07 [4] (0:15.29)	2:51.19 [4] (0:15.82)	2:36.10 [4] (0:15.67)	2:20.79 [4] (0:16.08)	2:05.82 [8] (0:15.82)	1:51.06 [9] (0:14.96)	1:36.10 [9] (0:14.77)	1:20.27 [9] (0:14.97)	1:04.20 [10] (0:15.30)	0:48.52 [12] (0:15.10)	0:32.70 [13] (0:15.88)	0:17.41 [10] (0:15.17)
Average Speed [km/h]	41.5	47.4	46.0	45.9	45.3	45.9	48.2	49.2	48.5	47.0	48.1	45.7	47.2
Top Speed [km/h]	48.6	49.1	46.8	46.6	46.3	48.0	48.9	50.8	50.6	48.1	49.8	48.1	48.4
Avg. Dist. to Rail [m]	11.7	1.4	1.4	2.4	2.1	1.4	3.3	1.3	1.5	2.1	1.7	1.1	1.5



[] Ranking at each section and finish
 -:-:- No data available at this section
 NA No data available

Horse/Jockey Name	Confessional/P C Nairn
Finish Rank	11
Fastest Section Time (Section)	0:14.41 (1400-1200)
Top Speed [km/h] (Section)	51.7 (1600-1400)
Race State	Finished



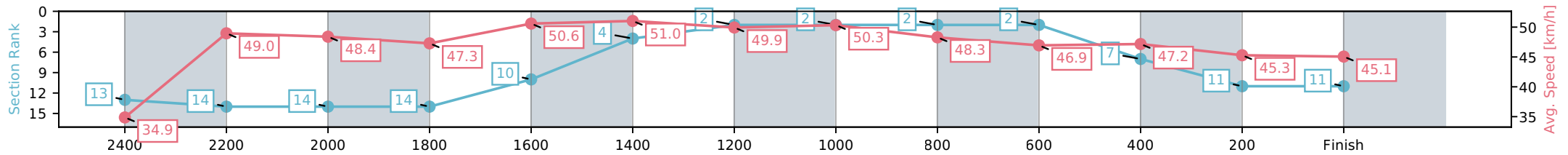
NZ Metropolitan Trotting Club Inc Harness
 Race 7: GARRARDS HORSE & HOUND HANDICAP TROT - 2600m



11 November 2025 - 2:47PM

Weather: Overcast

Section	L2600	L2400	L2200	L2000	L1800	L1600	L1400	L1200	L1000	L800	L600	L400	L200
Section Times	3:22.57 (0:20.67)	3:06.74 [14] (0:15.07)	2:50.61 [14] (0:15.20)	2:35.04 [14] (0:15.27)	2:19.73 [10] (0:14.75)	2:04.57 [4] (0:14.56)	1:49.93 [2] (0:14.41)	1:35.52 [2] (0:14.63)	1:20.97 [2] (0:15.16)	1:06.21 [2] (0:15.32)	0:50.94 [7] (0:15.56)	0:35.74 [11] (0:16.14)	0:20.68 [11] (0:15.83)
Average Speed [km/h]	34.9	49.0	48.4	47.3	50.6	51.0	49.9	50.3	48.3	46.9	47.2	45.3	45.1
Top Speed [km/h]	45.8	51.2	51.5	49.5	51.6	51.7	51.1	50.8	50.0	47.5	47.7	47.4	45.4
Avg. Dist. to Rail [m]	13.5	3.6	3.0	4.5	5.9	4.3	5.3	2.7	2.7	3.1	2.5	3.1	5.9



- [] Ranking at each section and finish
- :-:- No data available at this section
- NA No data available

Horse/Jockey Name	A Hill Two Menny/S J Thornley
Finish Rank	12
Fastest Section Time (Section)	0:14.72 (1200-1000)
Top Speed [km/h] (Section)	51.0 (2600-2400)
Race State	Finished



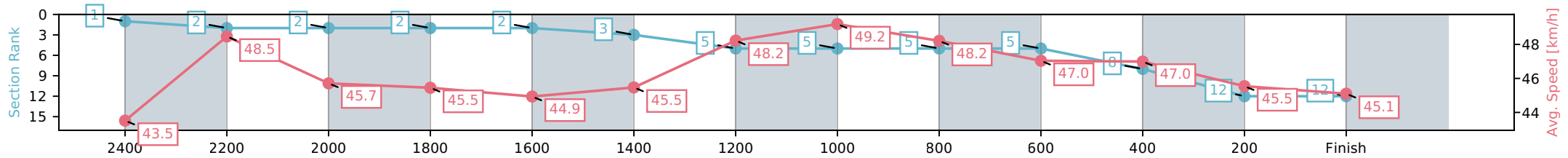
NZ Metropolitan Trotting Club Inc Harness
 Race 7: GARRARDS HORSE & HOUND HANDICAP TROT -
 2600m



11 November 2025 - 2:47PM

Weather: Overcast

Section	L2600	L2400	L2200	L2000	L1800	L1600	L1400	L1200	L1000	L800	L600	L400	L200
Section Times	3:22.66 (0:16.57)	3:06.79 [2] (0:14.97)	2:50.88 [2] (0:15.92)	2:35.47 [2] (0:15.85)	2:20.15 [2] (0:16.17)	2:05.13 [3] (0:15.99)	1:50.41 [5] (0:14.94)	1:35.47 [5] (0:14.72)	1:19.48 [5] (0:15.01)	1:03.31 [5] (0:15.33)	0:47.47 [8] (0:15.41)	0:31.54 [12] (0:15.90)	0:16.58 [12] (0:15.88)
Average Speed [km/h]	43.5	48.5	45.7	45.5	44.9	45.5	48.2	49.2	48.2	47.0	47.0	45.5	45.1
Top Speed [km/h]	51.0	50.6	47.4	45.8	45.7	47.5	49.0	50.4	50.9	47.8	48.0	47.6	46.4
Avg. Dist. to Rail [m]	3.8	1.1	1.4	2.2	2.0	1.4	3.2	1.1	1.2	1.9	1.2	1.2	3.2



- [] Ranking at each section and finish
- :-:- No data available at this section
- NA No data available

Horse/Jockey Name	Julie Jaccka/N P Williamson
Finish Rank	13
Fastest Section Time (Section)	0:14.61 (1200-1000)
Top Speed [km/h] (Section)	52.3 (1000-800)
Race State	Finished



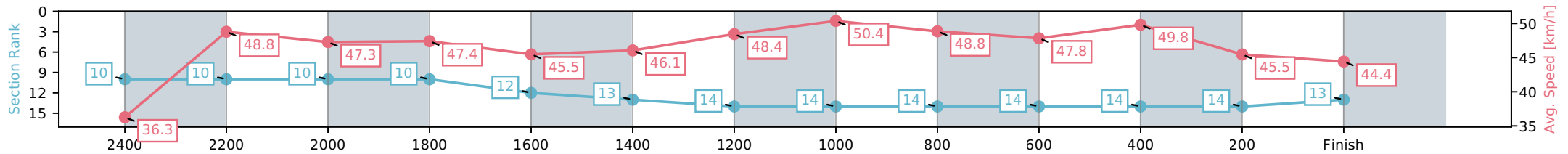
NZ Metropolitan Trotting Club Inc Harness
 Race 7: GARRARDS HORSE & HOUND HANDICAP TROT - 2600m



11 November 2025 - 2:47PM

Weather: Overcast

Section	L2600	L2400	L2200	L2000	L1800	L1600	L1400	L1200	L1000	L800	L600	L400	L200
Section Times	3:23.58 (0:19.91)	3:07.50 [10] (0:14.85)	2:51.54 [10] (0:15.28)	2:36.63 [10] (0:15.22)	2:21.58 [12] (0:16.00)	2:06.52 [13] (0:15.79)	1:51.91 [14] (0:14.86)	1:37.06 [14] (0:14.61)	1:21.27 [14] (0:15.05)	1:05.27 [14] (0:15.06)	0:50.05 [14] (0:14.91)	0:34.76 [14] (0:15.95)	0:19.91 [13] (0:16.09)
Average Speed [km/h]	36.3	48.8	47.3	47.4	45.5	46.1	48.4	50.4	48.8	47.8	49.8	45.5	44.4
Top Speed [km/h]	49.5	50.3	50.5	48.9	46.7	48.7	49.9	52.1	52.3	50.6	50.6	48.3	47.4
Avg. Dist. to Rail [m]	5.3	1.0	1.0	2.2	2.1	1.4	3.7	2.8	3.2	4.4	4.9	1.4	2.3



- [] Ranking at each section and finish
- :-:- No data available at this section
- NA No data available

Horse/Jockey Name	Eurostyle/K A Butt
Finish Rank	14
Fastest Section Time (Section)	0:14.55 (1200-1000)
Top Speed [km/h] (Section)	51.8 (1800-1600)
Race State	Finished



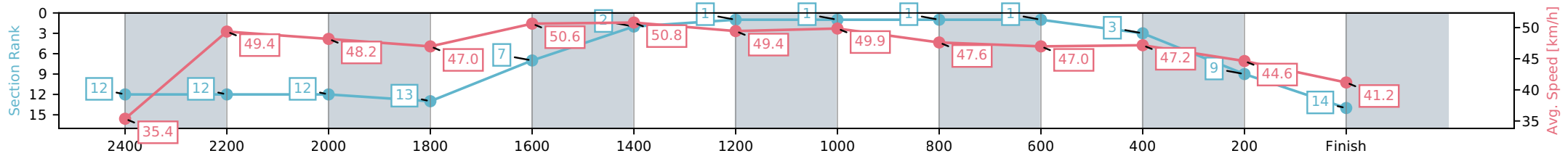
NZ Metropolitan Trotting Club Inc Harness
 Race 7: GARRARDS HORSE & HOUND HANDICAP TROT - 2600m



11 November 2025 - 2:47PM

Weather: Overcast

Section	L2600	L2400	L2200	L2000	L1800	L1600	L1400	L1200	L1000	L800	L600	L400	L200
Section Times	3:23.74 (0:20.41)	3:06.44 [12] (0:14.92)	2:50.24 [12] (0:15.28)	2:34.88 [13] (0:15.31)	2:19.55 [7] (0:14.71)	2:04.37 [2] (0:14.60)	1:49.82 [1] (0:14.58)	1:35.24 [1] (0:14.55)	1:20.64 [1] (0:15.18)	1:05.93 [1] (0:15.34)	0:50.61 [3] (0:15.35)	0:35.34 [9] (0:16.20)	0:20.41 [14] (0:17.31)
Average Speed [km/h]	35.4	49.4	48.2	47.0	50.6	50.8	49.4	49.9	47.6	47.0	47.2	44.6	41.2
Top Speed [km/h]	48.8	51.0	51.0	49.1	51.8	51.3	50.8	50.9	50.6	47.4	48.2	47.5	42.8
Avg. Dist. to Rail [m]	10.7	3.4	3.0	4.3	5.3	3.8	4.0	1.0	1.2	1.5	1.1	1.1	4.4



[] Ranking at each section and finish
 -:-:- No data available at this section
 NA No data available

Horse/Jockey Name	Domination's Call/Brad Williamson
Finish Rank	15
Fastest Section Time (Section)	0:14.48 (800-600)
Top Speed [km/h] (Section)	50.2 (800-600)
Race State	Finished



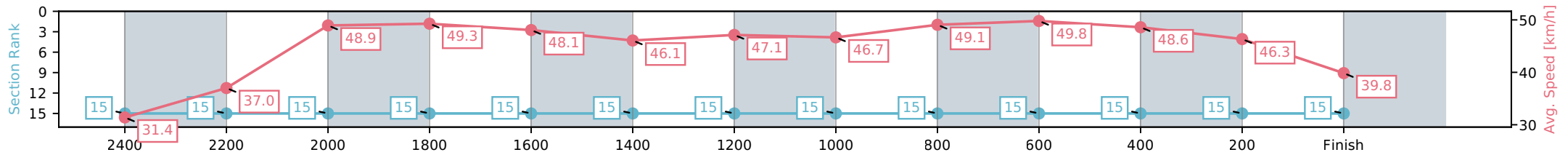
NZ Metropolitan Trotting Club Inc Harness
 Race 7: GARRARDS HORSE & HOUND HANDICAP TROT - 2600m



11 November 2025 - 2:47PM

Weather: Overcast

Section	L2600	L2400	L2200	L2000	L1800	L1600	L1400	L1200	L1000	L800	L600	L400	L200
Section Times	3:32.39 (0:22.97)	3:14.56 [15] (0:20.42)	2:58.92 [15] (0:14.92)	2:43.92 [15] (0:14.58)	2:29.44 [15] (0:15.13)	2:14.66 [15] (0:15.75)	1:59.03 [15] (0:15.26)	1:43.77 [15] (0:15.62)	1:28.03 [15] (0:14.79)	1:12.90 [15] (0:14.48)	0:58.31 [15] (0:15.00)	0:43.40 [15] (0:15.63)	0:22.98 [15] (0:17.84)
Average Speed [km/h]	31.4	37.0	48.9	49.3	48.1	46.1	47.1	46.7	49.1	49.8	48.6	46.3	39.8
Top Speed [km/h]	36.8	48.9	49.7	49.6	48.9	47.6	47.9	48.0	50.1	50.2	49.1	48.0	45.2
Avg. Dist. to Rail [m]	13.5	7.5	1.8	3.2	2.1	1.1	3.7	1.4	1.9	4.3	2.4	1.2	4.0



- [] Ranking at each section and finish
- :-:- No data available at this section
- NA No data available